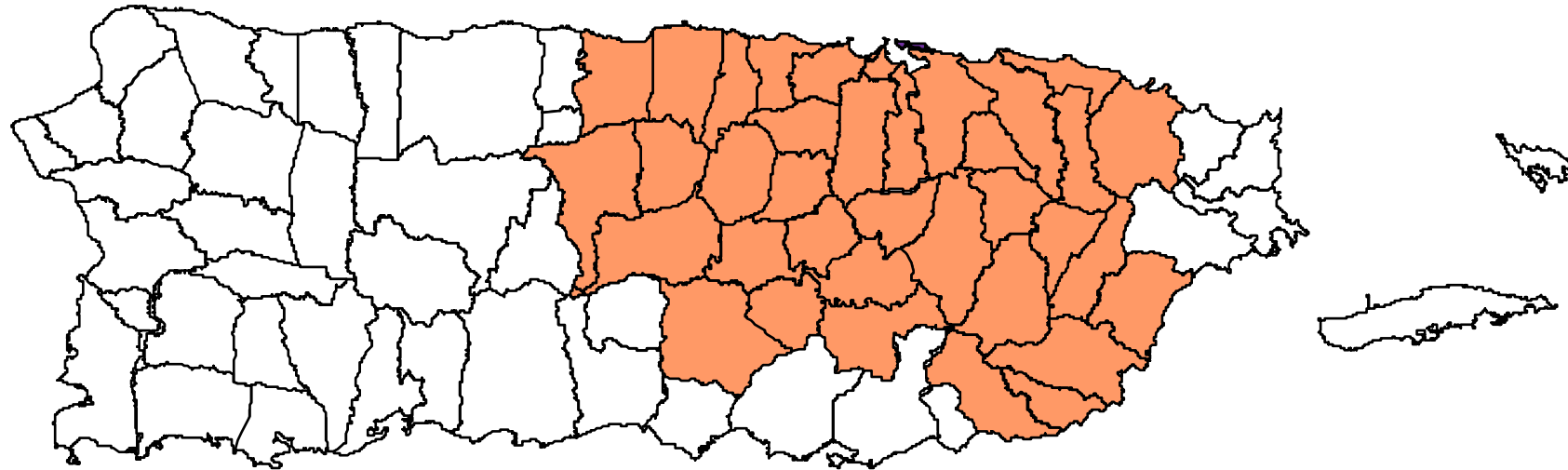



Government of Puerto Rico



Puerto Rico Department of Transportation and Public Works

Puerto Rico Highway and Transportation Authority



 *San Juan Urbanized Area (UA > 1,000,000 in Population)*

Transportation Improvement Program (TIP) Fiscal Year 2019-2022

March 19, 2019- Approved by MPO





Government of Puerto Rico
Puerto Rico Department of Transportation and Public Works
Puerto Rico Highway and Transportation Authority

San Juan Urbanized Area (SJUA)
Transportation Improvement Program (TIP)

Fiscal Years 2019-2022

The preparation of this document was financed in part through a grant from the U.S. Department of Transportation, Federal Transit Administration, and Federal Highway Administration under Chapter 53 of 49 U.S.C. and 23 U.S.C.

Approved by the Puerto Rico Metropolitan Planning Organization Policy Board Committee



INTRODUCTION

In 1973, the Puerto Rico Department of Transportation and Public Works (PRDTPW) was designated by the Governor of Puerto Rico as the Operative Arm of the Puerto Rico Metropolitan Planning Organization (PRMPO) for the San Juan Urbanized Area (SJUA). To assure a forum for cooperative decision-making in the planning process, the PRMPO acts through a Policy Board Committee for the SJUA, defined by the 2010 Census as falling in the funding category of areas with over one million inhabitants and comprising the following municipalities:

Aguas Buenas	Cidra	Loíza	San Juan
Aibonito	Coamo	Manatí	San Lorenzo
Barranquitas	Comerio	Maunabo	Toa Baja
Bayamón	Corozal	Morovis	Toa Alta
Caguas	Dorado	Naguabo	Trujillo Alto
Canóvanas	Guaynabo	Naranjito	Vega Alta
Carolina	Gurabo	Orocovis	Vega Baja
Cataño	Humacao	Patillas	Yabucoa
Cayey	Juncos	Río Grande	
Ciales	Las Piedras	Salinas	

The Policy Board Committees also include representatives from the following agencies involved with transportation issues:

- ❑ Puerto Rico Department of Transportation and Public Works (PRDTPW)
- ❑ Puerto Rico Highway and Transportation Authority (PRHTA)
- ❑ Puerto Rico Integrated Transit Authority (PRITA)
- ❑ Maritime Transportation Authority (MTA)
- ❑ Metropolitan Bus Authority (MBA)
- ❑ Ports Authority (PA)
- ❑ Planning Board (PB)
- ❑ Public Service Commission (PSC)
- ❑ Permits Management Office (PMO)
- ❑ Environmental Quality Board (EQB)
- ❑ Department of Environmental and Natural Resources (DENR)
- ❑ Puerto Rico Tourism Company (PRTC)
- ❑ Puerto Rico Emergency Management Agency (PREMA)

- ❑ Puerto Rico Division of the Federal Highway Administration (**NON VOTING**)
- ❑ Region IV Administrator of the Federal Transit Administration (**NON VOTING**)

The PRMPO is also responsible for the development and adoption of the Transportation Improvement Program (TIP). This document presents proposed improvements to the transportation and highway system in Puerto Rico. Projects are recommended for Federal funding for a period of four fiscal years. The program reflects the area priorities and is based on realistic estimates of total costs for the four years period. The Annual Element of the TIP consists in the projects proposed for implementation during the First Year Program, i.e. October 1, 2018 to September 30, 2019. The projects included reflect a multimodal approach to alleviate transportation problems.

This document includes the priority list of proposed projects that are to be undertaken by year, consistent with the transportation plan and are financially constrained. Projects included in the Annual Element can be implemented using the estimated allocation for Fiscal Year 2019 and carryover funds.

General transportation priorities are defined as follows:

- Regional projects, projects which involve several municipalities
- Public transportation projects of high impact and investment
- Carryover projects
- Continuity projects
- Transportation projects for the elderly and handicapped
- Construction of transportation facilities
- Improvements of existing transportation facilities
- Construction of shelters/stop for transportation services
- Acquisition of vehicles for public transportation services
- Acquisition of vehicles to support paratransit services
- Preventive maintenance cost for transit vehicles
- Operational assistant to paratransit services
- Construction of facilities for maintenance garage for transit vehicles
- Transit enhancements
- Transit security projects

WHAT IS THE TIP?

The *Fiscal Years 2019-2022 San Juan Urbanized Area (SJUA) Transportation Improvement Program (TIP)* was prepared in accordance with the requirements of the Fixing America's Surface Transportation (FAST) Act. The FAST Act was signed by President Obama on December 4, 2015. The FAST Act maintains its focus on safety, keeps intact the established structure of the various highway-related programs we manage, continues efforts to streamline project delivery and, for the first time, provides a dedicated source of federal dollars for freight projects. This Act supports transit funding through fiscal year 2020. This document describes and prioritizes the surface transportation programs and projects that the SJUA Policy Board Committee of Puerto Rico Metropolitan Planning Organization (SJUA PRMPO) has selected for implementation during the program period. The TIP contains the adopted list of public transit, highway, bicycle, and pedestrian projects that will receive federal transportation funds in the near future in accordance with the transportation plan. The TIP needs to be financially constrained; meaning that projects that are identified will have the necessary federal and local funding.

The TIP will be updated at least every three (3) years, and revised as needed. As approved by the SJUA PRMPO Policy Board Committee, the TIP is incorporated in the *Statewide Transportation Improvement Program (STIP)*.

The FY 2019-2022 SJUA TIP identifies transportation programs and projects totaling approximately **\$135,318,761.01** to be implemented during the four-year program period. The projects included are those eligible for federal funding assistance, as well as regionally significant locally-funded projects. Also, the SJUA TIP can include significant projects that require action by the Federal Highway Administration (FHWA) or the Federal Transit Administration (FTA), regardless of whether or not they are funded with federal funds.

PROJECT EVALUATIONS

The following criteria were utilized to evaluate the petitions received to be considered in the programing for FY 2019-2022 SJUA TIP:

- Compliance with FAST Act planning factors; and
- Consistency with Long Range Transportation Plan.

The PRHTA Central Planning and Coordination Work Group (CPCWG) with the SJUA Technical Committee reviewed and submitted for consideration of the PRMPO the list of projects to be including in the TIP.

FEDERAL HIGHWAY ADMINISTRATION (FHWA)

The Moving Ahead for Progress in the 21st Century Act (MAP-21), enacted in 2012, included provisions to make the Federal surface transportation more streamlined, performance-based, and multimodal, and to address challenges facing the U.S. transportation system, including improving safety, maintaining infrastructure condition, reducing traffic congestion, improving efficiency of the system and freight movement, protecting the environment, and reducing delays in project delivery. The FAST Act builds on the changes made by MAP-21.

Below is a more detailed summary of some FAST Act provisions.

PROJECT DELIVERY: DOT has been a leader in reducing the bureaucratic red tape that can stall and delay critical transportation projects from moving forward. The FAST Act adopted a number of Administration proposals to further speed the permitting processes while still protecting environmental and historic treasures and also codifying the online system to track projects and interagency coordination processes.

FREIGHT: The FAST Act would establish both formula and discretionary grant programs to fund critical transportation projects that would benefit freight movements. These programs are similar to what the Administration proposed and will for the first time provide a dedicated source of Federal funding for freight projects, including multimodal projects. The Act emphasizes the importance of Federal coordination to focus local governments on the needs of freight transportation providers.

INNOVATIVE FINANCE BUREAU: The FAST Act establishes a new National Surface Transportation and Innovative Finance Bureau within the Department to serve as a one-stop shop for state and local governments to receive federal funding,

financing or technical assistance. This builds on the work of the Department's Build America Transportation Investment Center and provides additional tools to improve coordination across the Department to promote innovative finance mechanisms. The Bureau is also tasked with responsibility to drive efficiency in the permitting process, consistent with our request to establish a dedicated permitting office.

TIFIA: The TIFIA Loan program provides important financing options for large projects and public-private partnerships. The FAST Act includes organizational changes that will provide an opportunity for important structural improvements with the potential to accelerate the delivery of innovative finance projects. However, FAST's cut to the TIFIA program could constrain growth in this area over the course of the bill.

SAFETY: The FAST Act includes authority sought by the Administration to prohibit rental car companies from knowingly renting vehicles that are subject to safety recalls. It also increased maximum fines against non-compliant auto manufacturers from \$35 million to \$105 million. The law also will help bolster the Department's safety oversight of transit agencies and also streamlines the Federal truck and bus safety grant programs, giving more flexibility to States to improve safety in these areas. However, we know the bill also took a number of steps backwards in terms of the Department's ability to share data with the public and on the Department's ability to exercise aggressive oversight over our regulated industries.

TRANSIT: The FAST Act includes a number of positive provisions, including reinstating the popular bus discretionary grant program and strengthening the Buy America requirements that promote domestic manufacturing through vehicle and track purchases.

LADDERS OF OPPORTUNITY: The Act includes a number of items that strengthen workforce training and improve regional planning. These include allocating slightly more formula funds to local decision makers and providing planners with additional design flexibilities. Notably, FAST makes Transit Oriented

Development (TOD) expenses eligible for funding under highway and rail credit programs. TOD promotes dense commercial and residential development near transit hubs in an effort to shore up transit ridership and promote walkable, sustainable land use.

FEDERAL TRANSIT ADMINISTRATION (FTA)

MAP-21 transit program provisions further several important goals, including safety, state of good repair, performance, and program efficiency. MAP-21 gives the Federal Transit Administration (FTA) significant new authority to strengthen the safety of public transportation systems throughout the United States. The Act also puts new emphasis on restoring and replacing our aging public transportation infrastructure by establishing a new needs-based formula program and new asset management requirements. In addition, it establishes performance-based planning requirements that align Federal funding with key goals and tracks progress towards these goals.

Finally, MAP-21 improves the efficiency of administering grant programs by consolidating several programs and streamlining the major capital investment grant program known as "New Starts."

The FAST Act, reauthorizes FTA programs and includes changes to improve mobility, streamline capital project construction and acquisition, and increase the safety of public transportation systems across the country. The act's five years of predictable formula funding enables transit agencies to better manage long-term assets and address the backlog of state of good repair needs. It also includes funding for new competitive grant programs for buses and bus facilities, innovative transportation coordination, workforce training, and public transportation research activities.

NEW PROGRAMS

Safety

MAP-21 grants FTA the authority to establish and enforce a new comprehensive framework to oversee the safety of public transportation throughout the United States. FTA will develop safety performance criteria for all modes of public transportation

(rail, bus, etc.). The new law requires all recipients of FTA funding to develop agency safety plans that include performance targets, strategies, and staff training. For rural recipients, the plan may be drafted by the State. For small urban systems, FTA must issue a rule designating which small urban systems may have their safety plans drafted by the State. These measures and targets must be incorporated into metropolitan and statewide transportation plans and transportation improvement programs.

MAP-21 also grants FTA enforcement authority and permits FTA to issue directives, require more frequent oversight of transit systems, impose more frequent reporting requirements, and require that formula grant funds be spent to correct safety deficiencies before funds are spent on other projects.

Transit Asset Management

In 2016, the Federal Transit Administration (FTA), established a requirement for all public transportation providers that receive federal transit assistance to develop a TAM. According to 49 CFR Section 625.5, transit asset management is: “the strategic and systematic practice of procuring, operating, inspecting, maintaining, rehabilitating, and replacing transit capital assets to manage their performance, risks, and costs over their life cycles, for the purpose of providing safe, cost-effective, and reliable public transportation”.

The Final Rule for the TAM requires transit providers to collect and use asset condition data, set targets, and develop strategies to prioritize investments to meet their goals. Following the principles of Performance-Based Planning for management of transit assets, systems and networks must be part of the planning and management process for the PRHTA. The Performance Measures and Targets for the TAM are divided into four categories of transit assets: rolling stock, facilities, infrastructure and equipment. As part of the Final Rule for the TAM, PRHTA established performance targets for these performance measures:

PRHTA Group Plan				
Asset-Rolling Stock	Fleet Size	FTA Default ULB	FY18 Base	FY19 Targets
Articulated Bus (AB)	2	14	0%	0%
Bus (BU)	184	14	9%	10%
Cutaway bus (CU)	100	10	6%	6%
Minibus (MB)	33	10	27%	14%
Minivan (MV)	2	8	0%	0%
Trolleybus (TB)	16	13	44%	44%
Van (Van)	80	8	39%	27%
Automobile (AO)	25	8	0%	0%
Asset-Equipment				
Automobile (AO)	40	8	53%	53%
Truck and other rubber vehicles	20	14	45%	45%
Maritime Transit Authority				
Asset-Rolling Stock	Fleet Size	FTA Default ULB	FY18 Base	FY19 Targets
Ferryboat (FB)	14	41	0%	0%
ATI-TU				
Asset-Rolling Stock	Fleet Size	FTA Default ULB	FY18 Base	FY19 Targets
Heavy Rail Passenger Car (HR)	74	31	0%	0%
Asset-Equipment				
Automobile (AO)	32	8	28%	34%
Trucks and other rubber vehicles	14	14	64%	56%
Asset-Facilities	Facilities	TERM Scale (below 3)	FY18 Base	FY19 Targets
Passenger/Parking	16	3	0%	0%
Administrative/Maintenance	2	3	0%	0%
Asset-Infrastructure	Track Segments	FY18 Base	FY19 Targets	
Rail Fixed Guideway-Performance Restriction	262	1.65%	5%	

URBANIZED AREA FORMULA GRANTS (SECTION 5307)

Emergency Relief

This new program assists States and public transportation systems with emergency-related expenses. Emergencies are defined as natural disasters affecting a wide area or a catastrophic failure from an external cause for which the governor of a State has declared an emergency (and the Secretary of Transportation has concurred) or the President has declared a major disaster. The program funds capital projects to protect, repair, reconstruct, or replace equipment and facilities.

It also funds transit agency operating costs related to evacuation, rescue operations, temporary public transportation service, or changing public transportation route service before, during, or after an emergency in an area directly affected. The grants only cover expenses not reimbursed by the Federal Emergency Management Agency (FEMA). The program will provide immediate funding, similar to the FHWA emergency program. Funding will be appropriated by Congress as needed.

Transit-Oriented Development Planning Pilot

MAP-21 creates a new discretionary pilot program for transit-oriented development (TOD) planning grants. Eligible activities include comprehensive planning in corridors with new rail, bus rapid transit, or core capacity projects. The comprehensive plans should seek to enhance economic development, ridership, and other goals; facilitate multimodal connectivity and accessibility; increase access to transit hubs for pedestrian and bicycle traffic; enable mixed-use development; identify infrastructure needs associated with the project; and include private sector participation.

The following sections describe some of the various funding sources for FTA programs, which are including in this document:

- §5307 Urbanized Area Formula Grants
- §5310 Enhanced Mobility of Seniors and Individuals with Disabilities
- §5337 State of Good Repair Grants
- §5339 Bus and Bus Facilities Grants

The PRHTA is the designated recipient of funds apportioned to the Puerto Rico SJUA. The funds are apportioned based on legislative formulas, with different formulas applying to UZAs with populations more than 200,000. The Puerto Rico SJUA apportionment formula is based on population and population density statistics from the most recent decennial census.

This program provides grants to urbanized areas to support public transportation. Funding is distributed by formula based on the level of transit service provision, population, and other factors. The section 5307 provides federal funds for capital, planning, job access and reverse commute projects, for public transportation in urbanized area with a population of more than 200,000. The program remains largely unchanged with a few exceptions:

Job access and reverse commute activities now eligible

Activities eligible under the former Job Access and Reverse Commute (JARC) program, which focused on providing services to low-income individuals to access jobs, are now eligible under the Urbanized Area Formula program. These include operating assistance with a 50 percent local match for job access and reverse commute activities. In addition, the urbanized area formula for distributing funds now includes the number of low-income individuals as a factor. There is no floor or ceiling on the amount of funds that can be spent on job access and reverse commute activities.

Expanded eligibility for operating expenses for systems with 100 or fewer buses

MAP-21 expands eligibility for using Urbanized Area Formula funds for operating expenses. Previously, only urbanized areas with populations below 200,000 were eligible to use Federal transit funds for FTA of funding for operating expenses. Under MAP-21, a special rule allows recipients in urbanized areas with populations of 200,000 or above and that operate 100 or fewer buses in fixed route service during peak hours, to receive a grant for operating assistance subject to a maximum amount per system as explained below:

- a. Public transportation systems that operate a minimum of 76 buses and a maximum of 100 buses in fixed route service during peak service hours may receive operating assistance in an amount not to exceed 50 percent of the share of the apportionment that is attributable to such systems within the urbanized area, as measured by vehicle revenue hours.
- b. Public transportation systems that operate 75 or fewer buses in fixed route service during peak service hours may receive operating assistance in an amount not to exceed 75 percent of the share of the apportionment that is attributable to such systems within the urbanized area, as measured by vehicle revenue hours.

Eligibility for Safety Certification Training

The section 5307 funds are permitted to use not more than 0.5 percent of their formula funds under the Urbanized Area Formula Program to pay not more than 80% of the cost of participation for an employee who is directly responsible for safety oversight to participate in public transportation safety certification training. Safety certification training program requirements will be established in accordance with section 5329.

ENHANCED MOBILITY OF SENIORS AND INDIVIDUALS WITH DISABILITIES PROGRAM (SECTION 5310)

This program provides formula funding to increase the mobility of seniors and persons with disabilities. Funds are apportioned based on the Commonwealth share of the targeted populations and are now apportioned to the Commonwealth for areas under 200,000 and large urbanized areas (over 200,000). The former New Freedom program (5317) is folded into this program. The New Freedom program provided grants for services for individuals with disabilities that went above and beyond the requirements of the Americans with Disabilities Act (ADA). Activities eligible under New Freedom are now eligible under the Enhanced Mobility of Seniors and Individuals with Disabilities program.

Projects selected for funding must be included in a locally developed, coordinated public transit human services transportation plan; and the competitive selection process, which was required under the former New Freedom program, is now optional. At least 55 percent of program funds must be spent on the types of capital projects eligible under the former Section 5310 -- public transportation projects planned, designed, and carried out to meet the special needs of seniors and individuals with disabilities when public transportation is insufficient, inappropriate, or unavailable. The remaining 45 percent may be used for: public transportation projects that exceed the requirements of the ADA; public transportation projects that improve access to fixed-route service and decrease reliance by individuals with disabilities on complementary paratransit; or, alternatives to public transportation that assist seniors and individuals with disabilities. Using these funds for operating expenses requires a 50 percent local match while using these funds for capital expenses (including acquisition of public transportation services) requires a 20 percent local match.

STATE OF GOOD REPAIR GRANTS (SECTION 5337)

MAP-21 establishes a new grant program to maintain public transportation systems in a state of good repair. This program replaces the fixed Guideway modernization program (Section 5309).

Funding is limited to Fixed Guideway systems (including rail, bus rapid transit, and passenger ferries) and high intensity bus (high intensity bus refers to buses operating in high occupancy vehicle (HOV) lanes.) Projects are limited to replacement and rehabilitation, or capital projects required to maintain public transportation systems in a state of good repair. Projects must be included in a transit asset management plan to receive funding. The new formula comprises: (1) the former Fixed Guideway modernization formula; (2) a new service-based formula; and (3) a new formula for buses on HOV lanes.

BUS AND BUS FACILITIES FORMULA GRANTS (SECTION 5339)

A new formula grant program is established under Section 5339, replacing the previous Section 5309 discretionary Bus and Bus Facilities program. This program is a source of funding for the urbanized area, but replaces the previous discretionary program under which the transit system was able to obtain several large grants. The program provides funding to replace, rehabilitate, and purchase buses and related equipment as well as construct bus-related facilities.

LONG RANGE TRANSPORTATION PLAN CONSISTENCY

A primary consideration in the selection of projects is the consistency with the LRTP. The LRTP is a regional plan for surface transportation projects that are regional significance and address the projected surface transportation needs of Puerto Rico residents and visitors.

Using the LRTP as the starting point, major projects that were expected to be ready for implementation within the four-year TIP programming period, were considered by the SJUA PRMPO members. The PRMPO members requested project listings also included surface transportation projects and highways projects that are proposed to be funded with federal funds.

REVISION TO THE TIP

The following administrative provisions have been established in order to ensure timely implementation and oversight of the TIP. A revision refers to a change to the TIP that occurs as needed. A minor revision is an “administrative modification,” while a major revision is an “amendment,” as described below:

ADMINISTRATIVE MODIFICATION

Administrative modifications are minor revisions to the TIP. These types of revisions do not require solicitation of public comment or demonstration of financial constraint. However, the TIP must remain financially constrained, and administrative modifications must not result in the addition or deletion of another project, including the deferral of a project to a year that is outside of the four year TIP. Existent two types of administrative modifications: pre-approved and expedited.

PRE-APPROVED ADMINISTRATIVE MODIFICATIONS

To prevent TIP procedures from becoming overly burdensome, Federal regulations allow procedures for administrative modifications to be commensurate with its perceived impact. Recognizing the need to streamline the process for these minor changes, pre-approved administrative modifications, are true as long as the following conditions apply:

- The administrative modifications do not affect financial constraint of the TIP; and
- The administrative modification does not change the scope of the project or the environmental determination.

The following revision could be considered as administrative modifications:

- A. The source of federal funds designated for a project may be revised to reflect a different funding program administered by the same U.S. DOT operating agency.
- B. Federal funding for a project may be changed to local funding.
- C. The amount programmed for a project phase may be revised to reflect changes in cost estimates. Additional funding may reflect up to 50% of the project estimated cost, without exceeding the annual allocation of federal funds.

- D. Additional federal funding, such as congressional earmarks or discretionary funds may be added to a project currently included in the TIP.
- E. In order to expedite project selection for implementation and ensure timely TIP implementation, projects may be advanced from their programmed year if they are “ready-to-go.”
- F. Projects may be deferred to a later year if they are not “ready-to-go” as originally programmed.
- G. A project phase may be deleted or deferred to a year that is outside of the four -year TIP as long as another phase of the project remains in the TIP and the project’s scope is not affected.
- H. Changes may be made to projects that are included in the TIP for illustrative purposes.
- I. A project’s description may be revised or clarified as long as the project’s scope is not affected.

EXPEDITED ADMINISTRATIVE MODIFICATIONS

Requests for expedited approval of administrative modifications are submitted directly to the PRMPO Policy Board Committee without solicitation of public comment. The administrative modification must not affect the financial constraint of the TIP.

Expedited administrative modifications include the following:

- A. Changing from replacement buses to expansion buses (and vice versa).
- B. Changing the scope of a project to accommodate environmental impact mitigation measures.
- C. Changing the size of revenue rolling stock (e.g. vans, 30’ buses) if the changes results in a change in the total carrying capacity by **25 percent or less**.
- D. Changing the quantity for acquisition for revenue rolling stock that **exceeds 25 percent or less** of the original quantity.

AMENDMENTS

In the Metropolitan Transportation Planning Final Rule an Amendment “means a revision to a long-range statewide or metropolitan transportation plan, TIP, or STIP that involves a major change to a project included in a metropolitan transportation plan, TIP, or STIP, including the addition or deletion of a project or a major change in project cost, project/project phase initiation dates, or a major change in design concept or design scope (e.g., changing project termini or the number of through traffic lanes). The changes to projects those are included only for illustrative purposes do not require an amendment. An amendment is a revision that requires public review and comment, re-demonstration of fiscal constraint, or a conformity determination (for metropolitan transportation plans and TIPs involving “non-exempt” projects in nonattainment and maintenance areas). In the context of a long-range statewide transportation plan, an amendment is a revision approved by the State in accordance with its public involvement process.”

Major amendments include the following actions:

- A. Adding a project to the TIP/STIP.
- B. Deleting a project from the TIP/STIP, including deferring a project to a year that is outside of the four-year TIP/STIP.
- C. Significantly modifying the design concept or design scope of a programmed project (e.g., changing the project termini). For projects programmed with FTA funds, a change in a project’s scope is considered “major” if the change materially alters the objective or description of the project, or the size, type, or quantity of items. Examples include:
 1. Changing the size of revenue rolling stock (e.g. vans, 30’ buses) if the change results in a change in the total carrying capacity by **more than 25 percent**.
 2. Changing the quantity for revenue rolling stock that are **more than 25 percent** of the original quantity.
 3. Revising the amount programmed for a project phase if it increases the estimated total project cost by **more than 50 percent**.

PROJECT FINANCIAL PLAN FOR FTA PROGRAMS

The annual element consists of the projects proposed for implementation during the first year program in this document from October 1, 2019 to September 30, 2020. The projects included reflect a multimodal approach in our efforts to alleviate transportation problems.

The estimated federal cost for projects, for FTA programs during the four fiscal years is **\$135,318,761.01**; distributed as follows:

FTA Section	Fiscal Years				TOTAL
	2019	2020	2021	2022	
Section 5307	\$ 71,415,501.50	\$ 20,373,803.58	\$ 16,570,464.40	\$ 1,556,319.33	\$ 109,916,088.81
Section 5310	\$ 2,534,289.00	\$ 254,187.00			\$ 2,788,476.00
Section 5329	\$ 468,798.00	\$ -	\$ -	\$ -	\$ 468,798.00
Section 5337	\$ 6,875,943.00	\$ 5,000,000.00	\$ -	\$ -	\$ 21,875,943.00
Section 5339	\$ 11,376,729.60	\$ 2,413,601.60	\$ -	\$ -	\$ 13,790,331.20
Total	\$ 92,058,141.00	\$ 28,041,592.18	\$ 35,570,464.00	\$ 21,556,319.00	\$ 177,226,516.00

FTA federal assistance is distributed as follow:

SAN JUAN URBANIZED AREA APPORTIONMENT

SECTION 5307 AND 5340 URBANIZED AREA	
FY 2015 Apportionment	\$5,746,055.00
FY 2016 Apportionment	\$10,628,953.00
FY 2017 Apportionment	\$27,261,636.00
FY 2018 Apportionment	\$26,695,846.00
FY 2019 Apportionment	\$26,198,111.62
Total Funds Available	\$96,530,601.62

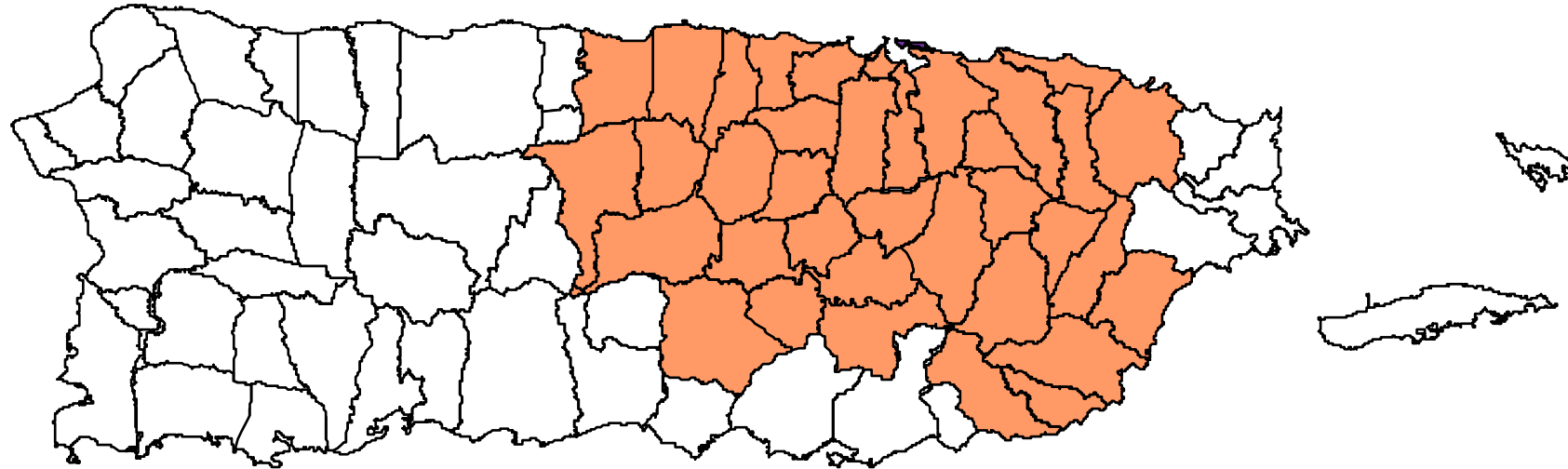
SECTION 5310 ENHANCED MOBILITY OF SENIORS AND INDIVIDUALS WITH DISABILITIES PROGRAM	
FY 2017 Apportionment	\$1,425,464.00
FY 2018 Apportionment	\$2,547,421.00
FY 2019 Apportionment	\$2,546,469.00
Total Funds Available	\$6,519,354.00

SECTION 5329 STATE SAFETY OVERSIGHT PROGRAM	
FY 2017 Apportionment	\$167,937.00
FY 2018 Apportionment	\$297,050.00
FY 2019 Apportionment	\$300,645.00
Total Funds Available	\$765,632.00

SECTION 5337 HIGH INTENSITY FIXED	
FY 2017 Apportionment	\$6,876,943.00
FY 2018 Apportionment	\$7,952,222.00
FY 2019 Apportionment	\$7,648,119.00
Total Funds Available	\$22,477,284.00

SECTION 5339 BUS AND BUS FACILITIES FORMULA GRANTS	
FY 2016 Apportionment	\$1,064,091.00
FY 2017 Apportionment	\$2,423,476.00
FY 2018 Apportionment	\$3,169,864.00
FY 2019 Apportionment	\$2,784,245.00
Total Funds Available	\$9,441,676.00

San Juan Urbanized Area



 *San Juan Urbanized Area (UA > 1,000,000 in Population)*





Government of Puerto Rico

Puerto Rico Department of Transportation and Public Works

Puerto Rico Highway and Transportation Authority

Transportation Improvement Program

FEDERAL TRANSIT ADMINISTRATION (FTA)

San Juan Urbanized Area (SJUA)

(UA > 1,000,000 in Population)

Section 5307

GOVERNMENT OF PUERTO RICO
 PUERTO RICO DEPARTMENT OF TRANSPORTATION AND PUBLIC WORKS
 PUERTO RICO HIGHWAY AND TRANSPORTATION AUTHORITY
 TRANSPORTATION IMPROVEMENT PROGRAM
 FISCAL YEARS 2019 - 2022

SECTION 5307: SAN JUAN URBANIZED AREA (SJUA)

Num.	Description		Year Apportioned	Annual Element	Three Years Program				Total	Project Justification	Source of Local Funds	Remarks
				2019	2020	2021	2022	Est. Cost				
1	Improvements to the public transportation terminal	Aibonito	2018	F	83,093			-	83,093	Narrative Justification Submitted	The use of Toll Credits has been requested	
				S	-			-				
				T	83,093			-	83,093			
2	Design and Engineering for the Construction of Maintenance Facilities, Phase I	Aibonito	2018	F	50,400			-	50,400	Narrative Justification Submitted	The use of Toll Credits has been requested	
				S	-			-				
				T	50,400			-	50,400			
3	Construction of the Maintenance Facilities, Phase II	Aibonito	2018	F	-	310,980			310,980	Narrative Justification Submitted	The use of Toll Credits has been requested	
				S	-	-						
				T	-	310,980			310,980			
4	Acquisition of Equipment and Tools for the Maintenance Facilities	Aibonito	2018	F	-	80,000		-	80,000	Narrative Justification Submitted	The use of Toll Credits has been requested	
				S	-			-				
				T	-	80,000		-	80,000			
5	Acquisition of two vehicles - 11 passengers for new routes	Aibonito	2019	F	180,000	-	-	-	180,000	Narrative Justification Submitted	The use of Toll Credits has been requested	
				S	-	-	-	-	-			
				T	180,000	-	-	-	180,000			
6	Design and Engineering for the Construction of Maintenance Facilities, Phase I	Barranquitas	2018	F	51,064			-	51,064	Narrative Justification Submitted	The use of Toll Credits has been requested	
				S	-			-				
				T	51,064	-		-	51,064			
7	Construction of the Maintenance Facilities, Phase II	Barranquitas	2018	F	-	357,608			357,608	Narrative Justification Submitted	The use of Toll Credits has been requested	
				S	-							
				T	-	357,608	-		357,608			
8	Repair and Maintenance to Kuilan and Guardarrama Public Transportation Terminal, Phase I	Bayamón	2013	F	320,000	-	-	-	320,000	Narrative Justification Submitted	Certification Prepared by the Municipality	Carryover Funds FY 2013. Application under FTA Consideration. TrAMS # 2008-2016-1
				S	80,000	-	-	-	80,000			
				T	400,000	-	-	-	400,000			
9	Improvement to Trolley Maintenance Garage, Phase II	Bayamón	2013	F	144,000		-	-	144,000	Narrative Justification Submitted	Certification Prepared by the Municipality	Carryover Funds \$144,000 FY 2013 Application under FTA Consideration. TrAMS # 2008-2016-1
				S	36,000		-	-	36,000			
				T	180,000		-	-	180,000			
10	Improvement to Trolley Maintenance Garage, Phase II-B	Bayamón	2016	F	1,420,000		-	-	1,420,000	Narrative Justification Submitted	Certification Prepared by the Municipality	Application 2008-2017-1
				S	355,000		-	-	355,000			
				T	1,775,000		-	-	1,775,000			

GOVERNMENT OF PUERTO RICO
 PUERTO RICO DEPARTMENT OF TRANSPORTATION AND PUBLIC WORKS
 PUERTO RICO HIGHWAY AND TRANSPORTATION AUTHORITY
 TRANSPORTATION IMPROVEMENT PROGRAM
 FISCAL YEARS 2019 - 2022

SECTION 5307: SAN JUAN URBANIZED AREA (SJUA)

Num.	Description		Year Apportioned	Annual Element	Three Years Program				Total	Project Justification	Source of Local Funds	Remarks	
				2019	2020	2021	2022	Est. Cost					
11		Maintenance of Transit fleet	Bayamón	2015	F	57,986	29,429			87,415	Narrative Justification Submitted	Certification Prepared by the Municipality	Carryover Fund FY2018 28,849 2008-2019-1
					S	14,497	7,357			21,854			
					T	72,483	36,786			109,269			
12		Operational Assistance for ADA Paratransit program	Bayamón	2015	F	65,939	66,598	67,264		199,802	Narrative Justification Submitted	Certification Prepared by the Municipality	FY 15, 16 & 17 with a total of \$193,926 in FTA Grant 2018-002-00. FY2018 Application 2008-2019-1
					S	16,485	16,650	16,816		49,950			
					T	82,424	83,248	84,080		249,752			
13		Pedestrian Improvements on Dr. Veve Street	Bayamón	2015	F	2,287,832			-	2,287,832	Narrative Justification Submitted	Certification Prepared by the Municipality	Carryover Funds \$1,143,916 FY 2016-Associate Transit Improvements
					S	571,958			-	571,958			
					T	2,859,790			-	2,859,790			
14		Pedestrian and bicycle connection in Santa Cruz Sector (Tren Urbano - PR-5 - Santa Cruz Street)	Bayamón	2015	F	3,172,110				3,172,110	Narrative Justification Submitted	Certification Prepared by the Municipality	Carryover Funds \$1,057,370 FY 2016-Associate Transit Improvements
					S	793,028				793,028			
					T	3,965,138				3,965,138			
15		Light Duty Support Vehicle	Bayamón	2018	F	36,000		-	-	36,000	Narrative Justification Submitted	The use of Toll Credits has been requested	
					S			-	-	-			
					T	36,000		-	-	36,000			
16		Operation and administrative equipment office of the paratransit /territorial planning programs	Bayamón	2018	F	8,000			-	8,000	Narrative Justification Submitted	The use of Toll Credits has been requested	
					S				-	-			
					T	8,000		-	-	8,000			
17		Software for automatic transit development passanger	Bayamón	2018	F	120,000			-	120,000	Narrative Justification Submitted	The use of Toll Credits has been requested	
					S				-	-			
					T	120,000	-	-	-	120,000			
18		Preventive Maintenance for the Public Transportation Services	Caguas	2014	F	142,155	46,364		-	188,519	Narrative Justification Submitted	Certification Prepared by the Municipality	FY 2017 50,800 in Application 2417-2018-1
					S	35,539	11,591		-	47,130			
					T	177,694	57,955		-	235,649			
19		Provision of Paratransit Services	Caguas	2015	F	287,045	91,697			378,742	Narrative Justification Submitted	Certification Prepared by the Municipality	FY 2017 1 in Application 2417-2018-1
					S	71,761	22,924			94,685			
					T	358,806	114,621			473,427			
20		Acquisition of two (2) trolleys	Canóvanas	2015	F	242,560				242,560	Narrative Justification Submitted	Certification Prepared by the Municipality	Subject to comply with FTA requirements
					S	60,640				60,640			
					T	303,200				303,200			

GOVERNMENT OF PUERTO RICO
 PUERTO RICO DEPARTMENT OF TRANSPORTATION AND PUBLIC WORKS
 PUERTO RICO HIGHWAY AND TRANSPORTATION AUTHORITY
 TRANSPORTATION IMPROVEMENT PROGRAM
 FISCAL YEARS 2019 - 2022

SECTION 5307: SAN JUAN URBANIZED AREA (SJUA)

Num.	Description		Year Apportioned		Annual Element	Three Years Program			Total	Project Justification	Source of Local Funds	Remarks
					2019	2020	2021	2022	Est. Cost			
21	Preventive Maintenance for Public Transportation	Canóvanas	2015	F	190,300	51,005		-	241,305	Narrative Justification Submitted	Certification Prepared by the Municipality	Carryover Funds \$80,000 FY 2015 & \$44,800 FY 2016. Carryover FY2017 45,000 & FY2018 50,000
				S	47,575	12,751		-	60,326			
				T	237,875	63,756		-	301,631			
22	Design & NEPA for Maintenance Facilities of SITUR	Canóvanas	2018	F	45,000				45,000	Narrative Justification Submitted	The use of Toll Credits has been requested	
				S					-			
				T	45,000	-			45,000			
23	Security System for bus stops of the Sistema de Transporte Colectivo of Canovanas (SITUR)	Canóvanas	2019	F	33,125				33,125	Narrative Justification Submitted	The use of Toll Credits has been requested	
				S					-			
				T	33,125				33,125			
24	Preventive Maintenance	Carolina	2016	F	879,357	225,363		-	1,104,720	Narrative Justification Submitted	Certification Prepared by the Municipality	Application TrAMS #2038-2017-1 Under FTA Consideration
				S	219,839	56,341		-	276,180			
				T	1,099,196	281,704		-	1,380,900			
25	Additional Funds for the Rehabilitation of 19 buses	Carolina	2015	F	105,578	-	-	-	105,578	Narrative Justification Submitted	Certification Prepared by the Municipality	In process of submit in TrAMS
				S	26,395	-	-	-	26,395			
				T	131,973	-	-	-	131,973			
26	Drugs and Alcohol Test	Carolina	2018	F	832				832	Narrative Justification Submitted	The use of Toll Credits has been requested	Application 2038-2019-1
				S					-			
				T	832				832			
27	Drivers and Physical Examination	Carolina	2018	F	1,800				1,800	Narrative Justification Submitted	The use of Toll Credits has been requested	Application 2038-2019-1
				S					-			
				T	1,800				1,800			
28	Employee Education Training	Carolina	2018	F	3,360				3,360	Narrative Justification Submitted	The use of Toll Credits has been requested	Application 2038-2019-1
				S					-			
				T	3,360			-	3,360			

GOVERNMENT OF PUERTO RICO
 PUERTO RICO DEPARTMENT OF TRANSPORTATION AND PUBLIC WORKS
 PUERTO RICO HIGHWAY AND TRANSPORTATION AUTHORITY
 TRANSPORTATION IMPROVEMENT PROGRAM
 FISCAL YEARS 2019 - 2022

SECTION 5307: SAN JUAN URBANIZED AREA (SJUA)

Num.	Description		Year Apportioned		Annual Element	Three Years Program			Total	Project Justification	Source of Local Funds	Remarks	
					2019	2020	2021	2022	Est. Cost				
29		Intelligent Transportation System- Monthly Payment Support	Carolina	2018	F	22,800				22,800	Narrative Justification Submitted	The use of Toll Credits has been requested	Application 2038-2019-1
					S					-			
					T	22,800				22,800			
30		Security Cameras/DVR System- Monthly Payment Support	Carolina	2018	F	24,320				24,320	Narrative Justification Submitted	The use of Toll Credits has been requested	Application 2038-2019-1
					S					-			
					T	24,320				24,320			
31		Repair of Bus Wash Facilities	Carolina	2018	F	10,000				10,000	Narrative Justification Submitted	The use of Toll Credits has been requested	
					S								
					T	10,000				10,000			
32		Replacing Communications Equipment	Carolina	2018	F	28,983				28,983	Narrative Justification Submitted	The use of Toll Credits has been requested	
					S								
					T	28,983				28,983			
33		Rehabilitation of Barrazas Bus Terminal Facilities	Carolina	2018	F	29,589				29,589	Narrative Justification Submitted	The use of Toll Credits has been requested	
					S								
					T	29,589				29,589			
34		Rehabilitation of Bus Drivers Rest Area	Carolina	2018	F	78,400				78,400	Narrative Justification Submitted	The use of Toll Credits has been requested	
					S								
					T	78,400				78,400			
35		Bus Rehabilitation	Carolina	2018	F	640,000		-	-	640,000	Narrative Justification Submitted	The use of Toll Credits has been requested	
					S			-	-				
					T	640,000		-	-	640,000			
36		Intelligent Transportation System- Monthly Payment Support	Carolina	2019	F	22,000	22,000	22,000	22,000	88,000	Narrative Justification Submitted	The use of Toll Credits has been requested	
					S								
					T	22,000	22,000	22,000	22,000	88,000			
37		Security Cameras/DVR System - Monthly Payment Support	Carolina	2019	F	17,760	17,760	17,760	17,760	71,040	Narrative Justification Submitted	The use of Toll Credits has been requested	
					S								
					T	17,760	17,760	17,760	17,760	71,040			
38		Contracting on the Non-fixed ADA Paratransit Services	Carolina	2019	F	59,600	59,600	59,600	59,600	238,400	Narrative Justification Submitted	The use of Toll Credits has been requested	
					S								
					T	59,600	59,600	59,600	59,600	238,400			

GOVERNMENT OF PUERTO RICO
 PUERTO RICO DEPARTMENT OF TRANSPORTATION AND PUBLIC WORKS
 PUERTO RICO HIGHWAY AND TRANSPORTATION AUTHORITY
 TRANSPORTATION IMPROVEMENT PROGRAM
 FISCAL YEARS 2019 - 2022

SECTION 5307: SAN JUAN URBANIZED AREA (SJUA)

Num.	Description	Year Apportioned	Annual Element	Three Years Program				Total Est. Cost	Project Justification	Source of Local Funds	Remarks
				2019	2020	2021	2022				
39	Acquisition of 3 Laptops Computer Hardware and Software	Carolina	2019	F	5,174				5,174	Narrative Justification Submitted	The use of Toll Credits has been requested
				S					-		
				T	5,174				5,174		
40	Engineering and Design - Bus Shelters Construction (2nd phase)	Carolina	2019	F	176,310				176,310	Narrative Justification Submitted	The use of Toll Credits has been requested
				S					-		
				T	176,310				176,310		
41	Construction Management - Inspection of the Bus Shelters Construction (2nd Phase)	Carolina	2019	F		112,197			112,197	Narrative Justification Submitted	The use of Toll Credits has been requested
				S					-		
				T		112,197			112,197		
42	Preventive Maintenance Cost for Transit System	Cataño	2016	F	161,204	41,212			202,416	Narrative Justification Submitted	Certification Prepared by the Municipality
				S	40,301	10,303			50,604		
				T	201,505	51,515			253,020		
43	Operational Assistance for ADA Paratransit Services	Cataño	2018	F	128,000	64,000			192,000	Narrative Justification Submitted	The use of Toll Credits has been requested
				S					-		
				T	128,000	64,000			192,000		
44	Preventive Maintenance Cost for Transit System	Cayey	2013	F	171,099	28,677		-	199,776	Narrative Justification Submitted	Certification Prepared by the Municipality
				S	42,775	7,169		-	49,944		
				T	213,874	35,846		-	249,720		
45	Provision of Paratransit Services in Accordance with ADA Regulations	Cayey	2013	F	596,323	89,636		-	685,959	Narrative Justification Submitted	Certification Prepared by the Municipality
				S	149,081	22,409		-	171,490		
				T	745,404	112,045		-	857,449		

GOVERNMENT OF PUERTO RICO
 PUERTO RICO DEPARTMENT OF TRANSPORTATION AND PUBLIC WORKS
 PUERTO RICO HIGHWAY AND TRANSPORTATION AUTHORITY
 TRANSPORTATION IMPROVEMENT PROGRAM
 FISCAL YEARS 2019 - 2022

SECTION 5307: SAN JUAN URBANIZED AREA (SJUA)

Num.	Description		Year Appportioned		Annual Element	Three Years Program			Total	Project Justification	Source of Local Funds	Remarks
					2019	2020	2021	2022	Est. Cost			
46		Construction of sidewalks and Ramps, Removal of architectural Barriers along the Trolley Route	Cayey	2018	F	175,532				175,532	Narrative Justification Submitted	The use of Toll Credits has been requested
					S					-		
					T	175,532		-	-	175,532		
47		Design and Engineering of construction of Transportation Buses Maintenance & Garage Center	Cayey	2019	F	350,000				350,000	Narrative Justification Submitted	The use of Toll Credits has been requested
					S					-		
					T	350,000				350,000		
48		Construction of Transportation Buses Maintenance & Garage Center	Cayey	2019	F			1,000,000			Narrative Justification Submitted	The use of Toll Credits has been requested
					S							
					T			1,000,000				
49		Preventive Maintenance Cost for Transit System	Ciales	2017	F	60,602	20,606		-	81,208	Narrative Justification Submitted	Certification Prepared by the Municipality
					S	15,151	5,152		-	20,303		
					T	75,753	25,758		-	101,511		
50		Purchase of Communication Equipment - One Mobile Radio	Ciales	2017	F	10,000	-	-	-	10,000	Narrative Justification Submitted	Certification Prepared by the Municipality
					S	2,500	-	-	-	2,500		
					T	12,500	-	-	-	12,500		
51		Acquisition of Equipment for the Maintenance of Transit Fleet	Ciales	2017	F	7,000	-	-	-	7,000	Narrative Justification Submitted	Certification Prepared by the Municipality
					S	1,750	-	-	-	1,750		
					T	8,750	-	-	-	8,750		
52		Preventive Maintenance Cost for Transit System	Cidra	2018	F	30,452	15,455	-	-	45,907	Narrative Justification Submitted	Certification Prepared by the Municipality
					S	7,613	3,864	-	-	11,477		
					T	38,065	19,319	-	-	57,384		
53		Design and Construction of eight (8) bus stops	Corozal	2015	F	64,375				64,375	Narrative Justification Submitted	Certification Prepared by the Municipality
					S	12,875				12,875		
					T	77,250				77,250		

GOVERNMENT OF PUERTO RICO
 PUERTO RICO DEPARTMENT OF TRANSPORTATION AND PUBLIC WORKS
 PUERTO RICO HIGHWAY AND TRANSPORTATION AUTHORITY
 TRANSPORTATION IMPROVEMENT PROGRAM
 FISCAL YEARS 2019 - 2022

SECTION 5307: SAN JUAN URBANIZED AREA (SJUA)

Num.	Description	Year AppORTIONED		Annual Element	Three Years Program				Total	Project Justification	Source of Local Funds	Remarks
				2019	2020	2021	2022	Est. Cost				
54	Design Improvements to the Público Vehicles Terminal at the Urban Center of Corozal - Improve pedestrian access	Corozal	2015	F	76,580				76,580	Narrative Justification Submitted	Certification Prepared by the Municipality	Carryover Funds \$76,580 FY 2016
				S	19,145				19,145			
				T	95,725				95,725			
55	Construction Improvements to the Público Vehicles Terminal at the Urban Center of Corozal - Improve pedestrian and vehicle access.	Corozal	2017	F		143,420			143,420	Narrative Justification Submitted	Certification Prepared by the Municipality	
				S		35,855			35,855			
				T		179,275			179,275			
56	Preventive Maintenance for Transit Fleet	Corozal	2015	F	88,820	21,631		-	110,451	Narrative Justification Submitted	Certification Prepared by the Municipality	Carryover Funds \$9,446 FY 2015 & \$16,355 FY 2016, FY2017 46,198 and FY2018 21,205
				S	22,205	5,408		-	27,613			
				T	111,025	27,039		-	138,064			
57	Improvements to streets, municipal roads and sidewalk along one stop on fixed trolley route	Corozal	2015	F	119,250				119,250	Narrative Justification Submitted	Certification Prepared by the Municipality	Carryover Funds \$119,250 FY 2015 in Application under FTA Consideration TrAMS # 5489-2016-5. Associate Transit Improvements.
				S	29,813				29,813			
				T	149,063				149,063			
58	Design and Construction of Five Bus Shelters and Signage for Dos Bocas New Route	Corozal	2018	F	104,513				104,513	Narrative Justification Submitted	The use of Toll Credits has been requested	
				S	-				-			
				T	104,513			-	104,513			
59	Design and Construction of Sidewalks along Shelter and Stops; Elderly Center, City Hall & Dos Bocas.	Corozal	2018	F	156,800				156,800	Narrative Justification Submitted	The use of Toll Credits has been requested	
				S					-			
				T	156,800	-		-	156,800			
60	Operational Assistance for ADA Paratransit	Corozal	2018	F	45,984	22,992		22,992	91,968	Narrative Justification Submitted	The use of Toll Credits has been requested	Carryover funds FY2018
				S	-				-			
				T	45,984	22,992	-	22,992	91,968			

GOVERNMENT OF PUERTO RICO
 PUERTO RICO DEPARTMENT OF TRANSPORTATION AND PUBLIC WORKS
 PUERTO RICO HIGHWAY AND TRANSPORTATION AUTHORITY
 TRANSPORTATION IMPROVEMENT PROGRAM
 FISCAL YEARS 2019 - 2022

SECTION 5307: SAN JUAN URBANIZED AREA (SJUA)

Num.	Description	Year Apportioned		Annual Element	Three Years Program				Total	Project Justification	Source of Local Funds	Remarks
				2019	2020	2021	2022	Est. Cost				
61	Acquisition of One (1) 16 Passenger Bus for Fixed Route; Dos Bocas New Route and One (1) Paratransit 11 Passenger	Corozal	2018	F	200,000				200,000	Narrative Justification Submitted	The use of Toll Credits has been requested	
				S					-			
				T	200,000	-		-	200,000			
62	Additional funds- Design and construction of sidewalks along shelter and stops;elderly center,city hall and dos bocas. Requested 130,667.00. Administrative Modification- \$104,513. Difference-\$26,154	Corozal	2019	F	26,154				26,154	Narrative Justification Submitted	The use of Toll Credits has been requested	
				S					-			
				T	26,154				26,154			
63	Preventive Maintenance Cost for Transit Fleet	Dorado	2016	F	75,680	25,817		-	101,497	Narrative Justification Submitted	The use of Toll Credits has been requested	Carryover Funds \$23,848 FY 2015. \$27,614 FY 2016 in FTA Grant PR-2017-005-00 and application 1970-2018-1
				S					-			
				T	75,680	25,817		-	101,497			
64	Provision of Paratransit Services in Accordance with ADA Regulations	Dorado	2015	F	205,150	69,982			275,132	Narrative Justification Submitted	The use of Toll Credits has been requested	Carryover Funds \$64,646 FY 2015 & \$65,939 FY 2016 Total \$130,585 in FTA Grant PR-2017-005-00. Application 1970-2018-1 FY17 and FY18
				S					-			
				T	205,150	69,982			275,132			
65	Identification of Bus Stops for the Campo y Pueblo Fixed Route Service	Dorado	2018	F	6,531		-		6,531	Narrative Justification Submitted	The use of Toll Credits has been requested	Application 1970-2018-1
				S					-			
				T	6,531			-	6,531			
66	Replacement of nine (9) vehicles for New Midsize Transit Buses	Guaynabo	2014	F	727,213		-	-	727,213	Narrative Justification Submitted	Certification Prepared by the Municipality	Carryover Funds from FY 2014 & 2015 in the amount of \$360K obligated for 3 of 9 vehicles in FTA Grant 2018-003
				S	181,803				-			
				T	909,016				-			
67	Preventive Maintenance Cost for Transit Fleet	Guaynabo	2013	F	324,816	164,848		-	489,664	Narrative Justification Submitted	Certification Prepared by the Municipality	Carryover Funds from FY 2014 & 2015 in the amount of \$360k were obligated in FTA Grant 2018-003-00. FY2018 Carryover 161,600 Application 1905-2019-2
				S	81,204	41,212			-			
				T	406,020	206,060			-			

GOVERNMENT OF PUERTO RICO
 PUERTO RICO DEPARTMENT OF TRANSPORTATION AND PUBLIC WORKS
 PUERTO RICO HIGHWAY AND TRANSPORTATION AUTHORITY
 TRANSPORTATION IMPROVEMENT PROGRAM
 FISCAL YEARS 2019 - 2022

SECTION 5307: SAN JUAN URBANIZED AREA (SJUA)

Num.	Description		Year AppORTioned		Annual Element	Three Years Program			Total	Project Justification	Source of Local Funds	Remarks
					2019	2020	2021	2022	Est. Cost			
68	Repairs & Improvements of Public Transportation Terminal	Guaynabo	2013	F	488,000	-	-	-	488,000	Narrative Justification Submitted	Certification Prepared by the Municipality	Carryover Funds \$488,000 FY 2013 in Application under FTA Consideration TrAMS # 1905-2016-1
				S	122,000	-	-	-	122,000			
				T	610,000	-	-	-	610,000			
69	Operational Assistance for ADA Paratransit Services	Guaynabo	2018	F	187,452	93,726			281,179	Narrative Justification Submitted	The use of Toll Credits has been requested	Application FY18 1905-2019-2
				S					-			
				T	187,452	93,726			281,179			
70	Purchase and installation of GPS tracking system and Automatic Passenger Counters (APC) for 25 vehicle fleet	Guaynabo	2019	F	146,000				146,000	Narrative Justification Submitted	The use of Toll Credits has been requested	
				S					-			
				T	146,000				146,000			
71	Purchase of two support vehicles to transport drivers,- One 12 passenger van and one medium duty pick-up truck.	Guaynabo	2019	F	75,000				75,000	Narrative Justification Submitted	The use of Toll Credits has been requested	
				S					-			
				T	75,000				75,000			
72	Purchase of two Cummins engines to replace damaged engines on transit buses-	Guaynabo	2019	F	17,000				17,000	Narrative Justification Submitted	The use of Toll Credits has been requested	
				S					-			
				T	17,000				17,000			
73	Maintenance Expenses	Gurabo	2015	F	41,110	11,221		-	52,331	Narrative Justification Submitted	Certification Prepared by the Municipality	Carryover Funds \$8,000 FY 2015 & \$9,000 FY 2016 in Carryover FY17, FY18
				S	10,278	2,805		-	13,083			
				T	51,388	14,026		-	65,414			
74	Provision for paratransit service	Gurabo	2015	F	198,458	67,258		-	265,716	Narrative Justification Submitted	Certification Prepared by the Municipality	Carryover FY17 65,933 and FY18 65,933
				S	49,615	16,815		-	66,430			
				T	248,073	84,073		-	332,146			

GOVERNMENT OF PUERTO RICO
 PUERTO RICO DEPARTMENT OF TRANSPORTATION AND PUBLIC WORKS
 PUERTO RICO HIGHWAY AND TRANSPORTATION AUTHORITY
 TRANSPORTATION IMPROVEMENT PROGRAM
 FISCAL YEARS 2019 - 2022

SECTION 5307: SAN JUAN URBANIZED AREA (SJUA)

Num.	Description	Year Apportioned	Annual Element	Three Years Program				Total Est. Cost	Project Justification	Source of Local Funds	Remarks	
				2019	2020	2021	2022					
75	Design Improvements to Sidewalks on Fixed Trolley Route	Gurabo	2018	F	96,000			-	96,000	Narrative Justification Submitted	The use of Toll Credits has been requested	
				S	-			-	-			
				T	96,000			-	96,000			
76	Design, Environmental Compliance and Construction of Paseo Lineal at Jaguas Ward	Gurabo	2018	F	40,800			-	40,800	Narrative Justification Submitted	The use of Toll Credits has been requested	
				S	-			-	-			
				T	40,800	-		-	40,800			
77	Acquisition and Installation of Security Cameras System for the Publico Terminal	Gurabo	2019	F	30,000				30,000	Narrative Justification Submitted	The use of Toll Credits has been requested	
				S					-			
				T	30,000				30,000			
78	Preventive Maintenance Cost for Público Terminals	Humacao	2015	F	220,000	45,450	45,905	46,364	357,718	Narrative Justification Submitted	Certification Prepared by the Municipality	Carryover Funds \$135,000 FY 2015 & \$40,000 FY 2016. FY 2015 in Application under FTA Consideration TrAMS # 5567-2016-1
				S	55,000	11,363	11,476	11,591	89,430			
				T	275,000	56,813	57,381	57,954	447,148			
79	Preventive Maintenance Cost for Transit Fleet	Humacao	2013	F	135,439	56,669	57,236	57,808	307,152	Narrative Justification Submitted	Certification Prepared by the Municipality	Carryover Funds \$23,400 for FY 2013, \$1,400 for FY 2014 & \$53,970 FY 2016. FY 2013 & 2014 in Application under FTA Consideration TrAMS # 5567-2016-1
				S	33,860	14,167	14,309	14,452	76,788			
				T	169,299	70,836	71,545	72,260	383,940			
80	Provision of Paratransit Services in Accordance with ADA Regulations	Humacao	2013	F	340,000	85,850	86,709	87,576	600,134	Narrative Justification Submitted	Certification Prepared by the Municipality	Carryover Funds \$80,000 for FY 2013, \$90,000 FY 2014 & \$85,000 FY 2016. FY 2013 & 2014 in Application under FTA Consideration TrAMS # 5567-2016-1
				S	85,000	21,463	21,677	21,894	150,034			
				T	425,000	107,313	108,386	109,469	750,168			
81	Replacement of Twelve (12) Bus Passenger Shelter for Existing Trolley Route	Humacao	2013	F	144,000	-	-	-	144,000	Narrative Justification Submitted	Certification Prepared by the Municipality	Carryover Funds FY 2013 in Application under FTA Consideration TrAMS # 5567-2016-1
				S	36,000	-	-	-	36,000			
				T	180,000	-	-	-	180,000			
82	Installation of 36 Bus Stops for New Trolley Routes	Humacao	2014	F	8,640			-	8,640	Narrative Justification Submitted	Certification Prepared by the Municipality	Carryover Funds FY 2014 in Application under FTA Consideration TrAMS # 5567-2017-1
				S	2,160			-	2,160			
				T	10,800			-	10,800			
83	Purchase of Computer Equipment and Radio Communication System	Humacao	2018	F	14,728			-	14,728	Narrative Justification Submitted	The use of Toll Credits has been requested	
				S				-	-			
				T	14,728			-	14,728			

GOVERNMENT OF PUERTO RICO
 PUERTO RICO DEPARTMENT OF TRANSPORTATION AND PUBLIC WORKS
 PUERTO RICO HIGHWAY AND TRANSPORTATION AUTHORITY
 TRANSPORTATION IMPROVEMENT PROGRAM
 FISCAL YEARS 2019 - 2022

SECTION 5307: SAN JUAN URBANIZED AREA (SJUA)

Num.	Description		Year Apportioned	Annual Element	Three Years Program				Total	Project Justification	Source of Local Funds	Remarks
				2019	2020	2021	2022	Est. Cost				
84	Purchase of Equipment for Municipal Transit Garage	Humacao	2018	F	1,760		-	-	1,760	Narrative Justification Submitted	The use of Toll Credits has been requested	
				S			-	-	-			
				T	1,760		-	-	1,760			
85	Drugs and Alcohol Test and Physical Examination for SITRAH Drivers	Humacao	2019	F	1,410	1,410	1,410	1,410	5,640	Narrative Justification Submitted	The use of Toll Credits has been requested	
				S					-			
				T	1,410	1,410	1,410	1,410	5,640			
86	Preventive Maintenance Cost for Nine (9) Vehicles	Juncos	2014	F	139,225	13,899			153,124	Narrative Justification Submitted	Certification Prepared by the Municipality	FY14 & FY16 under grant PR-2017-018. Carryover FY17 53,161, & FY18 33,628
				S	34,806	3,475			38,281			
				T	174,031	17,374			191,405			
87	Provision of Paratransit Services in Accordance with ADA Regulations	Juncos	2015	F	197,607	66,970		-	264,577	Narrative Justification Submitted	Certification Prepared by the Municipality	\$84,800 for FY 2015 & \$65,000 FY 2016 in PR-2017-018. Carryover funds for FY17 65,650 and FY18 65,650
				S	49,402	16,742		-	66,144			
				T	247,009	83,712		-	330,721			
88	Purchase of Equipment for Municipal Transit Garage	Juncos	2013	F	20,000		-	-	20,000	Narrative Justification Submitted	Certification Prepared by the Municipality	Carryover Funds FY 2013 in Application under FTA Consideration TrAMS # 3050-2016-1
				S	5,000		-	-	5,000			
				T	25,000		-	-	25,000			
89	Replacement of Two(2) 30 Ft vehicles	Juncos	2018	F	320,000		-	-	320,000	Narrative Justification Submitted	The use of Toll Credits has been requested	
				S			-	-	-			
				T	320,000		-	-	320,000			
90	Reconstruction of sidewalks, curbs and gutters along main transit routes to acces transit stops, including engineering and supervision.	Juncos	2019	F	362,500	362,500			725,000	Narrative Justification Submitted	The use of Toll Credits has been requested	
				S					-			
				T	362,500	362,500			725,000			
91	Engineering, Design and Environmental Compliance for the Construction of Maintenance Facilities, Phase I	Las Piedras	2016	F	120,000				120,000			
				S	30,000				30,000			
				T	150,000				150,000			
92	Construction of Maintenance Facilities, Phase II	Las Piedras	2018	F	284,000			-	284,000	Narrative Justification Submitted	The use of Toll Credits has been requested	
				S				-	-			
				T	284,000			-	284,000			

GOVERNMENT OF PUERTO RICO
 PUERTO RICO DEPARTMENT OF TRANSPORTATION AND PUBLIC WORKS
 PUERTO RICO HIGHWAY AND TRANSPORTATION AUTHORITY
 TRANSPORTATION IMPROVEMENT PROGRAM
 FISCAL YEARS 2019 - 2022

SECTION 5307: SAN JUAN URBANIZED AREA (SJUA)

Num.	Description		Year Apportioned		Annual Element	Three Years Program			Total	Project Justification	Source of Local Funds	Remarks	
					2019	2020	2021	2022	Est. Cost				
93		Provision of Paratransit Services in Accordance with ADA Regulations	Manati	2017	F	123,764	61,882			185,646	Narrative Justification Submitted	Certification Prepared by the Municipality	FY 17 in FTA Grant 2018-001-00. Carryover funds FY18 61,882
					S	30,941	15,471			46,412			
					T	154,705	77,353			232,058			
94		Preventive Maintenance Cost for Transit Fleet	Manati	2017	F	66,812	33,406			100,218	Narrative Justification Submitted	Certification Prepared by the Municipality	FY 15, 16 & 17 in FTA Grant 2018-001-00. Carryover FY18 33,406
					S	16,703	8,352			25,055			
					T	83,515	41,758			125,273			
95		Environmental Study, Design and Construction of Transfer Station and Maintenance Garage	Manati	2017	F	218,400	-	-	-	218,400	Narrative Justification Submitted	Certification Prepared by the Municipality	Subject to complete Grant in TRAMs. Carryover FY2018
					S	54,600	-	-	-	54,600			
					T	273,000	-	-	-	273,000			
96		Additional Funds for the Acquisition of Land for the Construction of Transfer Station and Maintenance Garage	Manati	2018	F	146,400		-	-	146,400	Narrative Justification Submitted	Certification Prepared by the Municipality	Carryover FY18
					S	36,600		-	-	36,600			
					T	183,000		-	-	183,000			
97		Preventive Maintenance Costs for Public Transportation Terminals	Manati	2018	F	173,844			-	173,844	Narrative Justification Submitted	The use of Toll Credits has been requested	Carryover funds
					S				-	-			
					T	173,844			-	173,844			
98		Preventive Maintenance for the Fixed Route and Paratransit Fleet	MBA	2018	F	12,000,000		12,000,000	-	24,000,000	Narrative Justification Submitted	The use of Toll Credits has been requested	
					S					-			
					T	12,000,000		12,000,000	-	24,000,000			
99		Acquisition and replacement of tools for maintenance shop and office equipment	MBA	2019	F	300,000				300,000	Narrative Justification Submitted	The use of Toll Credits has been requested	
					S								
					T	300,000				300,000			
100		Project Administration	MBA	2019	F	100,000				100,000	Narrative Justification Submitted	The use of Toll Credits has been requested	
					S								
					T	100,000				100,000			

GOVERNMENT OF PUERTO RICO
 PUERTO RICO DEPARTMENT OF TRANSPORTATION AND PUBLIC WORKS
 PUERTO RICO HIGHWAY AND TRANSPORTATION AUTHORITY
 TRANSPORTATION IMPROVEMENT PROGRAM
 FISCAL YEARS 2019 - 2022

SECTION 5307: SAN JUAN URBANIZED AREA (SJUA)

Num.	Description		Year Apportioned	Annual Element	Three Years Program				Total	Project Justification	Source of Local Funds	Remarks
				2019	2020	2021	2022	Est. Cost				
101	Replacement of twelve (12) paratransit units	MBA	2019	F	500,000	500,000			1,000,000	Narrative Justification Submitted	The use of Toll Credits has been requested	
				S								
				T	500,000	500,000			1,000,000			
102	Improvements of the public transportation terminal	Morovis	2019	F	813,120				813,120	Narrative Justification Submitted	The use of Toll Credits has been requested	Subject to PRHTA evaluation
				S								
				T	813,120				813,120			
103	Acquisition of two (2) buses- 11 passengers for fixed routes	Naranjito	2019	F	160,000				160,000	Narrative Justification Submitted	The use of Toll Credits has been requested	
				S					-			
				T	160,000				160,000			
104	Preventive Maintenance Cost for Tren Urbano	PRHTA	2016	F	15,000,000	15,000,000			30,000,000	Narrative Justification Submitted		FY 2017 with 15M in FTA Grant 2017-024-00. FY18 FTA Grant PR-2018-013
				S					-			
				T	15,000,000	15,000,000			30,000,000			
105	Cost Associated to parts, equipment and material for preventive maintenance acquired by First Transit	PRHTA	2016	F	1,000,000	-	-	-	1,000,000	Narrative Justification Submitted		Carryover FY2017
				S	250,000	-	-	-	250,000			
				T	1,250,000	-	-	-	1,250,000			
106	Design and Installation of a Solar Energy Project for Tren Urbano	PRHTA	2017	F	356,000				356,000	Narrative Justification Submitted		
				S	89,000	-	-	-	89,000			
				T	445,000	-	-	-	445,000			
107	Paint and Body Works of three buses	PRHTA	2019	F	8,000				8,000			
				S					-			
				T	8,000				8,000			
108	Public Transportation Agency Safety Plan	PRHTA	2019	F	350,000				350,000			
				S					-			
				T	350,000				350,000			
109	Funds for Vessel Parts, Equipment and Drydocking	PRHTA/ATM	2017	F	1,500,000	-	-	-	1,500,000	Narrative Justification Submitted	Agency requested the use of Toll Credits	Carryover FY2017
				S		-	-	-	-			
				T	1,500,000	-	-	-	1,500,000			
110	Surveillance and Security System for Terminal and Vessels	PRHTA/ATM	2017	F	800,000	-	-	-	800,000	Narrative Justification Submitted	Agency requested the use of Toll Credits	Carryover FY2017
				S		-	-	-	-			
				T	800,000	-	-	-	800,000			
111	Preventive Maintenance and Related Material Cost	PRHTA/ATM	2017	F	1,500,000				1,500,000	Narrative Justification Submitted	Agency requested the use of Toll Credits	Carryover FY2017
				S		-	-	-	-			
				T	1,500,000	-	-	-	1,500,000			

GOVERNMENT OF PUERTO RICO
 PUERTO RICO DEPARTMENT OF TRANSPORTATION AND PUBLIC WORKS
 PUERTO RICO HIGHWAY AND TRANSPORTATION AUTHORITY
 TRANSPORTATION IMPROVEMENT PROGRAM
 FISCAL YEARS 2019 - 2022

SECTION 5307: SAN JUAN URBANIZED AREA (SJUA)

Num.	Description		Year Apportioned	Annual Element	Three Years Program				Total	Project Justification	Source of Local Funds	Remarks
				2019	2020	2021	2022	Est. Cost				
112	Improvement to San Juan Maintenance Base	PRHTA/ATM	2017	F	480,000	-	-	-	480,000	Narrative Justification Submitted	Agency requested the use of Toll Credits	Carryover FY2017
				S		-	-	-	-			
				T	480,000	-	-	-	480,000			
113	Rehabilitate, Rebuild and Maintain Ship Lift and Transfer System at Maintenance Base for the ATM System	PRHTA/ATM	2017	F	3,996,110	-	-	-	3,996,110	Narrative Justification Submitted	Agency requested the use of Toll Credits	Carryover FY2017
				S		-	-	-	-			
				T	3,996,110	-	-	-	3,996,110			
114	Purchase of Two (2) Pick Up Truck	San Juan	2013	F	40,000	-	-	-	40,000	Narrative Justification Submitted	Toll Credits Requested by Municipality	Carryover Funds FY 2013 in Application under FTA Consideration TrAMS # 1886-2016-1
				S		-	-	-	-			
				T	40,000	-	-	-	40,000			
115	Acquisition of Vehicles to Improve Public Transportation Services	San Juan	2017	F	650,000	-	-	-	650,000	Narrative Justification Submitted	Toll Credits Requested by Municipality	
				S		-	-	-	-			
				T	650,000	-	-	-	650,000			
116	Improvements to the Juan Palerm (East Terminal) Público Vehicles Terminal	San Juan	2014	F	300,000	-	-	-	300,000	Narrative Justification Submitted	Toll Credits Requested by Municipality	Carryover Funds FY 2014 in Application under FTA Consideration TrAMS # 1886-2016-1
				S	-	-	-	-	-			
				T	300,000	-	-	-	300,000			
117	Preventive Maintenance for Red Conecta	San Juan	2016	F	1,160,350	585,977	591,837	597,755	2,935,919	Narrative Justification Submitted	Toll Credits Requested by Municipality	Carryover Funds \$580,175 FY 2016 in Application under FTA Consideration TrAMS # 1886-2016-1
				S	290,088	146,494	147,959	149,439	733,980			
				T	1,450,438	732,471	739,796	747,194	3,669,899			
118	Replacement of four (4) trolley buses	San Juan	2015	F	800,000	-	-	-	800,000	Narrative Justification Submitted	Toll Credits Requested by Municipality	Carryover Funds \$800,000 FY 2015 in Application under FTA Consideration TrAMS # 1886-2016-1
				S	-	-	-	-	-			
				T	800,000	-	-	-	800,000			
119	Construction of Paseo Lineal Miramar-Condado	San Juan	2016	F	3,200,000	-	-	-	3,200,000	Narrative Justification Submitted	Certification Prepared by the Municipality	Carryover Funds \$3,200,000 FY 2016 in Application under FTA Consideration TrAMS # 1886-2016-1. Associated Transit Improvements: Bicycle paths
				S		-	-	-	-			
				T	3,200,000	-	-	-	3,200,000			
120	Improvements to the Capetillo Terminal	San Juan	2017	F	106,020	-	-	-	106,020	Budget Revision to Grant PR-90-X354-00	Certification Prepared by the Municipality	In Grant PR-90-X-354-00
				S	26,505	-	-	-	26,505			
				T	132,525	-	-	-	132,525			

GOVERNMENT OF PUERTO RICO
 PUERTO RICO DEPARTMENT OF TRANSPORTATION AND PUBLIC WORKS
 PUERTO RICO HIGHWAY AND TRANSPORTATION AUTHORITY
 TRANSPORTATION IMPROVEMENT PROGRAM
 FISCAL YEARS 2019 - 2022

SECTION 5307: SAN JUAN URBANIZED AREA (SJUA)

Num.	Description	Year Apportioned		Annual Element	Three Years Program				Total	Project Justification	Source of Local Funds	Remarks
				2019	2020	2021	2022	Est. Cost				
121	Reconstruction of selected sidewalks within walking distance (0.5 miles) of transit stops in the main urban areas of San Juan.	San Juan	2019	F	388,126				388,126	Narrative Justification Submitted	The use of Toll Credits has been requested	
				S					-			
				T	388,126				388,126			
122	Provision of Paratransit Services in Accordance with ADA Regulations	San Lorenzo	2015	F	217,070	73,571		-	290,641	Narrative Justification Submitted	Certification Prepared by the Municipality	
				S	54,268	18,393		-	72,661			
				T	271,338	91,964		-	363,302			
123	Acquisition and Installation of a Virtual Camera System for the security in the Public Transportation Routes Stop Sites	San Lorenzo	2017	F	231,200	-	-	-	231,200	Narrative Justification Submitted	Certification Prepared by the Municipality	Carryover FY17
				S	57,800	-	-	-	57,800			
				T	289,000	-	-	-	289,000			
124	Purchase & Installation of Stop and Street Signs for the three Public Transportation Routes	San Lorenzo	2017	F	135,360	-	-	-	135,360	Narrative Justification Submitted	Certification Prepared by the Municipality	Carryover FY17
				S	33,840	-	-	-	33,840			
				T	169,200	-	-	-	169,200			
125	Purchase & Installation of Fifteen (15) Shelters for the Public Transportation Route	San Lorenzo	2017	F	48,000	-	-	-	48,000	Narrative Justification Submitted	Certification Prepared by the Municipality	Carryover FY17
				S	12,000	-	-	-	12,000			
				T	60,000	-	-	-	60,000			
126	Construction Ramps and Reconstruction Sidewalks along Trolley Route	San Lorenzo	2018	F	453,636			-	453,636	Narrative Justification Submitted	The use of Toll Credits has been requested	Carryover funds
				S					-			
				T	453,636	-			453,636			
127	Preventive Maintenance Cost for Transit Fleet	Toa Baja	2015	F	478,167	100,582		-	578,749	Narrative Justification Submitted	Toll Credits	Carryover Funds \$91,179 FY 2015 & \$91,178 FY 2016
				S	119,542	25,145		-	144,687			
				T	597,709	125,727		-	723,436			
128	Radios Communication Units (5)	Toa Baja	2015	F	12,200	-	-	-	12,200	Narrative Justification Submitted	Certification Prepared by the Municipality	Carryover Funds \$12,200 FY 2015
				S	-	-	-	-	-			
				T	12,200	-	-	-	12,200			

GOVERNMENT OF PUERTO RICO
 PUERTO RICO DEPARTMENT OF TRANSPORTATION AND PUBLIC WORKS
 PUERTO RICO HIGHWAY AND TRANSPORTATION AUTHORITY
 TRANSPORTATION IMPROVEMENT PROGRAM
 FISCAL YEARS 2019 - 2022

SECTION 5307: SAN JUAN URBANIZED AREA (SJUA)

Num.	Description	Year AppORTIONED		Annual Element	Three Years Program				Total	Project Justification	Source of Local Funds	Remarks
				2019	2020	2021	2022	Est. Cost				
129	Installation of four (4) Bus Shelter for the New Routes Candelaria Arenas and Pájaros Ward	Toa Baja	2015	F	38,720	-	-	-	38,720	Narrative Justification Submitted	Certification Prepared by the Municipality	Carryover Funds \$38,720 FY 2016
				S	-	-	-	-				
				T	38,720	-	-	-	38,720			
130	One (1) support vehicle for oversight and support the Transit System	Toa Baja	2015	F	24,000	-	-	-	24,000	Narrative Justification Submitted	Certification Prepared by the Municipality	Carryover Funds \$24,000 FY 2015 in Application under FTA Consideration TrAMS # 5415-2016-1
				S	-	-	-	-				
				T	24,000	-	-	-	24,000			
131	Provision of Paratransit Services in Accordance with ADA Regulations	Toa Baja	2015	F	586,676	228,757	231,045	233,355	1,279,833	Narrative Justification Submitted	Certification Prepared by the Municipality	Carryover Funds \$180,000 FY 2015 & \$180,092 FY 2016. FY 2015 in Application under FTA Consideration TrAMS # 5415-2016-1
				S	146,669	57,189	57,761	58,339	319,958			
				T	733,345	285,946	288,806	291,694	1,599,791			
132	Reconstruction for the sidewalks and handicap ramps for East route- Two (2) Phases.	Toa Baja	2015	F	542,010	-	-	-	542,010	Narrative Justification Submitted	Certification Prepared by the Municipality	Carryover Funds \$271,005 FY 2015 & \$271,005 FY 2016. FY 2015 in Application under FTA Consideration TrAMS # 5415-
				S	-	-	-	-	-			
				T	542,010	-	-	-	542,010			
133	Purchase of 3 Cutaway <30 ft. 24 passenger buses for New Routes Candelaria Arena and Pájaros Ward	Toa Baja	2016	F	336,000	-	-	-	336,000	Narrative Justification Submitted	Certification Prepared by the Municipality	Carryover Funds \$336,000 FY 2016
				S	-	-	-	-	-			
				T	336,000	-	-	-	336,000			
134	Purchase of 2 Cutaway 30 ft. 24 passenger buses for New Routes to Tren Urbano	Toa Baja	2015	F	280,000	-	-	-	280,000	Narrative Justification Submitted	Certification Prepared by the Municipality	Carryover Funds \$280,000 FY 2016
				S	-	-	-	-	-			
				T	280,000	-	-	-	280,000			
135	Purchase of two (2) Paratransit Minibus to meet additional ADA demand	Toa Baja	2017	F	128,000	-	-	-	128,000	Narrative Justification Submitted	Certification Prepared by the Municipality	
				S	-	-	-	-	-			
				T	128,000	-	-	-	128,000			
136	Replacement of one (1) Trolley damaged, two (2) Paratransit Minibuses and two (2) Trolley	Toa Baja	2015	F	256,000	288,000	-	-	544,000	Narrative Justification Submitted	Certification Prepared by the Municipality	Carryover Funds \$128,000 FY 2015 & \$128,000 FY 2016
				S	-	-	-	-	-			
				T	256,000	288,000	-	-	544,000			

GOVERNMENT OF PUERTO RICO
 PUERTO RICO DEPARTMENT OF TRANSPORTATION AND PUBLIC WORKS
 PUERTO RICO HIGHWAY AND TRANSPORTATION AUTHORITY
 TRANSPORTATION IMPROVEMENT PROGRAM
 FISCAL YEARS 2019 - 2022

SECTION 5307: SAN JUAN URBANIZED AREA (SJUA)

Num.	Description		Year Apportioned	Annual Element	Three Years Program				Total	Project Justification	Source of Local Funds	Remarks
				2019	2020	2021	2022	Est. Cost				
137	Renovation and repair of Público Terminal at Pueblo Ward	Trujillo Alto	2015	F	500,000				500,000	Narrative Justification Submitted	The use of Toll Credits has been requested	Carryover Funds \$407,000 FY 2015
				S					-			
				T	500,000				500,000			
138	Preventive Maintenance for Transit Buses, Facilities and ADA Complementary Paratransit activities	Vega Alta	2015	F	106,030	53,811		-	159,841	Narrative Justification Submitted	Certification Prepared by the Municipality	Carryover Funds \$51,200 FY 2015 & \$51,712 FY 2016 PR-2018-007. Carryover FY2018 52,751
				S	26,508	13,453		-	39,961			
				T	132,538	67,264		-	199,802			
139	Operational Assistance for ADA Complementary Paratransit Activities	Vega Alta	2015	F	94,788	48,347		-	143,135	Narrative Justification Submitted	Certification Prepared by the Municipality	Carryover Funds \$46,000 FY 2015 & \$46,460 FY 2016. FY 2015 in Application under FTA Consideration TrAMS # 5462-2016-1
				S	23,816	12,087		-	35,903			
				T	118,604	60,434		-	179,038			
140	Preventive Maintenance Cost for Transit Fleet	Vega Baja	2015	F	198,920	209,300	220,300	231,900	860,420	Narrative Justification Submitted	Certification Prepared by the Municipality	\$57,000 FY 2015 & \$57,000 FY 2016 and FY17 65,600 approved in grant PR-2018-012
				S	49,730	41,860	44,060	57,975	193,625			
				T	248,650	251,160	264,360	289,875	1,054,045			
141	Operation of Paratransit System in Compliance with ADA regulations	Vega Baja	2017	F	143,900	151,400	159,400	167,800	622,500	Narrative Justification Submitted	Certification Prepared by the Municipality	FY17 124,400 in application 5414-2017-1. Carryover FY2018 119,200
				S	92,000	37,850	39,850	41,950	211,650			
				T	460,000	189,250	199,250	209,750	1,058,250			
142	Acquisition of Two (2) Cutaway Bus (18-20 Passenger Capacity) for Replacement	Vega Baja	2015	F	280,000	-	-	-	280,000	Narrative Justification Submitted	Certification Prepared by the Municipality	Carryover Funds FY 2014 in Application under FTA Consideration TrAMS # 5414-2016-1
				S	70,000	-	-	-	70,000			
				T	350,000	-	-	-	350,000			
143	Improvements to Access - Bus shelters on Fixed Routes Services (20 stops)	Vega Baja	2018	F	320,000			-	320,000	Narrative Justification Submitted	The use of Toll Credits has been requested	Application 5414-2019-1
				S				-	-			
				T	320,000			-	320,000			
144	Signage for Bus Stops, Route Information and Cross Walks on Fixed Routes	Vega Baja	2018	F	24,000		-	-	24,000	Narrative Justification Submitted	The use of Toll Credits has been requested	Application 5414-2019-2
				S			-	-	-			
				T	24,000		-	-	24,000			

GOVERNMENT OF PUERTO RICO
 PUERTO RICO DEPARTMENT OF TRANSPORTATION AND PUBLIC WORKS
 PUERTO RICO HIGHWAY AND TRANSPORTATION AUTHORITY
 TRANSPORTATION IMPROVEMENT PROGRAM
 FISCAL YEARS 2019 - 2022

SECTION 5307: SAN JUAN URBANIZED AREA (SJUA)

Num.	Description		Year Apportioned	Annual Element	Three Years Program				Total	Project Justification	Source of Local Funds	Remarks
				2019	2020	2021	2022	Est. Cost				
145	Crosswalks pavement marking for acces bus stops on the fixed route #2	Vega Baja	2019	F		20,850			20,850	Narrative Justification Submitted	The use of Toll Credits has been requested	
				S				-				
				T		20,850			20,850			
146	Acquisition of bikes racks for main bus stops on the Fixed route #2	Vega Baja	2019	F		14,490			14,490	Narrative Justification Submitted	The use of Toll Credits has been requested	
				S				-				
				T		14,490			14,490			
147	Security systems for two (2) main terminals and fleet tracking devices	Vega Baja	2019	F		9,600			9,600	Narrative Justification Submitted	The use of Toll Credits has been requested	
				S				-				
				T		9,600			9,600			
148	Improvements to access bus shelters on the fixed route #3	Vega Baja	2019	F	452,200				452,200	Narrative Justification Submitted	The use of Toll Credits has been requested	
				S				-				
				T	452,200				452,200			
149	Paint and Body Works of three buses	Vega Baja	2019	F	8,000				8,000	Narrative Justification Submitted	The use of Toll Credits has been requested	Transferred vehicles from PRHTA
				S				-				
				T	8,000				8,000			
150	Preventive Maintenance	Yabucoa	2018	F	-	10,000	10,000	10,000	30,000	Narrative Justification Submitted	The use of Toll Credits has been requested	
				S				-				
				T	-	10,000	10,000	10,000	30,000			
151	Design and Engineering for the construction of Downtown Center of Transportation Terminal	Yabucoa	2019	F	700,000				700,000	Narrative Justification Submitted	The use of Toll Credits has been requested	
				S				-				
				T	700,000				700,000			
152	Construction of Downtown Center of Transportation Terminal	Yabucoa	2019	F			2,000,000		1,000,000	Narrative Justification Submitted	The use of Toll Credits has been requested	Pending PRHTA evaluation
				S								
				T			2,000,000		1,000,000			
Total Federal Funds:					71,415,502	20,373,804	16,570,464	1,556,319	107,916,089			
Total State or Local Funds:					4,928,659	722,109	353,909	355,639	6,360,316			
Total					76,568,261	21,095,913	16,924,373	1,911,959	114,500,505			



Government of Puerto Rico

Puerto Rico Department of Transportation and Public Works
Puerto Rico Highway and Transportation Authority

Transportation Improvement Program

FEDERAL TRANSIT ADMINISTRATION (FTA)

San Juan Urbanized Area (SJUA)

(UA > 1,000,000 in Population)

Operating Assistance Special Rule

Section 5307

GOVERNMENT OF PUERTO RICO
 PUERTO RICO DEPARTMENT OF TRANSPORTATION AND PUBLIC WORKS
 PUERTO RICO HIGHWAY AND TRANSPORTATION AUTHORITY
 TRANSPORTATION IMPROVEMENT PROGRAM
 FISCAL YEARS 2019 - 2022

SECTION 5307: FTA OPERATING ASSISTANCE SPECIAL RULE, SAN JUAN URBANIZED AREA

Num.	Description	Grantee	Year Apportioned	Annual Element	Three Years Program			Total	Project Justification	Source of Local Funds	Remarks
				2019	2020	2021	2022	Est. Cost			
1	Operating Assistance Rule	Bayamon	2018	F	221,117				221,117		
				S	221,117				221,117		
				T	442,234				442,234		
2	Operating Assistance Special Rule	Caguas	2015	F	179,974				179,974		Carryover Funds \$69,630 FY 2015. \$110,344 FY 2016 in Fta Grant PR-2017-003-00
				S	179,974		-	-	179,974		
				T	359,948		-	-	359,948		
3	Operating Assistance Special Rule	Carolina	2016	F	447,721				447,721		Carryover Funds \$ 447,721 FY 2016.
				S	447,721		-	-	447,721		
				T	895,442		-	-	895,442		
4	Operating Assistance Special Rule	Cayey	2016	F	53,114				53,114		Carryover Funds \$ 53,114 FY 2016.
				S	53,114		-	-	53,114		
				T	106,227		-	-	106,227		
6	Operating Assistance -Special Rule	Cayey	2018	F	57,642				57,642		
				S	57,642				57,642		
				T	115,284				115,284		
7	Operating Assistance Special Rule	Cidra	2016	F	54,132				54,132		Carryover Funds \$ 54,132 FY 2016.
				S	54,132		-	-	54,132		
				T	108,263		-	-	108,263		
9	Operating Assistance -Special Rule	Dorado	2018	F	62,472				62,472		
				S	62,472		-	-	62,472		
				T	124,944		-	-	124,944		
10	Operating Assistance -Special Rule	Guaynabo	2015	F	713,537				713,537		Carryover Funds \$337,643 FY 2015 & \$375,894 FY 2016. FY 2015 in Application under FTA Consideration. TrAMS # 1905-2016-1
				S	713,537		-	-	713,537		
				T	1,427,075		-	-	1,427,075		
11	Operating Assistance -Special Rule	Guaynabo	2018	F	318,989				318,989		
				S	318,989				318,989		
				T	637,978				637,978		

GOVERNMENT OF PUERTO RICO
 PUERTO RICO DEPARTMENT OF TRANSPORTATION AND PUBLIC WORKS
 PUERTO RICO HIGHWAY AND TRANSPORTATION AUTHORITY
 TRANSPORTATION IMPROVEMENT PROGRAM
 FISCAL YEARS 2019 - 2022

SECTION 5307: FTA OPERATING ASSISTANCE SPECIAL RULE, SAN JUAN URBANIZED AREA

Num.	Description	Grantee	Year Apportioned	Annual Element	Three Years Program			Total	Project Justification	Source of Local Funds	Remarks
				2019	2020	2021	2022	Est. Cost			
12	Operating Assistance -Special Rule	Guaynabo	2018	F	318,989				318,989		
				S	318,989				318,989		
				T	637,978				637,978		
14	Operating Assistance Special Rule	Humacao	2014	F	149,268				149,268		Carryover Funds \$50,026 FY 2014, \$47,701 FY 2015 & \$51,541 FY 2014 & 2015 in Application under FTA Consideration TrAMS # 5567-2016-1
				S	149,268		-	-	149,268		
				T	298,535		-	-	298,535		
15	Operating Assistance Special Rule	Juncos	2015	F	121,408				121,408		Carryover Funds \$57,333 FY 2015 & \$64,074 FY 2016. FY 2015 in Application under FTA Consideration. TrAMS # 3050-2016-1
				S	121,408		-	-	121,408		
				T	242,816		-	-	242,816		
16	Operating Assistance -Special Rule	Juncos	2018	F	80,258				80,258		
				S	80,258		-	-	80,258		
				T	160,516		-	-	160,516		
17	Operating Assistance -Special Rule	Juncos	2019	F	48,300				48,300		
				S	48,300				48,300		
				T	96,600				96,600		
19	Operating Assistance -Special Rule	Manatí	2018	F	42,783				42,783		
				S	42,783				42,783		
				T	85,566				85,566		
20	Operating Assistance Special Rule	PRHTA/ATI	2014	F	3,371,330				3,371,330		Carryover Funds \$1,661,361 FY 2015 & \$1,709,969 FY 2016
				S	3,371,330		-	-	3,371,330		
				T	6,742,660		-	-	6,742,660		
21	Operating Assistance -Special Rule	San Juan	2014	F	718,528				718,528		Carryover Funds \$214,967 FY 2014, \$227,614 FY 2015 & \$275,947 FY 2016. FY 2015 in Application under FTA Consideration TrAMS # 1886-2016-1
				S	718,528	-	-	-	718,528		
				T	1,437,056	-	-	-	1,437,056		
22	Operating Assistance Special Rule	San Lorenzo	2014	F	96,613				96,613		Carryover Funds \$37,038 FY 2015 & \$59,576. \$60,658.00 in FTA Grant PR-2017-009-00
				S	96,613		-	-	96,613		
				T	193,226		-	-	193,226		

GOVERNMENT OF PUERTO RICO
 PUERTO RICO DEPARTMENT OF TRANSPORTATION AND PUBLIC WORKS
 PUERTO RICO HIGHWAY AND TRANSPORTATION AUTHORITY
 TRANSPORTATION IMPROVEMENT PROGRAM
 FISCAL YEARS 2019 - 2022

SECTION 5307: FTA OPERATING ASSISTANCE SPECIAL RULE, SAN JUAN URBANIZED AREA

Num.	Description	Grantee	Year Apportioned	Annual Element	Three Years Program			Total	Project Justification	Source of Local Funds	Remarks	
				2019	2020	2021	2022	Est. Cost				
23	Operating Assistance Special Rule	Toa Baja	2014	F	183,119				183,119			Carryover Funds \$88,397 FY 2015 & \$ 94,721 FY 2016
				S	183,119			-	183,119			
				T	366,237			-	366,237			
24	Operating Assistance -Special Rule	Toa Baja	2018	F	222,857				222,857			
				S	222,857				222,857			
				T	445,714				445,714			
25	Operating Assistance -Special Rule	Vega Alta	2015	F	62,258				62,258			Carry over Funds \$17,833 FY 2015 & \$44,425 FY2016. FY 2015 in application under FTA Consideration. TrAMS # 5462-2016-1
				S	62,258	-	-	-	62,258			
				T	124,516	-	-	-	124,516			
26	Operating Assistance -Special Rule	Vega Alta	2018	F	53,323				53,323			
				S	53,323		-	-	53,323			
				T	106,646		-	-	106,646			
27	Operating Assistance -Special Rule	Vega Baja	2015	F	140,726				140,726			Carryover Funds \$75,743 FY 2015 & \$64,983 FY 2016
				S	140,726	-	-	-	140,726			
				T	281,453	-	-	-	281,453			
28	Operating Assistance -Special Rule	Vega Baja	2019	F	163,038				163,038			Carryover Funds FY2017, FY2018 & FY2019
				S	163,038				163,038			
				T	326,076				326,076			
29	Operating Assistance -Special Rule	San Lorenzo	2018	F	47,515				47,515			
				S	47,515		-	-	47,515			
				T	95,030		-	-	95,030			
30	Operating Assistance -Special Rule	Vega Alta	2018	F	40,896				40,896			
				S	40,896				40,896			
				T	81,792				81,792			
Total Federal Funds:					8,006,791	-	-	-				8,006,791
Total State or Local Funds:					8,006,791	-	-	-				8,006,791
Total					16,013,582	-	-	-				16,013,582



Government of Puerto Rico

Puerto Rico Department of Transportation and Public Works

Puerto Rico Highway and Transportation Authority

Transportation Improvement Program

FEDERAL TRANSIT ADMINISTRATION (FTA)

San Juan Urbanized Area (SJUA)

(UA > 1,000,000 in Population)

Section 5310

GOVERNMENT OF PUERTO RICO
 PUERTO RICO DEPARTMENT OF TRANSPORTATION AND PUBLIC WORKS
 PUERTO RICO HIGHWAY AND TRANSPORTATION AUTHORITY
 TRANSPORTATION IMPROVEMENT PROGRAM
 FISCAL YEARS 2019 - 2022

SECTION 5310: ELDERLY AND PERSONS WITH DISABILITIES PROGRAM, SAN JUAN URBANIZED AREA

Num.	Description	Grantee	Year	Annual Element	Three Years Program				Total Est. Cost	Project Justification	Source of Local Funds	Remarks
					2019	2020	2021	2022				
1	Acquisition of the three (3), 11-passenger vehicles for the Municipality of Aibonito	PRHTA	2019	F	260,891	-	-	-	252,000	Narrative Justificacion Submitted by the Municipality	Toll Credits	
				S		-	-	-	-			
				T	260,891	-	-	-	252,000			
2	Preventive Maintenance for three (3)the 5310 Transit Fleet for the Municipality of Aibonito	PRHTA	2019	F	16,391	7,500	7,500	7,500	38,891	Narrative Justificacion Submitted by the Municipality	Toll Credits	
				S	-	-	-	-	-			
				T	16,391	7,500	7,500	7,500	38,891			
3	Acquisition of two (2) vehicles for Centro de Actividades y Servicios Multiples Fontanez Marcano (Humacao)	PRHTA	2019	F	148,891	-	-	-	140,000	Narrative Justificacion Submitted by the Municipality	Toll Credits	
				S	-	-	-	-	-			
				T	148,891	-	-	-	140,000			
4	Acquisition of one (1) vehicle for Oficina de Personas con Impedimentos (Humacao)	PRHTA	2019	F	78,891	-	-	-	70,000	Narrative Justificacion Submitted by the Municipality	Toll Credits	
				S	-	-	-	-	-			
				T	78,891	-	-	-	70,000			
5	Preventive Maintenance for the 5310 Transit Fleet for the Centro de Actividades y Servicios Multiples Fontanez Marcano (Humacao)	PRHTA	2019	F	20,891	-	-	-	12,000	Narrative Justificacion Submitted by the Entity	Toll Credits	
				S		-	-	-	-			
				T	20,891	-	-	-	12,000			
6	Operating Assistance for 5310 Transit Fleet for the Centro de Actividades y Servicios Multiples Fontanez Marcano (Humacao)	PRHTA	2019	F	59,625	-	-	-	50,734	Narrative Justificacion Submitted by the Entity	Toll Credits	
				S		-	-	-	-			
				T	59,625	-	-	-	50,734			
7	Acquisition of fourteen (14) vehicles (7 vehicles 11-passenger and 7 vehicles 16-passenger) vehicles for the Departamento de Salud	PRHTA	2019	F	1,408,891	-	-	-	1,400,000	Narrative Justificacion Submitted by the Entity	Toll Credits	
				S	-	-	-	-	-			
				T	1,408,891	-	-	-	1,400,000			
8	Acquisition of two (2) vehicles for Centro Envejecientes Los Polios (Salinas)	PRHTA	2019	F	188,891	-			180,000	Narrative Justificacion Submitted by the Entity	Toll Credits	
				S	-	-						
				T	188,891				180,000			
9	Operating Assistance for 5310 Transit Fleet for (2) vehicles for Centro Envejecientes Los Polios (Salinas)	PRHTA	2019	F	38,003				29,112	Narrative Justificacion Submitted by the Entity	Toll Credits	
				S	-							
				T	38,003				29,112			

GOVERNMENT OF PUERTO RICO
 PUERTO RICO DEPARTMENT OF TRANSPORTATION AND PUBLIC WORKS
 PUERTO RICO HIGHWAY AND TRANSPORTATION AUTHORITY
 TRANSPORTATION IMPROVEMENT PROGRAM
 FISCAL YEARS 2019 - 2022

SECTION 5310: ELDERLY AND PERSONS WITH DISABILITIES PROGRAM, SAN JUAN URBANIZED AREA

Num.	Description	Grantee	Year	Annual Element	Three Years Program				Total Est. Cost	Project Justification	Source of Local Funds	Remarks
					2019	2020	2021	2022				
10	Preventive Maintenance for two (2) vehicles of 5310 Transit Fleet for Centro Envejecientes Los Polios	PRHTA	2019	F	12,891				4,000	Narrative Justificacion Submitted by the Entity	Toll Credits	
				S								
				T	12,891				4,000			
11	Operating Assistance for five (5) 5310 Transit Fleet Vehicles for the Municipality of Coamo	PRHTA	2019	F	114,891	106,000	106,000	106,000	432,891	Narrative Justificacion Submitted by the Municipality	Toll Credits	
				S	-	-						
				T	114,891	106,000	106,000	106,000	432,891			
12	Preventive Maintenance for five (5) 5310 Transit Fleet Vehicles for the Municipality of Coamo	PRHTA	2019	F	19,126	10,235	10,235	10,235	49,831	Narrative Justificacion Submitted by the Municipality	Toll Credits	
				S								
				T	19,126	10,235	10,235	10,235	49,831			
13	Preventive Maintenance for 5310 Transit Fleet (6 vehicles) for the Municipality of Rio Grande	PRHTA	2019	F	32,891	24,000	24,000	24,000	104,891	Narrative Justificacion Submitted by the Municipality	Toll Credits	
				S								
				T	32,891	24,000	24,000	24,000	96,000			
14	Operating Assistance for 5310 Transit Fleet (6 vehicles) for the Municipality of Rio Grande	PRHTA	2019	F	15,143	6,252	6,252	6,252	33,899	Narrative Justificacion Submitted by the Municipality	Toll Credits	
				S								
				T	15,143	6,252	6,252	6,252	33,899			
15	Operating Assistance for 5310 Transit Fleet (3 vehicles) for the Municipality of Vega Baja	PRHTA	2019	F	95,891	87,000	87,000	87,000	356,891	Narrative Justificacion Submitted by the Municipality	Toll Credits	
				S								
				T	95,891	87,000	87,000	87,000	356,891			
16	Preventive Maintenance for 5310 Transit Fleet (3 vehicles) for the Municipality of Vega Baja	PRHTA	2019	F	22,091	13,200	13,200	13,200	61,691	Narrative Justificacion Submitted by the Municipality	Toll Credits	
				S	-							
				T	22,091	13,200	13,200	13,200	61,691			
Total Federal Funds:				F	2,534,289	254,187	254,187	254,187	3,296,850			
Total State or Local Funds:				S	-							
Total				T	2,534,289	254,187	254,187	254,187	3,296,850			



Government of Puerto Rico

Puerto Rico Department of Transportation and Public Works

Puerto Rico Highway and Transportation Authority

Transportation Improvement Program

FEDERAL TRANSIT ADMINISTRATION (FTA)

San Juan Urbanized Area (SJUA)

(UA > 1,000,000 in Population)

Section 5329

GOVERNMENT OF PUERTO RICO
 PUERTO RICO DEPARTMENT OF TRANSPORTATION AND PUBLIC WORKS
 PUERTO RICO HIGHWAY AND TRANSPORTATION AUTHORITY
 TRANSPORTATION IMPROVEMENT PROGRAM
 FISCAL YEARS 2019 - 2022

SECTION 5329: STATE SAFETY OVERSIGHT PROGRAM, SAN JUAN URBANIZED AREA

Num.	Description	Grantee	Year AppORTioned	Annual Element	Three Years Program			Total	Project Justification	Source of Local Funds	Remarks	
				2019	2020	2021	2022	Est. Cost				
1	State Safety Oversight Program	PREMA	2017	F	468,798	-	-	-	468,798			\$299,732 approved In FTA Grant PR-2017-006-00. Carryover Funds of \$171,748 and FY18 \$297,050
				S	117,200	-	-	-	117,200			
				T	585,998	-	-	-	585,998			
Total Federal Funds:					468,798	-	-	-	468,798			
Total State or Local Funds:					117,200	-	-	-	117,200			
Total					585,998	-	-	-	585,998			



Government of Puerto Rico

Puerto Rico Department of Transportation and Public Works

Puerto Rico Highway and Transportation Authority

Transportation Improvement Program

FEDERAL TRANSIT ADMINISTRATION (FTA)

San Juan Urbanized Area (SJUA)

(UA > 1,000,000 in Population)

Section 5337

GOVERNMENT OF PUERTO RICO
 PUERTO RICO DEPARTMENT OF TRANSPORTATION AND PUBLIC WORKS
 PUERTO RICO HIGHWAY AND TRANSPORTATION AUTHORITY
 TRANSPORTATION IMPROVEMENT PROGRAM
 FISCAL YEARS 2019 - 2022

SECTION 5337: HIGH INTENSITY FIXED GUIDEWAY STATE OF GOOD REPAIR, SAN JUAN URBANIZED AREA

Num.	Description	Grantee	Year Apporportioned	Annual Element	Three Years Program			Total	Project Justification	Source of Local Funds	Remarks	
				2019	2020	2021	2022	Est. Cost				
1	Preventive Maintenance cost for Tren Urbano	PRHTA	2018	F	6,876,943	5,000,000			11,876,943	Narrative Justification Submitted	The use of Toll Credits has been requested	Lapsing Funds
				S	-	-	-	-	-			
				T	6,876,943	5,000,000	-	-	11,876,943			
			Total Federal Funds:	F	6,875,943	5,000,000			11,876,943			
			Total State or Local Funds:	S	-	-	-	-	-			
			Total	T	6,876,943	5,000,000			11,876,943			



Government of Puerto Rico

Puerto Rico Department of Transportation and Public Works

Puerto Rico Highway and Transportation Authority

Transportation Improvement Program

FEDERAL TRANSIT ADMINISTRATION (FTA)

San Juan Urbanized Area (SJUA)

(UA > 1,000,000 in Population)

Section 5339

GOVERNMENT OF PUERTO RICO
 PUERTO RICO DEPARTMENT OF TRANSPORTATION AND PUBLIC WORKS
 PUERTO RICO HIGHWAY AND TRANSPORTATION AUTHORITY
 TRANSPORTATION IMPROVEMENT PROGRAM
 FISCAL YEARS 2019 - 2022

SECTION 5339: BUS AND BUS FACILITIES PROGRAM, SAN JUAN URBANIZED AREA

Num.	Description	Grantee	Year	Apportioned	Three Years Program				Total Est. Cost	Project Justification	Source of Local Funds	Remarks
					2019	2020	2021	2022				
1	Replacement of Thirty Six (36) Trolley Bus Stops, Phase 1	Bayamón	2018	F	176,000			-	176,000	Narrative Justification Submitted	The use of Toll Credits has been requested	
				S		-		-	-			
				T	176,000	-	-	-	176,000			
2	Aquisition of Two (2) trolley	Bayamón	2018	F	320,000			-	320,000	Narrative Justification Submitted	The use of Toll Credits has been requested	Application 2008-2019-1 (Acquisition of One trolley)
				S			-		-			
				T	320,000		-	-	320,000			
3	Acquisition of Two (2) Paratransit Bus	Bayamón	2018	F	128,000			-	128,000	Narrative Justification Submitted	The use of Toll Credits has been requested	
				S				-	-			
				T	128,000			-	128,000			
4	Renovation and Development of the Francisco Pereira Transportation Terminal	Caguas	2015	F	2,413,602	2,413,602				Narrative Justification Submitted	Toll Credits	Municipality submitted request for toll credits for FY18
				S		603,400						
				T	2,413,602	3,017,002						
5	Replacing and Restoring of Bus Stops Signage	Carolina	2018	F	20,000			-	20,000	Narrative Justification Submitted	Certification Prepared by the Municipality	
				S				-	-			
				T	20,000		-	-	20,000			
6	Acquisition of Three (3) 24 Passenger Minibuses for Replacement of Trolley	Cataño	2018	F	446,028				446,028	Narrative Justification Submitted	The use of Toll Credits has been requested	
				S					-			
				T	446,028			-	446,028			
7	Acquisition of Two (2) Passenger Trolleys with Handicap Ramp for Replacement	Cidra	2018	F	270,320				270,320	Narrative Justification Submitted	The use of Toll Credits has been requested	
				S					-			
				T	270,320		-	-	270,320			
8	Improvements to Public Transportation facilities	Comerio	2019	F	21,000					Narrative Justification Submitted	The use of Toll Credits has been requested	Lapsing Funds FY2016
				S								
				T	21,000							
9	Office Equipment for Program Administration	Comerio	2019	F	1,500					Narrative Justification Submitted	The use of Toll Credits has been requested	Lapsing Funds FY2016
				S								
				T	1,500							

GOVERNMENT OF PUERTO RICO
 PUERTO RICO DEPARTMENT OF TRANSPORTATION AND PUBLIC WORKS
 PUERTO RICO HIGHWAY AND TRANSPORTATION AUTHORITY
 TRANSPORTATION IMPROVEMENT PROGRAM
 FISCAL YEARS 2019 - 2022

SECTION 5339: BUS AND BUS FACILITIES PROGRAM, SAN JUAN URBANIZED AREA

Num.	Description	Grantee	Year		Three Years Program				Total Est. Cost	Project Justification	Source of Local Funds	Remarks
					2019	2020	2021	2022				
10	Replacement of Two (2) 16 passenger Fixed Route Buses	Dorado	2018	F	176,000		-		176,000	Narrative Justification Submitted	The use of Toll Credits has been requested	Application 1970-2018-1
				S	-		-		-			
				T	176,000		-	-	176,000			
11	Installation of camera surveillance system ad the Public Transportation Terminal	Juncos	2019	F	6,000					Narrative Justification Submitted	The use of Toll Credits has been requested	
				S								
				T	6,000							
12	Construction of seven bus shelters along main transit route	Juncos	2019	F	38,000					Narrative Justification Submitted	The use of Toll Credits has been requested	
				S								
				T	38,000							
13	Improvements Public Transportation facilities	Naranjito	2019	F	160,000					Narrative Justification Submitted	The use of Toll Credits has been requested	Lapsin Funds FY2016
				S								
				T	160,000							
14	Replacement of buses for the fixed route fleet	MBA	2018	F	5,000,000				5,000,000	Narrative Justification Submitted	The use of Toll Credits has been requested	Lapsing Funds FY2015 and FY2016
				S								
				T	5,000,000				5,000,000			
15	Mid Life Overhaul 2010-2013 fleet	MBA	2018	F	2,000,000		-		2,000,000	Narrative Justification Submitted	The use of Toll Credits has been requested	
				S			-		-			
				T	2,000,000		-	-	2,000,000			
16	Replacement of Ninety Two (92) Stop Bus Sign for the Municipality of Toa Baja	Toa Baja	2015	F	14,720	-	-	-	14,720	Narrative Justification Submitted	Certification Prepared by the Municipality	
				S	3,680	-	-	-	3,680			
				T	18,400	-	-	-	18,400			
17	Construction and Rehabilitation of 17 Bus Shelters in Fixed Route	Vega Baja	2018	F	67,960				67,960	Narrative Justification Submitted	The use of Toll Credits has been requested	Application 5414-2018-3
				S		-			-			
				T	67,960				67,960			
18	Installation of (9) bus shelters in fix route #3	Vega Baja	2019	F	117,600					Narrative Justification Submitted	The use of Toll Credits has been requested	Lapsing Funds FY2016
				S								
				T	117,600							
Total Federal Funds:					11,376,730	2,413,602	-	-	8,619,028			
Total State or Local Funds:					3,680	603,400	-	-	3,680			
Total					11,380,410	3,017,002	-	-	8,622,708			



Government of Puerto Rico

Puerto Rico Department of Transportation and Public Works
Puerto Rico Highway and Transportation Authority

Transportation Improvement Program
Fiscal Years 2019-2022

FEDERAL TRANSIT ADMINISTRATION (FTA)

San Juan Urbanized Area (SJUA)
(UA > 1,000,000 in Population)

Emergency Relief Program
Section 5324

GOVERNMENT OF PUERTO RICO
 PUERTO RICO DEPARTMENT OF TRANSPORTATION AND PUBLIC WORKS
 PUERTO RICO HIGHWAY AND TRANSPORTATION AUTHORITY
 TRANSPORTATION IMPROVEMENT PROGRAM
 FISCAL YEARS 2019 - 2022

SECTION 5324: Emergency Relief Program

Num.	Description	Grantee	Year Apporportioned	Annual Element		Three Years Program			Total	Project Justification	Source of Local Funds	Remarks
				2019	2020	2021	2022	Est. Cost				
1	Back Up Generators Tren Urbano	PRHTA	2019	F	25,721,000		-	-	25,721,000		Toll Credits	
				S		-	-	-				
				T	25,721,000	-	-	-	25,721,000			
Total Federal Funds:					25,721,000	-	-	-	25,721,000			
Total State or Local Funds:						-	-	-				
Total					25,721,000	-	-	-	25,721,000			



Government of Puerto Rico

Puerto Rico Department of Transportation and Public Works

Puerto Rico Highway and Transportation Authority

Transportation Improvement Program (TIP)

Fiscal Years 2019-2022

FEDERAL TRANSIT ADMINISTRATION (FTA)

San Juan Urbanized Area (SJUA)

(UA > 1,000,000 in Population)

***Discretionary Funds- FY 2017 Bus
and Bus Facilities Projects***

GOVERNMENT OF PUERTO RICO
 PUERTO RICO DEPARTMENT OF TRANSPORTATION AND PUBLIC WORKS
 PUERTO RICO HIGHWAY AND TRANSPORTATION AUTHORITY
 TRANSPORTATION IMPROVEMENT PROGRAM
 FISCAL YEARS 2019 - 2022

Discretionary Funds- FY2017 Bus and Bus Facilities Projects

Num.	Description	Grantee	Year Apportioned	Annual Element	Three Years Program			Total	Project Justification	Source of Local Funds	Remarks
					2019	2020	2021	2022			
1	Renovation to the Francisco Pererira Transportation Terminal and replace non-ADA compliant vans	Caguas	2017	F	2,600,000				2,600,000		Carryover funds FY2017. D2017-BUSC-097
				S							
				T	2,600,000				2,600,000		
Total Federal Funds:					2,600,000	-	-	-	2,600,000		
Total State or Local Funds:					-	-	-	-	-		
Total					2,600,000	-	-	-	2,600,000		

Government of Puerto Rico



Puerto Rico Department of Transportation and Public Works

Puerto Rico Highway and Transportation Authority

Transportation Improvement Program

Fiscal Years 2019-2022

FEDERAL HIGHWAY ADMINISTRATION (FHWA)

GOVERNMENT OF PUERTO RICO
 PUERTO RICO DEPARTMENT OF TRANSPORTATION AND PUBLIC WORKS
 PUERTO RICO HIGHWAY AND TRANSPORTATION AUTHORITY
 STATEWIDE TRANSPORTATION IMPROVEMENT PROGRAM

Source of Funds			
CODE	DESCRIPTION	CODE	DESCRIPTION
MP10	Puerto Rico Highway 25% MAP-21	ER-90	Emergency Relief 2013 Supplement
MP1E	Puerto Rico Highway 25% MAP-21 Ext.	ER11	Emergency Relief 2017 Supplement
MP20	Puerto Rico Highway NHPP 50%	ER12	Emergency Relief 2018 Supplement
MP2E	Puerto Rico Highway NHPP 50% Ext.	STATE	Funding Provided by any agency of the Commonwealth of PR - Agency name will appear in the "Remarks" section.
MP30	Puerto Rico Highway HSIP 25%	Earmark	Earmark Section 1934
MP3E	Puerto Rico Highway HSIP 25% Ext.	ERFO	Emergency Relief for Federally Owned Roads
MP40	Puerto Rico Section 154 Penalty	ZP10	Puerto Rico Highway 25% - FAST
MP4E	Puerto Rico Section 154 Penalty Ext.	ZP20	Puerto Rico Highway NHPP 50% - FAST
MP50	Puerto Rico Section 164 Penalty	ZP30	Puerto Rico Highway HSIP 25% - FAST
MP5E	Puerto Rico Section 164 Penalty Ext	ZP40	Puerto Rico Section 154 Penalty - FAST
Q920	High Priority Projects - TEA21	ZP50	Puerto Rico Section 164 Penalty - FAST
ER-80	Emergency Relief 2012 Supplement		

Fund Reconciliation FY 2019-2022

STIP FY 2019

Revised on: March 27, 2019

Values										
Code	AC #	Description	Municipality	Project Phase	STIP Line*	Federal.Share	Toll.Credits	Total.Federal Funds	State.Funds	Total Amount
ZP-10	411901	Connector	Las Marias	C	9	\$5,654,400	\$1,413,600	\$7,068,000	\$0	\$7,068,000
	500023	Pedestrian Route	Rincon	C	10	\$4,054,800	\$1,013,700	\$5,068,500	\$0	\$5,068,500
	800356	Existing Box Culvert Ext. PR-135 km.19	Adjuntas	C	18	\$391,716	\$97,929	\$489,645	\$0	\$489,645
	800509	DTL - Phase 6 - ITS	San Juan / Trujillo Alto / Caguas	C	4	\$4,078,533	\$1,019,633	\$5,098,166	\$0	\$5,098,166
	800511	Pavement	Islandwide	C	19	\$1,280,000	\$320,000	\$1,600,000	\$0	\$1,600,000
	800513	Bridge Preservation	Islandwide	C	31	\$0	\$0	\$0	\$0	\$0
	900132	SPR-56	Islandwide	PE	23	\$4,800,000	\$1,200,000	\$6,000,000	\$0	\$6,000,000
	900133	Bridges - Rehabilitation, Replacement and Critical	Islandwide	C	27	\$6,076,551	\$1,519,138	\$7,595,689	\$0	\$7,595,689
	990153	ITS	Islandwide	C	39	\$0	\$0	\$0	\$0	\$0
	018760	Additional Funds 'Feasibility Study PR-187 Bypass	Loiza	PE	1	\$64,200	\$15,800	\$80,000	\$0	\$80,000
520120	Bridges 2271, 2335, 2370, 2372 on PR-52	Ponce	C	17	\$0	\$0	\$0	\$0	\$0	
48506	Additional Funds - Ext. Bicycle Trail	Camuy	C	12	\$400,000	\$100,000	\$500,000	\$0	\$500,000	
ZP-20	800509	DTL - Phase 6 - ITS	San Juan / Trujillo Alto / Caguas	C	4	\$3,956,667	\$989,167	\$4,945,834	\$0	\$4,945,834
	800511	Pavement	Islandwide	C	19	\$27,367,912	\$6,841,978	\$34,209,890	\$0	\$34,209,890
	800513	Bridge Preservation	Islandwide	C	31	\$3,124,800	\$781,200	\$3,906,000	\$0	\$3,906,000
	900133	Bridges - Rehabilitation, Replacement and Critical	Islandwide	C	27	\$0	\$0	\$0	\$0	\$0
	990153	ITS	Islandwide	C	39	\$2,000,000	\$500,000	\$2,500,000	\$0	\$2,500,000
	010166	Recreational Trail	Toa Baja	C	7	\$1,934,400	\$483,600	\$2,418,000	\$0	\$2,418,000
	520120	Bridges 2271, 2335, 2370, 2372 on PR-52	Ponce	C	17	\$13,616,221	\$3,404,055	\$17,020,276	\$0	\$17,020,276
992480	NBIS-35	Islandwide	D	35	\$1,600,000	\$400,000	\$2,000,000	\$0	\$2,000,000	
ZP-30	411901	Connector	Las Marias	C	9	\$425,600	\$106,400	\$532,000	\$0	\$532,000
	500023	Pedestrian Route	Rincon	C	10	\$305,200	\$76,300	\$381,500	\$0	\$381,500
	800509	DTL - Phase 6 - ITS	San Juan / Trujillo Alto / Caguas	C	4	\$4,924,800	\$1,231,200	\$6,156,000	\$0	\$6,156,000
	800511	Pavement	Islandwide	C	19	\$4,125,324	\$1,031,331	\$5,156,654	\$0	\$5,156,654
	800513	Bridge Preservation	Islandwide	C	31	\$235,200	\$58,800	\$294,000	\$0	\$294,000
	800514	Highway Safety Improvements	Islandwide	C	43	\$12,425,069	\$3,106,267	\$15,531,337	\$0	\$15,531,337
	800515	SHSP	Islandwide	C	47	\$400,000	\$100,000	\$500,000	\$0	\$500,000
	900133	Bridges - Rehabilitation, Replacement and Critical	Islandwide	C	27	\$550,982	\$137,746	\$688,728	\$0	\$688,728
520120	Bridges 2271, 2335, 2370, 2372 on PR-52	Ponce	C	17	\$3,407,825	\$851,956	\$4,259,781	\$0	\$4,259,781	
ZP-40	990154	Section 154 & 164 Penalty	Islandwide	C	51	\$1,520,000	\$380,000	\$1,900,000	\$0	\$1,900,000
ZP-50	990154	Section 154 & 164 Penalty	Islandwide	C	51	\$1,520,000	\$380,000	\$1,900,000	\$0	\$1,900,000
Grand Total						\$110,240,200	\$27,559,800	\$137,799,999	\$0	\$137,799,999

Fund Reconciliation FY 2019-2022

STIP FY 2020

Revised on: March 27, 2019

Values										
Code	AC #	Description	Municipality	Project Phase	STIP Line*	Federal.Share	Toll.Credits	Total.Federal Funds	State.Funds	Total Amount
ZP-10	300124	DTL Phase 5	San Juan / Trujillo Alto / Caguas	C	3	\$4,200,000	\$1,050,000	\$5,250,000	\$0	\$5,250,000
	800508	DTL Phase 4 Unit 2	San Juan / Trujillo Alto / Caguas	C	2	\$10,000,000	\$2,500,000	\$12,500,000	\$0	\$12,500,000
	800518	Pavement	Islandwide	C	20	\$0	\$0	\$0	\$0	\$0
	900134	SPR-57	Islandwide	PE	24	\$4,800,000	\$1,200,000	\$6,000,000	\$0	\$6,000,000
	900135	Bridges - Rehabilitation, Replacement and Critical	Islandwide	C	28	\$7,800,000	\$1,950,000	\$9,750,000	\$0	\$9,750,000
	990156	ITS	Islandwide	C	40	\$0	\$0	\$0	\$0	\$0
ZP-20	800508	DTL Phase 4 Unit 2	San Juan / Trujillo Alto / Caguas	C	2	\$10,140,000	\$2,535,000	\$12,675,000	\$0	\$12,675,000
				R	2	\$3,200,000	\$800,000	\$4,000,000	\$0	\$4,000,000
	800510	DTL - Noise Barriers	San Juan / Trujillo Alto / Caguas	C	5	\$3,200,000	\$800,000	\$4,000,000	\$0	\$4,000,000
	800517	Bridge Preservation	Islandwide	C	32	\$5,200,000	\$1,300,000	\$6,500,000	\$0	\$6,500,000
	800518	Pavement	Islandwide	C	20	\$21,223,186	\$5,305,797	\$26,528,983	\$0	\$26,528,983
	900135	Bridges - Rehabilitation, Replacement and Critical	Islandwide	C	28	\$6,400,000	\$1,600,000	\$8,000,000	\$0	\$8,000,000
	990156	ITS	Islandwide	C	40	\$4,600,000	\$1,150,000	\$4,000,000	\$0	\$5,750,000
992481	NBIS-36	Islandwide	D	36	\$1,036,814	\$259,203	\$1,296,017	\$0	\$1,296,017	
ZP-30	300124	DTL Phase 5	San Juan / Trujillo Alto / Caguas	C	3	\$453,600	\$113,400	\$567,000	\$0	\$567,000
	800508	DTL Phase 4 Unit 2	San Juan / Trujillo Alto / Caguas	C	2	\$5,760,000	\$1,440,000	\$7,200,000	\$0	\$7,200,000
	800518	Pavement	Islandwide	C	20	\$3,870,569	\$967,642	\$4,838,211	\$0	\$4,838,211
	800520	SHSP	Islandwide	C	48	\$400,000	\$100,000	\$500,000	\$0	\$500,000
	800521	Highway Safety Improvements	Islandwide	C	44	\$16,315,831	\$4,078,958	\$20,394,789	\$0	\$20,394,789
ZP-40	990157	Section 154 & 164 Penalty	Islandwide	C	52	\$1,520,000	\$380,000	\$1,900,000	\$0	\$1,900,000
ZP-50	990157	Section 154 & 164 Penalty	Islandwide	C	52	\$1,520,000	\$380,000	\$1,900,000	\$0	\$1,900,000
Grand Total						\$111,640,000	\$27,910,000	\$137,800,000	\$0	\$139,550,000

Fund Reconciliation FY 2019-2022

STIP FY 2021

Revised on: March 27, 2019

Values										
Code	AC #	Description	Municipality	Project Phase	STIP Line*	Federal.Share	Toll.Credits	Total.Federal Funds	State.Funds	Total Amount
ZP-10	800556	Pavement	Islandwide	C	21	\$6,800,000	\$1,700,000	\$8,500,000	\$0	\$8,500,000
	900139	SPR-58	Islandwide	PE	25	\$4,800,000	\$1,200,000	\$6,000,000	\$0	\$6,000,000
	800552	Bridge Preservation	Islandwide	C	33	\$3,200,000	\$800,000	\$4,000,000	\$0	\$4,000,000
	990165	ITS	Islandwide	C	41	\$0	\$0	\$0	\$0	\$0
	900137	Bridges - Rehabilitation, Replacement and Critical	Islandwide	C	29	\$12,000,000	\$3,000,000	\$15,000,000	\$0	\$15,000,000
ZP-20	100081	ER - PR10	Utuado / Adjuntas	C	11	\$5,967,087	\$1,491,772	\$7,458,859	\$0	\$7,458,859
	520129	Truck Weigh Station	Juana Diaz	C	15	\$4,000,000	\$1,000,000	\$5,000,000	\$0	\$5,000,000
	800523	Noise Barriers	Bayamon / Toa Alta	C	6	\$1,600,000	\$400,000	\$2,000,000	\$0	\$2,000,000
	010029	Widening PR-100	Cabo Rojo	R	13	\$240,000	\$60,000	\$300,000	\$0	\$300,000
	800556	Pavement	Islandwide	C	21	\$21,062,119	\$5,265,530	\$26,327,649	\$0	\$26,327,649
	800552	Bridge Preservation	Islandwide	C	33	\$3,200,000	\$800,000	\$4,000,000	\$0	\$4,000,000
	992482	NBIS-37	Islandwide	D	37	\$1,200,000	\$300,000	\$1,500,000	\$0	\$1,500,000
	990165	ITS	Islandwide	C	41	\$5,440,000	\$1,360,000	\$6,800,000	\$0	\$6,800,000
900137	Bridges - Rehabilitation, Replacement and Critical	Islandwide	C	29	\$10,890,794	\$2,722,698	\$13,613,492	\$0	\$13,613,492	
ZP-30	800556	Pavement	Islandwide	C	21	\$2,109,192	\$527,298	\$2,636,490	\$0	\$2,636,490
	800552	Bridge Preservation	Islandwide	C	33	\$897,792	\$224,448	\$1,122,240	\$0	\$1,122,240
	800554	Highway Safety Improvements	Islandwide	C	45	\$21,606,933	\$5,401,733	\$27,008,666	\$0	\$27,008,666
	800558	SHSP	Islandwide	C	49	\$400,000	\$100,000	\$500,000	\$0	\$500,000
	900137	Bridges - Rehabilitation, Replacement and Critical	Islandwide	C	29	\$1,786,083	\$446,521	\$2,232,604	\$0	\$2,232,604
ZP-40	990168	Section 154 & 164 Penalty	Islandwide	C	53	\$1,520,000	\$380,000	\$1,900,000	\$0	\$1,900,000
ZP-50	990168	Section 154 & 164 Penalty	Islandwide	C	53	\$1,520,000	\$380,000	\$1,900,000	\$0	\$1,900,000
Grand Total						\$110,240,000	\$27,560,000	\$137,800,000	\$0	\$137,800,000

Fund Reconciliation FY 2019-2022

STIP FY 2022

Revised on: March 27, 2019

Values										
Code	AC #	Description	Municipality	Project Phase	STIP Line*	Federal.Share	Toll.Credits	Total.Federal Funds	State.Funds	Total Amount
ZP-10	800557	Pavement	Islandwide	C	22	\$14,000,000	\$3,500,000	\$17,500,000	\$0	\$17,500,000
	900140	SPR-59	Islandwide	PE	26	\$4,800,000	\$1,200,000	\$6,000,000	\$0	\$6,000,000
	900138	Bridges - Rehabilitation, Replacement and Critical	Islandwide	C	30	\$8,000,000	\$2,000,000	\$10,000,000	\$0	\$10,000,000
	990166	ITS	Islandwide	C	42	\$0	\$0	\$0	\$0	\$0
ZP-20	200241	Interseccion PR-2/Post/Llorens (La Vita)	Mayaguez	D	14	\$1,600,000	\$400,000	\$2,000,000	\$0	\$2,000,000
	800557	Pavement	Islandwide	C	22	\$27,598,687	\$6,899,672	\$34,498,359	\$0	\$34,498,359
	900138	Bridges - Rehabilitation, Replacement and Critical	Islandwide	C	30	\$16,394,537	\$4,098,634	\$20,493,171	\$0	\$20,493,171
	800553	Bridge Preservation	Islandwide	C	34	\$1,326,776	\$331,694	\$1,658,470	\$0	\$1,658,470
	990166	ITS	Islandwide	C	42	\$5,480,000	\$1,370,000	\$6,850,000	\$0	\$6,850,000
	992483	NBIS-38	Islandwide	D	38	\$1,200,000	\$300,000	\$1,500,000	\$0	\$1,500,000
ZP-30	800555	Highway Safety Improvements	Islandwide	C	46	\$24,000,000	\$6,000,000	\$33,000,000	\$0	\$30,000,000
	800559	SHSP	Islandwide	C	50	\$400,000	\$100,000	\$500,000	\$0	\$500,000
ZP-40	990169	Section 154 & 164 Penalty	Islandwide	C	54	\$1,520,000	\$380,000	\$1,900,000	\$0	\$1,900,000
ZP-50	990169	Section 154 & 164 Penalty	Islandwide	C	54	\$1,520,000	\$380,000	\$1,900,000	\$0	\$1,900,000
Grand Total						\$107,840,000	\$26,960,000	\$137,800,000	\$0	\$134,800,000

GOVERNMENT OF PUERTO RICO
 PUERTO RICO DEPARTMENT OF TRANSPORTATION AND PUBLIC WORKS
 PUERTO RICO HIGHWAY AND TRANSPORTATION AUTHORITY
 TRANSPORTATION IMPROVEMENT PROGRAM
 FISCAL YEARS 2019-2022

Legend:
 F - Federal Funds
 TC - Toll Credits Funds
 S - State/Local Funds
 T - Total Funds

Núm.	AC-Code / Oracle # / Fed # / Program Code	Description	Town	Phase	Fed. Past Obligations / Locally Funded	2019	2020	2021	2022	Future Investment	Total Est. Cost	Remarks		
UA>1,000,000 Population (San Juan)														
1	AC-018760 S000187060 187(9) ZP-10	Feasibility and Update Environmental Study South Bypass from PR-188 to Mediania Baja (PR-187) (CFHWA)	Loiza	NEPA	F	-	-	-	-	-	-	-		
					TC	-	-	-	-	-	-			
					S	-	-	-	-	-	-			
					T	-	-	-	-	-	-			
				Pre-Engineering	F	390,318	64,000	-	-	-	-	-	454,318	Obligated \$494,103 in FY 2017. Additional funds being requested in FY 19.
					TC	97,580	16,000	-	-	-	-	113,580		
					S	6,205	-	-	-	-	-	6,205		
					T	494,103	80,000	-	-	-	-	574,103		
				Design	F	-	-	-	-	-	-	800,000	800,000	Requested under CDBG
					TC	-	-	-	-	-	-	200,000	200,000	
					S	-	-	-	-	-	-	-	-	
					T	-	-	-	-	-	-	1,000,000	1,000,000	
				ROW	F	-	-	-	-	-	-	2,000,000	2,000,000	Requested under CDBG
					TC	-	-	-	-	-	-	500,000	500,000	
					S	-	-	-	-	-	-	-	-	
T	-	-	-		-	-	-	2,500,000	2,500,000					
Construction	F	-	-	-	-	-	-	15,600,000	15,600,000	Requested under CDBG				
	TC	-	-	-	-	-	-	3,900,000	3,900,000					
	S	-	-	-	-	-	-	-	-					
	T	-	-	-	-	-	-	19,500,000	19,500,000					
Total Estimated Project Cost					494,103	80,000	-	-	-	23,000,000	23,574,103			
2	AC-800508 L009999508 ZP-10, ZP-20, ZP-30	DTL Phase 4 Unit 2 - Improvements on PR-52, PR-30 and PR-1 km 14.6 of PR-52 to km 0.4 of PR-30 - Includes construction of a bridge.	San Juan Trujillo Alto Caguas	NEPA	F	-	-	-	-	-	-	-		
					TC	-	-	-	-	-	-			
					S	-	-	-	-	-	-			
					T	-	-	-	-	-	-			
				Pre-Engineering	F	-	-	-	-	-	-	-	-	-
					TC	-	-	-	-	-	-	-	-	
					S	-	-	-	-	-	-	-	-	
					T	-	-	-	-	-	-	-	-	
				Design	F	-	-	-	-	-	-	-	-	-
					TC	-	-	-	-	-	-	-	-	
					S	-	-	-	-	-	-	-	-	
					T	-	-	-	-	-	-	-	-	
				ROW	F	-	-	3,200,000	-	-	-	-	3,200,000	Requested under CDBG
					TC	-	-	800,000	-	-	-	-	800,000	
					S	-	-	-	-	-	-	-	-	
T	-	-	4,000,000		-	-	-	-	4,000,000					
Construction	F	-	-	25,900,000	-	-	-	-	25,900,000	Requested under CDBG				
	TC	-	-	6,475,000	-	-	-	-	6,475,000					
	S	-	-	-	-	-	-	-	-					
	T	-	-	32,375,000	-	-	-	-	32,375,000					
Total Estimated Project Cost					-	-	36,375,000	-	-	-	36,375,000			

*Fund Reconciliation for each project can be found on pages FHWA-3 thru FHWA-6
 **Retroactive TC will be used for projects currently under construction..

GOVERNMENT OF PUERTO RICO
 PUERTO RICO DEPARTMENT OF TRANSPORTATION AND PUBLIC WORKS
 PUERTO RICO HIGHWAY AND TRANSPORTATION AUTHORITY
 TRANSPORTATION IMPROVEMENT PROGRAM
 FISCAL YEARS 2019-2022

Legend:
 F - Federal Funds
 TC - Toll Credits Funds
 S - State/Local Funds
 T - Total Funds

Núm.	AC-Code / Oracle # / Fed # / Program Code	Description	Town	Phase	Fed. Past Obligations / Locally Funded					Future Investment	Total Est. Cost	Remarks			
						2019	2020	2021	2022						
3	AC-300124 L000030124 ZP-10, ZP-20, ZP-30	Congestion Managed Lanes - Phase 5 - PR-30-San Juan (km 0.30 to km. 7.20) - reversible lane using reversible lane barrier system on PR-30 from Km. 0.30 to Km. 7.20	San Juan Trujillo Alto Caguas	NEPA	F	-	-	-	-	-	-	-	-		
					TC	-	-	-	-	-	-	-			
					S	-	-	-	-	-	-	-			
				T	-	-	-	-	-	-	-				
				Pre-Engineering	F	-	-	-	-	-	-	-	-	-	-
					TC	-	-	-	-	-	-	-	-	-	
					S	-	-	-	-	-	-	-	-		
				T	-	-	-	-	-	-	-				
				Design	F	-	-	-	-	-	-	-	-	-	
					TC	-	-	-	-	-	-	-	-		
					S	-	-	-	-	-	-	-	-		
				T	-	-	-	-	-	-	-				
				ROW	F	-	-	-	-	-	-	-	-	-	
					TC	-	-	-	-	-	-	-	-		
S	-	-	-		-	-	-	-	-						
T	-	-	-	-	-	-	-								
Construction	F	-	-	4,653,600	-	-	-	-	4,653,600						
	TC	-	-	1,163,400	-	-	-	-	1,163,400						
	S	-	-	-	-	-	-	-	-						
T	-	-	5,817,000	-	-	-	-	5,817,000							
Total Estimated Project Cost						-	-	5,817,000	-	-	-	5,817,000			
4	AC-800509 L00999509 ZP-10, ZP-20, ZP-30	Congestion Managed Lanes - ITS (All Phases) - will provide ITS instrumentation for all phases of the Congestion Managed Lanes projects for the operation of the dynamic toll and traffic incident management.	San Juan Trujillo Alto Caguas	NEPA	F	-	-	-	-	-	-	-	-		
					TC	-	-	-	-	-	-	-			
					S	-	-	-	-	-	-	-			
				T	-	-	-	-	-	-	-				
				Pre-Engineering	F	-	-	-	-	-	-	-	-	-	
					TC	-	-	-	-	-	-	-	-		
					S	-	-	-	-	-	-	-			
				T	-	-	-	-	-	-	-				
				Design	F	-	-	-	-	-	-	-	-		
					TC	-	-	-	-	-	-	-	-		
					S	-	-	-	-	-	-	-			
				T	-	-	-	-	-	-	-				
				ROW	F	-	-	-	-	-	-	-	-		
					TC	-	-	-	-	-	-	-	-		
S	-	-	-		-	-	-	-							
T	-	-	-	-	-	-	-								
Construction	F	-	12,960,000	-	-	-	-	-	12,960,000						
	TC	-	3,240,000	-	-	-	-	-	3,240,000						
	S	-	-	-	-	-	-	-							
T	-	16,200,000	-	-	-	-	-	16,200,000							
Total Estimated Project Cost						-	16,200,000	-	-	-	-	16,200,000			

*Fund Reconciliation for each project can be found on pages FHWA-3 thru FHWA-6
 **Retroactive TC will be use for projects currently under construction..

GOVERNMENT OF PUERTO RICO
 PUERTO RICO DEPARTMENT OF TRANSPORTATION AND PUBLIC WORKS
 PUERTO RICO HIGHWAY AND TRANSPORTATION AUTHORITY
 TRANSPORTATION IMPROVEMENT PROGRAM
 FISCAL YEARS 2019-2022

Legend:
 F - Federal Funds
 TC - Toll Credits Funds
 S - State/Local Funds
 T - Total Funds

Núm.	AC-Code / Oracle # / Fed # / Program Code	Description	Town	Phase	Fed. Past Obligations / Locally Funded					Future Investment	Total Est. Cost	Remarks			
						2019	2020	2021	2022						
5	AC-800510 L009999510 ZP-20	Congested Managed Lanes - Noise Barriers - Vista Alegre Community, Borinquen Gardens, Parque Forestal, Berm- Residential Area, Quintas de San Luis, Berm-Villa Parana - will provide the noise abatement measures recommended as part of the environmental exclusion document prepared for the Congestion Managed Lanes project.	San Juan Trujillo Alto Caguas	NEPA	F	-	-	-	-	-	-	-	-		
					TC	-	-	-	-	-	-	-			
					S	-	-	-	-	-	-	-			
				T	-	-	-	-	-	-	-				
				Pre-Engineering	F	-	-	-	-	-	-	-	-	-	-
					TC	-	-	-	-	-	-	-	-	-	
					S	-	-	-	-	-	-	-	-		
				T	-	-	-	-	-	-	-				
				Design	F	-	-	-	-	-	-	-	-	-	
					TC	-	-	-	-	-	-	-	-		
					S	-	-	-	-	-	-	-			
				T	-	-	-	-	-	-	-				
				ROW	F	-	-	-	-	-	-	-	-	-	
					TC	-	-	-	-	-	-	-	-		
S	-	-	-		-	-	-	-							
T	-	-	-	-	-	-	-								
Construction	F	-	-	3,200,000	-	-	-	-	3,200,000						
	TC	-	-	800,000	-	-	-	-	800,000						
	S	-	-	-	-	-	-	-							
T	-	-	4,000,000	-	-	-	-	4,000,000							
Total Estimated Project Cost					-	-	4,000,000	-	-	-	4,000,000				
6	AC-800523 L009999523 ZP-20	Noise Barriers at PR-22 Paco Davila km . 19.2 - km 19.5, El Patio km. 16.5 - km 17.1 , Monte Claro km.14.1 - km 14.6, Rio Hondo 1 km. 12.8 - km 13.6 (Eastbound), Rio Hondo 2 km. 13.0 - km 13.25 (Westbound), Rio Hondo 3 km. 12.5 - km 12.9	Bayamon Toa Baja	NEPA	F	-	-	-	-	-	-	-	-		
					TC	-	-	-	-	-	-	-			
					S	-	-	-	-	-	-	-			
				T	-	-	-	-	-	-	-				
				Pre-Engineering	F	-	-	-	-	-	-	-	-	-	
					TC	-	-	-	-	-	-	-	-		
					S	-	-	-	-	-	-	-			
				T	-	-	-	-	-	-	-				
				Design	F	-	-	-	-	-	-	-	-		
					TC	-	-	-	-	-	-	-			
					S	-	-	-	-	-	-	-			
				T	-	-	-	-	-	-	-				
				ROW	F	-	-	-	-	-	-	-	-		
					TC	-	-	-	-	-	-	-	-		
S	-	-	-		-	-	-	-							
T	-	-	-	-	-	-	-								
Construction	F	1,057,997	-	-	1,600,000	-	-	-	2,657,997						
	TC	264,499	-	-	400,000	-	-	-	664,499						
	S	23,000	-	-	-	-	-	-	23,000						
T	1,345,496	-	-	2,000,000	-	-	-	3,345,496							
Total Estimated Project Cost					1,345,496	-	2,000,000	-	-	-	3,345,496				

*Fund Reconciliation for each project can be found on pages FHWA-3 thru FHWA-6
 **Retroactive TC will be use for projects currently under construction..

GOVERNMENT OF PUERTO RICO
 PUERTO RICO DEPARTMENT OF TRANSPORTATION AND PUBLIC WORKS
 PUERTO RICO HIGHWAY AND TRANSPORTATION AUTHORITY
 TRANSPORTATION IMPROVEMENT PROGRAM
 FISCAL YEARS 2019-2022

Legend:
 F - Federal Funds
 TC - Toll Credits Funds
 S - State/Local Funds
 T - Total Funds

Núm.	AC-Code / Oracle # / Fed # / Program Code	Description	Town	Phase	Fed. Past Obligations / Locally Funded				Future Investment	Total Est. Cost	Remarks			
					2019	2020	2021	2022						
7	AC-010166 ZP-20	Additional Funds for the Construction of a new Recreational Trail for Bicycles and Pedestrians from Rio Bayamon to PR-165	Toa Baja	NEPA	F	-	-	-	-	-	-	In House		
					TC	-	-	-	-	-				
					S	-	-	-	-	-				
					T	-	-	-	-	-				
				Pre-Engineering	F	-	-	-	-	-	-	-	-	
					TC	-	-	-	-	-	-	-		
					S	-	-	-	-	-	-			
					T	-	-	-	-	-				
				Design	F	-	-	-	-	-	-	-	-	In House
					TC	-	-	-	-	-	-	-		
					S	-	-	-	-	-	-			
					T	-	-	-	-	-				
				ROW	F	-	-	-	-	-	-	-	-	
					TC	-	-	-	-	-	-	-		
					S	-	-	-	-	-	-			
T	-	-	-		-	-								
Construction	F	1,017,742	1,934,400	-	-	-	-	2,952,142	Earmark Project					
	TC	254,435	483,600	-	-	-	-	738,035						
	S	66,957	-	-	-	-	-	66,957						
	T	1,339,134	2,418,000	-	-	-	-	3,757,134						
Total Estimated Project Cost					1,339,134	2,418,000	-	-	-	3,757,134				
8	INFRA	INFRA NHS Congestion Relief at PR-17 / PR-17 & PR-18 / PR-22		NEPA	F									
					TC									
					S									
					T									
				Pre-Engineering	F									
					TC									
					S									
					T									
				Design	F									
					TC									
					S									
					T									
				ROW	F									
					TC									
					S									
T														
Construction	F		40,351,643						Federal Funds mentioned are unsecured and are being requested from FY19 INFRA Program Funds.					
	TC													
	S		94,153,835											
	T		134,505,478											
UA > 1,000,000 Population (San Juan)					3,178,733	18,698,000	46,192,000	2,000,000	-	23,000,000	93,068,733			

*Fund Reconciliation for each project can be found on pages FHWA-3 thru FHWA-6
 **Retroactive TC will be use for projects currently under construction..

GOVERNMENT OF PUERTO RICO
 PUERTO RICO DEPARTMENT OF TRANSPORTATION AND PUBLIC WORKS
 PUERTO RICO HIGHWAY AND TRANSPORTATION AUTHORITY
 TRANSPORTATION IMPROVEMENT PROGRAM
 FISCAL YEARS 2019-2022

Legend:
 F - Federal Funds
 TC - Toll Credits Funds
 S - State/Local Funds
 T - Total Funds

Núm.	AC-Code / Oracle # / Fed # / Program Code	Description	Town	Phase	Fed. Past Obligations / Locally Funded	2019	2020	2021	2022	Future Investment	Total Est. Cost	Remarks
Islandwide												
9	AC-800511 R00999511 ZP-10, ZP-20 , ZP-30	Pavement Rehabilitation and Reconstruction of Roads (2019)	Islandwide	NEPA	F	-	-	-	-	-	-	-
					TC	-	-	-	-	-	-	
					S	-	-	-	-	-	-	
					T	-	-	-	-	-	-	
				Pre-Engineering	F	-	-	-	-	-	-	
					TC	-	-	-	-	-	-	
					S	-	-	-	-	-	-	
					T	-	-	-	-	-	-	
				Design	F	-	-	-	-	-	-	
					TC	-	-	-	-	-	-	
					S	-	-	-	-	-	-	
					T	-	-	-	-	-	-	
				ROW	F	-	-	-	-	-	-	
					TC	-	-	-	-	-	-	
					S	-	-	-	-	-	-	
					T	-	-	-	-	-	-	
Construction	F	-	32,773,236	-	-	-	-					
	TC	-	8,193,309	-	-	-	-					
	S	-	-	-	-	-	-					
	T	-	40,966,544	-	-	-	-					
Total Estimated Project Cost						-	-	-	-	-	40,966,544	
10	AC-800518 R00999518 ZP-10, ZP-20 , ZP-30	Pavement Rehabilitation and Reconstruction of Roads (2020)	Islandwide	NEPA	F	-	-	-	-	-	-	-
					TC	-	-	-	-	-	-	
					S	-	-	-	-	-	-	
					T	-	-	-	-	-	-	
				Pre-Engineering	F	-	-	-	-	-	-	
					TC	-	-	-	-	-	-	
					S	-	-	-	-	-	-	
					T	-	-	-	-	-	-	
				Design	F	-	-	-	-	-	-	
					TC	-	-	-	-	-	-	
					S	-	-	-	-	-	-	
					T	-	-	-	-	-	-	
				ROW	F	-	-	-	-	-	-	
					TC	-	-	-	-	-	-	
					S	-	-	-	-	-	-	
					T	-	-	-	-	-	-	
Construction	F	-	-	25,093,755	-	-	-					
	TC	-	-	6,273,439	-	-	-					
	S	-	-	-	-	-	-					
	T	-	-	31,367,194	-	-	-					
Total Estimated Project Cost						-	-	-	-	-	31,367,194	

*Fund Reconciliation for each project can be found on pages FHWA-3 thru FHWA-6
 **Retroactive TC will be use for projects currently under construction..

GOVERNMENT OF PUERTO RICO
 PUERTO RICO DEPARTMENT OF TRANSPORTATION AND PUBLIC WORKS
 PUERTO RICO HIGHWAY AND TRANSPORTATION AUTHORITY
 TRANSPORTATION IMPROVEMENT PROGRAM
 FISCAL YEARS 2019-2022

Legend:
 F - Federal Funds
 TC - Toll Credits Funds
 S - State/Local Funds
 T - Total Funds

Núm.	AC-Code / Oracle # / Fed # / Program Code	Description	Town	Phase	Fed. Past Obligations / Locally Funded	Fiscal Year				Future Investment	Total Est. Cost	Remarks
						2019	2020	2021	2022			
11	AC-800556 ZP-10, ZP-20, ZP-30	Pavement Rehabilitation and Reconstruction of Roads (2021)	Islandwide	NEPA	F	-	-	-	-	-	-	-
					TC	-	-	-	-	-	-	
					S	-	-	-	-	-	-	
				Pre-Engineering	F	-	-	-	-	-	-	-
					TC	-	-	-	-	-	-	
					S	-	-	-	-	-	-	
				Design	F	-	-	-	-	-	-	
					TC	-	-	-	-	-	-	
					S	-	-	-	-	-	-	
				ROW	F	-	-	-	-	-	-	
					TC	-	-	-	-	-	-	
					S	-	-	-	-	-	-	
				Construction	F	-	-	-	29,971,311	-	29,971,311	
					TC	-	-	-	7,492,828	-	7,492,828	
					S	-	-	-	-	-	-	
Total Estimated Project Cost						-	-	-	37,464,139	-	37,464,139	
12	AC-800557 ZP-10, ZP-20, ZP-30	Pavement Rehabilitation and Reconstruction of Roads (2022)	Islandwide	NEPA	F	-	-	-	-	-	-	-
					TC	-	-	-	-	-	-	
					S	-	-	-	-	-	-	
				Pre-Engineering	F	-	-	-	-	-	-	
					TC	-	-	-	-	-	-	
					S	-	-	-	-	-	-	
				Design	F	-	-	-	-	-	-	
					TC	-	-	-	-	-	-	
					S	-	-	-	-	-	-	
				ROW	F	-	-	-	-	-	-	
					TC	-	-	-	-	-	-	
					S	-	-	-	-	-	-	
				Construction	F	-	-	-	-	41,598,687	41,598,687	
					TC	-	-	-	-	10,399,672	10,399,672	
					S	-	-	-	-	-	-	
Total Estimated Project Cost						-	-	-	51,998,359	-	51,998,359	

*Fund Reconciliation for each project can be found on pages FHWA-3 thru FHWA-6
 **Retroactive TC will be use for projects currently under construction..

GOVERNMENT OF PUERTO RICO
 PUERTO RICO DEPARTMENT OF TRANSPORTATION AND PUBLIC WORKS
 PUERTO RICO HIGHWAY AND TRANSPORTATION AUTHORITY
 TRANSPORTATION IMPROVEMENT PROGRAM
 FISCAL YEARS 2019-2022

Legend:
 F - Federal Funds
 TC - Toll Credits Funds
 S - State/Local Funds
 T - Total Funds

Núm.	AC-Code / Oracle # / Fed # / Program Code	Description	Town	Phase	Fed. Past Obligations / Locally Funded	2019	2020	2021	2022	Future Investment	Total Est. Cost	Remarks			
13	AC-900132 L0090000132 ZP-10	SPR-56 - State Planning and Research Program (2019)	Islandwide	NEPA	F	-	-	-	-	-	-	-			
					TC	-	-	-	-	-	-				
					S	-	-	-	-	-	-				
				Planning	F	-	4,800,000	-	-	-	-	-	-	4,800,000	
					TC	-	1,200,000	-	-	-	-	-	-	1,200,000	
					S	-	-	-	-	-	-	-	-	-	
				Design	F	-	6,000,000	-	-	-	-	-	-	6,000,000	
					TC	-	-	-	-	-	-	-	-	-	
					S	-	-	-	-	-	-	-	-	-	
				ROW	F	-	-	-	-	-	-	-	-	-	
					TC	-	-	-	-	-	-	-	-	-	
					S	-	-	-	-	-	-	-	-	-	
Construction	F	-	-	-	-	-	-	-	-	-					
	TC	-	-	-	-	-	-	-	-	-					
	S	-	-	-	-	-	-	-	-	-					
Total Estimated Project Cost						-	6,000,000	-	-	-	6,000,000				
14	AC-900134 L0090000134 ZP-10	SPR-57 - State Planning and Research Program (2020)	Islandwide	NEPA	F	-	-	-	-	-	-	-			
					TC	-	-	-	-	-	-				
					S	-	-	-	-	-	-				
				Planning	F	-	-	4,800,000	-	-	-	-	-	4,800,000	
					TC	-	-	1,200,000	-	-	-	-	-	1,200,000	
					S	-	-	-	-	-	-	-	-	-	
				Design	F	-	-	6,000,000	-	-	-	-	-	6,000,000	
					TC	-	-	-	-	-	-	-	-	-	
					S	-	-	-	-	-	-	-	-	-	
				ROW	F	-	-	-	-	-	-	-	-	-	
					TC	-	-	-	-	-	-	-	-	-	
					S	-	-	-	-	-	-	-	-	-	
Construction	F	-	-	-	-	-	-	-	-	-					
	TC	-	-	-	-	-	-	-	-	-					
	S	-	-	-	-	-	-	-	-	-					
Total Estimated Project Cost						-	6,000,000	-	-	-	6,000,000				

*Fund Reconciliation for each project can be found on pages FHWA-3 thru FHWA-6
 **Retroactive TC will be use for projects currently under construction..

GOVERNMENT OF PUERTO RICO
 PUERTO RICO DEPARTMENT OF TRANSPORTATION AND PUBLIC WORKS
 PUERTO RICO HIGHWAY AND TRANSPORTATION AUTHORITY
 TRANSPORTATION IMPROVEMENT PROGRAM
 FISCAL YEARS 2019-2022

Legend:
 F - Federal Funds
 TC - Toll Credits Funds
 S - State/Local Funds
 T - Total Funds

Núm.	AC-Code / Oracle # / Fed # / Program Code	Description	Town	Phase	Fed. Past Obligations / Locally Funded	2019				2020				2021				2022				Future Investment	Total Est. Cost	Remarks			
15	AC-900139 ZP-10	SPR-58 - State Planning and Research Program (2021)	Islandwide	NEPA	F	-	-	-	-	-	-	-	-	-	-	-	-	-	-	-	-	-	-				
					TC	-	-	-	-	-	-	-	-	-	-	-	-	-	-	-	-	-	-				
					S	-	-	-	-	-	-	-	-	-	-	-	-	-	-	-	-	-	-				
				T																							
				Planning	F	-	-	-	-	-	-	-	-	4,800,000	-	-	-	-	-	-	-	-	-	-	-	4,800,000	
					TC	-	-	-	-	-	-	-	-	1,200,000	-	-	-	-	-	-	-	-	-	-	-	1,200,000	
					S	-	-	-	-	-	-	-	-	-	-	-	-	-	-	-	-	-	-	-	-	-	
				T									6,000,000												6,000,000		
				Design	F	-	-	-	-	-	-	-	-	-	-	-	-	-	-	-	-	-	-	-	-	-	
					TC	-	-	-	-	-	-	-	-	-	-	-	-	-	-	-	-	-	-	-	-	-	
					S	-	-	-	-	-	-	-	-	-	-	-	-	-	-	-	-	-	-	-	-	-	
				T																							
				ROW	F	-	-	-	-	-	-	-	-	-	-	-	-	-	-	-	-	-	-	-	-	-	
					TC	-	-	-	-	-	-	-	-	-	-	-	-	-	-	-	-	-	-	-	-	-	
					S	-	-	-	-	-	-	-	-	-	-	-	-	-	-	-	-	-	-	-	-	-	
T																											
Construction	F	-	-	-	-	-	-	-	-	-	-	-	-	-	-	-	-	-	-	-	-	-					
	TC	-	-	-	-	-	-	-	-	-	-	-	-	-	-	-	-	-	-	-	-	-					
	S	-	-	-	-	-	-	-	-	-	-	-	-	-	-	-	-	-	-	-	-	-					
T																											
Total Estimated Project Cost						-	-	-	-	6,000,000	-	-	-	-	-	-	-	-	-	-	-	6,000,000					
16	AC-900140 ZP-10	SPR-59 - State Planning and Research Program (2022)	Islandwide	NEPA	F	-	-	-	-	-	-	-	-	-	-	-	-	-	-	-	-	-	-				
					TC	-	-	-	-	-	-	-	-	-	-	-	-	-	-	-	-	-	-				
					S	-	-	-	-	-	-	-	-	-	-	-	-	-	-	-	-	-	-				
				T																							
				Planning	F	-	-	-	-	-	-	-	-	-	-	-	-	4,800,000	-	-	-	-	-	-	-	4,800,000	
					TC	-	-	-	-	-	-	-	-	-	-	-	-	1,200,000	-	-	-	-	-	-	-	1,200,000	
					S	-	-	-	-	-	-	-	-	-	-	-	-	-	-	-	-	-	-	-	-	-	
				T													6,000,000								6,000,000		
				Design	F	-	-	-	-	-	-	-	-	-	-	-	-	-	-	-	-	-	-	-	-	-	
					TC	-	-	-	-	-	-	-	-	-	-	-	-	-	-	-	-	-	-	-	-	-	
					S	-	-	-	-	-	-	-	-	-	-	-	-	-	-	-	-	-	-	-	-	-	
				T																							
				ROW	F	-	-	-	-	-	-	-	-	-	-	-	-	-	-	-	-	-	-	-	-	-	
					TC	-	-	-	-	-	-	-	-	-	-	-	-	-	-	-	-	-	-	-	-	-	
					S	-	-	-	-	-	-	-	-	-	-	-	-	-	-	-	-	-	-	-	-	-	
T																											
Construction	F	-	-	-	-	-	-	-	-	-	-	-	-	-	-	-	-	-	-	-	-	-					
	TC	-	-	-	-	-	-	-	-	-	-	-	-	-	-	-	-	-	-	-	-	-					
	S	-	-	-	-	-	-	-	-	-	-	-	-	-	-	-	-	-	-	-	-	-					
T																											
Total Estimated Project Cost						-	-	-	-	-	-	-	-	6,000,000	-	-	-	-	-	-	-	6,000,000					

*Fund Reconciliation for each project can be found on pages FHWA-3 thru FHWA-6
 **Retroactive TC will be use for projects currently under construction..

GOVERNMENT OF PUERTO RICO
 PUERTO RICO DEPARTMENT OF TRANSPORTATION AND PUBLIC WORKS
 PUERTO RICO HIGHWAY AND TRANSPORTATION AUTHORITY
 TRANSPORTATION IMPROVEMENT PROGRAM
 FISCAL YEARS 2019-2022

Legend:
 F - Federal Funds
 TC - Toll Credits Funds
 S - State/Local Funds
 T - Total Funds

Núm.	AC-Code / Oracle # / Fed # / Program Code	Description	Town	Phase	Fed. Past Obligations / Locally Funded	2019				2020				Future Investment	Total Est. Cost	Remarks			
						2019	2020	2021	2022	2019	2020	2021	2022						
17	AC-900133 ZP-10, ZP-20, ZP-30	Rehabilitation, Replacement and Critical Bridges (2019)	Islandwide	NEPA	F	-	-	-	-	-	-	-	-	-	-	Change in Project Name. Bridge Critical Findings Project Line has been integrated with The Rehabilitation and Replacement of Bridges. Advance Construction Funds of \$17,750,000 may be utilized to advance Lump Sum Project AC-900135 of FY 2020 See Appendix A for Project List			
					TC	-	-	-	-	-	-	-	-	-	-				
					S	-	-	-	-	-	-	-	-	-					
				T	-	-	-	-	-	-	-	-	-	-	-				
				Pre-Engineering	F	-	-	-	-	-	-	-	-	-	-		-	-	-
					TC	-	-	-	-	-	-	-	-	-	-		-	-	
					S	-	-	-	-	-	-	-	-	-	-		-		
				T	-	-	-	-	-	-	-	-	-	-	-		-		
				Design	F	-	-	-	-	-	-	-	-	-	-		-	-	-
					TC	-	-	-	-	-	-	-	-	-	-		-	-	
					S	-	-	-	-	-	-	-	-	-	-		-		
				T	-	-	-	-	-	-	-	-	-	-	-		-		
				ROW	F	-	-	-	-	-	-	-	-	-	-		-	-	-
					TC	-	-	-	-	-	-	-	-	-	-		-	-	
S	-	-	-		-	-	-	-	-	-	-	-							
T	-	-	-	-	-	-	-	-	-	-	-	-							
Construction	F	-	-	-	-	6,627,533	-	-	-	-	-	-	6,627,533	-					
	TC	-	-	-	-	1,656,883	-	-	-	-	-	-	1,656,883	-					
	S	-	-	-	-	-	-	-	-	-	-	-	-	-					
	T	-	-	-	-	8,284,417	-	-	-	-	-	-	8,284,417	-					
Total Estimated Project Cost						-	8,284,417	-	-	-	-	-	8,284,417	-					
18	AC-900135 ZP-10, ZP-20, ZP-30	Rehabilitation, Replacement and Critical Bridges (2020)	Islandwide	NEPA	F	-	-	-	-	-	-	-	-	-	-	Change in Project Name. Bridge Critical Findings Project Line has been integrated with The Rehabilitation and Replacement of Bridges. Advance Construction Funds of \$30,846,096 may be utilized to advance project AC-900137 of FY 2021 See Appendix A for Project List			
					TC	-	-	-	-	-	-	-	-	-	-				
					S	-	-	-	-	-	-	-	-	-	-				
				T	-	-	-	-	-	-	-	-	-	-	-				
				Pre-Engineering	F	-	-	-	-	-	-	-	-	-	-		-	-	-
					TC	-	-	-	-	-	-	-	-	-	-		-	-	
					S	-	-	-	-	-	-	-	-	-	-		-		
				T	-	-	-	-	-	-	-	-	-	-	-		-		
				Design	F	-	-	-	-	-	-	-	-	-	-		-	-	-
					TC	-	-	-	-	-	-	-	-	-	-		-	-	
					S	-	-	-	-	-	-	-	-	-	-		-		
				T	-	-	-	-	-	-	-	-	-	-	-		-		
				ROW	F	-	-	-	-	-	-	-	-	-	-		-	-	-
					TC	-	-	-	-	-	-	-	-	-	-		-	-	
S	-	-	-		-	-	-	-	-	-	-	-							
T	-	-	-	-	-	-	-	-	-	-	-	-							
Construction	F	-	-	-	-	-	-	-	-	-	-	-	14,200,000	-					
	TC	-	-	-	-	-	-	-	-	-	-	-	3,550,000	-					
	S	-	-	-	-	-	-	-	-	-	-	-	-	-					
	T	-	-	-	-	-	-	-	-	-	-	-	17,750,000	-					
Total Estimated Project Cost						-	-	17,750,000	-	-	-	-	17,750,000	-					

*Fund Reconciliation for each project can be found on pages FHWA-3 thru FHWA-6
 **Retroactive TC will be use for projects currently under construction..

GOVERNMENT OF PUERTO RICO
 PUERTO RICO DEPARTMENT OF TRANSPORTATION AND PUBLIC WORKS
 PUERTO RICO HIGHWAY AND TRANSPORTATION AUTHORITY
 TRANSPORTATION IMPROVEMENT PROGRAM
 FISCAL YEARS 2019-2022

Legend:
 F - Federal Funds
 TC - Toll Credits Funds
 S - State/Local Funds
 T - Total Funds

Núm.	AC-Code / Oracle # / Fed # / Program Code	Description	Town	Phase	Fed. Past Obligations / Locally Funded	2019				2020				2021				2022				Future Investment	Total Est. Cost	Remarks		
						F	TC	S	T	F	TC	S	T	F	TC	S	T	F	TC	S	T					
19	AC-900137 ZP-10, ZP-20, ZP-30	Rehabilitation, Replacement and Critical Bridges (2021)	Islandwide	NEPA	F	-	-	-	-	-	-	-	-	-	-	-	-	-	-	-	-	-	-	See Appendix A for Project List		
					TC	-	-	-	-	-	-	-	-	-	-	-	-	-	-	-	-	-	-		-	-
					S	-	-	-	-	-	-	-	-	-	-	-	-	-	-	-	-	-	-		-	-
				T	-	-	-	-	-	-	-	-	-	-	-	-	-	-	-	-	-	-	-		-	
				Pre-Engineering	F	-	-	-	-	-	-	-	-	-	-	-	-	-	-	-	-	-	-		-	-
					TC	-	-	-	-	-	-	-	-	-	-	-	-	-	-	-	-	-	-		-	-
					S	-	-	-	-	-	-	-	-	-	-	-	-	-	-	-	-	-	-		-	-
				T	-	-	-	-	-	-	-	-	-	-	-	-	-	-	-	-	-	-	-		-	-
				Design	F	-	-	-	-	-	-	-	-	-	-	-	-	-	-	-	-	-	-		-	-
					TC	-	-	-	-	-	-	-	-	-	-	-	-	-	-	-	-	-	-		-	-
					S	-	-	-	-	-	-	-	-	-	-	-	-	-	-	-	-	-	-		-	-
				T	-	-	-	-	-	-	-	-	-	-	-	-	-	-	-	-	-	-	-		-	-
				ROW	F	-	-	-	-	-	-	-	-	-	-	-	-	-	-	-	-	-	-		-	-
					TC	-	-	-	-	-	-	-	-	-	-	-	-	-	-	-	-	-	-		-	-
					S	-	-	-	-	-	-	-	-	-	-	-	-	-	-	-	-	-	-		-	-
T	-	-	-	-	-	-	-	-	-	-	-	-	-	-	-	-	-	-	-	-	-					
Construction	F	-	-	-	-	-	-	-	-	23,443,033	-	-	-	-	-	-	-	-	-	23,443,033	-					
	TC	-	-	-	-	-	-	-	-	5,860,758	-	-	-	-	-	-	-	-	-	5,860,758	-					
	S	-	-	-	-	-	-	-	-	1,542,305	-	-	-	-	-	-	-	-	-	1,542,305	-					
	T	-	-	-	-	-	-	-	-	30,846,096	-	-	-	-	-	-	-	-	-	30,846,096	-					
Total Estimated Project Cost					-	-	-	-	-	30,846,096	-	-	-	-	-	-	-	-	-	30,846,096	-					
20	AC-900138 ZP-10, ZP-20, ZP-30	Rehabilitation, Replacement and Critical Bridges (2022)	Islandwide	NEPA	F	-	-	-	-	-	-	-	-	-	-	-	-	-	-	-	-	-	Please See Appendix A for Project List			
					TC	-	-	-	-	-	-	-	-	-	-	-	-	-	-	-	-	-		-	-	-
					S	-	-	-	-	-	-	-	-	-	-	-	-	-	-	-	-	-		-	-	-
				T	-	-	-	-	-	-	-	-	-	-	-	-	-	-	-	-	-	-		-	-	
				Pre-Engineering	F	-	-	-	-	-	-	-	-	-	-	-	-	-	-	-	-	-		-	-	-
					TC	-	-	-	-	-	-	-	-	-	-	-	-	-	-	-	-	-		-	-	-
					S	-	-	-	-	-	-	-	-	-	-	-	-	-	-	-	-	-		-	-	-
				T	-	-	-	-	-	-	-	-	-	-	-	-	-	-	-	-	-	-		-	-	-
				Design	F	-	-	-	-	-	-	-	-	-	-	-	-	-	-	-	-	-		-	-	-
					TC	-	-	-	-	-	-	-	-	-	-	-	-	-	-	-	-	-		-	-	-
					S	-	-	-	-	-	-	-	-	-	-	-	-	-	-	-	-	-		-	-	-
				T	-	-	-	-	-	-	-	-	-	-	-	-	-	-	-	-	-	-		-	-	-
				ROW	F	-	-	-	-	-	-	-	-	-	-	-	-	-	-	-	-	-		-	-	-
					TC	-	-	-	-	-	-	-	-	-	-	-	-	-	-	-	-	-		-	-	-
					S	-	-	-	-	-	-	-	-	-	-	-	-	-	-	-	-	-		-	-	-
T	-	-	-	-	-	-	-	-	-	-	-	-	-	-	-	-	-	-	-	-	-					
Construction	F	-	-	-	-	-	-	-	-	-	-	-	24,394,537	-	-	-	-	-	-	24,394,537	-					
	TC	-	-	-	-	-	-	-	-	-	-	-	6,098,634	-	-	-	-	-	-	6,098,634	-					
	S	-	-	-	-	-	-	-	-	-	-	-	-	-	-	-	-	-	-	-	-					
	T	-	-	-	-	-	-	-	-	-	-	-	30,493,171	-	-	-	-	-	-	30,493,171	-					
Total Estimated Project Cost					-	-	-	-	-	-	-	-	30,493,171	-	-	-	-	-	-	30,493,171	-					

*Fund Reconciliation for each project can be found on pages FHWA-3 thru FHWA-6
 **Retroactive TC will be use for projects currently under construction..

GOVERNMENT OF PUERTO RICO
 PUERTO RICO DEPARTMENT OF TRANSPORTATION AND PUBLIC WORKS
 PUERTO RICO HIGHWAY AND TRANSPORTATION AUTHORITY
 TRANSPORTATION IMPROVEMENT PROGRAM
 FISCAL YEARS 2019-2022

Legend:
 F - Federal Funds
 TC - Toll Credits Funds
 S - State/Local Funds
 T - Total Funds

Núm.	AC-Code / Oracle # / Fed # / Program Code	Description	Town	Phase	Fed. Past Obligations / Locally Funded	2019	2020	2021	2022	Future Investment	Total Est. Cost	Remarks
21	AC-800513 ZP-10, ZP-20, ZP-30	Systematic Bridges Preservation Program (2019)	Islandwide	NEPA	F	-	-	-	-	-	-	-
					TC	-	-	-	-	-	-	
					S	-	-	-	-	-	-	
					T							
				Pre-Engineering	F	-	-	-	-	-	-	
					TC	-	-	-	-	-	-	
					S	-	-	-	-	-	-	
					T							
				Design	F	-	-	-	-	-	-	
					TC	-	-	-	-	-	-	
					S	-	-	-	-	-	-	
					T							
				ROW	F	-	-	-	-	-	-	
					TC	-	-	-	-	-	-	
					S	-	-	-	-	-	-	
					T							
Construction	F	-	3,360,000	-	-	-	-					
	TC	-	840,000	-	-	-	-					
	S	-	-	-	-	-	-					
	T		4,200,000									
						4,200,000				4,200,000		
22	AC-800517 ZP-10, ZP-20, ZP-30	Systematic Bridges Preservation Program (2020)	Islandwide	NEPA	F	-	-	-	-	-	-	-
					TC	-	-	-	-	-	-	
					S	-	-	-	-	-	-	
					T							
				Pre-Engineering	F	-	-	-	-	-	-	
					TC	-	-	-	-	-	-	
					S	-	-	-	-	-	-	
					T							
				Design	F	-	-	-	-	-	-	
					TC	-	-	-	-	-	-	
					S	-	-	-	-	-	-	
					T							
				ROW	F	-	-	-	-	-	-	
					TC	-	-	-	-	-	-	
					S	-	-	-	-	-	-	
					T							
Construction	F	-	-	5,200,000	-	-	-					
	TC	-	-	1,300,000	-	-	-					
	S	-	-	-	-	-	-					
	T			6,500,000								
						6,500,000				6,500,000		

*Fund Reconciliation for each project can be found on pages FHWA-3 thru FHWA-6
 **Retroactive TC will be use for projects currently under construction..

GOVERNMENT OF PUERTO RICO
 PUERTO RICO DEPARTMENT OF TRANSPORTATION AND PUBLIC WORKS
 PUERTO RICO HIGHWAY AND TRANSPORTATION AUTHORITY
 TRANSPORTATION IMPROVEMENT PROGRAM
 FISCAL YEARS 2019-2022

Legend:
 F - Federal Funds
 TC - Toll Credits Funds
 S - State/Local Funds
 T - Total Funds

Núm.	AC-Code / Oracle # / Fed # / Program Code	Description	Town	Phase	Fed. Past Obligations / Locally Funded	2019				2020				2021				2022				Future Investment	Total Est. Cost	Remarks
						2019				2020				2021				2022						
23	AC-800552 ZP-10, ZP-20, ZP-30	Systematic Bridges Preservation Program (2021)	Islandwide	NEPA	F	-	-	-	-	-	-	-	-	-	-	-	-	-	-	-	-	-	-	
					TC	-	-	-	-	-	-	-	-	-	-	-	-	-	-	-	-	-	-	
					S	-	-	-	-	-	-	-	-	-	-	-	-	-	-	-	-	-	-	
				T	-	-	-	-	-	-	-	-	-	-	-	-	-	-	-	-	-	-		
				Pre-Engineering	F	-	-	-	-	-	-	-	-	-	-	-	-	-	-	-	-	-	-	
					TC	-	-	-	-	-	-	-	-	-	-	-	-	-	-	-	-	-	-	
					S	-	-	-	-	-	-	-	-	-	-	-	-	-	-	-	-	-	-	
				T	-	-	-	-	-	-	-	-	-	-	-	-	-	-	-	-	-	-		
				Design	F	-	-	-	-	-	-	-	-	-	-	-	-	-	-	-	-	-	-	
					TC	-	-	-	-	-	-	-	-	-	-	-	-	-	-	-	-	-	-	
					S	-	-	-	-	-	-	-	-	-	-	-	-	-	-	-	-	-	-	
				T	-	-	-	-	-	-	-	-	-	-	-	-	-	-	-	-	-	-		
				ROW	F	-	-	-	-	-	-	-	-	-	-	-	-	-	-	-	-	-	-	
					TC	-	-	-	-	-	-	-	-	-	-	-	-	-	-	-	-	-	-	
					S	-	-	-	-	-	-	-	-	-	-	-	-	-	-	-	-	-	-	
T	-	-	-	-	-	-	-	-	-	-	-	-	-	-	-	-	-	-						
Construction	F	-	-	-	-	-	-	-	-	-	-	7,297,792	-	-	-	-	-	-	-					
	TC	-	-	-	-	-	-	-	-	-	-	1,824,448	-	-	-	-	-	-	-	Please See Appendix A for Project List				
	S	-	-	-	-	-	-	-	-	-	-	-	-	-	-	-	-	-	-					
T	-	-	-	-	-	-	-	-	-	-	9,122,240	-	-	-	-	-	-	-						
						-	-	-	-	-	-	9,122,240	-	-	-	-	-	-	-					
						-	-	-	-	-	-	9,122,240	-	-	-	-	-	-	-					
24	AC-800553 ZP-10, ZP-20, ZP-30	Systematic Bridges Preservation Program (2022)	Islandwide	NEPA	F	-	-	-	-	-	-	-	-	-	-	-	-	-	-	-	-	-	-	
					TC	-	-	-	-	-	-	-	-	-	-	-	-	-	-	-	-	-	-	
					S	-	-	-	-	-	-	-	-	-	-	-	-	-	-	-	-	-	-	
				T	-	-	-	-	-	-	-	-	-	-	-	-	-	-	-	-	-	-		
				Pre-Engineering	F	-	-	-	-	-	-	-	-	-	-	-	-	-	-	-	-	-	-	
					TC	-	-	-	-	-	-	-	-	-	-	-	-	-	-	-	-	-	-	
					S	-	-	-	-	-	-	-	-	-	-	-	-	-	-	-	-	-	-	
				T	-	-	-	-	-	-	-	-	-	-	-	-	-	-	-	-	-	-		
				Design	F	-	-	-	-	-	-	-	-	-	-	-	-	-	-	-	-	-	-	
					TC	-	-	-	-	-	-	-	-	-	-	-	-	-	-	-	-	-	-	
					S	-	-	-	-	-	-	-	-	-	-	-	-	-	-	-	-	-	-	
				T	-	-	-	-	-	-	-	-	-	-	-	-	-	-	-	-	-	-		
				ROW	F	-	-	-	-	-	-	-	-	-	-	-	-	-	-	-	-	-	-	
					TC	-	-	-	-	-	-	-	-	-	-	-	-	-	-	-	-	-	-	
					S	-	-	-	-	-	-	-	-	-	-	-	-	-	-	-	-	-	-	
T	-	-	-	-	-	-	-	-	-	-	-	-	-	-	-	-	-	-						
Construction	F	-	-	-	-	-	-	-	-	-	-	-	1,326,776	-	-	-	-	-	-					
	TC	-	-	-	-	-	-	-	-	-	-	-	331,694	-	-	-	-	-	-	Please See Appendix A for Project List				
	S	-	-	-	-	-	-	-	-	-	-	-	-	-	-	-	-	-	-					
T	-	-	-	-	-	-	-	-	-	-	-	1,658,470	-	-	-	-	-	-						
						-	-	-	-	-	-	-	1,658,470	-	-	-	-	-	-					
						-	-	-	-	-	-	-	1,658,470	-	-	-	-	-	-					

*Fund Reconciliation for each project can be found on pages FHWA-3 thru FHWA-6
 **Retroactive TC will be use for projects currently under construction..

GOVERNMENT OF PUERTO RICO
 PUERTO RICO DEPARTMENT OF TRANSPORTATION AND PUBLIC WORKS
 PUERTO RICO HIGHWAY AND TRANSPORTATION AUTHORITY
 TRANSPORTATION IMPROVEMENT PROGRAM
 FISCAL YEARS 2019-2022

Legend:
 F - Federal Funds
 TC - Toll Credits Funds
 S - State/Local Funds
 T - Total Funds

Núm.	AC-Code / Oracle # / Fed # / Program Code	Description	Town	Phase	Fed. Past Obligations / Locally Funded	2019				2020				2021				2022				Future Investment	Total Est. Cost	Remarks		
						F	TC	S	T	F	TC	S	T	F	TC	S	T	F	TC	S	T					
25	AC-992480 ZP-20	Bridge Inventory System NBIS 35	Islandwide	NEPA	F	-	-	-	-	-	-	-	-	-	-	-	-	-	-	-	-	-	-	-		
					TC	-	-	-	-	-	-	-	-	-	-	-	-	-	-	-	-	-	-	-	-	-
					S	-	-	-	-	-	-	-	-	-	-	-	-	-	-	-	-	-	-	-	-	-
				T	-	-	-	-	-	-	-	-	-	-	-	-	-	-	-	-	-	-	-	-	-	-
				Pre-Engineering	F	-	-	-	-	-	-	-	-	-	-	-	-	-	-	-	-	-	-	-	-	-
					TC	-	-	-	-	-	-	-	-	-	-	-	-	-	-	-	-	-	-	-	-	-
					S	-	-	-	-	-	-	-	-	-	-	-	-	-	-	-	-	-	-	-	-	-
				T	-	-	-	-	-	-	-	-	-	-	-	-	-	-	-	-	-	-	-	-	-	-
				Design	F	-	-	-	1,520,000	-	-	-	-	-	-	-	-	-	-	-	-	-	-	-	-	1,520,000
					TC	-	-	-	380,000	-	-	-	-	-	-	-	-	-	-	-	-	-	-	-	-	380,000
					S	-	-	-	100,000	-	-	-	-	-	-	-	-	-	-	-	-	-	-	-	-	100,000
				T	-	-	-	2,000,000	-	-	-	-	-	-	-	-	-	-	-	-	-	-	-	-	-	2,000,000
				ROW	F	-	-	-	-	-	-	-	-	-	-	-	-	-	-	-	-	-	-	-	-	-
					TC	-	-	-	-	-	-	-	-	-	-	-	-	-	-	-	-	-	-	-	-	-
					S	-	-	-	-	-	-	-	-	-	-	-	-	-	-	-	-	-	-	-	-	-
T	-	-	-	-	-	-	-	-	-	-	-	-	-	-	-	-	-	-	-	-	-	-				
Construction	F	-	-	-	-	-	-	-	-	-	-	-	-	-	-	-	-	-	-	-	-	-				
	TC	-	-	-	-	-	-	-	-	-	-	-	-	-	-	-	-	-	-	-	-	-				
	S	-	-	-	-	-	-	-	-	-	-	-	-	-	-	-	-	-	-	-	-	-				
T	-	-	-	-	-	-	-	-	-	-	-	-	-	-	-	-	-	-	-	-	-	-				
						-	2,000,000	-	-	-	-	-	-	-	-	-	-	-	-	-	-	2,000,000				
26	AC-992481 ZP-20	Bridge Inventory System NBIS 36	Islandwide	NEPA	F	-	-	-	-	-	-	-	-	-	-	-	-	-	-	-	-	-	-			
					TC	-	-	-	-	-	-	-	-	-	-	-	-	-	-	-	-	-	-	-	-	
					S	-	-	-	-	-	-	-	-	-	-	-	-	-	-	-	-	-	-	-	-	
				T	-	-	-	-	-	-	-	-	-	-	-	-	-	-	-	-	-	-	-	-	-	
				Pre-Engineering	F	-	-	-	-	-	-	-	-	-	-	-	-	-	-	-	-	-	-	-	-	-
					TC	-	-	-	-	-	-	-	-	-	-	-	-	-	-	-	-	-	-	-	-	-
					S	-	-	-	-	-	-	-	-	-	-	-	-	-	-	-	-	-	-	-	-	-
				T	-	-	-	-	-	-	-	-	-	-	-	-	-	-	-	-	-	-	-	-	-	-
				Design	F	-	-	-	-	-	-	984,973	-	-	-	-	-	-	-	-	-	-	-	-	-	984,973
					TC	-	-	-	-	-	-	246,243	-	-	-	-	-	-	-	-	-	-	-	-	-	246,243
					S	-	-	-	-	-	-	64,801	-	-	-	-	-	-	-	-	-	-	-	-	-	64,801
				T	-	-	-	-	-	-	1,296,017	-	-	-	-	-	-	-	-	-	-	-	-	-	-	1,296,017
				ROW	F	-	-	-	-	-	-	-	-	-	-	-	-	-	-	-	-	-	-	-	-	-
					TC	-	-	-	-	-	-	-	-	-	-	-	-	-	-	-	-	-	-	-	-	-
					S	-	-	-	-	-	-	-	-	-	-	-	-	-	-	-	-	-	-	-	-	-
T	-	-	-	-	-	-	-	-	-	-	-	-	-	-	-	-	-	-	-	-	-	-				
Construction	F	-	-	-	-	-	-	-	-	-	-	-	-	-	-	-	-	-	-	-	-	-				
	TC	-	-	-	-	-	-	-	-	-	-	-	-	-	-	-	-	-	-	-	-	-				
	S	-	-	-	-	-	-	-	-	-	-	-	-	-	-	-	-	-	-	-	-	-				
T	-	-	-	-	-	-	-	-	-	-	-	-	-	-	-	-	-	-	-	-	-	-				
Total Estimated Project Cost						-	-	-	1,296,017	-	-	-	-	-	-	-	-	-	-	-	-	1,296,017				

*Fund Reconciliation for each project can be found on pages FHWA-3 thru FHWA-6
 **Retroactive TC will be use for projects currently under construction..

GOVERNMENT OF PUERTO RICO
 PUERTO RICO DEPARTMENT OF TRANSPORTATION AND PUBLIC WORKS
 PUERTO RICO HIGHWAY AND TRANSPORTATION AUTHORITY
 TRANSPORTATION IMPROVEMENT PROGRAM
 FISCAL YEARS 2019-2022

Legend:
 F - Federal Funds
 TC - Toll Credits Funds
 S - State/Local Funds
 T - Total Funds

Núm.	AC-Code / Oracle # / Fed # / Program Code	Description	Town	Phase	Fed. Past Obligations / Locally Funded	2019				2020				2021				2022				Future Investment	Total Est. Cost	Remarks	
27	AC-992482 ZP-20	Bridge Inventory System NBIS 37	Islandwide	NEPA	F	-	-	-	-	-	-	-	-	-	-	-	-	-	-	-	-				
					TC	-	-	-	-	-	-	-	-	-	-	-	-	-	-	-	-	-	-		
					S	-	-	-	-	-	-	-	-	-	-	-	-	-	-	-	-	-	-	-	
				T	-	-	-	-	-	-	-	-	-	-	-	-	-	-	-	-	-	-	-	-	
				Pre-Engineering	F	-	-	-	-	-	-	-	-	-	-	-	-	-	-	-	-	-	-	-	-
					TC	-	-	-	-	-	-	-	-	-	-	-	-	-	-	-	-	-	-	-	-
					S	-	-	-	-	-	-	-	-	-	-	-	-	-	-	-	-	-	-	-	-
				T	-	-	-	-	-	-	-	-	-	-	-	-	-	-	-	-	-	-	-	-	-
				Design	F	-	-	-	-	-	-	-	-	1,200,000	-	-	-	-	-	-	-	-	-	-	1,200,000
					TC	-	-	-	-	-	-	-	-	300,000	-	-	-	-	-	-	-	-	-	-	300,000
					S	-	-	-	-	-	-	-	-	-	-	-	-	-	-	-	-	-	-	-	-
				T	-	-	-	-	-	-	-	-	-	1,500,000	-	-	-	-	-	-	-	-	-	-	1,500,000
				ROW	F	-	-	-	-	-	-	-	-	-	-	-	-	-	-	-	-	-	-	-	-
					TC	-	-	-	-	-	-	-	-	-	-	-	-	-	-	-	-	-	-	-	-
S	-	-	-		-	-	-	-	-	-	-	-	-	-	-	-	-	-	-	-	-				
T	-	-	-	-	-	-	-	-	-	-	-	-	-	-	-	-	-	-	-	-	-				
Construction	F	-	-	-	-	-	-	-	-	-	-	-	-	-	-	-	-	-	-	-	-				
	TC	-	-	-	-	-	-	-	-	-	-	-	-	-	-	-	-	-	-	-	-				
	S	-	-	-	-	-	-	-	-	-	-	-	-	-	-	-	-	-	-	-	-				
T	-	-	-	-	-	-	-	-	-	-	-	-	-	-	-	-	-	-	-	-	-				
Total Estimated Project Cost						-	-	-	-	1,500,000	-	-	-	-	-	-	-	-	-	-	1,500,000				
28	AC-992483 ZP-20	Bridge Inventory System NBIS 38	Islandwide	NEPA	F	-	-	-	-	-	-	-	-	-	-	-	-	-	-	-	-				
					TC	-	-	-	-	-	-	-	-	-	-	-	-	-	-	-	-	-	-	-	
					S	-	-	-	-	-	-	-	-	-	-	-	-	-	-	-	-	-	-	-	-
				T	-	-	-	-	-	-	-	-	-	-	-	-	-	-	-	-	-	-	-	-	-
				Pre-Engineering	F	-	-	-	-	-	-	-	-	-	-	-	-	-	-	-	-	-	-	-	-
					TC	-	-	-	-	-	-	-	-	-	-	-	-	-	-	-	-	-	-	-	-
					S	-	-	-	-	-	-	-	-	-	-	-	-	-	-	-	-	-	-	-	-
				T	-	-	-	-	-	-	-	-	-	-	-	-	-	-	-	-	-	-	-	-	-
				Design	F	-	-	-	-	-	-	-	-	-	-	1,200,000	-	-	-	-	-	-	-	-	1,200,000
					TC	-	-	-	-	-	-	-	-	-	-	300,000	-	-	-	-	-	-	-	-	300,000
					S	-	-	-	-	-	-	-	-	-	-	-	-	-	-	-	-	-	-	-	-
				T	-	-	-	-	-	-	-	-	-	-	1,500,000	-	-	-	-	-	-	-	-	-	1,500,000
				ROW	F	-	-	-	-	-	-	-	-	-	-	-	-	-	-	-	-	-	-	-	-
					TC	-	-	-	-	-	-	-	-	-	-	-	-	-	-	-	-	-	-	-	-
S	-	-	-		-	-	-	-	-	-	-	-	-	-	-	-	-	-	-	-	-				
T	-	-	-	-	-	-	-	-	-	-	-	-	-	-	-	-	-	-	-	-	-				
Construction	F	-	-	-	-	-	-	-	-	-	-	-	-	-	-	-	-	-	-	-	-				
	TC	-	-	-	-	-	-	-	-	-	-	-	-	-	-	-	-	-	-	-	-				
	S	-	-	-	-	-	-	-	-	-	-	-	-	-	-	-	-	-	-	-	-				
T	-	-	-	-	-	-	-	-	-	-	-	-	-	-	-	-	-	-	-	-	-				
Total Estimated Project Cost						-	-	-	-	-	-	1,500,000	-	-	-	-	-	-	-	-	1,500,000				

*Fund Reconciliation for each project can be found on pages FHWA-3 thru FHWA-6
 **Retroactive TC will be use for projects currently under construction..

GOVERNMENT OF PUERTO RICO
 PUERTO RICO DEPARTMENT OF TRANSPORTATION AND PUBLIC WORKS
 PUERTO RICO HIGHWAY AND TRANSPORTATION AUTHORITY
 TRANSPORTATION IMPROVEMENT PROGRAM
 FISCAL YEARS 2019-2022

Legend:
 F - Federal Funds
 TC - Toll Credits Funds
 S - State/Local Funds
 T - Total Funds

Núm.	AC-Code / Oracle # / Fed # / Program Code	Description	Town	Phase	Fed. Past Obligations / Locally Funded	2019	2020	2021	2022	Future Investment	Total Est. Cost	Remarks
29	AC-990153 L009900153 ZP-10, ZP-20, ZP-30	Intelligent Transportation System (ITS) (2019)	Islandwide	NEPA	F	-	-	-	-	-	-	-
					TC	-	-	-	-	-	-	
					S	-	-	-	-	-	-	
					T	-	-	-	-	-	-	
				Pre-Engineering	F	-	-	-	-	-	-	
					TC	-	-	-	-	-	-	
					S	-	-	-	-	-	-	
					T	-	-	-	-	-	-	
				Design	F	-	-	-	-	-	-	
					TC	-	-	-	-	-	-	
					S	-	-	-	-	-	-	
					T	-	-	-	-	-	-	
				ROW	F	-	-	-	-	-	-	
					TC	-	-	-	-	-	-	
					S	-	-	-	-	-	-	
					T	-	-	-	-	-	-	
Construction	F	-	2,000,000	-	-	-	-					
	TC	-	500,000	-	-	-	-					
	S	-	-	-	-	-	-					
	T	-	2,500,000	-	-	-	-					
Total Estimated Project Cost						-	2,500,000	-	-	-	2,500,000	Please See Appendix D for Project List
30	AC-990156 L009900156 ZP-10, ZP-20, ZP-30	Intelligent Transportation System (ITS) (2020)	Islandwide	NEPA	F	-	-	-	-	-	-	-
					TC	-	-	-	-	-	-	
					S	-	-	-	-	-	-	
					T	-	-	-	-	-	-	
				Pre-Engineering	F	-	-	-	-	-	-	
					TC	-	-	-	-	-	-	
					S	-	-	-	-	-	-	
					T	-	-	-	-	-	-	
				Design	F	-	-	-	-	-	-	
					TC	-	-	-	-	-	-	
					S	-	-	-	-	-	-	
					T	-	-	-	-	-	-	
				ROW	F	-	-	-	-	-	-	
					TC	-	-	-	-	-	-	
					S	-	-	-	-	-	-	
					T	-	-	-	-	-	-	
Construction	F	-	-	3,200,000	-	-	-					
	TC	-	-	800,000	-	-	-					
	S	-	-	-	-	-	-					
	T	-	-	4,000,000	-	-	-					
Total Estimated Project Cost						-	4,000,000	-	-	-	4,000,000	Please See Appendix D for Project List

*Fund Reconciliation for each project can be found on pages FHWA-3 thru FHWA-6
 **Retroactive TC will be use for projects currently under construction..

GOVERNMENT OF PUERTO RICO
 PUERTO RICO DEPARTMENT OF TRANSPORTATION AND PUBLIC WORKS
 PUERTO RICO HIGHWAY AND TRANSPORTATION AUTHORITY
 TRANSPORTATION IMPROVEMENT PROGRAM
 FISCAL YEARS 2019-2022

Legend:
 F - Federal Funds
 TC - Toll Credits Funds
 S - State/Local Funds
 T - Total Funds

Núm.	AC-Code / Oracle # / Fed # / Program Code	Description	Town	Phase	Fed. Past Obligations / Locally Funded	2019	2020	2021	2022	Future Investment	Total Est. Cost	Remarks		
31	AC-990165 ZP-10, ZP-20, ZP-30	Intelligent Transportation System (ITS) (2021)	Islandwide	NEPA	F	-	-	-	-	-	-			
					TC	-	-	-	-	-	-			
					S	-	-	-	-	-	-			
					T	-	-	-	-	-	-			
				Pre-Engineering	F	-	-	-	-	-	-	-	-	
					TC	-	-	-	-	-	-	-	-	
					S	-	-	-	-	-	-	-	-	
					T	-	-	-	-	-	-	-	-	
				Design	F	-	-	-	-	-	-	-	-	
					TC	-	-	-	-	-	-	-	-	
					S	-	-	-	-	-	-	-	-	
					T	-	-	-	-	-	-	-	-	
				ROW	F	-	-	-	-	-	-	-	-	
					TC	-	-	-	-	-	-	-	-	
					S	-	-	-	-	-	-	-	-	
					T	-	-	-	-	-	-	-	-	
Construction	F	-	-	-	-	5,440,000	-	-	-	5,440,000	Please See Appendix D for Project List			
	TC	-	-	-	-	1,360,000	-	-	-	1,360,000				
	S	-	-	-	-	-	-	-	-	-				
	T	-	-	-	-	6,800,000	-	-	-	6,800,000				
Total Estimated Project Cost						-	-	6,800,000	-	-	6,800,000			
32	AC-990166 ZP-10, ZP-20, ZP-30	Intelligent Transportation System (ITS) (2022)	Islandwide	NEPA	F	-	-	-	-	-	-			
					TC	-	-	-	-	-	-	-		
					S	-	-	-	-	-	-	-		
					T	-	-	-	-	-	-	-		
				Pre-Engineering	F	-	-	-	-	-	-	-	-	
					TC	-	-	-	-	-	-	-	-	
					S	-	-	-	-	-	-	-	-	
					T	-	-	-	-	-	-	-	-	
				Design	F	-	-	-	-	-	-	-	-	
					TC	-	-	-	-	-	-	-	-	
					S	-	-	-	-	-	-	-	-	
					T	-	-	-	-	-	-	-	-	
				ROW	F	-	-	-	-	-	-	-	-	
					TC	-	-	-	-	-	-	-	-	
					S	-	-	-	-	-	-	-	-	
					T	-	-	-	-	-	-	-	-	
Construction	F	-	-	-	-	-	5,480,000	-	-	5,480,000	Please See Appendix D for Project List			
	TC	-	-	-	-	-	1,370,000	-	-	1,370,000				
	S	-	-	-	-	-	-	-	-	-				
	T	-	-	-	-	-	6,850,000	-	-	6,850,000				
Total Estimated Project Cost						-	-	6,850,000	-	-	6,850,000			

*Fund Reconciliation for each project can be found on pages FHWA-3 thru FHWA-6
 **Retroactive TC will be use for projects currently under construction..

GOVERNMENT OF PUERTO RICO
 PUERTO RICO DEPARTMENT OF TRANSPORTATION AND PUBLIC WORKS
 PUERTO RICO HIGHWAY AND TRANSPORTATION AUTHORITY
 TRANSPORTATION IMPROVEMENT PROGRAM
 FISCAL YEARS 2019-2022

Legend:
 F - Federal Funds
 TC - Toll Credits Funds
 S - State/Local Funds
 T - Total Funds

Núm.	AC-Code / Oracle # / Fed # / Program Code	Description	Town	Phase	Fed. Past Obligations / Locally Funded	2019				2020				2021				2022				Future Investment	Total Est. Cost	Remarks
						F	TC	S	T	F	TC	S	T	F	TC	S	T	F	TC	S	T			
33	AC-800514 L009999514 ZP-10, ZP-20, ZP-30 ZP-40, ZP-50	Highway Safety Improvements 2019	Islandwide	NEPA	F	-	-	-	-	-	-	-	-	-	-	-	-	-	-	-	-	Change in Project Name. All previous safety lump sum projects have been grouped into one - Highway Safety Improvements.		
					TC	-	-	-	-	-	-	-	-	-	-	-	-	-	-	-	-		-	
					S	-	-	-	-	-	-	-	-	-	-	-	-	-	-	-	-		-	-
				Pre-Engineering	F	-	-	-	-	-	-	-	-	-	-	-	-	-	-	-	-		-	-
					TC	-	-	-	-	-	-	-	-	-	-	-	-	-	-	-	-		-	-
					S	-	-	-	-	-	-	-	-	-	-	-	-	-	-	-	-		-	-
				Design	F	-	-	-	-	-	-	-	-	-	-	-	-	-	-	-	-		-	-
					TC	-	-	-	-	-	-	-	-	-	-	-	-	-	-	-	-		-	-
					S	-	-	-	-	-	-	-	-	-	-	-	-	-	-	-	-		-	-
				ROW	F	-	-	-	-	-	-	-	-	-	-	-	-	-	-	-	-		-	-
					TC	-	-	-	-	-	-	-	-	-	-	-	-	-	-	-	-		-	-
					S	-	-	-	-	-	-	-	-	-	-	-	-	-	-	-	-		-	-
				Construction	F	-	-	-	-	12,425,069	-	-	-	-	-	-	-	-	-	-	-		-	-
					TC	-	-	-	-	3,106,267	-	-	-	-	-	-	-	-	-	-	-		-	-
S	-	-	-		-	-	-	-	-	-	-	-	-	-	-	-	-	-	-					
Total Estimated Project Cost						-	15,531,337	-	-	-	-	-	-	-	-	-	-	-	15,531,337					
34	AC-800521 L009999521 ZP-10, ZP-20, ZP-30 ZP-40, ZP-50	Highway Safety Improvements 2020	Islandwide	NEPA	F	-	-	-	-	-	-	-	-	-	-	-	-	-	-	-	Change in Project Name. All previous safety lump sum projects have been grouped into one - Highway Safety Improvements.			
					TC	-	-	-	-	-	-	-	-	-	-	-	-	-	-	-		-		
					S	-	-	-	-	-	-	-	-	-	-	-	-	-	-	-		-	-	
				Pre-Engineering	F	-	-	-	-	-	-	-	-	-	-	-	-	-	-	-		-	-	
					TC	-	-	-	-	-	-	-	-	-	-	-	-	-	-	-		-	-	
					S	-	-	-	-	-	-	-	-	-	-	-	-	-	-	-		-	-	
				Design	F	-	-	-	-	-	-	-	-	-	-	-	-	-	-	-		-	-	
					TC	-	-	-	-	-	-	-	-	-	-	-	-	-	-	-		-	-	
					S	-	-	-	-	-	-	-	-	-	-	-	-	-	-	-		-	-	
				ROW	F	-	-	-	-	-	-	-	-	-	-	-	-	-	-	-		-	-	
					TC	-	-	-	-	-	-	-	-	-	-	-	-	-	-	-		-	-	
					S	-	-	-	-	-	-	-	-	-	-	-	-	-	-	-		-	-	
				Construction	F	-	-	-	-	-	-	16,315,831	-	-	-	-	-	-	-	-		-	-	-
					TC	-	-	-	-	-	-	4,078,958	-	-	-	-	-	-	-	-		-	-	-
S	-	-	-		-	-	-	-	-	-	-	-	-	-	-	-	-	-	-					
Total Estimated Project Cost						-	-	20,394,789	-	-	-	-	-	-	-	-	-	20,394,789						

*Fund Reconciliation for each project can be found on pages FHWA-3 thru FHWA-6
 **Retroactive TC will be use for projects currently under construction..

GOVERNMENT OF PUERTO RICO
 PUERTO RICO DEPARTMENT OF TRANSPORTATION AND PUBLIC WORKS
 PUERTO RICO HIGHWAY AND TRANSPORTATION AUTHORITY
 TRANSPORTATION IMPROVEMENT PROGRAM
 FISCAL YEARS 2019-2022

Legend:
 F - Federal Funds
 TC - Toll Credits Funds
 S - State/Local Funds
 T - Total Funds

Núm.	AC-Code / Oracle # / Fed # / Program Code	Description	Town	Phase	Fed. Past Obligations / Locally Funded	2019	2020	2021	2022	Future Investment	Total Est. Cost	Remarks			
35	AC-800554 ZP-10, ZP-20, ZP-30 ZP-40, ZP-50	Highway Safety Improvements 2021	Islandwide	NEPA	F	-	-	-	-	-	-	-			
					TC	-	-	-	-	-	-				
					S	-	-	-	-	-	-				
					T	-	-	-	-	-	-				
				Pre-Engineering	F	-	-	-	-	-	-	-	-	-	Change in Project Name. All previous safety lump sum projects have been grouped into one - Highway Safety Improvements.
					TC	-	-	-	-	-	-	-	-		
					S	-	-	-	-	-	-	-			
					T	-	-	-	-	-	-				
				Design	F	-	-	-	-	-	-	-	-		
					TC	-	-	-	-	-	-	-			
					S	-	-	-	-	-	-				
					T	-	-	-	-	-	-				
				ROW	F	-	-	-	-	-	-	-	-		
					TC	-	-	-	-	-	-	-			
					S	-	-	-	-	-	-				
T	-	-	-		-	-	-								
Construction	F	-	-	-	-	21,606,933	-	-	-	21,606,933					
	TC	-	-	-	-	5,401,733	-	-	-	5,401,733					
	S	-	-	-	-	-	-	-	-	-					
	T	-	-	-	-	27,008,666	-	-	-	27,008,666					
Total Estimated Project Cost						-	-	27,008,666	-	-	27,008,666				
36	AC-800555 ZP-10, ZP-20, ZP-30 ZP-40, ZP-50	Highway Safety Improvements 2022	Islandwide	NEPA	F	-	-	-	-	-	-	-			
					TC	-	-	-	-	-	-				
					S	-	-	-	-	-	-				
					T	-	-	-	-	-	-				
				Pre-Engineering	F	-	-	-	-	-	-	-	-	-	Change in Project Name. All previous safety lump sum projects have been grouped into one - Highway Safety Improvements.
					TC	-	-	-	-	-	-	-	-		
					S	-	-	-	-	-	-	-			
					T	-	-	-	-	-	-				
				Design	F	-	-	-	-	-	-	-	-		
					TC	-	-	-	-	-	-	-			
					S	-	-	-	-	-	-				
					T	-	-	-	-	-	-				
				ROW	F	-	-	-	-	-	-	-	-		
					TC	-	-	-	-	-	-	-			
					S	-	-	-	-	-	-				
T	-	-	-		-	-	-								
Construction	F	-	-	-	-	-	26,400,000	-	-	26,400,000					
	TC	-	-	-	-	-	6,600,000	-	-	6,600,000					
	S	-	-	-	-	-	-	-	-	-					
	T	-	-	-	-	-	33,000,000	-	-	33,000,000					
Total Estimated Project Cost						-	-	-	33,000,000	-	33,000,000				

*Fund Reconciliation for each project can be found on pages FHWA-3 thru FHWA-6
 **Retroactive TC will be use for projects currently under construction..

GOVERNMENT OF PUERTO RICO
 PUERTO RICO DEPARTMENT OF TRANSPORTATION AND PUBLIC WORKS
 PUERTO RICO HIGHWAY AND TRANSPORTATION AUTHORITY
 TRANSPORTATION IMPROVEMENT PROGRAM
 FISCAL YEARS 2019-2022

Legend:
 F - Federal Funds
 TC - Toll Credits Funds
 S - State/Local Funds
 T - Total Funds

Núm.	AC-Code / Oracle # / Fed # / Program Code	Description	Town	Phase	Fed. Past Obligations / Locally Funded	2019	2020	2021	2022	Future Investment	Total Est. Cost	Remarks
37	AC-800515 ZP-10, ZP-20, ZP-30 ZP-40, ZP-50	Implementation of Strategic Highway Safety Plan (2019)	Islandwide	NEPA	F	-	-	-	-	-	-	-
					TC	-	-	-	-	-	-	
					S	-	-	-	-	-	-	
					T	-	-	-	-	-	-	
				Pre-Engineering	F	-	-	-	-	-	-	
					TC	-	-	-	-	-	-	
					S	-	-	-	-	-	-	
					T	-	-	-	-	-	-	
				Design	F	-	-	-	-	-	-	
					TC	-	-	-	-	-	-	
					S	-	-	-	-	-	-	
					T	-	-	-	-	-	-	
				ROW	F	-	-	-	-	-	-	
					TC	-	-	-	-	-	-	
					S	-	-	-	-	-	-	
					T	-	-	-	-	-	-	
Construction	F	-	400,000	-	-	-	-					
	TC	-	100,000	-	-	-	-					
	S	-	-	-	-	-	-					
	T	-	500,000	-	-	-	-					
Total Estimated Project Cost					-	500,000	-	-	-	-	500,000	
38	AC-800520 ZP-10, ZP-20, ZP-30 ZP-40, ZP-50	Implementation of Strategic Highway Safety Plan (2020)	Islandwide	NEPA	F	-	-	-	-	-	-	-
					TC	-	-	-	-	-	-	
					S	-	-	-	-	-	-	
					T	-	-	-	-	-	-	
				Pre-Engineering	F	-	-	-	-	-	-	
					TC	-	-	-	-	-	-	
					S	-	-	-	-	-	-	
					T	-	-	-	-	-	-	
				Design	F	-	-	-	-	-	-	
					TC	-	-	-	-	-	-	
					S	-	-	-	-	-	-	
					T	-	-	-	-	-	-	
				ROW	F	-	-	-	-	-	-	
					TC	-	-	-	-	-	-	
					S	-	-	-	-	-	-	
					T	-	-	-	-	-	-	
Construction	F	-	-	400,000	-	-	-					
	TC	-	-	100,000	-	-	-					
	S	-	-	-	-	-	-					
	T	-	-	500,000	-	-	-					
Total Estimated Project Cost					-	-	500,000	-	-	-	500,000	

*Fund Reconciliation for each project can be found on pages FHWA-3 thru FHWA-6
 **Retroactive TC will be use for projects currently under construction..

GOVERNMENT OF PUERTO RICO
 PUERTO RICO DEPARTMENT OF TRANSPORTATION AND PUBLIC WORKS
 PUERTO RICO HIGHWAY AND TRANSPORTATION AUTHORITY
 TRANSPORTATION IMPROVEMENT PROGRAM
 FISCAL YEARS 2019-2022

Legend:
 F - Federal Funds
 TC - Toll Credits Funds
 S - State/Local Funds
 T - Total Funds

Núm.	AC-Code / Oracle # / Fed # / Program Code	Description	Town	Phase	Fed. Past Obligations / Locally Funded	2019				2020				2021				2022				Future Investment	Total Est. Cost	Remarks		
						F	TC	S	T	F	TC	S	T	F	TC	S	T	F	TC	S	T					
39	AC-800558 ZP-10, ZP-20, ZP-30 ZP-40, ZP-50	Implementation of Strategic Highway Safety Plan (2021)	Islandwide	NEPA	F	-	-	-	-	-	-	-	-	-	-	-	-	-	-	-	-	-	-	-		
					TC	-	-	-	-	-	-	-	-	-	-	-	-	-	-	-	-	-	-	-	-	-
					S	-	-	-	-	-	-	-	-	-	-	-	-	-	-	-	-	-	-	-	-	-
					T	-	-	-	-	-	-	-	-	-	-	-	-	-	-	-	-	-	-	-	-	-
				Pre-Engineering	F	-	-	-	-	-	-	-	-	-	-	-	-	-	-	-	-	-	-	-	-	-
					TC	-	-	-	-	-	-	-	-	-	-	-	-	-	-	-	-	-	-	-	-	-
					S	-	-	-	-	-	-	-	-	-	-	-	-	-	-	-	-	-	-	-	-	-
					T	-	-	-	-	-	-	-	-	-	-	-	-	-	-	-	-	-	-	-	-	-
				Design	F	-	-	-	-	-	-	-	-	-	-	-	-	-	-	-	-	-	-	-	-	-
					TC	-	-	-	-	-	-	-	-	-	-	-	-	-	-	-	-	-	-	-	-	-
					S	-	-	-	-	-	-	-	-	-	-	-	-	-	-	-	-	-	-	-	-	-
					T	-	-	-	-	-	-	-	-	-	-	-	-	-	-	-	-	-	-	-	-	-
				ROW	F	-	-	-	-	-	-	-	-	-	-	-	-	-	-	-	-	-	-	-	-	-
					TC	-	-	-	-	-	-	-	-	-	-	-	-	-	-	-	-	-	-	-	-	-
					S	-	-	-	-	-	-	-	-	-	-	-	-	-	-	-	-	-	-	-	-	-
					T	-	-	-	-	-	-	-	-	-	-	-	-	-	-	-	-	-	-	-	-	-
Construction	F	-	-	-	-	-	-	-	-	-	-	-	-	-	-	-	-	-	-	-	-	-				
	TC	-	-	-	-	-	-	-	-	-	-	-	-	-	-	-	-	-	-	-	-	-				
	S	-	-	-	-	-	-	-	-	-	-	-	-	-	-	-	-	-	-	-	-	-				
	T	-	-	-	-	-	-	-	-	-	-	-	-	-	-	-	-	-	-	-	-	-				
Total Estimated Project Cost					-	-	-	-	-	-	-	-	-	-	-	-	-	-	-	-	-	-	-			
40	AC-800559 ZP-10, ZP-20, ZP-30 ZP-40, ZP-50	Implementation of Strategic Highway Safety Plan (2022)	Islandwide	NEPA	F	-	-	-	-	-	-	-	-	-	-	-	-	-	-	-	-	-	-	-		
					TC	-	-	-	-	-	-	-	-	-	-	-	-	-	-	-	-	-	-	-	-	
					S	-	-	-	-	-	-	-	-	-	-	-	-	-	-	-	-	-	-	-	-	-
					T	-	-	-	-	-	-	-	-	-	-	-	-	-	-	-	-	-	-	-	-	-
				Pre-Engineering	F	-	-	-	-	-	-	-	-	-	-	-	-	-	-	-	-	-	-	-	-	-
					TC	-	-	-	-	-	-	-	-	-	-	-	-	-	-	-	-	-	-	-	-	-
					S	-	-	-	-	-	-	-	-	-	-	-	-	-	-	-	-	-	-	-	-	-
					T	-	-	-	-	-	-	-	-	-	-	-	-	-	-	-	-	-	-	-	-	-
				Design	F	-	-	-	-	-	-	-	-	-	-	-	-	-	-	-	-	-	-	-	-	-
					TC	-	-	-	-	-	-	-	-	-	-	-	-	-	-	-	-	-	-	-	-	-
					S	-	-	-	-	-	-	-	-	-	-	-	-	-	-	-	-	-	-	-	-	-
					T	-	-	-	-	-	-	-	-	-	-	-	-	-	-	-	-	-	-	-	-	-
				ROW	F	-	-	-	-	-	-	-	-	-	-	-	-	-	-	-	-	-	-	-	-	-
					TC	-	-	-	-	-	-	-	-	-	-	-	-	-	-	-	-	-	-	-	-	-
					S	-	-	-	-	-	-	-	-	-	-	-	-	-	-	-	-	-	-	-	-	-
					T	-	-	-	-	-	-	-	-	-	-	-	-	-	-	-	-	-	-	-	-	-
Construction	F	-	-	-	-	-	-	-	-	-	-	-	-	-	-	-	-	-	-	-	-	-				
	TC	-	-	-	-	-	-	-	-	-	-	-	-	-	-	-	-	-	-	-	-	-				
	S	-	-	-	-	-	-	-	-	-	-	-	-	-	-	-	-	-	-	-	-	-				
	T	-	-	-	-	-	-	-	-	-	-	-	-	-	-	-	-	-	-	-	-	-				
Total Estimated Project Cost					-	-	-	-	-	-	-	-	-	-	-	-	-	-	-	-	-	-	-			

*Fund Reconciliation for each project can be found on pages FHWA-3 thru FHWA-6
 **Retroactive TC will be use for projects currently under construction..

GOVERNMENT OF PUERTO RICO
 PUERTO RICO DEPARTMENT OF TRANSPORTATION AND PUBLIC WORKS
 PUERTO RICO HIGHWAY AND TRANSPORTATION AUTHORITY
 TRANSPORTATION IMPROVEMENT PROGRAM
 FISCAL YEARS 2019-2022

Legend:
 F - Federal Funds
 TC - Toll Credits Funds
 S - State/Local Funds
 T - Total Funds

Núm.	AC-Code / Oracle # / Fed # / Program Code	Description	Town	Phase	Fed. Past Obligations / Locally Funded					Future Investment	Total Est. Cost	Remarks			
						2019	2020	2021	2022						
41	AC-990154 L009900154 ZP-40, ZP-50	Highway Safety Improvements - Puerto Rico Section 154 and 164 Penalty (HSIP-Eligible Activities) (2019)	Islandwide	NEPA	F	-	-	-	-	-	-	-			
					TC	-	-	-	-	-	-	-			
					S	-	-	-	-	-	-	-			
								T	-	-	-	-	-	-	-
				Pre-Engineering	F	-	-	-	-	-	-	-	-	-	-
					TC	-	-	-	-	-	-	-	-	-	-
					S	-	-	-	-	-	-	-	-	-	-
								T	-	-	-	-	-	-	-
				Design	F	-	-	-	-	-	-	-	-	-	-
					TC	-	-	-	-	-	-	-	-	-	-
					S	-	-	-	-	-	-	-	-	-	-
								T	-	-	-	-	-	-	-
				ROW	F	-	-	-	-	-	-	-	-	-	-
					TC	-	-	-	-	-	-	-	-	-	-
					S	-	-	-	-	-	-	-	-	-	-
				T	-	-	-	-	-	-	-				
Construction	F	-	3,040,000	-	-	-	-	-	-	3,040,000	-				
	TC	-	760,000	-	-	-	-	-	-	760,000	Please See Appendix B for Project List				
	S	-	-	-	-	-	-	-	-	-	-				
				T	-	3,800,000	-	-	-	3,800,000	-				
Total Estimated Project Cost						-	3,800,000	-	-	-	3,800,000	-			
42	AC-990157 L009900157 ZP-40, ZP-50	Highway Safety Improvements - Puerto Rico Section 154 and 164 Penalty (HSIP-Eligible Activities) (2020)	Islandwide	NEPA	F	-	-	-	-	-	-	-			
					TC	-	-	-	-	-	-	-	-		
					S	-	-	-	-	-	-	-	-		
								T	-	-	-	-	-	-	
				Pre-Engineering	F	-	-	-	-	-	-	-	-	-	-
					TC	-	-	-	-	-	-	-	-	-	-
					S	-	-	-	-	-	-	-	-	-	-
								T	-	-	-	-	-	-	-
				Design	F	-	-	-	-	-	-	-	-	-	-
					TC	-	-	-	-	-	-	-	-	-	-
					S	-	-	-	-	-	-	-	-	-	-
								T	-	-	-	-	-	-	-
				ROW	F	-	-	-	-	-	-	-	-	-	-
					TC	-	-	-	-	-	-	-	-	-	-
					S	-	-	-	-	-	-	-	-	-	-
				T	-	-	-	-	-	-	-				
Construction	F	-	-	3,040,000	-	-	-	-	-	3,040,000	-				
	TC	-	-	760,000	-	-	-	-	-	760,000	Please See Appendix B for Project List				
	S	-	-	-	-	-	-	-	-	-	-				
				T	-	3,800,000	-	-	-	3,800,000	-				
Total Estimated Project Cost						-	3,800,000	-	-	-	3,800,000	-			

*Fund Reconciliation for each project can be found on pages FHWA-3 thru FHWA-6
 **Retroactive TC will be use for projects currently under construction..

GOVERNMENT OF PUERTO RICO
 PUERTO RICO DEPARTMENT OF TRANSPORTATION AND PUBLIC WORKS
 PUERTO RICO HIGHWAY AND TRANSPORTATION AUTHORITY
 TRANSPORTATION IMPROVEMENT PROGRAM
 FISCAL YEARS 2019-2022

Legend:
 F - Federal Funds
 TC - Toll Credits Funds
 S - State/Local Funds
 T - Total Funds

Núm.	AC-Code / Oracle # / Fed # / Program Code	Description	Town	Phase	Fed. Past Obligations / Locally Funded	2019				2020				2021				2022				Future Investment	Total Est. Cost	Remarks			
						F	TC	S	T	F	TC	S	T	F	TC	S	T	F	TC	S	T						
43	AC-990168 ZP-40, ZP-50	Highway Safety Improvements - Puerto Rico Section 154 and 164 Penalty (HSIP-Eligible Activities) (2021)	Islandwide	NEPA	F	-	-	-	-	-	-	-	-	-	-	-	-	-	-	-	-	-	-	-			
					TC	-	-	-	-	-	-	-	-	-	-	-	-	-	-	-	-	-	-	-	-	-	
					S	-	-	-	-	-	-	-	-	-	-	-	-	-	-	-	-	-	-	-	-	-	-
					T	-	-	-	-	-	-	-	-	-	-	-	-	-	-	-	-	-	-	-	-	-	-
				Pre-Engineering	F	-	-	-	-	-	-	-	-	-	-	-	-	-	-	-	-	-	-	-	-	-	-
					TC	-	-	-	-	-	-	-	-	-	-	-	-	-	-	-	-	-	-	-	-	-	-
					S	-	-	-	-	-	-	-	-	-	-	-	-	-	-	-	-	-	-	-	-	-	-
					T	-	-	-	-	-	-	-	-	-	-	-	-	-	-	-	-	-	-	-	-	-	-
				Design	F	-	-	-	-	-	-	-	-	-	-	-	-	-	-	-	-	-	-	-	-	-	-
					TC	-	-	-	-	-	-	-	-	-	-	-	-	-	-	-	-	-	-	-	-	-	-
					S	-	-	-	-	-	-	-	-	-	-	-	-	-	-	-	-	-	-	-	-	-	-
					T	-	-	-	-	-	-	-	-	-	-	-	-	-	-	-	-	-	-	-	-	-	-
				ROW	F	-	-	-	-	-	-	-	-	-	-	-	-	-	-	-	-	-	-	-	-	-	-
					TC	-	-	-	-	-	-	-	-	-	-	-	-	-	-	-	-	-	-	-	-	-	-
					S	-	-	-	-	-	-	-	-	-	-	-	-	-	-	-	-	-	-	-	-	-	-
					T	-	-	-	-	-	-	-	-	-	-	-	-	-	-	-	-	-	-	-	-	-	-
Construction	F	-	-	-	-	-	-	-	-	-	-	-	-	-	-	-	-	-	-	-	-	-	-				
	TC	-	-	-	-	-	-	-	-	-	-	-	-	-	-	-	-	-	-	-	-	-	-				
	S	-	-	-	-	-	-	-	-	-	-	-	-	-	-	-	-	-	-	-	-	-	-				
	T	-	-	-	-	-	-	-	-	-	-	-	-	-	-	-	-	-	-	-	-	-	-				
Total Estimated Project Cost						-	-	-	-	-	-	-	-	-	-	-	-	-	-	-	-	-	-	-			
44	AC-990169 ZP-40, ZP-50	Highway Safety Improvements - Puerto Rico Section 154 and 164 Penalty (HSIP-Eligible Activities) (2022)	Islandwide	NEPA	F	-	-	-	-	-	-	-	-	-	-	-	-	-	-	-	-	-	-	-			
					TC	-	-	-	-	-	-	-	-	-	-	-	-	-	-	-	-	-	-	-	-	-	
					S	-	-	-	-	-	-	-	-	-	-	-	-	-	-	-	-	-	-	-	-	-	-
					T	-	-	-	-	-	-	-	-	-	-	-	-	-	-	-	-	-	-	-	-	-	-
				Pre-Engineering	F	-	-	-	-	-	-	-	-	-	-	-	-	-	-	-	-	-	-	-	-	-	-
					TC	-	-	-	-	-	-	-	-	-	-	-	-	-	-	-	-	-	-	-	-	-	-
					S	-	-	-	-	-	-	-	-	-	-	-	-	-	-	-	-	-	-	-	-	-	-
					T	-	-	-	-	-	-	-	-	-	-	-	-	-	-	-	-	-	-	-	-	-	-
				Design	F	-	-	-	-	-	-	-	-	-	-	-	-	-	-	-	-	-	-	-	-	-	-
					TC	-	-	-	-	-	-	-	-	-	-	-	-	-	-	-	-	-	-	-	-	-	-
					S	-	-	-	-	-	-	-	-	-	-	-	-	-	-	-	-	-	-	-	-	-	-
					T	-	-	-	-	-	-	-	-	-	-	-	-	-	-	-	-	-	-	-	-	-	-
				ROW	F	-	-	-	-	-	-	-	-	-	-	-	-	-	-	-	-	-	-	-	-	-	-
					TC	-	-	-	-	-	-	-	-	-	-	-	-	-	-	-	-	-	-	-	-	-	-
					S	-	-	-	-	-	-	-	-	-	-	-	-	-	-	-	-	-	-	-	-	-	-
					T	-	-	-	-	-	-	-	-	-	-	-	-	-	-	-	-	-	-	-	-	-	-
Construction	F	-	-	-	-	-	-	-	-	-	-	-	-	-	-	-	-	-	-	-	-	-	-				
	TC	-	-	-	-	-	-	-	-	-	-	-	-	-	-	-	-	-	-	-	-	-	-				
	S	-	-	-	-	-	-	-	-	-	-	-	-	-	-	-	-	-	-	-	-	-	-				
	T	-	-	-	-	-	-	-	-	-	-	-	-	-	-	-	-	-	-	-	-	-	-				
Total Estimated Project Cost						-	-	-	-	-	-	-	-	-	-	-	-	-	-	-	-	-	-	-			
Islandwide Total						-	83,782,298	91,608,000	123,041,141	135,800,000	-	-	-	-	-	-	-	-	-	-	-	-	-	-			

*Fund Reconciliation for each project can be found on pages FHWA-3 thru FHWA-6
 **Retroactive TC will be use for projects currently under construction..

GOVERNMENT OF PUERTO RICO
 PUERTO RICO DEPARTMENT OF TRANSPORTATION AND PUBLIC WORKS
 PUERTO RICO HIGHWAY AND TRANSPORTATION AUTHORITY
 TRANSPORTATION IMPROVEMENT PROGRAM
 FISCAL YEARS 2019-2022

Legend:
 F - Federal Funds
 TC - Toll Credits Funds
 S - State/Local Funds
 T - Total Funds

Núm.	AC-Code / Oracle # / Fed # / Program Code	Description	Town	Phase	Fed. Past Obligations / Locally Funded	2019				2020				2021				2022				Future Investment	Total Est. Cost	Remarks					
45	AC-TBD	Toll Credits to be used for Change Orders and Extra Work Orders - Availability of funds provided by the Deobligation of Projects	Islandwide	NEPA	F	-	-	-	-	-	-	-	-	-	-	-	-	-	-	-	-	-	-	-					
					TC	-	500,000	-	-	-	500,000	-	-	-	-	500,000	-	-	-	-	-	-	-	-	-	-	2,500,000		
					S	-	-	-	-	-	-	-	-	-	-	-	-	-	-	-	-	-	-	-	-	-	-	-	
					T	-	500,000	-	-	-	500,000	-	-	-	-	500,000	-	-	-	-	-	-	-	-	-	-	-	2,500,000	
					Pre-Engineering	F	-	-	-	-	-	-	-	-	-	-	-	-	-	-	-	-	-	-	-	-	-	-	-
						TC	-	500,000	-	-	-	500,000	-	-	-	-	500,000	-	-	-	-	-	-	-	-	-	-	-	2,500,000
						S	-	-	-	-	-	-	-	-	-	-	-	-	-	-	-	-	-	-	-	-	-	-	-
						T	-	500,000	-	-	-	500,000	-	-	-	-	500,000	-	-	-	-	-	-	-	-	-	-	-	2,500,000
					Design	F	-	-	-	-	-	-	-	-	-	-	-	-	-	-	-	-	-	-	-	-	-	-	-
						TC	-	500,000	-	-	-	500,000	-	-	-	-	500,000	-	-	-	-	-	-	-	-	-	-	-	2,500,000
						S	-	-	-	-	-	-	-	-	-	-	-	-	-	-	-	-	-	-	-	-	-	-	-
						T	-	500,000	-	-	-	500,000	-	-	-	-	500,000	-	-	-	-	-	-	-	-	-	-	-	2,500,000
				ROW	F	-	-	-	-	-	-	-	-	-	-	-	-	-	-	-	-	-	-	-	-	-	-	-	
					TC	-	500,000	-	-	-	500,000	-	-	-	-	500,000	-	-	-	-	-	-	-	-	-	-	-	2,500,000	
					S	-	-	-	-	-	-	-	-	-	-	-	-	-	-	-	-	-	-	-	-	-	-	-	
					T	-	500,000	-	-	-	500,000	-	-	-	-	500,000	-	-	-	-	-	-	-	-	-	-	-	2,500,000	
				Construction	F	-	-	-	-	-	-	-	-	-	-	-	-	-	-	-	-	-	-	-	-	-	-	-	
					TC	-	6,000,000	-	-	-	6,000,000	-	-	-	-	6,000,000	-	-	-	-	-	-	-	-	-	-	-	30,000,000	
					S	-	-	-	-	-	-	-	-	-	-	-	-	-	-	-	-	-	-	-	-	-	-	-	
					T	-	6,000,000	-	-	-	6,000,000	-	-	-	-	6,000,000	-	-	-	-	-	-	-	-	-	-	-	30,000,000	
				Total Estimated Project Cost						-	8,000,000	8,000,000	8,000,000	8,000,000	8,000,000	8,000,000	8,000,000	8,000,000	8,000,000	8,000,000	8,000,000	8,000,000	8,000,000	8,000,000	8,000,000	8,000,000	40,000,000		

*Fund Reconciliation for each project can be found on pages FHWA-3 thru FHWA-6
 **Retroactive TC will be use for projects currently under construction..

GOVERNMENT OF PUERTO RICO
 PUERTO RICO DEPARTMENT OF TRANSPORTATION AND PUBLIC WORKS
 PUERTO RICO HIGHWAY AND TRANSPORTATION AUTHORITY
 TRANSPORTATION IMPROVEMENT PROGRAM
 FISCAL YEARS 2019-2022
ISLANDWIDE EMERGENCY RELIEF PROJECT - HEAVY RAINS OF MARCH 2012

Legend:
 F - Federal Funds
 TC - Toll Credits Funds
 S - State /Local Funds
 T - Total Funds

Núm.	AC-Code / Oracle # / Fed # / Program Code	Description	Town	Phase	Fed. Past Obligations / Locally Funded	TIP Fiscal Year				Future Investment	Total Est. Cost	Remarks		
						2019	2020	2021	2022					
ISLANDWIDE EMERGENCY RELIEF PROJECT - HEAVY RAINS OF MARCH 2012														
1	AC-100081 R000010181 ER-10(72) ER-90 / ER-12	Reconstruction of PR-10, kms. 59.4, 60.4, 60.9, 61.1	Utuado	NEPA	F	-	-	-	-	-	-	-		
					TC	-	-	-	-	-	-			
					S	-	-	-	-	-	-			
					T	-	-	-	-	-	-			
				Pre-Engineering	F	-	-	-	-	-	-	-	-	-
					TC	-	-	-	-	-	-	-	-	-
					S	-	-	-	-	-	-	-	-	-
					T	-	-	-	-	-	-	-	-	-
				Design	F	516,730	-	-	-	-	-	-	516,730	-
					TC	-	-	-	-	-	-	-	-	-
					S	164,080	-	-	-	-	-	-	164,080	-
					T	680,810	-	-	-	-	-	-	680,810	-
				ROW	F	243,882	-	-	-	-	-	-	243,882	-
					TC	60,970	-	-	-	-	-	-	60,970	-
					S	-	-	-	-	-	-	-	-	-
					T	304,852	-	-	-	-	-	-	304,852	-
Construction	F	-	5,617,500	-	-	-	-	-	5,617,500	-				
	TC	-	-	-	-	-	-	-	-	-				
	S	-	1,382,500	-	-	-	-	-	1,382,500	-				
	T	-	7,000,000	-	-	-	-	-	7,000,000	-				
Total Estimated Project Cost					985,662	7,000,000	-	-	-	-	7,985,662			
2	AC-111131 R000111131 ER-111(29) ER-90 / ER-12	Reconstruction of PR-111, Kms. 56.6 & 56.8	Utuado	NEPA	F	-	-	-	-	-	-	-		
					TC	-	-	-	-	-	-			
					S	-	-	-	-	-	-			
					T	-	-	-	-	-	-			
				Pre-Engineering	F	163,666	-	-	-	-	-	-	163,666	-
					TC	40,917	-	-	-	-	-	-	40,917	-
					S	-	-	-	-	-	-	-	-	-
					T	204,583	-	-	-	-	-	-	204,583	-
				Design	F	-	-	-	-	-	-	-	-	-
					TC	-	-	-	-	-	-	-	-	-
					S	-	-	-	-	-	-	-	-	-
					T	-	-	-	-	-	-	-	-	-
				ROW	F	646	-	-	-	-	-	-	646	-
					TC	162	-	-	-	-	-	-	162	-
					S	-	-	-	-	-	-	-	-	-
					T	808	-	-	-	-	-	-	808	-
Construction	F	-	1,440,000	-	-	-	-	-	1,440,000	-				
	TC	-	-	-	-	-	-	-	-	-				
	S	-	360,000	-	-	-	-	-	360,000	-				
	T	-	1,800,000	-	-	-	-	-	1,800,000	-				
Total Estimated Project Cost					205,391	1,800,000	-	-	-	-	2,005,391			

GOVERNMENT OF PUERTO RICO
 PUERTO RICO DEPARTMENT OF TRANSPORTATION AND PUBLIC WORKS
 PUERTO RICO HIGHWAY AND TRANSPORTATION AUTHORITY
 TRANSPORTATION IMPROVEMENT PROGRAM
 FISCAL YEARS 2019-2022
 ISLANDWIDE EMERGENCY RELIEF PROJECT - HEAVY RAINS OF MARCH 2012

Legend:
 F - Federal Funds
 TC - Toll Credits Funds
 S - State /Local Funds
 T - Total Funds

Núm.	AC-Code / Oracle # / Fed # / Program Code	Description	Town	Phase	Fed. Past Obligations / Locally Funded	TIP Fiscal Year				Future Investment	Total Est. Cost	Remarks
						2019	2020	2021	2022			
3	AC-111133 R000111133 ER-90	Reconstruction PR-111 kms. 10.8, 5.7, 12.5	Utuado	NEPA	F	-	-	-	-	-	-	-
					TC	-	-	-	-	-	-	
					S	-	-	-	-	-	-	
					T	-	-	-	-	-	-	
				Pre-Engineering	F	-	-	-	-	-	-	
					TC	-	-	-	-	-	-	
					S	-	-	-	-	-	-	
					T	-	-	-	-	-	-	
				Design	F	-	-	-	-	-	-	
					TC	-	-	-	-	-	-	
					S	-	-	-	-	-	-	
					T	-	-	-	-	-	-	
				ROW	F	-	20,000	-	-	-	-	
					TC	-	-	-	-	-	-	
					S	-	5,000	-	-	-	-	
					T	-	25,000	-	-	-	-	
Construction	F	-	579,405	-	-	-	-					
	TC	-	-	-	-	-	-					
	S	-	142,595	-	-	-	-					
	T	-	722,000	-	-	-	-					
Total Estimated Project Cost					-	747,000	-	-	-	-	747,000	

GOVERNMENT OF PUERTO RICO
 PUERTO RICO DEPARTMENT OF TRANSPORTATION AND PUBLIC WORKS
 PUERTO RICO HIGHWAY AND TRANSPORTATION AUTHORITY
 TRANSPORTATION IMPROVEMENT PROGRAM
 FISCAL YEARS 2019-2022
ISLANDWIDE EMERGENCY RELIEF PROJECTS - STORM OTTO

Legend:
 F - Federal Funds
 TC - Toll Credits Funds
 S - State /Local Funds
 T - Total Funds

Núm.	AC-Code / Oracle # / Fed # / Program Code	Description	Town	Phase	Fed. Past Obligations / Locally Funded	TIP Fiscal Year				Future Investment	Total Est. Cost	Remarks
						2019	2020	2021	2022			
ISLANDWIDE EMERGENCY RELIEF PROJECTS - STORM OTTO												
1	AC-065606 R00065606 ER-656(2) ER-80 / ER-12	Reconstruction of PR-656 km. 2.3	Arecibo	NEPA	F	-	-	-	-	-	-	-
					TC	-	-	-	-	-	-	
					S	-	-	-	-	-	-	
					T	-	-	-	-	-	-	
				Pre-Engineering	F	-	-	-	-	-	-	
					TC	-	-	-	-	-	-	
					S	-	-	-	-	-	-	
					T	-	-	-	-	-	-	
				Design	F	-	-	-	-	-	-	
					TC	-	-	-	-	-	-	
					S	-	-	-	-	-	-	
					T	-	-	-	-	-	-	
				ROW	F	381,391	-	-	-	-	381,391	
					TC	-	-	-	-	-	-	
					S	93,863	-	-	-	-	93,863	
					T	475,254	-	-	-	-	475,254	
Construction	F	72,145	4,960,000	-	-	-	5,032,145					
	TC	-	-	-	-	-	-					
	S	-	1,240,000	-	-	-	1,240,000					
	T	72,145	6,200,000	-	-	-	6,272,145					
Total Estimated Project Cost					547,399	6,200,000	-	-	-	-	6,747,399	

GOVERNMENT OF PUERTO RICO
 PUERTO RICO DEPARTMENT OF TRANSPORTATION AND PUBLIC WORKS
 PUERTO RICO HIGHWAY AND TRANSPORTATION AUTHORITY
 TRANSPORTATION IMPROVEMENT PROGRAM
 FISCAL YEARS 2019-2022
EARMARK SECTION 1934

Legend:
 F - Federal Funds
 TC - Toll Credits Funds
 S - State /Local Funds
 T - Total Funds

AC-Code / Oracle Núm. # / Fed # / Program Code	Description	Town	Phase	Fed. Past Obligations / Locally Funded	TIP Fiscal Year				Future Investment	Total Est. Cost	Remarks		
					2019	2020	2021	2022					
EARMARK SECTION 1934													
1	AC-111135 AC-111136 EARMARK	Aguadilla Moca San Sebastian	NEPA	F	-	-	-	-	-	-	-		
				TC	-	-	-	-	-	-			
				S	-	-	-	-	-	-			
				T	-	-	-	-	-	-			
			PREVIOUSLY - Widening of PR-111, from PR-444 to PR-423	Pre-Engineering	F	-	-	-	-	-	-	-	-
					TC	-	-	-	-	-	-		
					S	-	-	-	-	-	-		
					T	-	-	-	-	-	-		
			Design	F	-	-	-	-	-	-	-	-	-
				TC	-	-	-	-	-	-	-	-	Design will be completed in-house
				S	-	-	-	-	-	-	-	-	-
				T	-	-	-	-	-	-	-	-	-
			PROJECT MODIFICATION - Reconstruction and Repavement of approximately 20 kilometers on the PR-111 - To be divided into two projects AC-111135 PR-111 km 0 to km 10 (\$5,437,013) and AC-111136 PR- 111 km 10 to km 20 (\$7,066,666)	ROW	F	-	-	-	-	-	-	-	-
TC	-	-			-	-	-	-	-	-			
S	-	-			-	-	-	-	-	-	-		
T	-	-			-	-	-	-	-	-	-		
Construction	F	-	10,002,943	-	-	-	-	-	10,002,943	-			
	TC	-	2,500,736	-	-	-	-	-	2,500,736	Please note Project Modification			
	S	-	-	-	-	-	-	-	-	-			
	T	-	12,503,679	-	-	-	-	-	12,503,679	-			
Total Estimated Project Cost					-	12,503,679	-	-	-	12,503,679	-		
2	AC-800546 EARMARK	Las Piedras	NEPA	F	-	-	-	-	-	-	-		
				TC	-	-	-	-	-	-			
				S	-	-	-	-	-	-			
				T	-	-	-	-	-	-			
			PREVIOUSLY - Construction of Four lanes Connector PR-9922, From PR- 9939 to PR-183	Pre-Engineering	F	-	-	-	-	-	-	-	-
					TC	-	-	-	-	-	-		
					S	-	-	-	-	-	-		
					T	-	-	-	-	-	-		
			Design	F	-	-	-	-	-	-	-	-	-
				TC	-	-	-	-	-	-	-	-	Design will be completed in-house
				S	-	-	-	-	-	-	-	-	-
				T	-	-	-	-	-	-	-	-	-
			PROJECT MODIFICATION - Reconstruction and Repavement of PR-917 km 8.2 to km. 15.2 and PR- 921 from km. 0.0 to km 4.1	ROW	F	-	-	-	-	-	-	-	-
TC	-	-			-	-	-	-	-	-			
S	-	-			-	-	-	-	-	-			
T	-	-			-	-	-	-	-	-			
Construction	F	305,823	1,563,653	-	-	-	-	-	1,869,476	-			
	TC	76,456	390,913	-	-	-	-	-	467,369	Please note Project Modification - Additional Funds will be requested under FY 2019			
	S	-	-	-	-	-	-	-	-	-			
	T	382,279	1,954,566	-	-	-	-	-	2,336,845	-			
Total Estimated Project Cost					382,279	1,954,566	-	-	-	2,336,845			

GOVERNMENT OF PUERTO RICO
 PUERTO RICO DEPARTMENT OF TRANSPORTATION AND PUBLIC WORKS
 PUERTO RICO HIGHWAY AND TRANSPORTATION AUTHORITY
 TRANSPORTATION IMPROVEMENT PROGRAM
 FISCAL YEARS 2019-2022
EARMARK SECTION 1934

Legend:
 F - Federal Funds
 TC - Toll Credits Funds
 S - State /Local Funds
 T - Total Funds

Núm.	AC-Code / Oracle # / Fed # / Program Code	Description	Town	Phase	Fed. Past Obligations / Locally Funded	TIP Fiscal Year				Future Investment	Total Est. Cost	Remarks			
						2019	2020	2021	2022						
3	AC-083503 Y000835003 EARMARK 835(1)	PREVIOUSLY - Construction of Bypass and Widening PR-835	Guaynabo	NEPA	F	-	-	-	-	-	-	-			
					TC	-	-	-	-	-	-				
					S	-	-	-	-	-	-				
					T	-	-	-	-	-	-				
				Pre-Engineering	F	-	-	-	-	-	-	-	-	-	-
					TC	-	-	-	-	-	-	-	-	-	-
					S	-	-	-	-	-	-	-	-	-	-
					T	-	-	-	-	-	-	-	-	-	-
				Design	F	-	-	-	-	-	-	-	-	-	-
					TC	-	-	-	-	-	-	-	-	-	Design will be completed in-house
					S	-	-	-	-	-	-	-	-	-	-
					T	-	-	-	-	-	-	-	-	-	-
				ROW	F	-	-	-	-	-	-	-	-	-	-
					TC	-	-	-	-	-	-	-	-	-	-
					S	-	-	-	-	-	-	-	-	-	-
T	-	-	-		-	-	-	-	-	-	-				
Construction	F	-	3,327,603	-	-	-	-	-	-	3,327,603	-				
	TC	-	831,901	-	-	-	-	-	-	831,901	Please note Project Modification				
	S	-	-	-	-	-	-	-	-	-	-				
	T	-	4,159,504	-	-	-	-	-	-	4,159,504	-				
Total Estimated Project Cost						4,159,504	-	-	-	-	4,159,504				
4	AC-093001 R000930001 QNH30(18) Q920	PREVIOUSLY - Improvements on the PR-30 between PR-203 in Gurabo to the PR-31 in Juncos.	Gurabo	NEPA	F	-	-	-	-	-	-	-			
					TC	-	-	-	-	-	-	-	-		
					S	-	-	-	-	-	-	-			
					T	-	-	-	-	-	-				
				Pre-Engineering	F	-	-	-	-	-	-	-	-	-	-
					TC	-	-	-	-	-	-	-	-	-	-
					S	-	-	-	-	-	-	-	-	-	-
					T	-	-	-	-	-	-	-	-	-	-
				Design	F	-	-	-	-	-	-	-	-	-	-
					TC	-	-	-	-	-	-	-	-	-	Design will be completed in-house
					S	-	-	-	-	-	-	-	-	-	-
					T	-	-	-	-	-	-	-	-	-	-
				ROW	F	-	-	-	-	-	-	-	-	-	-
					TC	-	-	-	-	-	-	-	-	-	-
					S	-	-	-	-	-	-	-	-	-	-
T	-	-	-		-	-	-	-	-	-	-				
Construction	F	-	2,020,282	-	-	-	-	-	-	2,020,282	-				
	TC	-	505,070	-	-	-	-	-	-	505,070	Please note Project Modification				
	S	-	-	-	-	-	-	-	-	-	-				
	T	-	2,525,352	-	-	-	-	-	-	2,525,352	-				
Total Estimated Project Cost						2,525,352	-	-	-	-	2,525,352				

GOVERNMENT OF PUERTO RICO
 PUERTO RICO DEPARTMENT OF TRANSPORTATION AND PUBLIC WORKS
 PUERTO RICO HIGHWAY AND TRANSPORTATION AUTHORITY
 TRANSPORTATION IMPROVEMENT PROGRAM
 FISCAL YEARS 2019-2022
EARMARK SECTION 1934

Legend:
 F - Federal Funds
 TC - Toll Credits Funds
 S - State /Local Funds
 T - Total Funds

Núm.	AC-Code / Oracle # / Fed # / Program Code	Description	Town	Phase	Fed. Past Obligations / Locally Funded	TIP Fiscal Year				Future Investment	Total Est. Cost	Remarks			
						2019	2020	2021	2022						
5	AC-017745 EARMARK	PREVIOUSLY - Extension of PR-823 between PR-177 and PR-2	Bayamon	NEPA	F	-	-	-	-	-	-	-			
					TC	-	-	-	-	-	-				
					S	-	-	-	-	-	-				
					T	-	-	-	-	-	-				
				Pre-Engineering	F	-	-	-	-	-	-	-	-	-	-
					TC	-	-	-	-	-	-	-	-	-	-
					S	-	-	-	-	-	-	-	-	-	-
					T	-	-	-	-	-	-	-	-	-	-
				Design	F	-	-	-	-	-	-	-	-	-	-
					TC	-	-	-	-	-	-	-	-	-	-
					S	-	-	-	-	-	-	-	-	-	-
					T	-	-	-	-	-	-	-	-	-	-
				ROW	F	-	-	-	-	-	-	-	-	-	-
					TC	-	-	-	-	-	-	-	-	-	-
					S	-	-	-	-	-	-	-	-	-	-
T	-	-	-		-	-	-	-	-	-	-				
Construction	F	46,127	641,873	-	-	-	-	-	-	688,000	Please note Project Modification / Additional Funds Requested under fiscal year 2019				
	TC	11,532	160,468	-	-	-	-	-	-	172,000					
	S	-	-	-	-	-	-	-	-	-					
	T	57,659	802,341	-	-	-	-	-	-	860,000					
Total Estimated Project Cost					57,659	802,341	-	-	-	-	860,000				
6	AC-010166 EARMARK	PREVIOUSLY - Recreational Trail	Toa Baja	NEPA	F	-	-	-	-	-	-	-			
					TC	-	-	-	-	-	-	-			
					S	-	-	-	-	-	-	-			
					T	-	-	-	-	-	-	-			
				Pre-Engineering	F	-	-	-	-	-	-	-	-	-	-
					TC	-	-	-	-	-	-	-	-	-	-
					S	-	-	-	-	-	-	-	-	-	-
					T	-	-	-	-	-	-	-	-	-	-
				Design	F	-	-	-	-	-	-	-	-	-	-
					TC	-	-	-	-	-	-	-	-	-	-
					S	-	-	-	-	-	-	-	-	-	-
					T	-	-	-	-	-	-	-	-	-	-
				ROW	F	-	-	-	-	-	-	-	-	-	-
					TC	-	-	-	-	-	-	-	-	-	-
					S	-	-	-	-	-	-	-	-	-	-
T	-	-	-		-	-	-	-	-	-	-				
Construction	F	1,934,400	1,071,307	-	-	-	-	-	-	3,005,707	Please note Project Modification / Additional Funds Requested under fiscal year 2019				
	TC	483,600	267,827	-	-	-	-	-	-	751,427					
	S	-	-	-	-	-	-	-	-	-					
	T	2,418,000	1,339,134	-	-	-	-	-	-	3,757,134					
Total Estimated Project Cost					2,418,000	1,339,134	-	-	-	-	3,757,134				

GOVERNMENT OF PUERTO RICO
 PUERTO RICO DEPARTMENT OF TRANSPORTATION AND PUBLIC WORKS
 PUERTO RICO HIGHWAY AND TRANSPORTATION AUTHORITY
 TRANSPORTATION IMPROVEMENT PROGRAM
 FISCAL YEARS 2019-2022
EARMARK SECTION 1934

Legend:
 F - Federal Funds
 TC - Toll Credits Funds
 S - State /Local Funds
 T - Total Funds

Núm.	AC-Code / Oracle # / Fed # / Program Code	Description	Town	Phase	Fed. Past Obligations / Locally Funded	TIP Fiscal Year				Future Investment	Total Est. Cost	Remarks
						2019	2020	2021	2022			
7	AC-012331 EARMARK	PREVIOUSLY - Construction of the missing part of PR-10	Utuaado	NEPA	F	-	-	-	-	-	-	-
					TC	-	-	-	-	-	-	
					S	-	-	-	-	-	-	
					T	-	-	-	-	-	-	
				Pre-Engineering	F	-	-	-	-	-	-	
					TC	-	-	-	-	-	-	
					S	-	-	-	-	-	-	
					T	-	-	-	-	-	-	
		Design		F	-	-	-	-	-	-		
				TC	-	-	-	-	-	-		
				S	-	-	-	-	-	-		
				T	-	-	-	-	-	-		
		PROJECT MODIFICATION - Reconstruction and repavement on PR-123 km 38.0 to 48.0		ROW	F	-	-	-	-	-	-	
					TC	-	-	-	-	-	-	
					S	-	-	-	-	-	-	
					T	-	-	-	-	-	-	
Construction	F	-	2,300,821	-	-	-	-	2,300,821				
	TC	-	575,205	-	-	-	-	575,205				
	S	-	-	-	-	-	-	-				
	T	-	2,876,026	-	-	-	-	2,876,026				
Total Estimated Project Cost					-	2,876,026	-	-	-	-	2,876,026	

GOVERNMENT OF PUERTO RICO
 PUERTO RICO DEPARTMENT OF TRANSPORTATION AND PUBLIC WORKS
 PUERTO RICO HIGHWAY AND TRANSPORTATION AUTHORITY
 TRANSPORTATION IMPROVEMENT PROGRAM
 FISCAL YEARS 2019-2022
FEDERAL LANDS AGREEMENT

Legend:
 F - Federal Funds
 TC - Toll Credits Funds
 S - State /Local Funds
 T - Total Funds

Núm.	AC-Code / Oracle # / Fed # / Program Code	Description	Town	Phase	Fed. Past Obligations / Locally Funded	TIP Fiscal Year				Future Investment	Total Est. Cost	Remarks
						2019	2020	2021	2022			
1	PR ERFO FS 2017-1(1) LC	El Yunque National Forest - Emergency Landslide Repairs	Rio Grande	Construction	F	-	2,000,000	-	-	-	-	2,000,000
					TC	-	-	-	-	-	-	
					S	-	-	-	-	-	-	
					T		2,000,000				2,000,000	
2	PR ERFO FS 2017-1(2) LC	El Yunque National Forest - Emergency Repairs at PR-930	Rio Grande	Construction	F	-	2,200,000	-	-	-	-	2,200,000
					TC	-	-	-	-	-	-	
					S	-	-	-	-	-	-	
					T		2,200,000				2,200,000	
3	PR FEMA 2017-1(10)	PRHTA - FEMA Branch 3 - Contract 1	Islandwide	Construction	F	-	5,000,000	-	-	-	-	5,000,000
					TC	-	-	-	-	-	-	
					S	-	-	-	-	-	-	
					T		5,000,000				5,000,000	
4	PR-FEMA 2017-1(12)	PRHTA - FEMA Branch 4 - Contract 2	Islandwide	Construction	F	-	5,000,000	-	-	-	-	5,000,000
					TC	-	-	-	-	-	-	
					S	-	-	-	-	-	-	
					T		5,000,000				5,000,000	
5	PR-FEMA 2017-1(14)	PRHTA - FEMA Branch 2 - Contract 3	Islandwide	Construction	F	-	4,000,000	-	-	-	-	4,000,000
					TC	-	-	-	-	-	-	
					S	-	-	-	-	-	-	
					T		4,000,000				4,000,000	
6	PR-FEMA 2017-1(16)	PRHTA - FEMA Branch 4 - Contract 3	Islandwide	Construction	F	-	4,000,000	-	-	-	-	4,000,000
					TC	-	-	-	-	-	-	
					S	-	-	-	-	-	-	
					T		4,000,000				4,000,000	
7	PR-FEMA 2017-1(8)	PRHTA - FEMA Branch 2 - Contract 1	Islandwide	Construction	F	-	5,000,000	-	-	-	-	5,000,000
					TC	-	-	-	-	-	-	
					S	-	-	-	-	-	-	
					T		5,000,000				5,000,000	
8	PR-FLAP LAJAS LCA(1)	Rehabilitate the only Vehicular Entrance to Laguna Cartegana NWR & Replace a section of guardrail	Los Llanos	Design	F	-	125,000	-	-	-	-	125,000
					TC	-	-	-	-	-	-	
					S	-	-	-	-	-	-	
					T		125,000				125,000	
9	PR FS ROUTE 10 STORM DAMAGE	El Yunque - Pavement & Drainage Repair 0.5 miles from the intersection with PR-191 to an existing observation	Rio Grande	Design	F	-	1,500,000	-	-	-	-	1,500,000
					TC	-	-	-	-	-	-	
					S	-	-	-	-	-	-	
					T		1,500,000				1,500,000	
10	PR FS ROUTE 27 STORM DAMAGE	El Yunque - Landslide and Culvert Repairs starting at the Int. with FS Route 930 to 3.2 miles southeast	Rio Grande	Construction	F	-	130,000	-	-	-	-	130,000
					TC	-	-	-	-	-	-	
					S	-	-	-	-	-	-	
					T		130,000				130,000	

GOVERNMENT OF PUERTO RICO
 PUERTO RICO DEPARTMENT OF TRANSPORTATION AND PUBLIC WORKS
 PUERTO RICO HIGHWAY AND TRANSPORTATION AUTHORITY
 TRANSPORTATION IMPROVEMENT PROGRAM
 FISCAL YEARS 2019-2022
FEDERAL LANDS AGREEMENT

Legend:
 F - Federal Funds
 TC - Toll Credits Funds
 S - State /Local Funds
 T - Total Funds

Núm.	AC-Code / Oracle # / Fed # / Program Code	Description	Town	Phase	Fed. Past Obligations / Locally Funded	TIP Fiscal Year				Future Investment	Total Est. Cost	Remarks
						2019	2020	2021	2022			
11	PR ST FEMA PR (1)	Design of Permanent Repairs in Puerto Rico funded by FEMA	Islandwide	Design	F	-	36,000,000	-	-	-	-	36,000,000
					TC	-	-	-	-	-	-	
					S	-	-	-	-	-	-	
					T	-	-	-	-	-	-	
						36,000,000					36,000,000	
12	RPR ERFO FS 2017-1(3)	El Yunque - Repair storm damage at 43 sites on PR-191 & 3 sites on PR-9938	Rio Grande	Design	F	-	-	1,000,000	-	-	-	1,000,000
					TC	-	-	-	-	-	-	
					S	-	-	-	-	-	-	
					T	-	-	-	-	-	-	
							10,000,000				10,000,000	

BRIDGE PROJECTS - DESIGN					2019		2020		2021		2022	
					ZP-10		ZP-10		ZP-10		ZP-20	
					Bridge Rehabilitation and Replacement	Bridge Preservation	Bridge Rehabilitation and Replacement	Bridge Preservation	Bridge Rehabilitation and Replacement	Bridge Preservation	Bridge Rehabilitation and Replacement	Bridge Preservation
Bridge ID*	Road	Km	Municipality	Feature Intersected	Design	Design	Design	Design	Design	Design	Design	
631	PR 200R	0.10	VIEQUES	COFRESI CREEK	\$ 325,000							
702	PR 681	2.00	ARECIBO	TIBURONES CHANNEL	\$ 325,000							
1133	OFF PR 200	0.01	VIEQUES	CREEK	\$ 325,000							
1638	VICTOR ROJAS AVE.	0.10	ARECIBO	GRANDE DE ARECIBO RIVER	\$ 225,000							
					\$ 1,200,000	\$ -	\$ -	\$ -	\$ -	\$ -	\$ -	

* Contract Package Bridges with Associated Design Costs
 Bridges on Critical Finding Grouping shown above: Design cost associated with Permanent Repair, not with addressing CF Immediate action.

BRIDGE PROJECTS - ROW					2019		2020		2021		2022	
					ZP-10		ZP-10		ZP-10		ZP-20	
					Bridge Rehabilitation and Replacement	Bridge Preservation	Bridge Rehabilitation and Replacement	Bridge Preservation	Bridge Rehabilitation and Replacement	Bridge Preservation	Bridge Rehabilitation and Replacement	Bridge Preservation
Bridge ID	Road	Km	Municipality	Feature Intersected	ROW	ROW	ROW	ROW	ROW	ROW	ROW	
105	PR 955	2.00	RIO GRANDE	JUAN GONZALEZ CREEK							\$ 250,000.00	
116	PR 3	53.60	CEIBA	CEIBA CREEK			\$ 200,000					
122	PR 3	68.10	NAGUABO	SANTIAGO RIVER	\$ 701,000							
158	PR 123	59.30	UTUADO	DEPRESSION			\$ 250,000					
176	PR 14	57.25	AIBONITO	HONDA CREEK				\$ 250,000				
376	PR 167	13.70	BAYAMON	CANCEL CREEK				\$ 125,000				
631	PR 200R	0.10	VIEQUES	COFRESI CREEK	\$ 125,000							
1096	PR 102	35.40	SAN GERMAN	GUANAJIBO RIVER	\$ 100,000							
1133	OFF PR 200	0.01	VIEQUES	CREEK	\$ 125,000							
1497	PR 826	3.00	NARANJITO	GUADIANA RIVER				\$ 150,000				
1711	QUEBRADA CEIBA ST.	0.20	PEÑUELAS	GUAYANES RIVER			\$ 50,000					
					\$ 1,051,000	\$ -	\$ 500,000	\$ -	\$ 525,000	\$ -	\$ 250,000	

*Projects may move between fiscal years based on PS and E readiness and budget availability.

BRIDGE PROJECTS - CONSTRUCTION					2019		2020		2021		2022	
					ZP-10		ZP-10		ZP-10	ZP-20	ZP-20	
					Bridge Rehabilitation and Replacement	Bridge Preservation	Bridge Rehabilitation and Replacement	Bridge Preservation	Bridge Rehabilitation and Replacement	Bridge Preservation	Bridge Rehabilitation and Replacement	Bridge Preservation
Bridge ID	Road	Km	Municipality	Feature Intersected	Construction	Construction	Construction	Construction	Construction	Construction	Construction	Construction
105	PR 955	2.00	RIO GRANDE	JUAN GONZALEZ CREEK	\$ 300,000.00							\$ 1,193,171.00
116	PR 3	53.60	CEIBA	CEIBA CREEK	\$ 200,000.00		\$ 1,750,000.00					
122	PR 3	68.10	NAGUABO	SANTIAGO RIVER			\$ 5,000,000.00					
145	PR 10	2.95	PONCE	PORTUGUES RIVER								\$ 2,500,000.00
158	PR 123	59.30	UTUADO	DEPRESSION	\$ 325,000.00		\$ 1,250,000.00					
176	PR 14	57.25	AIBONITO	HONDA CREEK	\$ 325,000.00				\$ 3,234,600.00			
217	PR 106	2.50	MAYAGÜEZ	GANDEL CREEK	\$ 150,000.00							
261	PR 128	32.60	MARICAO	PRIETO RIVER	\$ 250,000.00							
308	PR 149	4.50	JUANA DIAZ	GUANABANA CREEK	\$ 300,000.00							
376	PR 167	13.70	BAYAMON	CANCEL CREEK								\$ 800,000.00
574	PR 971	17.30	NAGUABO	SANTIAGO RIVER	\$ 100,000.00				\$ 500,000.00			
631	PR 200R	0.10	VIEQUES	COFRESI CREEK					\$ 2,500,000.00			
702	PR 681	2.00	ARECIBO	TIBURONES CHANNEL					\$ 2,988,801.84			
867	PR 30 EASTBOUND	22.70	LAS PIEDRAS	HUMACAO RIVER					\$ 1,143,256.42			
881	PR 497	2.70	SAN SEBASTIÁN	SONADORA CREEK	\$ 200,000.00							
931	PR 30 WESTBOUND	22.70	LAS PIEDRAS	HUMACAO RIVER					\$ 1,143,256.42			
953	PR 1 NORTHBOUND	15.40	SAN JUAN	SAN ROBERTO STREET								\$ 1,750,000.00
954	PR 1 SOUTHBOUND	15.40	SAN JUAN	SAN ROBERTO STREET								\$ 1,750,000.00
1058	PR 9912	0.10	SAN LORENZO	GRANDE DE LOIZA RIVER	\$ -							
1073	PR 52 NORTHBOUND	95.20	PONCE	PR 506 KM 1.5								\$ 750,000.00
1082	PR 935	3.80	JUNCOS	LOS CHINOS CREEK	\$ 400,000.00							
1092	PR 177	8.00	SAN JUAN	PR 1					\$ 3,992,285.04			
1096	PR 102	35.40	SAN GERMAN	GUANAJIBO RIVER			\$ 3,500,000.00					
1099	PR 30 EASTBOUND	14.70	JUNCOS	PR 31								\$ 1,500,000.00
1114	PR 2 EASTBOUND	204.00	GUAYANILLA	GUAYANILLA RIVER, L ROAD					\$ 1,365,021.22			
1123	PR 359	0.30	YAUCO	PR 2	\$ 80,000.00		\$ 3,500,000.00					
1133	OFF PR 200	0.01	VIEQUES	CREEK	\$ 300,000.00				\$ 2,500,000.00			
1141	PR 52 SOUTHBOUND	92.40	JUANA DIAZ	JACAGUAS RIVER								\$ 2,000,000.00
1192	PR 52 NORTHBOUND	71.40	SANTA ISABEL	PR 543 AND JUEYES RIVER								\$ 2,000,000.00
1244	PR 30R	26.40	HUMACAO	PR 60					\$ 1,925,347.69			
1248	PR 30R	28.50	HUMACAO	PR 909					\$ 2,623,039.40			
1316	LOCAL ROAD	0.10	SAN LORENZO	EMAJAGUA RIVER	\$ 200,000.00							
1343	LOCAL ROAD	0.20	SAN LORENZO	EMAJAGUA RIVER	\$ 100,000.00							
1381	PR 103	3.60	CABO ROJO	CHANNEL	\$ 200,000.00				\$ 500,000.00			
1427	PR 111	18.30	SAN SEBASTIÁN	GUATEMALA RIVER				\$ 85,000.00				
1492	OFF PR 110	0.30	MOCA	CREEK			\$ 400,000.00					
1497	PR 826	3.00	NARANJITO	GUADIANA RIVER	\$ 549,379.00				\$ 3,000,990.00			
1531	PR 141	9.90	JAYUYA	CREEK	\$ 100,000.00		\$ 450,000.00					

*Projects may move between fiscal years based on PS and E readiness and budget availability.

Appendix A

BRIDGE PROJECTS - CONSTRUCTION					2019		2020		2021		2022	
					ZP-10		ZP-10		ZP-10		ZP-20	
					Bridge Rehabilitation and Replacement	Bridge Preservation	Bridge Rehabilitation and Replacement	Bridge Preservation	Bridge Rehabilitation and Replacement	Bridge Preservation	Bridge Rehabilitation and Replacement	Bridge Preservation
1532	PR 175	11.80	TRUJILLO ALTO	CREEK	\$ 125,000.00							
1625	OFF PR 378 KM 3.8	0.10	GUAYANILLA	GUAYANILLA RIVER	\$ 100,000.00							
1638	VICTOR ROJAS AVE.	0.10	ARECIBO	GRANDE DE ARECIBO RIVER				\$ 2,553,338.00				
1657	PR 861	11.00	TOA ALTA	LA PLATA RIVER	\$ 100,000.00							
1665	PR 2	189.30	GUANICA	CRISTAL CREEK				\$ 347,118.30				
1695	PR 123	55.10	UTUADO	GRANDE DE ARECIBO RIVER			\$ 15,000.00					
1711	QUEBRADA CEIBA ST.	0.20	PEÑUELAS	GUAYANES RIVER			\$ 800,000.00					
1883	PR 114	4.00	HORMIGUEROS	GUANAJIBO RIVER			\$ 40,000.00					
1932	PR 60	1.70	HUMACAO	LOCAL ROAD & MABU CREEK							\$ 8,745,956.00	
1942	PR 52 NORTHBOUND	100.50	PONCE	PR 1							\$ 1,250,000.00	
1956	PR 53 EASTBOUND	90.80	SALINAS	PR 706								\$ 839,536.80
1957	PR 53 WESTBOUND	90.80	SALINAS	PR 706								\$ 818,933.41
2038	PR 52 NORTHBOUND	49.50	SALINAS	PR 714 & LA PALMA CREEK		\$ 2,098,754.00						
2039	PR 52 SOUTHBOUND	49.50	SALINAS	PR 714 & LA PALMA CREEK		\$ 2,098,754.00						
2056	PR 52 SOUTHBOUND	57.40	SALINAS	MAJADAS RIVER & PR 712							\$ 3,000,000.00	
2059	PR 52 NORTHBOUND	57.40	SALINAS	MAJADAS RIVER & PR 712							\$ 3,000,000.00	
2275	PR 26	3.80	SAN JUAN	TAPIA & DEGETAU STREET			\$ 1,000,000.00					
2276	PR 26	4.30	SAN JUAN	PROVIDENCIA STREET			\$ 800,000.00					
2315	PR 53	66.50	PATILLAS	GRANDE DE PATILLAS RIVER					\$9,122,240.00			
2385	PR 53 SOUTHBOUND	33.40	HUMACAO	DIRT ROAD			\$ 75,000.00					
2386	PR 53 NORTHBOUND	33.40	HUMACAO	DIRT ROAD			\$ 55,000.00					
2389	PR 53 SOUTHBOUND	30.00	HUMACAO	PR 925			\$ 60,000.00					
2390	PR 53 NORTHBOUND	30.00	HUMACAO	PR 925			\$ 60,000.00					
2402	PR 53 SOUTHBOUND	35.90	HUMACAO	CHANNEL			\$ 10,000.00					
2403	PR 53 NORTHBOUND	35.90	HUMACAO	CHANNEL			\$ 110,000.00					
2472	PR 2	197.30	YAUCO	BERRENCHIN CREEK			\$ 110,000.00					
2479	PR 174	14.00	BAYAMON	SONADORA CREEK	\$ 175,000.00							
2499	OFF PR 156	0.10	AGUAS BUENAS	NARAJOS CREEK			\$ 8,960.00					
2500	PR 165R	0.10	DORADO	LA PLATA RIVER			\$ 332,000.00					
2508	PR 913	1.10	SAN LORENZO	HONDA CREEK	\$ 175,000.00							
2511	PR 9916	0.02	SAN LORENZO	UNKNOWN CREEK	\$ 175,000.00							
2574	OFF PR 428	0.05	MARICAO	PRIETO RIVER	\$ 450,000.00							
2578	OFF PR 182@14.2	0.01	YABUCOA	GUAYANES RIVER	\$ 125,000.00							
2592	RAMP PR 2 TO PR 22	4.30	SAN JUAN	RAMP PR 22 TO PR 2			\$ 125,000.00					
2633	OFF PR 750@KM0.4	0.04	MAUNABO	WATERWAY			\$ 20,000.00					
2637	RAMP PR 25 TO PR 1	7.70	SAN JUAN	PR 35			\$ 50,000.00					
2640	PR 1	7.40	SAN JUAN	SAGRADO CORAZON ST.			\$ 50,000.00					
2651	PR 34	1.20	CAGUAS	PR 52			\$ 250,000.00					
2656	PR 2	2.00	SAN JUAN	MARGINAL PR 2			\$ 1,000,000.00					
2678	OFF PR 361 AT 4.4	0.80	SAN GERMAN	CAIN RIVER			\$ 15,000.00					

*Projects may move between fiscal years based on PS and E readiness and budget availability.

BRIDGE PROJECTS - CONSTRUCTION					2019		2020		2021		2022	
					ZP-10		ZP-10		ZP-10		ZP-20	
					Bridge Rehabilitation and Replacement	Bridge Preservation	Bridge Rehabilitation and Replacement	Bridge Preservation	Bridge Rehabilitation and Replacement	Bridge Preservation	Bridge Rehabilitation and Replacement	Bridge Preservation
2697	OFF PR 852	0.60	TRUJILLO ALTO	UNKNOWN CREEK	\$ 175,000.00							
2735	PR 156	59.30	CAGUAS	CAGUITAS RIVER			\$ 100,000.00					
2748	LOCAL ROAD	0.30	CAYEY	MATON RIVER	\$ 175,000.00							
2764	URBAN LOCAL ROAD	0.15	CAGUAS	CAGUITAS RIVER			\$ 150,000.00	\$ 300,000.00				
2793	PR-25	3.40	SAN JUAN	SAN ANTONIO CHANNEL				\$ 300,000.00				
2877	PR-2	162.85	HORMIGUEROS	PR-319				\$ 760,000.00				
2899	PR 2	173.65	SAN GERMAN	HOSP CONCEPSION ACCESS				\$ 200,000.00				
2924	PR-10	52.13	UTUADO	UNNAMED CREEK				\$ 500,000.00				
2925	PR-10	51.20	UTUADO	DIRT ROAD				\$ 500,000.00				
2940	Off PR-511 Km.12.7	11.30	PONCE	Inabon River	\$ 175,000.00							
2962	PR 372	16.50	YAUCO	DUEY RIVER			\$ 15,000.00					
CFBridges												
					\$ 6,033,417	\$ 4,197,508	\$ 17,250,000	\$ 6,500,000	\$ 30,321,096	\$ 9,122,240	\$ 30,243,171	\$ 1,658,470

*Projects may move between fiscal years based on PS and E readiness and budget availability.

SAFETY PROJECTS

2019		
DESCRIPTION	MUNICIPALITY	COST ESTIMATE
Geometric Improvements PR-3 Intersection with UPR Hospital	Carolina	\$ 700,000.00
Highway Safety Improvements of PR-115 from km. 0.00 to km. 10.84	Añasco - Rincón	\$ 5,869,157.00
Highway Safety Improvements of PR-116 from km 3.0 to km 14.0	Lajas	\$ 4,235,951.85
Highway Safety Improvements of PR-152 from km 11.5 to km 13.65	Naranjito	\$ 868,579.80
Highway Safety Improvements of PR-167 from km. 0.0 to km. 9.0	Comerio - Barranquitas	\$ 3,097,450.00
Geometric Improvements of PR-29 Interchange with PR-168 and PR-167	Bayamón	\$ 769,410.89
Highway Safety Improvements of PR-52 from km 52.3 to 55.3	Salinas	\$ 3,790,787.09
TOTAL		\$ 19,331,336.63

2020		
DESCRIPTION	MUNICIPALITY	COST ESTIMATE
Highway Safety Improvements of PR-176 from Km. 0.0 to Km. 4.0	San Juan	\$ 4,203,927.00
Highway Safety Improvements of PR-183 from km 1.2 to km 10.0	Caguas - San Lorenzo	\$ 7,000,000.00
Highway Safety Improvements of PR-203 from km 0.0 to km 7.1	Gurabo - San Lorenzo	\$ 8,800,000.00
Highway Safety Improvements of PR-8 from km. 0.00 to km. 4.6	San Juan	\$ 4,190,862.00
TOTAL		\$ 24,194,789.00

2021		
DESCRIPTION	MUNICIPALITY	COST ESTIMATE
Highway Safety Improvements of PR-101 from km. 0 to km 10, San German and Lajas	San German-Lajas	\$ 5,278,666.00
Highway Safety Improvements of PR-137 from Km 0 to Km 9.0 Vega Baja and Morovis (safety)	Vega Baja-Morovis	\$ 9,450,000.00
Highway Safety Improvements of PR-3 from Km 14.4 to Km 18.8 (Safety), Carolina to Río Grande	Carolina - Río Grande	\$ 11,880,000.00
Highway Safety Improvements of PR-385 from Km 0 to Km 5.6, Yauco (Safety)	Yauco	\$ 2,100,000.00
Highway Safety Improvement of PR-6 from Km 0 to Km 2 (safety), Bayamón	Bayamon	\$ 2,100,000.00
TOTAL		\$ 30,808,666.00

2022		
DESCRIPTION	MUNICIPALITY	COST ESTIMATE
Safety Improvements at PR-101 from Km 10 to Km 20, Lajas - Cabo Rojo	Lajas-Cabo Rojo	\$ 6,580,000.00
Safety Improvements at PR-165 from Km 30 to Km 38, Cataño - Guaynabo	Cataño-Guaynabo	\$ 10,715,000.00
Safety Improvements at PR-420 from Km 0 to Km 9.4, Moca	Moca	\$ 4,418,000.00
Safety Improvements at PR-782 from Km 0 to Km 10, Cidra	Cidra	\$ 4,700,000.00
Safety Improvements at PR-829 from Km 0 to km 11.1, Bayamón	Bayamon	\$ 5,217,000.00
Safety Improvements at PR-900 from Km 0 to Km 11, Yabucoa	Yabucoa	\$ 5,170,000.00
TOTAL		\$ 36,800,000.00

*Projects may move between fiscal years based on PS and E readiness and budget availability.

PAVEMENT PROJECTS

2019		
DESCRIPTION	MUNICIPALITY	COST ESTIMATE
Pavement Rehabilitation and Reconstruction of PR-2 from km 92.05 to km 95.9	Hatillo - Camuy- Quebradillas	\$ 5,775,174.50
Pavement Rehabilitation and Reconstruction of PR-2 from km 87.87 to km 92.05	Hatillo - Camuy- Quebradillas	\$ 12,991,074.00
Pavement Rehabilitation and Reconstruction of PR-52 from km 95.0 to km 99.0	Ponce	\$ 5,221,225.34
Pavement Rehabilitation and Reconstruction of PR-52 from km. 38.0 to km. 49.00	Cayey	\$ 16,979,070.16
TOTAL		\$ 40,966,544.00
2020		
DESCRIPTION	MUNICIPALITY	COST ESTIMATE
Pavement Reconstruction of PR-2 from Km 145 to Km 152, Mayaguez (Pavement)	Mayaguez	\$ 11,256,000.00
Pavement Rehabilitation and Reconstruction of PR-53 form km. 81.0 to km. 86.862 Fase 1	Guayama - Salinas	\$ 6,778,899.87
Pavement Reconstruction of PR-30 from Km 25 to Km 28, Humacao (pavement)	Humacao	\$ 5,360,000.00
Pavement Reconstruction at PR-1 from Km 15 to Km 21, San Juan, PR (Pavement)	San Juan	\$ 7,972,294.13
TOTAL		\$ 31,367,194.00
2021		
DESCRIPTION	MUNICIPALITY	COST ESTIMATE
Pavement Reconstruction of PR-53 from Km 69 to Km 71, Patillas (Pavement)	Patillas	\$ 4,176,000.00
Pavement Reconstruction at PR-2 from Km 1 to Km 6, Guaynabo, PR (Pavement)	Guaynabo	\$ 10,440,000.00
Pavement Reconstruction at PR-189 from km. 0.0 to km.13.0 (Pavement)	Caguas - Gurabo - Juncos	\$ 4,634,771.98
Pavement Reconstruction at PR-2 from Km 125.5 to Km 125.9, Aguadilla, PR (Pavement)	Aguadilla	\$ 556,800.00
Pavement Reconstruction at PR-25R from Km 0 to Km 4, San Juan, PR (Pavement)	San Juan	\$ 4,872,000.00
Pavement Rehabilitation and Reconstruction of PR-53 from km. 86.863 to km. 94.0 Fase II	Salinas	\$ 12,784,567.02
TOTAL		\$ 37,464,139.00
2022		
DESCRIPTION	MUNICIPALITY	COST ESTIMATE
Pavement Reconstruction of PR-2 from Km 180 to Km 182, Sabana Grande (Pavement)	Sabana Grande	\$ 4,820,000.00
Pavement Reconstruction of PR-2 from Km 187 to Km 195, Guánica (Pavement)	Guanica	\$ 17,572,859.00
Pavement Reconstruction at PR-3 from Km 42.5 to Km 47.6, Luquillo, PR (Pavement)	Luquillo	\$ 11,016,000.00
Pavement Reconstruction of PR-333 from Km 0 to Km 10.1, Guánica (Pavement)	Guanica	\$ 4,545,000.00
Pavement Reconstruction of PR-354 from Km 0 to Km 9.25, Mayaguez (Pavement)	Mayaguez	\$ 4,162,500.00
Pavement Reconstruction of PR-765 from Km 0 to Km 11.1, Caguas (Pavement)	Caguas	\$ 4,995,000.00
Pavement Reconstruction of PR-779 from km 0 to km 10.86, Comerío (Pavement)	Comerio	\$ 4,887,000.00
TOTAL		\$ 51,998,359.00

*Projects may move between fiscal years based on PS and E readiness and budget availability.

Appendix D

ITS Projects

2019	
DESCRIPTION	COST ESTIMATE
Traveler Information Reporting / TMC Operations	\$ 1,000,000.00
SEGURO	\$ -
ITS Design / Implementation Real time Information/ Rev. Lane Operation	\$ 1,500,000.00
Total	\$ 2,500,000.00

2020	
DESCRIPTION	COST ESTIMATE
Traveler Information Reporting / TMC Operations	\$ 1,250,000.00
SEGURO	\$ 2,500,000.00
ITS Design / Implementation Real time Information/ Rev. Lane Operation	\$ 2,000,000.00
Total	\$ 5,750,000.00

2021	
DESCRIPTION	COST ESTIMATE
Traveler Information Reporting / TMC Operations	\$ 1,300,000.00
SEGURO	\$ 3,000,000.00
ITS Design / Implementation Real time Information/ Rev. Lane Operation	\$ 2,500,000.00
Total	\$ 6,800,000.00

2022	
DESCRIPTION	COST ESTIMATE
Traveler Information Reporting / TMC Operations	\$ 1,350,000.00
SEGURO	\$ 3,000,000.00
ITS Design / Implementation Real time Information/ Rev. Lane Operation	\$ 2,500,000.00
Total	\$ 6,850,000.00

*Projects may move between fiscal years based on PS and E readiness and budget availability.

Proposed Transportation Projects CDBG-DR		
Project Description	Municipality	Total Requested Amount
Loiza Bypass from PR-188 to PR-187	Loiza	\$ 23,325,000.00
PR-158 Connector, from PR-52 to PR-1 - Phase 1	Cayey	\$ 18,300,000.00
PR-158 Connector, from PR-52 to PR-1 - Phase 2	Cayey	\$ 21,500,000.00
Isabela Connector from PR-472 to PR-112	Isabela	\$ 12,350,000.00
Barranquita South Bypass from PR-156 to PR-759	Barranquitas	\$ 17,500,000.00
Villalba Bypass from PR-151 to PR-150	Villalba	\$ 31,000,000.00
Higuillar Avenue form Efron Avenue / PR-696 to PR-694 / PR-22	Dorado	\$ 4,700,000.00
Widening of PR-545 newar PR-52 to PR-14	Coamo	\$ 6,500,000.00
San Lorenzo Bypass, from PR-183 / PR-181 to PR-745	San Lorenzo	\$ 64,000,000.00
Aguas Buenas North Bypass, from PR-156 East to PR-156 West - Phase 1	Aguas Buenas	\$ 41,750,000.00
Aguas Buenas North Bypass, from PR-156 East to PR-156 West - Phase 2	Aguas Buenas	\$ 47,600,000.00
PR-122 Lajas-San German Connector, from PR-321 to PR-166	Lajas - San German	\$ 19,900,000.00
PR-18N to PR-21E Ramp and Medical Center Connector	San Juan	\$ 25,250,000.00
Cidra Connector, from Industrial Avenue to PR-184 - Phase 1	Cidra	\$ 32,300,000.00
Cidra Connector, from Industrial Avenue to PR-184 - Phase 2	Cidra	\$ 42,100,000.00
Cidra Connector, from Industrial Avenue to PR-184 - Phase 3	Cidra	\$ 47,000,000.00
Relocation of PR-111 from PR-111/PR-451 to PR-111/PR-111R	San Sebastian - Lares	\$ 52,300,000.00
Access Improvements to Aguadilla Airport, from PR-110 to PR-107, Includes Burns Street Connector	Aguadilla	\$ 30,300,000.00
Widening of PR-845 from PR-844 to PR-199, San Juan-Trujillo Alto	San Juan - Trujillo Alto	\$ 30,000,000.00
PR-10 - Phase 1	Adjuntas-Utuado	\$ 48,000,000.00
PR-10 - Phase 2	Adjuntas-Utuado	\$ 48,400,000.00
PR-10 - Phase 3	Adjuntas-Utuado	\$ 58,400,000.00
PR-10 - Phase 4	Adjuntas-Utuado	\$ 41,000,000.00
Extension PR-5, from PR-199 to PR-167	Bayamon	\$ 150,000,000.00
Expressway Conversion of PR-2	Ponce - Mayaguez	\$ 230,000,000.00
Extension PR-22 from PR-22/PR-2 to PR-2/PR-111	Hatillo - Aguadilla	\$ 1,183,000,000.00
Geometric Improvements at Intersections	Bayamon	\$ 8,000,000.00
Peñuelas Bypass	Peñuelas	\$ 11,500,000.00
Total Requested Amount		\$ 2,345,975,000.00

Available Funding

There are \$91,451,563.27 available from previous deobligations and funding that was not obligated from fiscal years 2017 and 2018. Of which \$25,267,447.49 will be used to reobligate the deobligated projects. The remaining \$66,184,115.78 (carry over funds) will be used to obligate new projects.

Projects Deobligated in Fiscal Years 2017 and 2018 to be Reobligated during FY's 2019-2022			
AC-Code	Fed No.	Project Description	Amount
AC-TBD		Rehabilitation of Bridge No. 3000 Over La Plata River PR-5, Naranjito - To be divided into three phases. Phase 2 -Supporting Structure Repairs	\$ 4,082,180.11
AC-TBD		Rehabilitation of Bridge No. 3000 Over La Plata River PR-5, Naranjito - To be divided into three phases. Phase 3 - Preliminary Bridge Activities	\$ 6,644,173.30
AC-001521	0015011	Pavement Rehabilitation Highway PR-15, Kilometers: 0.00 to 11.30, Guayama and Cayey	\$ 1,683,090.18
AC-003510	0035001	San Juan Island Traffic Signal System and PR-1 Improvements	\$ 1,002,433.33
AC-010029	0100011	Design and NEPA; Widening of PR-100 From PR-308 to PR-101, Cabo Rojo	\$ 597,905.71
AC-010199	9999191	Traffic Signs and Pavement Markings on School Zones, Toa Alta, Toa Baja, Dorado and Corozal	\$ 51,934.94
AC-010612	0106007	Replacement of Bridge No. 217 Over Gandel Creek, Highway PR-106, Kilometer: 2.52, Mayaguez	\$ 104,725.12
AC-011417	0114003	Right of Way for Project Rehabilitation of Bridge No. 2161, Highway PR-114, Kilometer: 2.20, Mayaguez	\$ 43,299.32
AC-013233	0132014	Improvements of Bridge No. 1373 Over Canas River, Highway PR-132 Kilometer: 25.00, Ponce	\$ 98,446.28
AC-013934	0139018	Rehabilitation of Bridge No. 284 Over Waterway, Highway PR-139, Kilometer: 22.8, Ponce	\$ 62,544.79
AC-014076	0140027	Replacement of Bridge No. 1828, Highway PR-140, Barceloneta (GRS, HfL)	\$ 25,588.06
AC-014514	0145007	Replacement of Bridge No. 1130, Highway PR-145, Ciales	\$ 126,805.59
AC-017242	9999188	TCSP FY 2009 Discretionary Grant for Environmental Phase of Cayey - Cidra Connector	\$ 26,186.82
AC-026118	0026022	Rehabilitation of Bridge No. 2458 (Los Angeles), Highway PR-26, Carolina	\$ 179,051.86
AC-062305	0623001	Rehabilitation of Bridge No. 1199, Highway PR-623, Kilometer: 1.8, Arecibo	\$ 48,993.52
AC-082409	0824003	Right of Way for Project: Improvements to Bridge No. 547, Highway PR-824 Kilometer: 2.80, Galateo Ward, Toa Alta	\$ 6,924.97
AC-086009	9999155	Reconstruction and Pavement Rehabilitation of Highways PR-860, PR-886 and PR-887	\$ 3,380.02
AC-100074	0010058	Highway PR-10, Connector from PR-10 to PR-123, Utuado	\$ 1,949,261.95
AC-200261	0002052	Traffic Signal System Improvements, Highway PR-2, Ponce By Pass, Municipality of Ponce	\$ 144,511.29
AC-200262	0002053	Traffic Signal System Improvements, Highway PR-2, From PR-22 to PR-112, Hatillo to Isabela	\$ -
AC-200282	0002065	Preservation of Bridges No. 941 and 942 Highway PR-2 Over PR-385 Penuelas	\$ 37,003.55
AC-220124	9999238	Northwest Corridor Access Modification, Management Plan and Financial Plan	\$ 560,726.70
AC-300109	0030023	Safety Improvements Highway PR-30, From Km. 8.4 to Km. 21.4, Gurabo, Juncos, Las Piedras	\$ -
AC-301008	0003013	Replacement of Bridge No. 138 Over Guamani River, Guayama	\$ 164,674.42
AC-301127	0003041	Geometric and Safety Improvements, Highway PR-3 Intersection with UPR Hospital, Carolina	\$ 1,793,959.77
AC-301128	0003031	Replacement of Bridge No. 122 Over Santiago River, Highway PR-3, Kilometer: 67.7, Naguabo	\$ 97,594.77
AC-301131	0003045	Naguabo - Humacao Safety Improvements (Including Shore bank Stabilization), Highway PR-3 Kms. 68.4 to 70.0	\$ 49,172.84
AC-301141	0003047	Safety Improvements PR-3, Carolina - Río Grande	\$ 3,606,055.85
AC-800319	0150008	Replacement of Bridge Over Descalabrado River, Highway PR-150, Coamo	\$ 195,930.08
AC-800338	0503004	Landslide Correction and Roadway Reconstruction PR-503 Km. 2.0, Ponce	\$ 282.28
AC-800347	0181020	Landslide Correction, Pvt Repairs, Miscs Works PR-181, 3, 759, 184, 928, 931, 941 & 978, Yabucoa, Maunabo, Patillas, Gurabo, Junco	\$ 22,935.79
AC-800360	9999138	Reconst of Highways PR-155, Kms 10.0, 12.2 & 20.3, PR-151 Kms. 7.1 & 12.9 and PR-157 Km. 3.4, Comerio, Orocovis, Coamo, Villalba	\$ 2,846.31
AC-800377	9999153	Traffic Signs and Pavement Markings, School Zones, Varios Municipalities	\$ 5,504.49
AC-800378	9999146	Pavement Markings and Signing Improvements School Zones, Barceloneta, Florida and Morovis	\$ 54,247.77
AC-800408	9999159	Reconstruction of PR-957 Km. 1.2 Canovanas, PR-185 Km. 11.1 Carolina, PR-186 Km.s 3.5, 6.5 & 11 Canovanas & PR-185 Kms 14 to 18.5	\$ 9,144.83
AC-800478	9999207	Replacement of Bridges No. 631 over Cofresi Creek PR-200R Km. 0.1 and No. 1133 Unknown Creek Progreso St. PR-200, Vieques	\$ 187,278.20
AC-800494	9999225	Traffic Signal Systems Preventive Maintenance and Emergency Repair Services PR-2, Moca to Hormigueros	\$ 1,226,477.51
AC-800496	9999219	Bicycle-Pedestrian Count Technology Pilot Program (Puerto Rico MPO(San Juan))	\$ 11,214.53
AC-991801	9999243	San Lorenzo By Pass From Int. PR-181/PR-183 to Int. PR-181/PR-9912, San Lorenzo	\$ 266,538.24
AC-992904	9929001	Replacement of Bridge No. 1851, Highway PR-9929, San Lorenzo	\$ 94,422.42
Total			\$ 25,267,447.49

Carry Over Funding Projects			
AC Code	Fed No.	Project Description	Amount
AC-001206	0012005	PR-12 Pavement Rehabilitation	\$ 15,731,050.50
AC-005383	0053012	PR-53 from km 0.6 to km 7.9	\$ 9,338,241.22
AC-010272	0102019	Safety Improvements to PR-102 from km 7.8 to km 17.8	\$ 3,020,347.00
AC-011417	0114004	Bridge #2161 over waterway, PR-114 Km 2.2, Mayaguez	\$ 318,490.20
AC-011534		Highway Safety Improvements of PR-115 from km. 10.84 to km. 20.4, Rincón-Aguada	\$ 2,080,659.00
AC-014354	0143035	Bridge #780 over Matrullas River, PR-143 Km 36.0, Orocovis	\$ 249,184.30
AC-014989		Highway Safety Improvements of PR-149 from km 0.00 to 12.80, Manati-Ciales	\$ 7,726,490.00
AC-091206	0902003	Bridge #2314 over Cayaguas River, off PR-902 km 0.1, San Lorenzo	\$ 539,706.87
AC-200307		Pavement Rehabilitation and Reconstruction of PR-2 from km 95.9 to km 100.06	\$ 7,548,764.00
AC-800533	0052064	DTL - Phase 3 - Unit 4 - PR-52 km 4.7 to 6.4 (sta 123+80 to sta 151+66)	\$ 12,025,754.95
AC-800542		DTL - Phase 4 - Unit 1 - PR-52 / PR-30 Caguas (km 13.96 to 16.63)	\$ 3,875,427.74
AC-991202	9912001	Bridge #1058 over Río Grande de Loiza, PR-9912 Km 0.1, Cyaguas Ward, San Lorenzo	\$ 3,730,000.00
Total			\$ 66,184,115.78

Projects Deobligated in the beginning of Fiscal Year 2019 to be Reobligated During the FY's 2019-2022			
AC Code	Project Number	Project Description	Amount
AC-200263	0002054	Traffic Signal System Improvements, Highway PR-2, Unit # 1	\$ 204,378.65
AC-200267	0002060	Traffic Signals System and Geometric Improvements PR-2, Cantera Ward to Plaza Atenas, Manati	\$ 1,055,371.88
AC-200200	0002073	Design and NEPA for the Construction of Elevated Structure at the Intersection of Highways PR-2 and PR-114. Includes the channelization of Merle and Pulida Creeks and the construction of North-South frontage road in PR-114	\$ 1,128,648.43
AC-301133	0003043	Feasibility Studies for Improvements to PR-3, Rio Grande to Fajardo	\$ 1,217,126.26
AC-100088	0010077	Safety Improvements PR-10, Ponce - Adjuntas, From Kilometer: 0.00 to Kilometer: 29.80	\$ 17,118,943.41
AC-002065	0020008	Safety Improvements Highway PR-20, Kilometers: 0.00 to 10.00, Guaynabo	\$ 18,000,000.00
AC-019143	0031022	Replacement of Bridge No. 194, Over Rio Blanco, PR-31 Kilometer: 8.8, Naguabo	\$ 9,563,765.70
AC-520131	0052044	Traffic Congestion Management Project Dynamic Toll Lanes Phase II, Unit 1, from Sta. 30+80.00 to Sta. 63+00.00 PR-52, Municipality of Caguas	\$ 20,354,531.04
AC-001870	0052045	Congestion Managed Lanes Dynamic Toll Operation Phase 3 Unit 1, Las Americas Expressway PR-18, From Station: 13+40.00 to Station: 20+03.19, San Juan	\$ 9,540,720.00
AC-990133	0052047	RFP for San Juan, Management Operation of Reversible Lane Barrier System	\$ 900,000.00
AC-520133	0052049	Pavement Rehabilitation PR-52, Kilometers: 66.00 to 71.60, Salinas and Santa Isabel	\$ 17,857,565.00
AC-520140	0052050	Pavement Rehabilitation PR-52, Kilometers: 71.60 to 77.00, Santa Isabel and Salinas	\$ 17,231,966.40
AC-520138	0052051	Safety Improvements PR-52, Kilometers 49.0 to 52.30, Salinas	\$ 4,221,915.50
AC-520137	0052052	Safety Improvements PR-52, Kilometers: 55.30 to 61.00	\$ 5,242,764.90
AC-005380	0053009	Geometrical and Safety Improvements PR-53, Toll Plazas at Kilometers: 28.3 and 34.8; and PR-903 within PR-3 and PR-906, Humacao	\$ 197,677.66
AC-006639	0066001	Safety Improvements Highway PR-66, Kilometers: 0.00 to 20.00, Carolina, Canovanas and Rio Grande	\$ 10,055,955.80
AC-010270	0102018	Pavement Rehabilitation Highway PR-102, Kilometers: 24.60 to 29.40, Cabo Rojo	\$ 384,661.67
AC-011019	0110010	Safety Improvements PR-110, Kilometers: 0.0 to 11.5, Anasco and Moca	\$ 189,926.27
AC-012201	0122005	Construction of PR-122, Lajas - San German, From PR-166 to PR-122, Lajas and San German	\$ 204,716.79
AC-015237	0152010	Safety Improvements Highway PR-152, Kilometers: 13.65 to 20.50, Barranquitas and Naranjito	\$ 1,596,229.80
AC-017417	0174011	Replacement of Bridge No. 2479, Highway PR-174 Kilometer: 14.0, Bayamon	\$ 489,901.36
AC-017416	0174012	Scouring Mitigation Bridge No. 1107 Over Minillas River, Highway PR-174, Kilometer: 4.5, Bayamon	\$ 333,955.55
AC-018771	0187008	Safety Improvements Highway PR-187, Kilometers 0.00 to 17.90, Carolina and Loiza	\$ 412,436.32
AC-020309	0203007	Safety Improvements PR-203 Intersection with PR-183, From Station: 63+40.00 to Station: 71+75.56, San Lorenzo	\$ 1,795,559.17
AC-020402	0204001	Traffic Signals and Geometric Improvements Highway PR-204, Las Piedras	\$ 260,262.88
AC-048506	0485001	Bicycle Trail Adjacent to PR-485, Camuy	\$ 1,655,831.20
AC-065605	0656002	Reconstruction of Highway PR-656, Km. 2.3, Arecibo	\$ 5,900,590.20
AC-068112	0681001	Replacement of Bridge No. 702, Highway PR-681, Km.: 0.1, Arecibo	\$ 270,949.26
AC-071507	0715001	Pavement Rehabilitation, Highway PR-715, Kilometers: 0.0 to 5.4, Cayey	\$ 394,662.47
AC-075206	0752001	Rehabilitation and Scouring Mitigation Bridge No. 672 Over Jacanas Creek, Highway PR-752 Kilometer: 0.8, Arroyo	\$ 429,830.70
AC-085209	0852002	Slab Replacement and Scour Mitigation of Bridge No. 1724, Highway PR-852, Trujillo Alto	\$ 32,966.93
AC-085812	0858001	Highway Safety Improvements to PR-858, Kilometers 1.4 to 1.6, Carolina	\$ 100,052.47
AC-091710	0917002	Reconstruction of Highway PR-917, Kilometers: 3.0 to 3.3, Las Piedras	\$ 39,016.69
AC-313206	3132002	Route Feasibility Study to Complete Penuelas South Bypass PR-3132, From PR-132 to Existing PR-3132, Penuelas	\$ 270,065.22
AC-774106	7741002	Reconstruction of Highway PR-7741 Km. 3.4, Guayama	\$ 79,059.83
AC-805271	9999122	Replacement of Bridge No. 172 Over Descalabrado River, Highway PR-14, Coamo	\$ 465,951.25
AC-010166	9999134	Toa Baja Recreational Trail (Design and Construction)	\$ 1,339,134.32
AC-800332	9999187	Furnishing and Installation of Kilometer and Hectometer Markers, South Region	\$ 744,768.84
AC-800330	9999211	Furnishing and Installation of Kilometer and Hectometer Markers, East Region	\$ 523,200.78
AC-000213	9999215	Feasibility Study Improvements to PR-2, Mayaguez - Aguadilla	\$ 868,560.64
AC-000257	9999236	RFP for the Acquisition of Laboratory Management Information System (LMIS)	\$ 1,000,000.00
AC-TBD		Rehabilitation of Bridge No. 3000 Over La Plata River PR-5, Naranjito - To be divided into three phases. Phase 1 - Improvements to PR-167	\$ 2,260,341.69
Total			\$ 155,933,962.93

HTA's projected fiscal situation with fiscal measures: Detail

■ Impacted by measure

In \$ thousands	2017-18 P	2018-19 P	2019-20 P	2020-21 P	2021-22 P	2022-23 P	6 Yr Total: FY18-FY23
Toll fares, includes [3], [5] and [13]	120,468	132,892	141,049	148,304	154,778	166,832	864,324
Gasoline Tax	131,070	139,107	140,572	142,445	144,577	146,595	844,366
Diesel Tax	12,500	12,500	12,500	12,500	12,500	12,500	75,000
Petroleum Products Tax	290,748	290,748	290,748	290,748	290,748	290,748	1,744,485
Cigarettes taxes	19,992	19,992	19,992	19,992	19,992	19,992	119,952
Motor Vehicle License Fees	28,296	29,658	29,775	29,734	29,741	29,710	176,915
Act 30 - Licenses Fees Transferred to Act	51,998	54,501	54,716	54,640	54,653	54,596	325,104
Transit Revenues	8,052	9,308	9,406	9,531	9,674	9,809	55,779
Electronic Toll Fines, includes [5]	27,177	18,948	19,148	19,403	19,693	19,968	124,338
Other income, includes [6]	4,618	6,265	7,101	7,953	8,815	8,894	43,646
Operating Revenue	694,920	713,919	725,006	735,249	745,170	759,644	4,373,909
FHWA Funds, includes [4]	132,766	405,676	321,422	180,018	153,830	153,830	1,347,542
State Funds Earmarked for CapEx	159,963	82,073	67,334	59,067	53,020	53,761	475,219
Federal Emergency Revenues	175,553	256,565	145,201	55,135	-	-	632,454
Transit Funds	51,857	70,000	70,000	25,000	25,000	25,000	266,857
Hurricane Loss Assessment - Insurance and FEMA Revenue	27,002	54,004	27,002	-	-	-	108,007
Capital Contribution	547,140	868,318	630,958	319,221	231,850	232,591	2,830,079
Total Revenues After Federal Fund Transfers	1,242,060	1,582,237	1,355,965	1,054,470	977,020	992,235	7,203,988
Right of Way	(3,300)	(3,300)	(3,300)	(3,300)	(3,300)	(3,300)	(19,800)
Design	(23,000)	(7,769)	(10,716)	(7,882)	(7,882)	(7,882)	(65,132)
Construction Local, includes [7]	(23,160)	(9,190)	(9,190)	(9,190)	(9,190)	(9,190)	(69,108)
Salaries and related benefits, includes [4], [8], [9], [10] and [12]	(46,177)	(44,896)	(36,006)	(30,817)	(28,329)	(25,796)	(212,023)
PayGo Retirement Impact, includes [9]	(13,536)	(13,327)	(11,995)	(11,995)	(11,995)	(11,995)	(74,842)
Litigation Reserve	(6,465)	(8,516)	(9,809)	(10,722)	(11,442)	(11,004)	(57,957)
Right of Way Payments	(16,626)	(13,736)	(7,068)	(1,900)	-	-	(39,330)
Other program expenses, includes [8]	(1,471)	(2,812)	(6,370)	(7,559)	(8,741)	(9,883)	(36,836)
FHWA Construction Spend Projects, includes [7]	(95,768)	(340,801)	(255,567)	(140,769)	(120,009)	(117,156)	(1,070,070)
Non-Federal Construction Projects, includes [7]	(111,750)	(30,796)	(27,606)	(129,169)	(152,734)	(152,734)	(604,790)
FHWA Construction Soft Costs, includes [7]	(36,260)	(51,315)	(49,614)	(22,967)	(18,821)	(21,674)	(200,651)
Non-Federal Construction Soft Costs, includes [7]	(14,153)	(6,800)	(6,481)	(22,556)	(24,989)	(24,686)	(99,665)
Federal Emergency Repair Program	(175,553)	(256,565)	(145,201)	(55,135)	-	-	(632,454)
Local Emergency Repair Program	(6,496)	(7,780)	(3,240)	(2,484)	-	-	(20,000)
Transit CIP	(31,000)	(50,000)	(50,000)	(5,000)	(5,000)	(5,000)	(146,000)
Hurricane Loss Assessment - Local Funding Needs	(1,552)	(3,104)	(1,552)	-	-	-	(6,209)
Hurricane Loss Assessment - Insurance / FEMA Covered	(27,002)	(54,004)	(27,002)	-	-	-	(108,007)
Total Construction	(633,269)	(904,711)	(660,717)	(461,444)	(402,432)	(400,300)	(3,462,873)
Salaries and related benefits, includes [8], [9], [10] and [12]	(39,543)	(38,540)	(26,966)	(20,421)	(17,539)	(14,513)	(157,522)
PayGo Retirement Impact, includes [9]	(4,423)	(4,355)	(3,919)	(3,919)	(3,919)	(3,919)	(24,454)
Toll highways administration and maintenance, includes [5] and [14]	(35,278)	(41,692)	(37,317)	(34,404)	(35,653)	(35,023)	(219,368)
Train operating and maintenance costs, includes [11]	(65,527)	(67,262)	(67,003)	(69,084)	(58,397)	(60,330)	(387,603)
Integrated transportation system, includes [11] and [13]	(14,603)	(11,538)	(11,834)	(12,513)	(13,225)	(13,570)	(77,281)
Other operating expenses, includes [1] and [8]	(30,778)	(41,305)	(30,359)	(28,216)	(26,775)	(25,501)	(182,935)
Total operating expenses	(190,151)	(204,691)	(177,399)	(168,557)	(155,507)	(152,857)	(1,049,162)
Total expenses	(823,421)	(1,109,403)	(838,115)	(630,001)	(557,939)	(553,157)	(4,512,035)
Total Fin. Gap Post-Measures before Rev Retention & Gov. Funding	418,639	472,834	517,849	424,469	419,082	439,078	2,691,952
Retained Revenues to Central Government	(534,603)	(546,505)	(548,303)	(550,059)	(552,211)	(554,141)	(3,285,822)
Total Fin. Gap Post-Measures post-Rev Retention & pre-Gov. Funding	(115,964)	(73,671)	(30,454)	(125,589)	(133,129)	(115,062)	(593,870)
Transfer from Government of PR	138,100	97,300	73,900	222,400	238,000	224,900	994,600
Total Fin. Gap Post-Measures after Rev Retention & Gov. Funding	22,136	23,629	43,446	96,811	104,871	109,838	400,730

Revised HTA Fiscal Plan