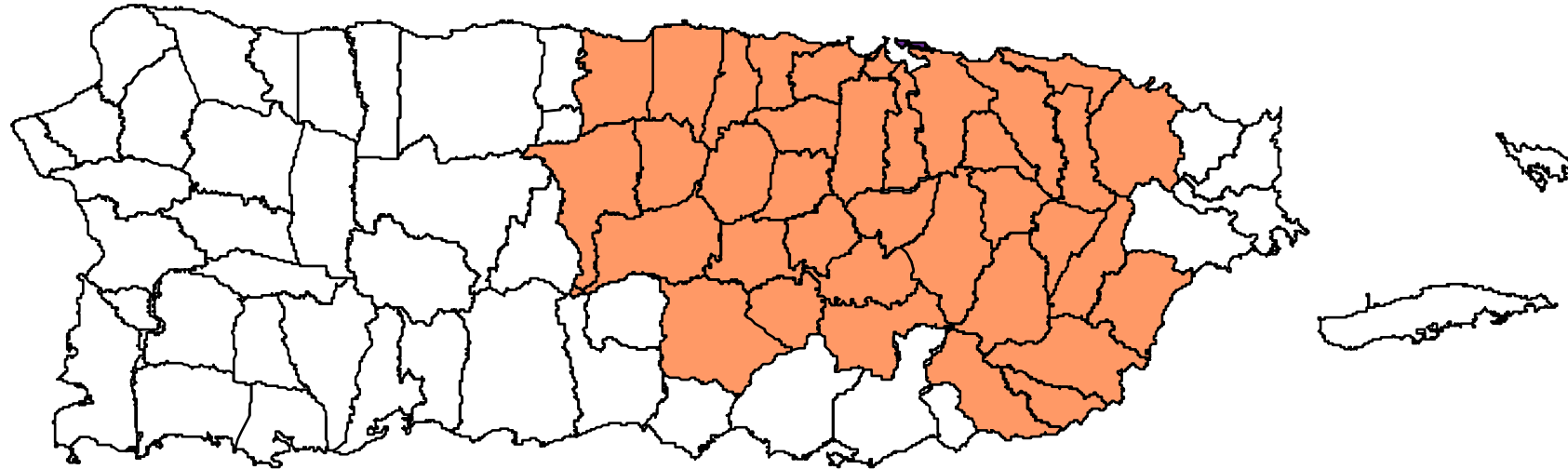



Government of Puerto Rico



Puerto Rico Department of Transportation and Public Works

Puerto Rico Highway and Transportation Authority



 *San Juan Urbanized Area (UA > 1,000,000 in Population)*

Transportation Improvement Program

(TIP) Fiscal Year 2017-2020

Amendment #3 Administrative Modification #2

April 2019 - Final





Government of Puerto Rico
Puerto Rico Department of Transportation and Public Works
Puerto Rico Highway and Transportation Authority

San Juan Urbanized Area (SJUA)
Transportation Improvement Program (TIP)

Fiscal Years 2017-2020

The preparation of this document was financed in part through a grant from the U.S. Department of Transportation, Federal Transit Administration, and Federal Highway Administration under Chapter 53 of 49 U.S.C. and 23 U.S.C.

Approved by the Puerto Rico Metropolitan Planning Organization Policy Board Committee



INTRODUCTION

In 1973, the Puerto Rico Department of Transportation and Public Works (PRDTPW) was designated by the Governor of Puerto Rico as the Operative Arm of the Puerto Rico Metropolitan Planning Organization (PRMPO) for the San Juan Urbanized Area (SJUA). To assure a forum for cooperative decision-making in the planning process, the PRMPO acts through a Policy Board Committee for the SJUA, defined by the 2010 Census as falling in the funding category of areas with over one million inhabitants and comprising the following municipalities:

Aguas Buenas	Cidra	Loíza	San Juan
Aibonito	Coamo	Manatí	San Lorenzo
Barranquitas	Comerío	Maunabo	Toa Baja
Bayamón	Corozal	Morovis	Toa Alta
Caguas	Dorado	Naguabo	Trujillo Alto
Canóvanas	Guaynabo	Naranjito	Vega Alta
Carolina	Gurabo	Orocovis	Vega Baja
Cataño	Humacao	Patillas	Yabucoa
Cayey	Juncos	Río Grande	
Ciales	Las Piedras	Salinas	

The Policy Board Committees also include representatives from the following agencies involved with transportation issues:

- ❑ Puerto Rico Department of Transportation and Public Works (PRDTPW)
- ❑ Puerto Rico Highway and Transportation Authority (PRHTA)
- ❑ Puerto Rico Integrated Transit Authority (PRITA)
- ❑ Maritime Transportation Authority (MTA)
- ❑ Metropolitan Bus Authority (MBA)
- ❑ Ports Authority (PA)
- ❑ Planning Board (PB)
- ❑ Public Service Commission (PSC)
- ❑ Permits Management Office (PMO)
- ❑ Environmental Quality Board (EQB)
- ❑ Department of Environmental and Natural Resources (DENR)

- ❑ Puerto Rico Division of the Federal Highway Administration (**NON VOTING**)
- ❑ Region IV Administrator of the Federal Transit Administration (**NON VOTING**)

The PRMPO is also responsible for the development and adoption of the Transportation Improvement Program (TIP). This document presents proposed improvements to the transportation and highway system in Puerto Rico. Projects are recommended for Federal funding for a period of four fiscal years. The program reflects the area priorities and is based on realistic estimates of total costs for the four years period. The Annual Element of the TIP consists in the projects proposed for implementation during the First Year Program, i.e. October 1, 2016 to September 30, 2017. The projects included reflect a multimodal approach to alleviate transportation problems.

This document includes the priority list of proposed projects that are to be undertaken by year, consistent with the transportation plan and are financially constrained. Projects included in the Annual Element can be implemented using the estimated allocation for Fiscal Year 2017 and carryover funds.

General transportation priorities are defined as follows:

- Regional projects, projects which involve several municipalities
- Public transportation projects of high impact and investment
- Carryover projects
- Continuity projects
- Transportation projects for the elderly and handicapped
- Construction of transportation facilities
- Improvements of existing transportation facilities
- Construction of shelters/stop for transportation services
- Acquisition of vehicles for public transportation services
- Acquisition of vehicles to support paratransit services
- Preventive maintenance cost for transit vehicles
- Operational assistant to paratransit services
- Construction of facilities for maintenance garage for transit vehicles
- Transit enhancements
- Transit security projects

WHAT IS THE TIP?

The *Fiscal Years 2017-2020 San Juan Urbanized Area (SJUA) Transportation Improvement Program (TIP)* was prepared in accordance with the requirements of the Fixing America's Surface Transportation (FAST) Act. The FAST Act was signed by President Obama on December 4, 2015. The FAST Act maintains its focus on safety, keeps intact the established structure of the various highway-related programs we manage, continues efforts to streamline project delivery and, for the first time, provides a dedicated source of federal dollars for freight projects. This Act supports transit funding through fiscal year 2020. This document describes and prioritizes the surface transportation programs and projects that the SJUA Policy Board Committee of Puerto Rico Metropolitan Planning Organization (SJUA PRMPO) has selected for implementation during the program period. The TIP contains the adopted list of public transit, highway, bicycle, and pedestrian projects that will receive federal transportation funds in the near future in accordance with the transportation plan. The TIP needs to be financially constrained; meaning that projects that are identified will have the necessary federal and local funding.

The TIP will be updated at least every two (2) years, and revised as needed. As approved by the SJUA PRMPO Policy Board Committee, the TIP is incorporated in the *Statewide Transportation Improvement Program (STIP)*.

The FY 2017-2020 SJUA TIP identifies transportation programs and projects totaling approximately **\$158,586,212.73** to be implemented during the four-year program period. The projects included are those eligible for federal funding assistance, as well as regionally significant locally-funded projects. Also, the SJUA TIP can include significant projects that require action by the Federal Highway Administration (FHWA) or the Federal Transit Administration (FTA), regardless of whether or not they are funded with federal funds.

PROJECT EVALUATIONS

The following criteria were utilized to evaluate the petitions received to be considered in the programing for FY 2017-2020 SJUA TIP:

- Compliance with FAST Act planning factors; and
- Consistency with Long Range Transportation Plan.

The PRHTA Central Planning and Coordination Work Group (CPCWG) with the SJUA Technical Committee reviewed and submitted for consideration of the PRMPO the list of projects to be including in the TIP.

FEDERAL HIGHWAY ADMINISTRATION (FHWA)

The Moving Ahead for Progress in the 21st Century Act (MAP-21), enacted in 2012, included provisions to make the Federal surface transportation more streamlined, performance-based, and multimodal, and to address challenges facing the U.S. transportation system, including improving safety, maintaining infrastructure condition, reducing traffic congestion, improving efficiency of the system and freight movement, protecting the environment, and reducing delays in project delivery. The FAST Act builds on the changes made by MAP-21.

Below is a more detailed summary of some FAST Act provisions.

PROJECT DELIVERY: DOT has been a leader in reducing the bureaucratic red tape that can stall and delay critical transportation projects from moving forward. The FAST Act adopted a number of Administration proposals to further speed the permitting processes while still protecting environmental and historic treasures and also codifying the online system to track projects and interagency coordination processes.

FREIGHT: The FAST Act would establish both formula and discretionary grant programs to fund critical transportation projects that would benefit freight movements. These programs are similar to what the Administration proposed and will for the first time provide a dedicated source of Federal funding for freight projects, including multimodal projects. The Act emphasizes the importance of Federal coordination to focus local governments on the needs of freight transportation providers.

INNOVATIVE FINANCE BUREAU: The FAST Act establishes a new National Surface Transportation and Innovative Finance Bureau within the Department to serve as a one-stop shop for state and local governments to receive federal funding,

financing or technical assistance. This builds on the work of the Department's Build America Transportation Investment Center and provides additional tools to improve coordination across the Department to promote innovative finance mechanisms. The Bureau is also tasked with responsibility to drive efficiency in the permitting process, consistent with our request to establish a dedicated permitting office.

TIFIA: The TIFIA Loan program provides important financing options for large projects and public-private partnerships. The FAST Act includes organizational changes that will provide an opportunity for important structural improvements with the potential to accelerate the delivery of innovative finance projects. However, FAST's cut to the TIFIA program could constrain growth in this area over the course of the bill.

SAFETY: The FAST Act includes authority sought by the Administration to prohibit rental car companies from knowingly renting vehicles that are subject to safety recalls. It also increased maximum fines against non-compliant auto manufacturers from \$35 million to \$105 million. The law also will help bolster the Department's safety oversight of transit agencies and also streamlines the Federal truck and bus safety grant programs, giving more flexibility to States to improve safety in these areas. However, we know the bill also took a number of steps backwards in terms of the Department's ability to share data with the public and on the Department's ability to exercise aggressive oversight over our regulated industries.

TRANSIT: The FAST Act includes a number of positive provisions, including reinstating the popular bus discretionary grant program and strengthening the Buy America requirements that promote domestic manufacturing through vehicle and track purchases.

LADDERS OF OPPORTUNITY: The Act includes a number of items that strengthen workforce training and improve regional planning. These include allocating slightly more formula funds to local decision makers and providing planners with additional design flexibilities. Notably, FAST makes Transit Oriented

Development (TOD) expenses eligible for funding under highway and rail credit programs. TOD promotes dense commercial and residential development near transit hubs in an effort to shore up transit ridership and promote walkable, sustainable land use.

FEDERAL TRANSIT ADMINISTRATION (FTA)

MAP-21 transit program provisions further several important goals, including safety, state of good repair, performance, and program efficiency. MAP-21 gives the Federal Transit Administration (FTA) significant new authority to strengthen the safety of public transportation systems throughout the United States. The Act also puts new emphasis on restoring and replacing our aging public transportation infrastructure by establishing a new needs-based formula program and new asset management requirements. In addition, it establishes performance-based planning requirements that align Federal funding with key goals and tracks progress towards these goals.

Finally, MAP-21 improves the efficiency of administering grant programs by consolidating several programs and streamlining the major capital investment grant program known as "New Starts."

The FAST Act, reauthorizes FTA programs and includes changes to improve mobility, streamline capital project construction and acquisition, and increase the safety of public transportation systems across the country. The act's five years of predictable formula funding enables transit agencies to better manage long-term assets and address the backlog of state of good repair needs. It also includes funding for new competitive grant programs for buses and bus facilities, innovative transportation coordination, workforce training, and public transportation research activities.

NEW PROGRAMS

Safety

MAP-21 grants FTA the authority to establish and enforce a new comprehensive framework to oversee the safety of public transportation throughout the United States. FTA will develop safety performance criteria for all modes of public transportation

(rail, bus, etc.). The new law requires all recipients of FTA funding to develop agency safety plans that include performance targets, strategies, and staff training. For rural recipients, the plan may be drafted by the State. For small urban systems, FTA must issue a rule designating which small urban systems may have their safety plans drafted by the State. These measures and targets must be incorporated into metropolitan and statewide transportation plans and transportation improvement programs.

MAP-21 also grants FTA enforcement authority and permits FTA to issue directives, require more frequent oversight of transit systems, impose more frequent reporting requirements, and require that formula grant funds be spent to correct safety deficiencies before funds are spent on other projects.

Asset Management Provisions

MAP-21 requires FTA to define the term “state of good repair” and create objective standards for measuring the condition of capital assets, including equipment, rolling stock, infrastructure, and facilities. Based on that definition, FTA must then develop performance measures under which all FTA grantees will be required to set targets. All FTA grantees and their sub-recipients are required to develop transit asset management plans. These plans must include, at a minimum, capital asset inventories, condition assessments, and investment prioritization. Each designated recipient of FTA formula funding will be required to report on the condition of its system, any change in condition since the last report, targets set under the above performance measures, and progress towards meeting those targets. These measures and targets must be incorporated into metropolitan and statewide transportation plans and transportation improvement programs (TIPs).

Emergency Relief

This new program assists States and public transportation systems with emergency-related expenses. Emergencies are defined as natural disasters affecting a wide area or a catastrophic failure from an external cause for which the governor of a State has declared an emergency (and the Secretary of Transportation has concurred) or the President has declared a major disaster. The program funds capital projects to protect, repair, reconstruct, or replace equipment and facilities.

It also funds transit agency operating costs related to evacuation, rescue operations, temporary public transportation service, or changing public transportation route service before, during, or after an emergency in an area directly affected. The grants only cover expenses not reimbursed by the Federal Emergency Management Agency (FEMA). The program will provide immediate funding, similar to the FHWA emergency program. Funding will be appropriated by Congress as needed.

Transit-Oriented Development Planning Pilot

MAP-21 creates a new discretionary pilot program for transit-oriented development (TOD) planning grants. Eligible activities include comprehensive planning in corridors with new rail, bus rapid transit, or core capacity projects. The comprehensive plans should seek to enhance economic development, ridership, and other goals; facilitate multimodal connectivity and accessibility; increase access to transit hubs for pedestrian and bicycle traffic; enable mixed-use development; identify infrastructure needs associated with the project; and include private sector participation.

The following sections describe some of the various funding sources for FTA programs, which are including in this document:

- §5307 Urbanized Area Formula Grants
- §5310 Enhanced Mobility of Seniors and Individuals with Disabilities
- §5337 State of Good Repair Grants
- §5339 Bus and Bus Facilities Grants

URBANIZED AREA FORMULA GRANTS (SECTION 5307)

The PRHTA is the designated recipient of funds apportioned to the Puerto Rico SJUA. The funds are apportioned based on legislative formulas, with different formulas applying to UZAs with populations more than 200,000. The Puerto Rico SJUA apportionment formula is based on population and population density statistics from the most recent decennial census.

This program provides grants to urbanized areas to support public transportation. Funding is distributed by formula based on the level of transit service provision, population, and other factors. The section 5307 provides federal funds for capital, planning, job access and reverses commute projects, for public transportation in

urbanized area with a population of more than 200,000. The program remains largely unchanged with a few exceptions:

Job access and reverse commute activities now eligible

Activities eligible under the former Job Access and Reverse Commute (JARC) program, which focused on providing services to low-income individuals to access jobs, are now eligible under the Urbanized Area Formula program. These include operating assistance with a 50 percent local match for job access and reverse commute activities. In addition, the urbanized area formula for distributing funds now includes the number of low-income individuals as a factor. There is no floor or ceiling on the amount of funds that can be spent on job access and reverse commute activities.

Expanded eligibility for operating expenses for systems with 100 or fewer buses

MAP-21 expands eligibility for using Urbanized Area Formula funds for operating expenses. Previously, only urbanized areas with populations below 200,000 were eligible to use Federal transit funds for FTA of funding for operating expenses. Under MAP-21, a special rule allows recipients in urbanized areas with populations of 200,000 or above and that operate 100 or fewer buses in fixed route service during peak hours, to receive a grant for operating assistance subject to a maximum amount per system as explained below:

- a. Public transportation systems that operate a minimum of 76 buses and a maximum of 100 buses in fixed route service during peak service hours may receive operating assistance in an amount not to exceed 50 percent of the share of the apportionment that is attributable to such systems within the urbanized area, as measured by vehicle revenue hours.
- b. Public transportation systems that operate 75 or fewer buses in fixed route service during peak service hours may receive operating assistance in an amount not to exceed 75 percent of the share of the apportionment that is attributable to such systems within the urbanized area, as measured by vehicle revenue hours.

Eligibility for Safety Certification Training

The section 5307 funds are permitted to use not more than 0.5 percent of their formula funds under the Urbanized Area Formula Program to pay not more than 80%

of the cost of participation for an employee who is directly responsible for safety oversight to participate in public transportation safety certification training. Safety certification training program requirements will be established in accordance with section 5329.

ENHANCED MOBILITY OF SENIORS AND INDIVIDUALS WITH DISABILITIES PROGRAM (SECTION 5310)

This program provides formula funding to increase the mobility of seniors and persons with disabilities. Funds are apportioned based on the Commonwealth share of the targeted populations and are now apportioned to the Commonwealth for areas under 200,000 and large urbanized areas (over 200,000). The former New Freedom program (5317) is folded into this program. The New Freedom program provided grants for services for individuals with disabilities that went above and beyond the requirements of the Americans with Disabilities Act (ADA). Activities eligible under New Freedom are now eligible under the Enhanced Mobility of Seniors and Individuals with Disabilities program.

Projects selected for funding must be included in a locally developed, coordinated public transit human services transportation plan; and the competitive selection process, which was required under the former New Freedom program, is now optional. At least 55 percent of program funds must be spent on the types of capital projects eligible under the former Section 5310 -- public transportation projects planned, designed, and carried out to meet the special needs of seniors and individuals with disabilities when public transportation is insufficient, inappropriate, or unavailable. The remaining 45 percent may be used for: public transportation projects that exceed the requirements of the ADA; public transportation projects that improve access to fixed-route service and decrease reliance by individuals with disabilities on complementary paratransit; or, alternatives to public transportation that assist seniors and individuals with disabilities. Using these funds for operating expenses requires a 50 percent local match while using these funds for capital expenses (including acquisition of public transportation services) requires a 20 percent local match.

**STATE OF GOOD REPAIR GRANTS
(SECTION 5337)**

MAP-21 establishes a new grant program to maintain public transportation systems in a state of good repair. This program replaces the fixed Guideway modernization program (Section 5309).

Funding is limited to Fixed Guideway systems (including rail, bus rapid transit, and passenger ferries) and high intensity bus (high intensity bus refers to buses operating in high occupancy vehicle (HOV) lanes.) Projects are limited to replacement and rehabilitation, or capital projects required to maintain public transportation systems in a state of good repair. Projects must be included in a transit asset management plan to receive funding. The new formula comprises: (1) the former Fixed Guideway modernization formula; (2) a new service-based formula; and (3) a new formula for buses on HOV lanes.

**BUS AND BUS FACILITIES FORMULA GRANTS
(SECTION 5339)**

A new formula grant program is established under Section 5339, replacing the previous Section 5309 discretionary Bus and Bus Facilities program. This program is a source of funding for the urbanized area, but replaces the previous discretionary program under which the transit system was able to obtain several large grants. The program provides funding to replace, rehabilitate, and purchase buses and related equipment as well as construct bus-related facilities.

LONG RANGE TRANSPORTATION PLAN CONSISTENCY

A primary consideration in the selection of projects is the consistency with the LRTP. The LRTP is a regional plan for surface transportation projects that are regional significance and address the projected surface transportation needs of Puerto Rico residents and visitors.

Using the LRTP as the starting point, major projects that were expected to be ready for implementation within the four-year TIP programming period, were considered by the SJUA PRMPO members. The PRMPO members requested project listings also included surface transportation projects and highways projects that are proposed to be funded with federal funds.

REVISION TO THE TIP

The following administrative provisions have been established in order to ensure timely implementation and oversight of the TIP. A revision refers to a change to the TIP that occurs as needed. A minor revision is an “administrative modification,” while a major revision is an “amendment,” as described below:

ADMINISTRATIVE MODIFICATION

Administrative modifications are minor revisions to the TIP. These types of revisions do not require solicitation of public comment or demonstration of financial constraint. However, the TIP must remain financially constrained, and administrative modifications must not result in the addition or deletion of another project, including the deferral of a project to a year that is outside of the four year TIP. Existent two types of administrative modifications: pre-approved and expedited.

PRE-APPROVED ADMINISTRATIVE MODIFICATIONS

To prevent TIP procedures from becoming overly burdensome, Federal regulations allow procedures for administrative modifications to be commensurate with its perceived impact. Recognizing the need to streamline the process for these minor changes, pre-approved administrative modifications, are true as long as the following conditions apply:

- The administrative modifications do not affect financial constraint of the TIP; and
- The administrative modification does not change the scope of the project or the environmental determination.

The following revision could be considered as administrative modifications:

- A. The source of federal funds designated for a project may be revised to reflect a different funding program administered by the same U.S. DOT operating agency.
- B. Federal funding for a project may be changed to local funding.
- C. The amount programmed for a project phase may be revised to reflect changes in cost estimates. Additional funding is limited to the littlest of 20 percent of the estimated total project cost or \$2 million.

- D. Additional federal funding, such as congressional earmarks or discretionary funds may be added to a project currently included in the TIP.
- E. In order to expedite project selection for implementation and ensure timely TIP implementation, projects may be advanced from their programmed year if they are “ready-to-go.”
- F. Projects may be deferred to a later year if they are not “ready-to-go” as originally programmed.
- G. A project phase may be deleted or deferred to a year that is outside of the four-year TIP as long as another phase of the project remains in the TIP and the project’s scope is not affected.
- H. Changes may be made to projects that are included in the TIP for illustrative purposes.
- I. A project’s description may be revised or clarified as long as the project’s scope is not affected.

EXPEDITED ADMINISTRATIVE MODIFICATIONS

Requests for expedited approval of administrative modifications are submitted directly to the PRMPO Policy Board Committee without solicitation of public comment. The administrative modification must not affect the financial constraint of the TIP.

Expedited administrative modifications include the following:

- A. Changing the scope of a project to accommodate environmental impact mitigation measures.
- B. Changing the size of revenue rolling stock (e.g. vans, 30’ buses) if the changes results in a change in the total carrying capacity by 20 percent or less.
- C. Changing the quantity for revenue rolling stock that exceeds 20 percent (plus or minus) of the original quantity if the change in quantity results in a change in the total carrying capacity by 20 percent or less.

AMENDMENTS

In the Metropolitan Transportation Planning Final Rule an Amendment “means a revision to a long-range statewide or metropolitan transportation plan, TIP, or STIP that involves a major change to a project included in a metropolitan transportation plan, TIP, or STIP, including the addition or deletion of a project or a major change in project cost, project/project phase initiation dates, or a major change in design concept or design scope (e.g., changing project termini or the number of through traffic lanes). The changes to projects those are included only for illustrative purposes do not require an amendment. An amendment is a revision that requires public review and comment, re-demonstration of fiscal constraint, or a conformity determination (for metropolitan transportation plans and TIPs involving “non-exempt” projects in nonattainment and maintenance areas). In the context of a long-range statewide transportation plan, an amendment is a revision approved by the State in accordance with its public involvement process.”

Major revisions include the following actions:

- A. Adding a project to the TIP/STIP.
- B. Deleting a project from the TIP/STIP, including deferring a project to a year that is outside of the four-year TIP/STIP.
- C. Significantly modifying the design concept or design scope of a programmed project (e.g., changing the project termini). For projects programmed with FTA funds, a change in a project’s scope is considered “major” if the change materially alters the objective or description of the project, or the size, type, or quantity of items. Examples include:
 - 1. Changing from replacement buses to expansion buses (and versa);
 - 2. Changing the size of revenue rolling stock (e.g. vans, 30’ buses) if the change results in a change in the total carrying capacity by more than 20 percent.
 - 3. Changing the quantity for revenue rolling stock that exceeds 20 percent (plus or minus) of the original quantity if the change in quantity results in a change in the total carrying capacity by more than 20 percent.

D. Revising the amount programmed for a project phase if it increases the estimated total project cost by more than 20 percent or \$2 million.

PROJECT FINANCIAL PLAN FOR FTA PROGRAMS

The annual element consists of the projects proposed for implementation during the first year program in this document from October 1, 2016 to September 30, 2017. The projects included reflect a multimodal approach in our efforts to alleviate transportation problems.

The estimated federal cost for projects, for FTA programs during the four fiscal years is **\$158,586,212.73** ; distributed as follows:

FTA Section	Fiscal Years				TOTAL
	2017	2018	2019	2020	
Section 5307	\$ 52,385,116.50	\$ 30,050,370.50	\$ 18,751,676.67	\$ 18,009,650.97	\$ 119,196,814.63
Section 5310	\$ -	\$ 2,563,719.90	\$ -	\$ -	\$ 2,563,719.90
Section 5329	\$ 771,212.00	\$ -	\$ -	\$ -	\$ 771,212.00
Section 5337	\$ -	\$ 11,000,000.00	\$ 5,000,000.00	\$ 5,000,000.00	\$ 21,000,000.00
Section 5339	\$ 3,884,003.00	\$ 6,034,584.00	\$ 2,722,277.60	\$ 2,413,601.60	\$ 15,054,466.20
Total	\$ 57,040,331.50	\$ 49,648,674.40	\$ 26,473,954.27	\$ 25,423,252.57	\$ 158,586,212.73

FTA federal assistance is distributed as follow:

SAN JUAN URBANIZED AREA APPORTIONMENT

SECTION 5307 AND 5340 URBANIZED AREA	
FY 2015 Apportionment	\$8,554,279.00
FY 2016 Apportionment	\$19,628,953.00
FY 2017 Apportionment	\$27,261,636.00
FY 2018 Apportionment	\$26,695,846.00
Total Funds Available	\$82,140,714.00

SECTION 5310 ENHANCED MOBILITY OF	
FY 2016 Apportionment	\$2,494,579.00
FY 2017 Apportionment	\$2,534,294.00
FY 2018 Apportionment	\$2,547,421.00
Total Funds Available	\$7,576,294.00

SECTION 5329 STATE SAFETY OVERSIGHT	
FY 2014 Apportionment	\$1,595.00
FY 2016 Apportionment	\$303,543.00
FY 2017 Apportionment	\$298,570.00
FY 2018 Apportionment	\$297,050.00
Total Funds Available	\$900,758.00

SECTION 5337 HIGH INTENSITY FIXED GUIDEWAY	
FY 2015 Apportionment	\$6,393,833.00
FY 2016 Apportionment	\$7,239,637.00
FY 2017 Apportionment	\$6,876,943.00
FY 2018 Apportionment	\$7,952,222.00
Total Funds Available	\$ 28,462,635.00

SECTION 5339 BUS AND BUS FACILITIES	
FY 2015 Apportionment	\$2,657,203.00
FY 2016 Apportionment	\$2,448,727.00
FY 2017 Apportionment	\$2,423,476.00
FY 2018 Apportionment	\$3,169,864.00
Total Funds Available	\$9,952,883.00



Government of Puerto Rico

Puerto Rico Department of Transportation and Public Works
Puerto Rico Highway and Transportation Authority

Transportation Improvement Program (TIP)

Fiscal Years 2017-2020

FEDERAL TRANSIT ADMINISTRATION (FTA)

San Juan Urbanized Area (SJUA)

(UA > 1,000,000 in Population)

Section 5307

GOVERNMENT OF PUERTO RICO
 PUERTO RICO DEPARTMENT OF TRANSPORTATION AND PUBLIC WORKS
 PUERTO RICO HIGHWAY AND TRANSPORTATION AUTHORITY
 TRANSPORTATION IMPROVEMENT PROGRAM
 FISCAL YEARS 2017 - 2020
 Amendment #3 Administrative Modification

SECTION 5307: SAN JUAN URBANIZED AREA (SJUA)

Num.	Description		Year Apporportioned	Annual Element	Three Years Program				Total Est. Cost	Project Justification	Source of Local Funds	Remarks
					2017	2018	2019	2020				
1	Repair and Maintenance to Kuilan and Guardarrama Public Transportation Terminal, Phase I	Bayamón	2013	F	320,000	-	-	-	320,000	Narrative Justification Submitted	Certification Prepared by the Municipality	Carryover Funds FY 2013. Application under FTA Consideration. TrAMS # 2008-2016-1
				S	80,000	-	-	-	80,000			
				T	400,000	-	-	-	400,000			
2	Improvement to Trolley Maintenance Garage, Phase II	Bayamón	2013	F	144,000	-	-	-	144,000	Narrative Justification Submitted	Certification Prepared by the Municipality	Carryover Funds \$144,000 FY 2013 Application under FTA Consideration. TrAMS # 2008-2016-1
				S	36,000	-	-	-	36,000			
				T	180,000	-	-	-	180,000			
3	Improvement to Trolley Maintenance Garage, Phase II-B	Bayamón	2016	F	1,420,000	-	-	-	1,420,000	Narrative Justification Submitted	Certification Prepared by the Municipality	Carryover Funds \$1,420,000 FY 2016
				S	355,000	-	-	-	355,000			
				T	1,775,000	-	-	-	1,775,000			
4	Maintenance of Transit fleet	Bayamón	2015	F	-	28,849	29,137	29,429	87,415	Narrative Justification Submitted	Certification Prepared by the Municipality	FY 15, 16 & 17 with a total of \$84,563 in FTA Grant 2018-002-00
				S	-	7,212	7,284	7,357	21,854			
				T	-	36,061	36,422	36,786	109,269			
5	Operational Assistance for ADA Paratransit program	Bayamón	2015	F	-	65,939	66,598	67,264	199,802	Narrative Justification Submitted	Certification Prepared by the Municipality	FY 15, 16 & 17 with a total of \$193,926 in FTA Grant 2018-002-00
				S	-	16,485	16,650	16,816	49,950			
				T	-	82,424	83,248	84,080	249,752			
6	Pedestrian Improvements on Dr. Veve Street	Bayamón	2015	F	2,287,832	-	-	-	2,287,832	Narrative Justification Submitted	Certification Prepared by the Municipality	Carryover Funds \$1,143,916 FY 2016 Associate Transit Improvements
				S	571,958	-	-	-	571,958			
				T	2,859,790	-	-	-	2,859,790			
7	Pedestrian and bicycle connection in Santa Cruz Sector (Tren Urbano - PR-5 - Santa Cruz Street)	Bayamón	2015	F	2,114,740	1,057,370	-	-	3,172,110	Narrative Justification Submitted	Certification Prepared by the Municipality	Carryover Funds \$1,057,370 FY 2016 Associate Transit Improvements
				S	528,685	264,343	-	-	793,028			
				T	2,643,425	1,321,713	-	-	3,965,138			

*If the "Source of Local Funds" column states the use of toll credits; the same has been added to the "F" share.

GOVERNMENT OF PUERTO RICO
 PUERTO RICO DEPARTMENT OF TRANSPORTATION AND PUBLIC WORKS
 PUERTO RICO HIGHWAY AND TRANSPORTATION AUTHORITY
 TRANSPORTATION IMPROVEMENT PROGRAM
 FISCAL YEARS 2017 - 2020
 Amendment #3 Administrative Modification

SECTION 5307: SAN JUAN URBANIZED AREA (SJUA)

Num.	Description		Year Apportioned	Annual Element	Three Years Program				Total	Project Justification	Source of Local Funds	Remarks
					2017	2018	2019	2020	Est. Cost			
8	Preventive Maintenance for the Public Transportation Services	Caguas	2014	F	50,800	45,450	45,905	46,364	188,518	Narrative Justification Submitted	Certification Prepared by the Municipality	
				S	12,700	11,363	11,476	11,591	47,130			
				T	63,500	56,813	57,381	57,954	235,648			
9	Provision of Paratransit Services	Caguas	2015	F	106,366	89,890	90,789	91,697	378,742	Narrative Justification Submitted	Certification Prepared by the Municipality	
				S	26,592	22,473	22,697	22,924	94,685			
				T	132,958	112,363	113,486	114,621	473,427			
10	Acquisition of two (2) Trolleys	Canóvanas	2015	F	242,560	-	-	-	242,560	Narrative Justification Submitted	Certification Prepared by the Municipality	Subject to comply with FTA requirements.
				S	60,640	-	-	-	60,640			
				T	303,200	-	-	-	303,200			
11	Construction & Rehabilitation of #15 Bus Shelter	Canóvanas	2015	F	30,000	-	-	-	30,000	Narrative Justification Submitted	Certification Prepared by the Municipality	Subject to comply with FTA requirements.
				S	7,500	-	-	-	7,500			
				T	37,500	-	-	-	37,500			
12	Preventive Maintenance for Public Transportation	Canóvanas	2015	F	169,800	50,000	50,500	51,005	321,305	Narrative Justification Submitted	Certification Prepared by the Municipality	Carryover Funds \$80,000 FY 2015 & \$44,800 FY 2016. Subject to comply with FTA requirements.
				S	42,450	12,500	12,625	12,751	80,326			
				T	212,250	62,500	63,125	63,756	401,631			
13	Installation of GPS and radios trolley and paratransit Vehicle	Canóvanas	2015	F	30,000	-	-	-	30,000	Narrative Justification Submitted	Certification Prepared by the Municipality	Subject to comply with FTA requirements.
				S	7,500	-	-	-	7,500			
				T	37,500	-	-	-	37,500			
14	Acquisition of Eight (8) Vehicles Two (2) of (24 Passenger Capacity) Two (2) of (14 Passenger Capacity) and Four (4) Mini Buses (16 Passenger Capacity) for Expansion Services	Canóvanas	2015	F	480,000	-	-	-	480,000	Narrative Justification Submitted	Certification Prepared by the Municipality	Subject to comply with FTA requirements and paratransit plan.
				S	120,000	-	-	-	120,000			
				T	600,000	-	-	-	600,000			

*If the "Source of Local Funds" column states the use of toll credits; the same has been added to the "F" share.

GOVERNMENT OF PUERTO RICO
 PUERTO RICO DEPARTMENT OF TRANSPORTATION AND PUBLIC WORKS
 PUERTO RICO HIGHWAY AND TRANSPORTATION AUTHORITY
 TRANSPORTATION IMPROVEMENT PROGRAM
 FISCAL YEARS 2017 - 2020
 Amendment #3 Administrative Modification

SECTION 5307: SAN JUAN URBANIZED AREA (SJUA)

Num.	Description		Year Apporportioned	Annual Element	Three Years Program				Total	Project Justification	Source of Local Funds	Remarks
				2017	2018	2019	2020	Est. Cost				
15	Preventive Maintenance	Carolina	2016	F	435,304	220,922	223,131	225,363	1,104,720	Narrative Justification Submitted	Certification Prepared by the Municipality	Carryover Funds \$216,569 FY 2016 Application under FTA Consideration TrAMS # 2038-2017-1
				S	108,826	55,231	55,783	56,341	276,180			
				T	544,130	276,153	278,914	281,703	1,380,900			
16	Additional Funds for the Rehabilitation of 19 buses	Carolina	2015	F	105,578	-	-	-	105,578	Narrative Justification Submitted	Certification Prepared by the Municipality	
				S	26,395	-	-	-	26,395			
				T	131,973	-	-	-	131,973			
17	Preventive Maintenance Cost for Transit System	Cataño	2016	F	80,000	40,400	40,804	41,212	202,416	Narrative Justification Submitted	Certification Prepared by the Municipality	Carryover Funds \$40,000 FY 2016
				S	20,000	10,100	10,201	10,303	50,604			
				T	100,000	50,500	51,005	51,515	253,020			
18	Preventive Maintenance Cost for Transit System	Cayey	2013	F	114,594	28,112	28,393	28,677	199,776	Narrative Justification Submitted	Certification Prepared by the Municipality	Carryover Funds \$31,614 for FY 2013 & \$27,568 for FY 2014. FY 2013 & 2014 in Application under FTA Consideration TrAMS # 5584-2016-1
				S	28,649	7,028	7,098	7,169	49,944			
				T	143,243	35,140	35,491	35,846	249,720			

*If the "Source of Local Funds" column states the use of toll credits; the same has been added to the "F" share.

GOVERNMENT OF PUERTO RICO
 PUERTO RICO DEPARTMENT OF TRANSPORTATION AND PUBLIC WORKS
 PUERTO RICO HIGHWAY AND TRANSPORTATION AUTHORITY
 TRANSPORTATION IMPROVEMENT PROGRAM
 FISCAL YEARS 2017 - 2020
 Amendment #3 Administrative Modification

SECTION 5307: SAN JUAN URBANIZED AREA (SJUA)

Num.	Description		Year Apporioned	Annual Element	Three Years Program				Total Est. Cost	Project Justification	Source of Local Funds	Remarks
					2017	2018	2019	2020				
19	Provision of Paratransit Services in Accordance with ADA Regulations	Cayey	2013	F	419,704	87,870	88,749	89,636	685,959	Narrative Justification Submitted	Certification Prepared by the Municipality	Carryover Funds \$86,368 for 2013, \$86,368 for FY 2014, \$79,984 FY 2015 & \$79,984 FY 2016. FY 2013 & 2014 in Application under FTA Consideration TrAMS # 5584-2016-1
				S	104,926	21,968	22,187	22,409	171,490			
				T	524,630	109,838	110,936	112,045	857,449			
20	Preventive Maintenance Cost for Transit System	Ciales	2017	F	20,000	20,200	20,402	20,606	81,208	Narrative Justification Submitted	Certification Prepared by the Municipality	
				S	5,000	5,050	5,101	5,152	20,302			
				T	25,000	25,250	25,503	25,758	101,510			
21	Purchase of Communication Equipment One Mobile Radio	Ciales	2017	F	10,000	-	-	-	10,000	Narrative Justification Submitted	Certification Prepared by the Municipality	
				S	2,500	-	-	-	2,500			
				T	12,500	-	-	-	12,500			
22	Acquisition of Equipment for the Maintenance of Transit Fleet	Ciales	2017	F	7,000	-	-	-	7,000	Narrative Justification Submitted	Certification Prepared by the Municipality	
				S	1,750	-	-	-	1,750			
				T	8,750	-	-	-	8,750			
23	Preventive Maintenance Cost for Transit System	Cidra	2018	F		15,150	15,302	15,455	45,907	Narrative Justification Submitted	Certification Prepared by the Municipality	
				S		3,788	3,825	3,864	11,477			
				T		18,938	19,127	19,318	57,383			

*If the "Source of Local Funds" column states the use of toll credits; the same has been added to the "F" share.

GOVERNMENT OF PUERTO RICO
 PUERTO RICO DEPARTMENT OF TRANSPORTATION AND PUBLIC WORKS
 PUERTO RICO HIGHWAY AND TRANSPORTATION AUTHORITY
 TRANSPORTATION IMPROVEMENT PROGRAM
 FISCAL YEARS 2017 - 2020
 Amendment #3 Administrative Modification

SECTION 5307: SAN JUAN URBANIZED AREA (SJUA)

Num.	Description		Year Apporportioned	Annual Element	Three Years Program				Total	Project Justification	Source of Local Funds	Remarks
				2017	2018	2019	2020	Est. Cost				
24	Design and Construction of Eight (8) Bus Stops	Corozal	2015	F	117,355	-	-	-	117,355	Narrative Justification Submitted	Certification Prepared by the Municipality	Carryover Funds \$67,200 FY 2015 & \$50,155 FY 2016 in Application under FTA Consideration TrAMS # 5489-2016-5
				S	29,339	-	-	-	29,339			
				T	146,694	-	-	-	146,694			
25	Design Improvements to the Público Vehicles Terminal at the Urban Center of Corozal - Improve pedestrian and vehicle access.	Corozal	2015	F	76,580	-	-	-	76,580	Narrative Justification Submitted	Certification Prepared by the Municipality	Carryover Funds \$76,580 FY 2016 in Application under FTA Consideration TrAMS # 5489-2016-5
				S	19,145	-	-	-	19,145			
				T	95,725	-	-	-	95,725			
26	Construction Improvements to the Público Vehicles Terminal at the Urban Center of Corozal - Improve pedestrian and vehicle access.	Corozal	2017	F	-	143,420	-	-	143,420	Narrative Justification Submitted	Certification Prepared by the Municipality	
				S	-	35,855	-	-	35,855			
				T	-	179,275	-	-	179,275			
27	Preventive Maintenance for Transit Fleet	Corozal	2015	F	46,198	21,205	21,417	21,631	110,451	Narrative Justification Submitted	Certification Prepared by the Municipality	Carryover Funds \$9,446 FY 2015 & \$16,355 FY 2016 in Application under FTA Consideration TrAMS # 5489-2016-5
				S	11,550	5,301	5,354	5,408	27,613			
				T	57,748	26,506	26,771	27,039	138,064			
28	Construction of 4 signage for bus stops/shelters to expand trolley route	Corozal	2015	F	22,574	-	-	-	22,574	Narrative Justification Submitted	Certification Prepared by the Municipality	Carryover Funds \$22,574 FY 2015 in Application under FTA Consideration TrAMS # 5489-2016-5
				S	5,644	-	-	-	5,644			
				T	28,218	-	-	-	28,218			

*If the "Source of Local Funds" column states the use of toll credits; the same has been added to the "F" share.

GOVERNMENT OF PUERTO RICO
 PUERTO RICO DEPARTMENT OF TRANSPORTATION AND PUBLIC WORKS
 PUERTO RICO HIGHWAY AND TRANSPORTATION AUTHORITY
 TRANSPORTATION IMPROVEMENT PROGRAM
 FISCAL YEARS 2017 - 2020
 Amendment #3 Administrative Modification

SECTION 5307: SAN JUAN URBANIZED AREA (SJUA)

Num.	Description		Year AppORTioned	Annual Element				Total Est. Cost	Project Justification	Source of Local Funds	Remarks		
					2017	2018	2019					2020	
29		Improvements to streets, municipal roads and sidewalk along one stop on fixed trolley route	Corozal	2015	F	119,250	-	-	-	119,250	Narrative Justification Submitted	Certification Prepared by the Municipality	Carryover Funds \$119,250 FY 2015 in Application under FTA Consideration TrAMS # 5489-2016-5. Associate Transit Improvements.
					S	29,813	-	-	-	29,813			
					T	149,063	-	-	-	149,063			
30		Preventive Maintenance Cost for Transit Fleet	Dorado	2016	F	76,273	25,308	25,561	25,817	152,959	Narrative Justification Submitted	Certification Prepared by the Municipality	Carryover Funds \$23,848 FY 2015. \$27,614 FY 2016 in FTA Grant PR-2017-005-00
					S	19,068	6,327	6,390	6,454	38,240			
					T	95,341	31,635	31,951	32,271	191,198			
31		Provision of Paratransit Services in Accordance with ADA Regulations	Dorado	2015	F	197,843	68,603	69,289	69,982	405,717	Narrative Justification Submitted	Certification Prepared by the Municipality	Carryover Funds \$64,646 FY 2015 & \$65,939 FY 2016 Total \$130,585 in FTA Grant PR-2017-005-00
					S	49,461	17,151	17,322	17,495	101,429			
					T	247,304	85,754	86,611	87,477	507,146			
32		Replacement of nine (9) vehicles for New Midsize Transit Buses	Guaynabo	2014	F	-	727,213	-	-	727,213	Narrative Justification Submitted	Certification Prepared by the Municipality	Carryover Funds from FY 2014 & 2015 in the amount of \$360K obligated for 3 of 9 vehicles in FTA Grant 2018-003
					S	-	181,803	-	-	181,803			
					T	-	909,016	-	-	909,016			
33		Preventive Maintenance Cost for Transit Fleet	Guaynabo	2013	F	-	161,600	163,216	164,848	489,664	Narrative Justification Submitted	Certification Prepared by the Municipality	Carryover Funds from FY 2014 & 2015 in the amount of \$360k were obligated in FTA Grant 2018-003-00
					S	-	40,400	40,804	41,212	122,416			
					T	-	202,000	204,020	206,060	612,080			

*If the "Source of Local Funds" column states the use of toll credits; the same has been added to the "F" share.

GOVERNMENT OF PUERTO RICO
 PUERTO RICO DEPARTMENT OF TRANSPORTATION AND PUBLIC WORKS
 PUERTO RICO HIGHWAY AND TRANSPORTATION AUTHORITY
 TRANSPORTATION IMPROVEMENT PROGRAM
 FISCAL YEARS 2017 - 2020
 Amendment #3 Administrative Modification

SECTION 5307: SAN JUAN URBANIZED AREA (SJUA)

Num.	Description		Year Apporioned	Annual Element	Three Years Program				Total	Project Justification	Source of Local Funds	Remarks
					2017	2018	2019	2020	Est. Cost			
34	Repairs & Improvements of Public Transportation Terminal	Guaynabo	2013	F	488,000	-	-	-	488,000	Narrative Justification Submitted	Certification Prepared by the Municipality	Carryover Funds \$488,000 FY 2013 in Application under FTA Consideration TrAMS # 1905-2016-1
				S	122,000	-	-	-	122,000			
				T	610,000	-	-	-	610,000			
35	Maintenance Expenses	Gurabo	2015	F	27,000	11,000	11,110	11,221	60,331	Narrative Justification Submitted	Certification Prepared by the Municipality	Carryover Funds \$8,000 FY 2015 & \$9,000 FY 2016 in Application under FTA Consideration TrAMS # 5489-2016-5
				S	6,750	2,750	2,778	2,805	15,083			
				T	33,750	13,750	13,888	14,026	75,414			
36	Provision for paratransit service	Gurabo	2015	F	196,493	65,933	66,592	67,258	396,277	Narrative Justification Submitted	Certification Prepared by the Municipality	Carryover Funds FY 2015 \$65,280 & \$65,280 in Application under FTA Consideration TrAMS # 5489-2016-5.
				S	49,123	16,483	16,648	16,815	99,069			
				T	245,616	82,416	83,240	84,073	495,346			
37	Preventive Maintenance Cost for Público Terminals	Humacao	2015	F	220,000	45,450	45,905	46,364	357,718	Narrative Justification Submitted	Certification Prepared by the Municipality	Carryover Funds \$135,000 FY 2015 & \$40,000 FY 2016. FY 2015 in Application under FTA Consideration TrAMS # 5567-2016-1
				S	55,000	11,363	11,476	11,591	89,430			
				T	275,000	56,813	57,381	57,954	447,148			
38	Preventive Maintenance Cost for Transit Fleet	Humacao	2013	F	135,439	56,669	57,236	57,808	307,152	Narrative Justification Submitted	Certification Prepared by the Municipality	Carryover Funds \$23,400 for FY 2013, \$1,400 for FY 2014 & \$53,970 FY 2016. FY 2013 & 2014 in Application under FTA Consideration TrAMS # 5567-2016-1
				S	33,860	14,167	14,309	14,452	76,788			
				T	169,299	70,836	71,545	72,260	383,940			

*If the "Source of Local Funds" column states the use of toll credits; the same has been added to the "F" share.

GOVERNMENT OF PUERTO RICO
 PUERTO RICO DEPARTMENT OF TRANSPORTATION AND PUBLIC WORKS
 PUERTO RICO HIGHWAY AND TRANSPORTATION AUTHORITY
 TRANSPORTATION IMPROVEMENT PROGRAM
 FISCAL YEARS 2017 - 2020
 Amendment #3 Administrative Modification

SECTION 5307: SAN JUAN URBANIZED AREA (SJUA)

Num.	Description		Year AppORTIONED	Annual Element	Three Years Program				Total	Project Justification	Source of Local Funds	Remarks
					2017	2018	2019	2020	Est. Cost			
39		Humacao	2013	F	340,000	85,850	86,709	87,576	600,134	Narrative Justification Submitted	Certification Prepared by the Municipality	Carryover Funds \$80,000 for FY 2013, \$90,000 FY 2014 & \$85,000 FY 2016. FY 2013 & 2014 in Application under FTA Consideration TrAMS # 5567-2016-1
				S	85,000	21,463	21,677	21,894	150,034			
				T	425,000	107,313	108,386	109,469	750,168			
40		Humacao	2013	F	144,000	-	-	-	144,000	Narrative Justification Submitted	Certification Prepared by the Municipality	Carryover Funds FY 2013 in Application under FTA Consideration TrAMS # 5567-2016-1
				S	36,000	-	-	-	36,000			
				T	180,000	-	-	-	180,000			
41		Humacao	2014	F	8,640		-	-	8,640	Narrative Justification Submitted	Certification Prepared by the Municipality	Carryover Funds FY 2014 in Application under FTA Consideration TrAMS # 5567-2016-1
				S	2,160		-	-	2,160			
				T	10,800		-	-	10,800			
42		Juncos	2014	F	180,484	53,161	33,628	13,899	281,171	Narrative Justification Submitted	Certification Prepared by the Municipality	
				S	45,121	13,290	8,407	3,475	70,293			
				T	225,604	66,451	42,035	17,374	351,464			
43		Juncos	2015	F	215,450	65,650	66,307	66,970	414,376	Narrative Justification Submitted	Certification Prepared by the Municipality	Carryover Funds \$84,800 for FY 2015 & \$65,000 FY 2016. FY 2015 in Application under FTA Consideration TrAMS # 3050-2016-1
				S	53,863	16,413	16,577	16,742	103,594			
				T	269,313	82,063	82,883	83,712	517,970			

*If the "Source of Local Funds" column states the use of toll credits; the same has been added to the "F" share.

GOVERNMENT OF PUERTO RICO
 PUERTO RICO DEPARTMENT OF TRANSPORTATION AND PUBLIC WORKS
 PUERTO RICO HIGHWAY AND TRANSPORTATION AUTHORITY
 TRANSPORTATION IMPROVEMENT PROGRAM
 FISCAL YEARS 2017 - 2020
 Amendment #3 Administrative Modification

SECTION 5307: SAN JUAN URBANIZED AREA (SJUA)

Num.	Description		Year AppORTIONED	Annual Element	Three Years Program				Total Est. Cost	Project Justification	Source of Local Funds	Remarks
					2017	2018	2019	2020				
44	Purchase of Equipment for Municipal Transit Garage	Juncos	2013	F	20,000		-	-	20,000	Narrative Justification Submitted	Certification Prepared by the Municipality	Carryover Funds FY 2013 in Application under FTA Consideration TrAMS # 3050-2016-1
				S	5,000		-	-	5,000			
				T	25,000		-	-	25,000			
45	Purchase of Computer, Equipment and Radio Communication System	Las Piedras	2013	F	4,000	-	-	-	4,000	Narrative Justification Submitted	Certification Prepared by the Municipality	Carryover Funds FY 2013 in Application under FTA Consideration TrAMS # 5489-2016-5
				S	1,000	-	-	-	1,000			
				T	5,000	-	-	-	5,000			
46	Engineering, Design and Environmental Compliance for the Construction of Maintenance Facilities, Phase I	Las Piedras	2016	F	120,000	-	-	-	120,000	Narrative Justification Submitted	Certification Prepared by the Municipality	Carryover Funds FY 2016 in Application under FTA Consideration TrAMS # 5489-2016-5
				S	30,000	-	-	-	30,000			
				T	150,000	-	-	-	150,000			
47	Provision of Paratransit Services in Accordance with ADA Regulations	Manatí	2017	F	-	61,882	61,882	61,882	185,646	Narrative Justification Submitted	Certification Prepared by the Municipality	FY 17 in FTA Grant 2018-001-00
				S	-	15,471	15,471	15,471	46,412			
				T	-	77,353	77,353	77,353	232,058			
48	Preventive Maintenance Cost for Transit Fleet	Manatí	2017	F	-	33,406	33,406	33,406	100,218	Narrative Justification Submitted	Certification Prepared by the Municipality	FY 15, 16 & 17 in FTA Grant 2018-001-00
				S	-	8,352	8,352	8,352	25,055			
				T	-	41,758	41,758	41,758	125,273			

*If the "Source of Local Funds" column states the use of toll credits; the same has been added to the "F" share.

GOVERNMENT OF PUERTO RICO
 PUERTO RICO DEPARTMENT OF TRANSPORTATION AND PUBLIC WORKS
 PUERTO RICO HIGHWAY AND TRANSPORTATION AUTHORITY
 TRANSPORTATION IMPROVEMENT PROGRAM
 FISCAL YEARS 2017 - 2020
 Amendment #3 Administrative Modification

SECTION 5307: SAN JUAN URBANIZED AREA (SJUA)

Num.	Description	Year AppORTIONED	Annual Element	Three Years Program				Total	Project Justification	Source of Local Funds	Remarks	
				2017	2018	2019	2020	Est. Cost				
49	Environmental Study, Design and Construction of Transfer Station and Maintenance Garage	Manatí	2017	F	218,400	-	-	-	218,400	Narrative Justification Submitted	Certification Prepared by the Municipality	Subject to complete Grant in TRAMs.
				S	54,600	-	-	-	54,600			
				T	273,000	-	-	-	273,000			
50	Additional Funds for the Acquisition of Land for the Construction of Transfer Station and Maintenance Garage	Manatí	2018	F	-	146,400	-	-	146,400	Narrative Justification Submitted	Certification Prepared by the Municipality	Subject to complete Grant in TRAMs.
				S	-	36,600	-	-	36,600			
				T	-	183,000	-	-	183,000			
51	Administration and Employee Education and Training	MBA	2017	F	100,000	100,000	-	-	200,000	Narrative Justification Submitted		
				S	25,000	25,000	-	-	50,000			
				T	125,000	125,000	-	-	250,000			
52	Preventive Maintenance for Motor Bus and Demand Respond Service	MBA	2016	F	18,000,000				18,000,000	Narrative Justification Submitted		Carryover Funds \$8,000,000 FY 2016
				S	4,500,000				4,500,000			
				T	22,500,000				22,500,000			
53	Acquisition of Surveillance Security Equipment	MBA	2017	F	300,000	-	-	-	300,000	Narrative Justification Submitted		
				S	75,000	-	-	-	75,000			
				T	375,000	-	-	-	375,000			

*If the "Source of Local Funds" column states the use of toll credits; the same has been added to the "F" share.

GOVERNMENT OF PUERTO RICO
 PUERTO RICO DEPARTMENT OF TRANSPORTATION AND PUBLIC WORKS
 PUERTO RICO HIGHWAY AND TRANSPORTATION AUTHORITY
 TRANSPORTATION IMPROVEMENT PROGRAM
 FISCAL YEARS 2017 - 2020
 Amendment #3 Administrative Modification

SECTION 5307: SAN JUAN URBANIZED AREA (SJUA)

Num.	Description		Year Apporportioned	Annual Element	Three Years Program				Total	Project Justification	Source of Local Funds	Remarks
					2017	2018	2019	2020	Est. Cost			
54	Bus Stop and Route Signing	MBA	2017	F	300,000	-	-	-	300,000	Narrative Justification Submitted		
				S	75,000	-	-	-	75,000			
				T	375,000	-	-	-	375,000			
55	Rehabilitation and Renovation Bus Terminal	MBA	2017	F	125,000	-	-	-	125,000	Narrative Justification Submitted		
				S	31,250	-	-	-	31,250			
				T	156,250	-	-	-	156,250			
56	Preventive Maintenance Cost for Tren Urbano	PRHTA	2016	F	-	9,000,000	15,000,000	15,000,000	39,000,000	Narrative Justification Submitted		FY 2017 with 15M in FTA Grant 2017-024-00
				S	-	2,250,000	3,750,000	3,750,000	9,750,000			
				T	-	11,250,000	18,750,000	18,750,000	48,750,000			
57	Cost Associated to parts, equipment and material for preventive maintenance acquired by First Transit	PRHTA	2016	F	1,000,000	-	-	-	1,000,000	Narrative Justification Submitted		
				S	250,000	-	-	-	250,000			
				T	1,250,000	-	-	-	1,250,000			
58	Design and Installation of a Solar Energy Project for Tren Urbano	PRHTA	2017	F	356,000	-	-	-	356,000	Narrative Justification Submitted		
				S	89,000	-	-	-	89,000			
				T	445,000	-	-	-	445,000			

*If the "Source of Local Funds" column states the use of toll credits; the same has been added to the "F" share.

GOVERNMENT OF PUERTO RICO
 PUERTO RICO DEPARTMENT OF TRANSPORTATION AND PUBLIC WORKS
 PUERTO RICO HIGHWAY AND TRANSPORTATION AUTHORITY
 TRANSPORTATION IMPROVEMENT PROGRAM
 FISCAL YEARS 2017 - 2020
 Amendment #3 Administrative Modification

SECTION 5307: SAN JUAN URBANIZED AREA (SJUA)

Num.	Description		Year AppORTIONED	Annual Element	Three Years Program				Total	Project Justification	Source of Local Funds	Remarks
					2017	2018	2019	2020	Est. Cost			
59	Funds for Vessel Parts, Equipment and Drydocking	PRHTA/ATM	2017	F	1,500,000	-	-	-	1,500,000	Narrative Justification Submitted		
				S	375,000	-	-	-	375,000			
				T	1,875,000	-	-	-	1,875,000			
60	Surveillance and Security System for Terminal and Vessels	PRHTA/ATM	2017	F	800,000	-	-	-	800,000	Narrative Justification Submitted		
				S	200,000	-	-	-	200,000			
				T	1,000,000	-	-	-	1,000,000			
61	Preventive Maintenance and Related Material Cost	PRHTA/ATM	2017	F	1,500,000				1,500,000	Narrative Justification Submitted		
				S	375,000	-	-	-	375,000			
				T	1,875,000	-	-	-	1,875,000			
62	Improvement to San Juan Maintenance Base	PRHTA/ATM	2017	F	480,000	-	-	-	480,000	Narrative Justification Submitted		
				S	120,000	-	-	-	120,000			
				T	600,000	-	-	-	600,000			
63	Rehabilitate, Rebuild and Maintain Ship Lift and Transfer System at Maintenance Base for the ATM System	PRHTA/ATM	2017	F	3,996,110	-	-	-	3,996,110	Narrative Justification Submitted		
				S	999,028	-	-	-	999,028			
				T	4,995,138	-	-	-	4,995,138			

*If the "Source of Local Funds" column states the use of toll credits; the same has been added to the "F" share.

GOVERNMENT OF PUERTO RICO
 PUERTO RICO DEPARTMENT OF TRANSPORTATION AND PUBLIC WORKS
 PUERTO RICO HIGHWAY AND TRANSPORTATION AUTHORITY
 TRANSPORTATION IMPROVEMENT PROGRAM
 FISCAL YEARS 2017 - 2020
 Amendment #3 Administrative Modification

SECTION 5307: SAN JUAN URBANIZED AREA (SJUA)

Num.	Description		Year AppORTIONED	Annual Element	Three Years Program				Total	Project Justification	Source of Local Funds	Remarks
				2017	2018	2019	2020	Est. Cost				
64	Purchase of Two (2) Pick Up Truck	San Juan	2013	F	40,000	-	-	-	40,000	Narrative Justification Submitted	Certification Prepared by the Municipality	Carryover Funds FY 2013 in Application under FTA Consideration TrAMS # 1886-2016-1
				S	10,000	-	-	-	10,000			
				T	50,000	-	-	-	50,000			
65	Acquisition of Vehicles to Improve Public Transportation Services	San Juan	2017	F	650,000	-	-	-	650,000	Narrative Justification Submitted	Certification Prepared by the Municipality	
				S	162,500	-	-	-	162,500			
				T	812,500	-	-	-	812,500			
66	Improvements to the Juan Palerm (East Terminal) Público Vehicles Terminal	San Juan	2014	F	300,000	-	-	-	300,000	Narrative Justification Submitted	Certification Prepared by the Municipality	Carryover Funds FY 2014 in Application under FTA Consideration TrAMS # 1886-2016-1
				S	75,000	-	-	-	75,000			
				T	375,000	-	-	-	375,000			
67	Preventive Maintenance for Red Conecta	San Juan	2016	F	1,160,350	585,977	591,837	597,755	2,935,919	Narrative Justification Submitted	Certification Prepared by the Municipality	Carryover Funds \$580,175 FY 2016 in Application under FTA Consideration TrAMS # 1886-2016-1
				S	290,088	146,494	147,959	149,439	733,980			
				T	1,450,438	732,471	739,796	747,194	3,669,899			
68	Replacement of four (4) trolley buses	San Juan	2015	F	800,000	-	-	-	800,000	Narrative Justification Submitted	Certification Prepared by the Municipality	Carryover Funds \$800,000 FY 2015 in Application under FTA Consideration TrAMS # 1886-2016-1
				S	200,000	-	-	-	200,000			
				T	1,000,000	-	-	-	1,000,000			

*If the "Source of Local Funds" column states the use of toll credits; the same has been added to the "F" share.

GOVERNMENT OF PUERTO RICO
 PUERTO RICO DEPARTMENT OF TRANSPORTATION AND PUBLIC WORKS
 PUERTO RICO HIGHWAY AND TRANSPORTATION AUTHORITY
 TRANSPORTATION IMPROVEMENT PROGRAM
 FISCAL YEARS 2017 - 2020
 Amendment #3 Administrative Modification

SECTION 5307: SAN JUAN URBANIZED AREA (SJUA)

Num.	Description		Year AppORTIONED	Annual Element	Three Years Program				Total	Project Justification	Source of Local Funds	Remarks
				2017	2018	2019	2020	Est. Cost				
69	Construction of Paseo Lineal Miramar-Condado	San Juan	2016	F	3,200,000	-	-	-	3,200,000	Narrative Justification Submitted	Certification Prepared by the Municipality	Carryover Funds \$3,200,000 FY 2016 in Application under FTA Consideration TrAMS # 1886-2016-1. Associated Transit Improvements-Bicycle paths
				S	800,000	-	-	-	800,000			
				T	4,000,000	-	-	-	4,000,000			
70	Improvements to the Capetillo Terminal	San Juan	2017	F	106,020	-	-	-	106,020	Budget Revision to Grant PR-90-X354-00	Certification Prepared by the Municipality	In Grant PR-90-X-354-00
				S	26,505	-	-	-	26,505			
				T	132,525	-	-	-	132,525			
71	Preventive Maintenance Cost for Transit Fleet	San Lorenzo	2015	F	120,600	61,206	61,818	62,436	306,060	Narrative Justification Submitted	Certification Prepared by the Municipality	Carryover Funds \$60,000 FY 2016
				S	30,150	15,302	15,455	15,609	76,515			
				T	150,750	76,508	77,273	78,045	382,575			
72	Provision of Paratransit Services in Accordance with ADA Regulations	San Lorenzo	2015	F	72,107	72,121	72,842	73,571	290,641	Narrative Justification Submitted	Certification Prepared by the Municipality	
				S	18,027	18,030	18,211	18,393	72,660			
				T	90,134	90,151	91,053	91,963	363,301			
73	Acquisition and Installation of a Virtual Camera System for the security in the Public Transportation Routes Stop Sites	San Lorenzo	2017	F	231,200	-	-	-	231,200	Narrative Justification Submitted	Certification Prepared by the Municipality	
				S	57,800	-	-	-	57,800			
				T	289,000	-	-	-	289,000			
74	Purchase & Installation of Stop and Street Signs for the three Public Transportation Routes	San Lorenzo	2017	F	135,360	-	-	-	135,360	Narrative Justification Submitted	Certification Prepared by the Municipality	
				S	33,840	-	-	-	33,840			
				T	169,200	-	-	-	169,200			
75	Purchase & Installation of Fifteen (15) Shelters for the Public Transportation Route	San Lorenzo	2017	F	48,000	-	-	-	48,000	Narrative Justification Submitted	Certification Prepared by the Municipality	
				S	12,000	-	-	-	12,000			
				T	60,000	-	-	-	60,000			

*If the "Source of Local Funds" column states the use of toll credits; the same has been added to the "F" share.

GOVERNMENT OF PUERTO RICO
 PUERTO RICO DEPARTMENT OF TRANSPORTATION AND PUBLIC WORKS
 PUERTO RICO HIGHWAY AND TRANSPORTATION AUTHORITY
 TRANSPORTATION IMPROVEMENT PROGRAM
 FISCAL YEARS 2017 - 2020
 Amendment #3 Administrative Modification

SECTION 5307: SAN JUAN URBANIZED AREA (SJUA)

Num.	Description		Year Apporportioned	Annual Element	Three Years Program				Total	Project Justification	Source of Local Funds	Remarks
					2017	2018	2019	2020	Est. Cost			
76	Preventive Maintenance Cost for Transit Fleet	Toa Baja	2015	F	279,981	98,600	99,586	100,582	578,749	Narrative Justification Submitted	Certification Prepared by the Municipality	Carryover Funds \$91,179 FY 2015 & \$91,178 FY 2016
				S	69,995	24,650	24,897	25,145	144,687			
				T	349,976	123,250	124,483	125,727	723,436			
77	Radios Communication Units (5)	Toa Baja	2015	F	12,200	-	-	-	12,200	Narrative Justification Submitted	Certification Prepared by the Municipality	Carryover Funds \$12,200 FY 2015
				S	3,050	-	-	-	3,050			
				T	15,250	-	-	-	15,250			
78	Installation of four (4) Bus Shelter for the New Routes Candelaria Arenas and Pájaros Ward	Toa Baja	2015	F	38,720	-	-	-	38,720	Narrative Justification Submitted	Certification Prepared by the Municipality	Carryover Funds \$38,720 FY 2016
				S	9,680	-	-	-	9,680			
				T	48,400	-	-	-	48,400			
79	One (1) support vehicle for oversight and support the Transit System	Toa Baja	2015	F	24,000	-	-	-	24,000	Narrative Justification Submitted	Certification Prepared by the Municipality	Carryover Funds \$24,000 FY 2015 in Application under FTA Consideration TrAMS # 5415-2016-1
				S	6,000	-	-	-	6,000			
				T	30,000	-	-	-	30,000			
80	Provision of Paratransit Sevices in Accordance with ADA Regulations	Toa Baja	2015	F	586,676	228,757	231,045	233,355	1,279,833	Narrative Justification Submitted	Certification Prepared by the Municipality	Carryover Funds \$180,000 FY 2015 & \$180,092 FY 2016. FY 2015 in Application under FTA Consideration TrAMS # 5415-2016-1
				S	146,669	57,189	57,761	58,339	319,958			
				T	733,345	285,946	288,806	291,694	1,599,791			

*If the "Source of Local Funds" column states the use of toll credits; the same has been added to the "F" share.

GOVERNMENT OF PUERTO RICO
 PUERTO RICO DEPARTMENT OF TRANSPORTATION AND PUBLIC WORKS
 PUERTO RICO HIGHWAY AND TRANSPORTATION AUTHORITY
 TRANSPORTATION IMPROVEMENT PROGRAM
 FISCAL YEARS 2017 - 2020
 Amendment #3 Administrative Modification

SECTION 5307: SAN JUAN URBANIZED AREA (SJUA)

Num.	Description		Year AppORTIONED	Annual Element	Three Years Program				Total	Project Justification	Source of Local Funds	Remarks
					2017	2018	2019	2020	Est. Cost			
81	Reconstruction for the sidewalks and handicap ramps for East route- Two (2) Phases.	Toa Baja	2015	F	542,010	-	-	-	542,010	Narrative Justification Submitted	Certification Prepared by the Municipality	Carryover Funds \$271,005 FY 2015 & \$271,005 FY 2016. FY 2015 in Application under FTA Consideration TrAMS # 5415-2016-1 Associated Transit Improvements
				S	135,503	-	-	-	135,503			
				T	677,513	-	-	-	677,513			
82	Purchase of 3 Cutaway <30 ft. 24 passenger buses for New Routes Candelaria Arena and Pájaros Ward	Toa Baja	2016	F	336,000	-	-	-	336,000	Narrative Justification Submitted	Certification Prepared by the Municipality	Carryover Funds \$336,000 FY 2016
				S	84,000	-	-	-	84,000			
				T	420,000	-	-	-	420,000			
83	Purchase of 2 Cutaway 30 ft. 24 passenger buses for New Routes to Tren Urbano	Toa Baja	2015	F	280,000	-	-	-	280,000	Narrative Justification Submitted	Certification Prepared by the Municipality	Carryover Funds \$280,000 FY 2016
				S	70,000	-	-	-	70,000			
				T	350,000	-	-	-	350,000			
84	Purchase of two (2) Paratransit Minibus to meet additional ADA demand	Toa Baja	2017	F	128,000	-	-	-	128,000	Narrative Justification Submitted	Certification Prepared by the Municipality	
				S	32,000	-	-	-	32,000			
				T	160,000	-	-	-	160,000			
85	Replacement of one (1) Trolley damaged, two (2) Paratransit Minibuses and two (2) Trolley	Toa Baja	2015	F	256,000	288,000	-	-	544,000	Narrative Justification Submitted	Certification Prepared by the Municipality	Carryover Funds \$128,000 FY 2015 & \$128,000 FY 2016
				S	64,000	72,000	-	-	136,000			
				T	320,000	360,000	-	-	680,000			

*If the "Source of Local Funds" column states the use of toll credits; the same has been added to the "F" share.

GOVERNMENT OF PUERTO RICO
 PUERTO RICO DEPARTMENT OF TRANSPORTATION AND PUBLIC WORKS
 PUERTO RICO HIGHWAY AND TRANSPORTATION AUTHORITY
 TRANSPORTATION IMPROVEMENT PROGRAM
 FISCAL YEARS 2017 - 2020
 Amendment #3 Administrative Modification

SECTION 5307: SAN JUAN URBANIZED AREA (SJUA)

Num.	Description		Year AppORTioned	Annual Element	Three Years Program				Total	Project Justification	Source of Local Funds	Remarks
				2017	2018	2019	2020	Est. Cost				
86	Renovation and repair of Público Terminal at Pueblo Ward	Trujillo Alto	2015	F	407,000	-	-	-	407,000	Narrative Justification Submitted	Certification Prepared by the Municipality	Carryover Funds \$407,000 FY 2015
				S	101,750	-	-	-	101,750			
				T	508,750	-	-	-	508,750			
87	Acquisition of Bus system TransTA, 15 mini vans for Masive Transportation within the Municipality in five (5) fix routes.	Trujillo Alto	2016	F	1,320,000	-	-	-	1,320,000	Narrative Justification Submitted	Certification Prepared by the Municipality	Carryover Funds \$880,000 FY 2016
				S	330,000	-	-	-	330,000			
				T	1,650,000	-	-	-	1,650,000			
88	Instalation of ten (10) Bus shelters for fixed routes passengers in CDB	Vega Alta	2015	F	288,000	-	-	-	288,000	Narrative Justification Submitted	Certification Prepared by the Municipality	Carryover Funds \$96,000 FY 2015 & \$96,000 FY 2016. FY 2015 in Application under FTA Consideration TrAMS # 5462-2016-1
				S	72,000	-	-	-	72,000			
				T	360,000	-	-	-	360,000			
89	Preventive Maintenance for Transit Buses, Facilities and ADA Complementary Paratransit activities	Vega Alta	2015	F	155,141	52,751	53,279	53,811	314,982	Narrative Justification Submitted	Certification Prepared by the Municipality	Carryover Funds \$51,200 FY 2015 & \$51,712 FY 2016. FY 2015 in Application under FTA Consideration TrAMS # 5462-2016-1
				S	38,785	13,188	13,320	13,453	78,745			
				T	193,926	65,939	66,598	67,264	393,727			
90	Operational Assistance for ADA Complementary Paratransit Activities	Vega Alta	2015	F	139,385	47,394	47,868	48,347	282,994	Narrative Justification Submitted	Certification Prepared by the Municipality	Carryover Funds \$46,000 FY 2015 & \$46,460 FY 2016. FY 2015 in Application under FTA Consideration TrAMS # 5462-2016-1
				S	34,846	11,849	11,967	12,087	70,748			
				T	174,231	59,243	59,835	60,433	353,742			

*If the "Source of Local Funds" column states the use of toll credits; the same has been added to the "F" share.

GOVERNMENT OF PUERTO RICO
 PUERTO RICO DEPARTMENT OF TRANSPORTATION AND PUBLIC WORKS
 PUERTO RICO HIGHWAY AND TRANSPORTATION AUTHORITY
 TRANSPORTATION IMPROVEMENT PROGRAM
 FISCAL YEARS 2017 - 2020
 Amendment #3 Administrative Modification

SECTION 5307: SAN JUAN URBANIZED AREA (SJUA)

Num.	Description		Year Apporioned	Annual Element	Three Years Program				Total Est. Cost	Project Justification	Source of Local Funds	Remarks
					2017	2018	2019	2020				
91	Preventive Maintenance Cost for Transit Fleet	Vega Baja	2015	F	179,600	76,960	77,730	78,507	412,796	Narrative Justification Submitted	Certification Prepared by the Municipality	Carryover Funds \$57,000 FY 2015 & \$57,000 FY 2016.
				S	44,900	19,240	19,432	19,627	103,199			
				T	224,500	96,200	97,162	98,134	515,996			
92	Operation of Paratransit System in Compliance with ADA regulations	Vega Baja	2017	F	124,400	119,200	124,400	135,200	503,200	Narrative Justification Submitted	Certification Prepared by the Municipality	
				S	31,100	29,800	31,100	33,800	125,800			
				T	155,500	149,000	155,500	169,000	629,000			
93	Acquisition of Two (2) Cutaway Bus (18-20 Passenger Capacity) for Replacement	Vega Baja	2015	F	280,000	-	-	-	280,000	Narrative Justification Submitted	Certification Prepared by the Municipality	Carryover Funds FY 2014 in Application under FTA Consideration TrAMS # 5414-2016-1
				S	70,000	-	-	-	70,000			
				T	350,000	-	-	-	350,000			
94	Repair and Rehabilitation of the Second Floor of the Public Transportation Terminal	Yabucoa	2016	F	125,000				125,000	Narrative Justification Submitted	Certification Prepared by the Municipality	Carryover Funds FY 2016 in Application under FTA Consideration TrAMS # 5489-2016-5
				S	31,250	-	-	-	31,250			
				T	156,250	-	-	-	156,250			
95	Improvements to the public transportation terminal	Aibonito	2018	F	-	83,093	-	-	83,093	Narrative Justification Submitted	The use of Toll Credits has been requested	
				S	-	-	-	-	-			
				T	-	83,093	-	-	83,093			

*If the "Source of Local Funds" column states the use of toll credits; the same has been added to the "F" share.

GOVERNMENT OF PUERTO RICO
 PUERTO RICO DEPARTMENT OF TRANSPORTATION AND PUBLIC WORKS
 PUERTO RICO HIGHWAY AND TRANSPORTATION AUTHORITY
 TRANSPORTATION IMPROVEMENT PROGRAM
 FISCAL YEARS 2017 - 2020
 Amendment #3 Administrative Modification

SECTION 5307: SAN JUAN URBANIZED AREA (SJUA)

Num.	Description		Year Apporportioned	Annual Element	Three Years Program				Total	Project Justification	Source of Local Funds	Remarks
					2017	2018	2019	2020	Est. Cost			
96	Design and Engineering for the Construction of Maintenance Facilities, Phase I	Aibonito	2018	F	-	50,400	-	-	50,400	Narrative Justification Submitted	The use of Toll Credits has been requested	
				S	-	-	-	-	-			
				T	-	50,400	-	-	50,400			
97	Construction of the Maintenance Facilities, Phase II	Aibonito	2018	F	-	-	310,980	-	310,980	Narrative Justification Submitted	The use of Toll Credits has been requested	
				S	-	-	-	-	-			
				T	-	-	310,980	-	310,980			
98	Acquisition of Equipment and Tools for the Maintenance Facilities	Aibonito	2018	F	-	-	80,000	-	80,000	Narrative Justification Submitted	The use of Toll Credits has been requested	
				S	-	-	-	-	-			
				T	-	-	80,000	-	80,000			
99	Design and Engineering for the Construction of Maintenance Facilities, Phase I	Barranquitas	2018	F	-	51,064	-	-	51,064	Narrative Justification Submitted	The use of Toll Credits has been requested	
				S	-	-	-	-	-			
				T	-	51,064	-	-	51,064			
100	Construction of the Maintenance Facilities, Phase II	Barranquitas	2018	F	-	-	357,608	-	357,608	Narrative Justification Submitted	The use of Toll Credits has been requested	
				S	-	-	-	-	-			
				T	-	-	357,608	-	357,608			

*If the "Source of Local Funds" column states the use of toll credits; the same has been added to the "F" share.

GOVERNMENT OF PUERTO RICO
 PUERTO RICO DEPARTMENT OF TRANSPORTATION AND PUBLIC WORKS
 PUERTO RICO HIGHWAY AND TRANSPORTATION AUTHORITY
 TRANSPORTATION IMPROVEMENT PROGRAM
 FISCAL YEARS 2017 - 2020
 Amendment #3 Administrative Modification

SECTION 5307: SAN JUAN URBANIZED AREA (SJUA)

Num.	Description		Year Apporportioned	Annual Element	Three Years Program				Total Est. Cost	Project Justification	Source of Local Funds	Remarks
					2017	2018	2019	2020				
101	Light Duty Support Vehicle	Bayamón	2018	F	-	36,000	-	-	36,000	Narrative Justification Submitted	The use of Toll Credits has been requested	
				S	-	-	-	-				
				T	-	36,000	-	-	36,000			
102	Operation and administrative equipment office of the paratransit /territorial planning programs	Bayamón	2018	F	-	8,000	-	-	8,000	Narrative Justification Submitted	The use of Toll Credits has been requested	
				S	-	-	-	-				
				T	-	8,000	-	-	8,000			
103	Software for automatic transit development passanger	Bayamón	2018	F	-	120,000	-	-	120,000	Narrative Justification Submitted	The use of Toll Credits has been requested	
				S	-	-	-	-				
				T	-	120,000	-	-	120,000			
104	Design & NEPA for Maintenance Facilities of SITUR	Canóvanas	2018	F	-	45,000	-	-	45,000	Narrative Justification Submitted	The use of Toll Credits has been requested	
				S	-	-	-	-				
				T	-	45,000	-	-	45,000			
105	Drugs and Alcohol Test	Carolina	2018	F	-	832	-	-	832	Narrative Justification Submitted	The use of Toll Credits has been requested	
				S	-	-	-	-				
				T	-	832	-	-	832			

*If the "Source of Local Funds" column states the use of toll credits; the same has been added to the "F" share.

GOVERNMENT OF PUERTO RICO
 PUERTO RICO DEPARTMENT OF TRANSPORTATION AND PUBLIC WORKS
 PUERTO RICO HIGHWAY AND TRANSPORTATION AUTHORITY
 TRANSPORTATION IMPROVEMENT PROGRAM
 FISCAL YEARS 2017 - 2020
 Amendment #3 Administrative Modification

SECTION 5307: SAN JUAN URBANIZED AREA (SJUA)

Num.	Description		Year AppORTioned	Annual Element	Three Years Program				Total	Project Justification	Source of Local Funds	Remarks
					2017	2018	2019	2020	Est. Cost			
106	Drivers and Physical Examination	Carolina	2018	F		1,800			1,800	Narrative Justification Submitted	The use of Toll Credits has been requested	
				S	-	-			-			
				T	-	1,800			1,800			
107	Employee Education Training	Carolina	2018	F	-	3,360			3,360	Narrative Justification Submitted	The use of Toll Credits has been requested	
				S	-	-			-			
				T	-	3,360		-	3,360			
108	Intelligent Transportation System-Monthly Payment Support	Carolina	2018	F		22,800			22,800	Narrative Justification Submitted	The use of Toll Credits has been requested	
				S		-			-			
				T		22,800			22,800			
109	Security Cameras/DVR System-Monthly Payment Support	Carolina	2018	F	-	24,320			24,320	Narrative Justification Submitted	The use of Toll Credits has been requested	
				S	-	-			-			
				T	-	24,320			24,320			
110	Repair of Bus Wash Facilities	Carolina	2018	F		10,000	10,000		20,000	Narrative Justification Submitted	The use of Toll Credits has been requested	
				S		-			-			
				T	-	10,000	10,000		20,000			

*If the "Source of Local Funds" column states the use of toll credits; the same has been added to the "F" share.

GOVERNMENT OF PUERTO RICO
 PUERTO RICO DEPARTMENT OF TRANSPORTATION AND PUBLIC WORKS
 PUERTO RICO HIGHWAY AND TRANSPORTATION AUTHORITY
 TRANSPORTATION IMPROVEMENT PROGRAM
 FISCAL YEARS 2017 - 2020
 Amendment #3 Administrative Modification

SECTION 5307: SAN JUAN URBANIZED AREA (SJUA)

Num.	Description		Year Apporportioned	Annual Element	Three Years Program				Total	Project Justification	Source of Local Funds	Remarks
					2017	2018	2019	2020	Est. Cost			
111	Replacing Communications Equipment	Carolina	2018	F		28,983			28,983	Narrative Justification Submitted	The use of Toll Credits has been requested	
				S	-	-			-			
				T	-	28,983			28,983			
112	Rehabilitation of Barrazas Bus Terminal Facilities	Carolina	2018	F	-	29,589			29,589	Narrative Justification Submitted	The use of Toll Credits has been requested	
				S	-	-			-			
				T	-	29,589			29,589			
113	Rehabilitation of Bus Drivers Rest Area	Carolina	2018	F		78,400			78,400	Narrative Justification Submitted	The use of Toll Credits has been requested	
				S		-			-			
				T		78,400			78,400			
114	Bus Rehabilitation	Carolina	2018	F	-	640,000	-	-	640,000	Narrative Justification Submitted	The use of Toll Credits has been requested	
				S	-	-	-	-	-			
				T	-	640,000	-	-	640,000			
115	Operational Assistance for ADA Paratransit Services	Cataño	2018	F	-	64,000	64,000	64,000	192,000	Narrative Justification Submitted	The use of Toll Credits has been requested	
				S		-			-			
				T	-	64,000	64,000	64,000	192,000			
116	Construction of sidewalks and Ramps, Removal of architectural Barriers along the Trolley Route	Cayey	2018	F	-	175,532			175,532	Narrative Justification Submitted	The use of Toll Credits has been requested	
				S		-			-			
				T	-	175,532	-	-	175,532			
117	Design and Construction of Five Bus Shelters and Signage for Dos Bocas New Route	Corozal	2018	F	-	104,513	-		104,513	Narrative Justification Submitted	The use of Toll Credits has been requested	
				S		-			-			
				T	-	104,513	-	-	104,513			
118	Design and Construction of Sidewalks along Shelter and Stops; Eldery Center, City Hall & Dos Bocas.	Corozal	2018	F		156,800			156,800	Narrative Justification Submitted	The use of Toll Credits has been requested	
				S	-	-			-			
				T	-	156,800	-	-	156,800			

*If the "Source of Local Funds" column states the use of toll credits; the same has been added to the "F" share.

GOVERNMENT OF PUERTO RICO
 PUERTO RICO DEPARTMENT OF TRANSPORTATION AND PUBLIC WORKS
 PUERTO RICO HIGHWAY AND TRANSPORTATION AUTHORITY
 TRANSPORTATION IMPROVEMENT PROGRAM
 FISCAL YEARS 2017 - 2020
 Amendment #3 Administrative Modification

SECTION 5307: SAN JUAN URBANIZED AREA (SJUA)

Num.	Description		Year Apporportioned	Annual Element	Three Years Program				Total Est. Cost	Project Justification	Source of Local Funds	Remarks
					2017	2018	2019	2020				
119	Operational Assistance for ADA Paratransit	Corozal	2018	F	-	22,992	22,992	22,992	68,976	Narrative Justification Submitted	The use of Toll Credits has been requested	
				S	-	-	-	-				
				T	-	22,992	22,992	22,992	68,976			
120	Acquisition of One (1) 16 Passenger Bus for Fixed Route; Dos Bocas New Route and One (1) Paratransit 11 Passenger	Corozal	2018	F	-	200,000			200,000	Narrative Justification Submitted	The use of Toll Credits has been requested	
				S	-	-						
				T	-	200,000	-	-	200,000			
120	Identification of Bus Stops for the Campo y Pueblo Fixed Route Service	Dorado	2018	F	-	6,531	-		6,531	Narrative Justification Submitted	The use of Toll Credits has been requested	
				S	-	-	-	-				
				T	-	6,531	-	-	6,531			
121	Operational Assistance for ADA Paratransit Services	Guaynabo	2018	F	-	93,726	93,726	93,726	281,179	Narrative Justification Submitted	The use of Toll Credits has been requested	
				S	-	-						
				T	-	93,726	93,726	93,726	281,179			
122	Design Improvements to Sidewalks on Fixed Trolley Route	Gurabo	2018	F	-	96,000	-	-	96,000	Narrative Justification Submitted	The use of Toll Credits has been requested	
				S	-	-	-	-				
				T	-	96,000	-	-	96,000			

*If the "Source of Local Funds" column states the use of toll credits; the same has been added to the "F" share.

GOVERNMENT OF PUERTO RICO
 PUERTO RICO DEPARTMENT OF TRANSPORTATION AND PUBLIC WORKS
 PUERTO RICO HIGHWAY AND TRANSPORTATION AUTHORITY
 TRANSPORTATION IMPROVEMENT PROGRAM
 FISCAL YEARS 2017 - 2020
 Amendment #3 Administrative Modification

SECTION 5307: SAN JUAN URBANIZED AREA (SJUA)

Num.	Description		Year Apporportioned	Annual Element	Three Years Program				Total	Project Justification	Source of Local Funds	Remarks
					2017	2018	2019	2020	Est. Cost			
123	Design, Environmental Compliance and Construction of Paseo Lineal at Jaguas Ward	Gurabo	2018	F	-	40,800	-	-	40,800	Narrative Justification Submitted	The use of Toll Credits has been requested	
				S	-	-	-	-	-			
				T	-	40,800	-	-	40,800			
124	Purchase of Computer Equipment and Radio Communication System	Humacao	2018	F	-	14,728	-	-	14,728	Narrative Justification Submitted	The use of Toll Credits has been requested	
				S	-	-	-	-	-			
				T	-	14,728	-	-	14,728			
125	Purchase of Equipment for Municipal Transit Garage	Humacao	2018	F	-	1,760	-	-	1,760	Narrative Justification Submitted	The use of Toll Credits has been requested	
				S	-	-	-	-	-			
				T	-	1,760	-	-	1,760			
20	Replacement of Two(2) 30 Ft vehicles	Juncos	2018	F	-	320,000	-	-	320,000	Narrative Justification Submitted	The use of Toll Credits has been requested	
				S	-	-	-	-	-			
				T	-	320,000	-	-	320,000			

*If the "Source of Local Funds" column states the use of toll credits; the same has been added to the "F" share.

GOVERNMENT OF PUERTO RICO
 PUERTO RICO DEPARTMENT OF TRANSPORTATION AND PUBLIC WORKS
 PUERTO RICO HIGHWAY AND TRANSPORTATION AUTHORITY
 TRANSPORTATION IMPROVEMENT PROGRAM
 FISCAL YEARS 2017 - 2020
 Amendment #3 Administrative Modification

SECTION 5307: SAN JUAN URBANIZED AREA (SJUA)

Num.	Description		Year Apporportioned	Annual Element	Three Years Program				Total Est. Cost	Project Justification	Source of Local Funds	Remarks
					2017	2018	2019	2020				
126	Construction of Maintenance Facilities, Phase II	Las Piedras	2018	F	-	284,000	-	-	284,000	Narrative Justification Submitted	The use of Toll Credits has been requested	
				S	-	-	-	-				
				T	-	284,000	-	-	284,000			
127	Preventive Maintenance Costs for Public Transportation Terminals	Manatí	2018	F	-	173,844	-	-	173,844	Narrative Justification Submitted	The use of Toll Credits has been requested	
				S	-	-	-	-				
				T	-	173,844	-	-	173,844			
128	Construction Ramps and Reconstruction Sidewalks along Trolley Route	San Lorenzo	2018	F	-	453,636	-	-	453,636	Narrative Justification Submitted	The use of Toll Credits has been requested	
				S	-	-	-	-				
				T	-	453,636	-	-	453,636			
129	Improvements to Access - Bus shelters on Fixed Routes Services (20 stops)	Vega Baja	2018	F	-	320,000	-	-	320,000	Narrative Justification Submitted	The use of Toll Credits has been requested	
				S	-	-	-	-				
				T	-	320,000	-	-	320,000			
130	Signage for Bus Stops, Route Information and Cross Walks on Fixed Routes	Vega Baja	2018	F	-	24,000	-	-	24,000	Narrative Justification Submitted	The use of Toll Credits has been requested	
				S	-	-	-	-				
				T	-	24,000	-	-	24,000			
131	Preventive Maintenance	Yabucoa	2018	F	-	10,000	10,000	10,000	30,000	Narrative Justification Submitted	The use of Toll Credits has been requested	
				S	-	-	-	-				
				T	-	10,000	10,000	10,000	30,000			
132	Preventive Maintenance for the Fixed Route and Paratransit Fleet	MBA	2018	F	-	12,000,000	-	-	12,000,000	Narrative Justification Submitted	The use of Toll Credits has been requested	
				S	-	-	-	-				
				T	-	12,000,000	-	-	12,000,000			
Total Federal Funds:					52,385,117	30,050,371	18,751,677	18,009,651	119,196,815			
Total State or Local Funds:					13,096,279	-	-	-	-			
Total					65,481,396	33,613,838	23,202,269	22,464,383	144,761,886			

*If the "Source of Local Funds" column states the use of toll credits; the same has been added to the "F" share.



Government of Puerto Rico

Puerto Rico Department of Transportation and Public Works
Puerto Rico Highway and Transportation Authority

Transportation Improvement Program (TIP)
Fiscal Years 2017-2020

FEDERAL TRANSIT ADMINISTRATION (FTA)
San Juan Urbanized Area (SJUA)
(UA > 1,000,000 in Population)

Operating Assistance Special Rule
Section 5307

GOVERNMENT OF PUERTO RICO
 PUERTO RICO DEPARTMENT OF TRANSPORTATION AND PUBLIC WORKS
 PUERTO RICO HIGHWAY AND TRANSPORTATION AUTHORITY
 TRANSPORTATION IMPROVEMENT PROGRAM
 FISCAL YEARS 2017 - 2020
 Amendment #3 Administrative Modification

SECTION 5307: FTA OPERATING ASSISTANCE SPECIAL RULE, SAN JUAN URBANIZED AREA

Num.	Description	Grantee	Year Apporportioned	Annual Element		Three Years Program			Total	Project Justification	Source of Local Funds	Remarks
					2017	2018	2019	2020	Est. Cost			
1	Operating Assistance Special Rule	PRHTA/ATI	2014	F	3,371,330				3,371,330			Carryover Funds \$1,661,361 FY 2015 & \$1,709,969 FY 2016
				S	3,371,330		-	-	3,371,330			
				T	6,742,660		-	-	6,742,660			
2	Operating Assistance Special Rule	Caguas	2015	F	179,974				179,974			Carryover Funds \$69,630 FY 2015. \$110,344 FY 2016 in Fta Grant PR-2017-003-00
				S	179,974		-	-	179,974			
				T	359,948		-	-	359,948			
3	Operating Assistance Special Rule	Carolina	2016	F	447,721				447,721			Carryover Funds \$ 447,721 FY 2016.
				S	447,721		-	-	447,721			
				T	895,442		-	-	895,442			
4	Operating Assistance Special Rule	Cayey	2016	F	53,114				53,114			Carryover Funds \$ 53,114 FY 2016.
				S	53,114		-	-	53,114			
				T	106,227		-	-	106,227			
5	Operating Assistance Special Rule	Cidra	2016	F	54,132				54,132			Carryover Funds \$ 54,132 FY 2016.
				S	54,132		-	-	54,132			
				T	108,263		-	-	108,263			

GOVERNMENT OF PUERTO RICO
 PUERTO RICO DEPARTMENT OF TRANSPORTATION AND PUBLIC WORKS
 PUERTO RICO HIGHWAY AND TRANSPORTATION AUTHORITY
 TRANSPORTATION IMPROVEMENT PROGRAM
 FISCAL YEARS 2017 - 2020
 Amendment #3 Administrative Modification

SECTION 5307: FTA OPERATING ASSISTANCE SPECIAL RULE, SAN JUAN URBANIZED AREA

Num.	Description	Grantee	Year Apportioned	Annual Element		Three Years Program			Total	Project Justification	Source of Local Funds	Remarks
					2017	2018	2019	2020	Est. Cost			
6	Operating Assistance Special Rule	Dorado	2015	F	61,691				61,691			Carryover Funds \$30,881 FY 2015 & \$30,810 FY 2016. \$20,559 in FTA Grant PR-2017-005-00
				S	61,691		-	-	61,691			
				T	123,382		-	-	123,382			
7	Operating Assistance -Special Rule	Guaynabo	2015	F	713,537				713,537			Carryover Funds \$337,643 FY 2015 & \$375,894 FY 2016. FY 2015 in Application under FTA Consideration. TrAMS # 1905-2016-1
				S	713,537	-	-	-	713,537			
				T	1,427,075	-	-	-	1,427,075			
8	Operating Assistance -Special Rule	Gurabo	2015	F	36,884				36,884			Carryover Funds \$10,954 FY 2015 & \$20,431 FY 2016
				S	36,884	-	-	-	36,884			
				T	73,769	-	-	-	73,769			
9	Operating Assistance Special Rule	Humacao	2014	F	149,268				149,268			Carryover Funds \$50,026 FY 2014, \$47,701 FY 2015 & \$51,541 FY 2014 & 2015 in Application under FTA Consideration TrAMS # 5567-2016-1
				S	149,268		-	-	149,268			
				T	298,535		-	-	298,535			

GOVERNMENT OF PUERTO RICO
 PUERTO RICO DEPARTMENT OF TRANSPORTATION AND PUBLIC WORKS
 PUERTO RICO HIGHWAY AND TRANSPORTATION AUTHORITY
 TRANSPORTATION IMPROVEMENT PROGRAM
 FISCAL YEARS 2017 - 2020
 Amendment #3 Administrative Modification

SECTION 5307: FTA OPERATING ASSISTANCE SPECIAL RULE, SAN JUAN URBANIZED AREA

Num.	Description	Grantee	Year Apportioned	Annual Element				Total Est. Cost	Project Justification	Source of Local Funds	Remarks	
				2017	2018	2019	2020					
10	Operating Assistance Special Rule	Juncos	2015	F	121,408			121,408			Carryover Funds \$57,333 FY 2015 & \$64,074 FY 2016. FY 2015 in Application under FTA Consideration. TrAMS # 3050-2016-1	
				S	121,408		-	-				121,408
				T	242,816		-	-				242,816
12	Operating Assistance -Special Rule	San Juan	2014	F	718,528			718,528			Carryover Funds \$214,967 FY 2014, \$227,614 FY 2015 & \$275,947 FY 2016. FY 2015 in Application under FTA Consideration TrAMS # 1886-2016-1	
				S	718,528	-	-	-				718,528
				T	1,437,056	-	-	-				1,437,056
13	Operating Assistance Special Rule	San Lorenzo	2014	F	96,613			96,613			Carryover Funds \$37,038 FY 2015 & \$59,576. \$60,658.00 in FTA Grant PR-2017-009-00	
				S	96,613		-	-				96,613
				T	193,226		-	-				193,226
14	Operating Assistance Special Rule	Toa Baja	2014	F	183,119			183,119			Carryover Funds \$88,397 FY 2015 & \$ 94,721 FY 2016	
				S	183,119			-				183,119
				T	366,237			-				366,237
15	Operating Assistance -Special Rule	Vega Alta	2015	F	62,258			62,258			Carry over Funds \$17,833 FY 2015 & \$44,425 FY2016. FY 2015 in application under FTA Consideration. TrAMS # 5462-2016-1	
				S	62,258	-	-	-				62,258
				T	124,516	-	-	-				124,516
16	Operating Assistance -Special Rule	Vega Baja	2015	F	140,726			140,726			Carryover Funds \$75,743 FY 2015 & \$64,983 FY 2016	
				S	140,726	-	-	-				140,726
				T	281,453	-	-	-				281,453

GOVERNMENT OF PUERTO RICO
 PUERTO RICO DEPARTMENT OF TRANSPORTATION AND PUBLIC WORKS
 PUERTO RICO HIGHWAY AND TRANSPORTATION AUTHORITY
 TRANSPORTATION IMPROVEMENT PROGRAM
 FISCAL YEARS 2017 - 2020
 Amendment #3 Administrative Modification

SECTION 5307: FTA OPERATING ASSISTANCE SPECIAL RULE, SAN JUAN URBANIZED AREA

Num.	Description	Grantee	Year Apportioned	Annual Element	Three Years Program				Total	Project Justification	Source of Local Funds	Remarks
					2017	2018	2019	2020	Est. Cost			
17	Operating Assistance -Special Rule	Dorado	2018	F	-	63,502			63,502			
				S	-	63,502	-	-	63,502			
				T	-	127,004	-	-	127,004			
18	Operating Assistance -Special Rule	Cayey	2018	F	-	56,468			56,468			
				S	-	56,468			56,468			
				T	-	112,936			112,936			
19	Operating Assistance -Special Rule	Guaynabo	2018	F	-	338,015			338,015			
				S	-	338,015			338,015			
				T	-	676,030			676,030			
20	Operating Assistance -Special Rule	Juncos	2018	F	-	80,258			80,258			
				S	-	80,258	-	-	80,258			
				T	-	160,516	-	-	160,516			
21	Operating Assistance -Special Rule	Manati	2018	F	-	42,783			42,783			
				S	-	42,783			42,783			
				T	-	85,566			85,566			
22	Operating Assistance -Special Rule	Toa Baja	2018	F	-	222,857			222,857			
				S	-	222,857			222,857			
				T	-	445,714			445,714			
23	Operating Assistance -Special Rule	Vega Alta	2018	F	-	53,323			53,323			
				S	-	53,323	-	-	53,323			
				T	-	106,646	-	-	106,646			
24	Operating Assistance -Special Rule	San Lorenzo	2018	F	-	47,515			47,515			
				S	-	47,515	-	-	47,515			
				T	-	95,030	-	-	95,030			
Total Federal Funds:					6,390,303	904,721	-	-	7,295,024			
Total State or Local Funds:					6,390,303	904,721	-	-	7,295,024			
Total					12,780,605	1,809,442	-	-	14,590,047			



Government of Puerto Rico

Puerto Rico Department of Transportation and Public Works
Puerto Rico Highway and Transportation Authority

Transportation Improvement Program (TIP)
Fiscal Years 2017-2020

FEDERAL TRANSIT ADMINISTRATION (FTA)
San Juan Urbanized Area (SJUA)
(UA > 1,000,000 in Population)

Section 5310

GOVERNMENT OF PUERTO RICO
 PUERTO RICO DEPARTMENT OF TRANSPORTATION AND PUBLIC WORKS
 PUERTO RICO HIGHWAY AND TRANSPORTATION AUTHORITY
 TRANSPORTATION IMPROVEMENT PROGRAM
 FISCAL YEARS 2017 - 2020
 Amendment #3 Administrative Modification

SECTION 5310: ELDERLY AND PERSONS WITH DISABILITIES PROGRAM, SAN JUAN URBANIZED AREA

Num.	Description	Grantee	Year	Annual Element	Three Years Program			Total Est. Cost	Project Justification	Source of Local Funds	Remarks
					2017	2018	2019				
1	Acquisition of Three (3) Mini Buses (16 Passengers Capacity) for the Municipality of Bayamón	PRHTA	2018	F	270,000	-	-	270,000	Narrative Justification Prepared by the Municipality	Toll Credits	
				S		-	-	-			
				T	270,000	-	-	270,000			
2	Acquisition of Two (2) Mini Buses (16 Passengers Capacity) for the Municipality of Cataño	PRHTA	2018	F	180,000	-	-	180,000	Narrative Justification Prepared by the Municipality	Toll Credits	
				S		-	-	-			
				T	180,000	-	-	180,000			
3	Preventive Maintenance for 5310 Transit Fleet for the Municipality of Corozal	PRHTA	2018	F	8,184	-	-	8,184	Narrative Justification Prepared by the Municipality	Toll Credits	
				S		-	-	-			
				T	8,184	-	-	8,184			
4	Acquisition of Three (3) Vans (11 Passengers Capacity) for the Municipality of Juncos	PRHTA	2018	F	240,000	-	-	240,000	Narrative Justification Prepared by the Municipality	Toll Credits	
				S		-	-	-			
				T	240,000	-	-	240,000			
5	Acquisition of Three (3) Vehicles, Two (2) Vans (11 Passengers Capacity) and One (1) Mini Bus (16 Passenger Capacity) for the Municipality of Loiza	PRHTA	2018	F	263,508	-	-	263,508	Narrative Justification Prepared by the Municipality	Toll Credits	
				S		-	-	-			
				T	263,508	-	-	263,508			
6	Acquisition of Three (3) Vans (11 Passengers Capacity) for the Municipality of Vega Baja	PRHTA	2018	F	240,000	-	-	240,000	Narrative Justification Prepared by the Municipality	Toll Credits	
				S		-	-	-			
				T	240,000	-	-	240,000			

*If the "Source of Local Funds" column states the use of toll credits; the same has been added to the "F" share.

GOVERNMENT OF PUERTO RICO
 PUERTO RICO DEPARTMENT OF TRANSPORTATION AND PUBLIC WORKS
 PUERTO RICO HIGHWAY AND TRANSPORTATION AUTHORITY
 TRANSPORTATION IMPROVEMENT PROGRAM
 FISCAL YEARS 2017 - 2020
 Amendment #3 Administrative Modification

SECTION 5310: ELDERLY AND PERSONS WITH DISABILITIES PROGRAM, SAN JUAN URBANIZED AREA

Num.	Description	Grantee	Year	Annual Element	Three Years Program			Total Est. Cost	Project Justification	Source of Local Funds	Remarks
					2017	2018	2019				
7	Preventive Maintenance for 5310 Transit Fleet for the Municipality of Aibonito	PRHTA	2018	F	8,800	-	-	8,800	Narrative Justification Prepared by the Municipality	Toll Credits	
				S	-	-	-	-			
				T	8,800	-	-	8,800			
8	Operational Assistance for 5310 Transit Fleet for the Municipality of Aibonito	PRHTA	2018	F	26,200	-	-	26,200	Narrative Justification Prepared by the Municipality	Toll Credits	
				S	-	-	-	-			
				T	26,200	-	-	26,200			
9	Preventive Maintenance for 5310 Transit Fleet for the Municipality of Cidra	PRHTA	2018	F	13,200	-	-	13,200	Narrative Justification Prepared by the Municipality	Toll Credits	
				S	-	-	-	-			
				T	13,200	-	-	13,200			
10	Operational Assistance for 5310 Transit Fleet for the Municipality of Cidra	PRHTA	2018	F	39,300	-	-	39,300	Narrative Justification Prepared by the Municipality	Toll Credits	
				S	-	-	-	-			
				T	39,300	-	-	39,300			
11	Preventive Maintenance for 5310 Transit Fleet for the Municipality of Maunabo	PRHTA	2018	F	8,800	-	-	8,800	Narrative Justification Prepared by the Municipality	Toll Credits	
				S	-	-	-	-			
				T	8,800	-	-	8,800			
12	Operational Assistance for 5310 Transit Fleet for the Municipality of Maunabo	PRHTA	2018	F	26,200	-	-	26,200	Narrative Justification Prepared by the Municipality	Toll Credits	
				S	-	-	-	-			
				T	26,200	-	-	26,200			

*If the "Source of Local Funds" column states the use of toll credits; the same has been added to the "F" share.

GOVERNMENT OF PUERTO RICO
 PUERTO RICO DEPARTMENT OF TRANSPORTATION AND PUBLIC WORKS
 PUERTO RICO HIGHWAY AND TRANSPORTATION AUTHORITY
 TRANSPORTATION IMPROVEMENT PROGRAM
 FISCAL YEARS 2017 - 2020
 Amendment #3 Administrative Modification

SECTION 5310: ELDERLY AND PERSONS WITH DISABILITIES PROGRAM, SAN JUAN URBANIZED AREA

Num.	Description	Grantee	Year	Annual Element	Three Years Program			Total Est. Cost	Project Justification	Source of Local Funds	Remarks
					2017	2018	2019				
13	Preventive Maintenance for 5310 Transit Fleet for the Municipality of Salinas	PRHTA	2018	F	8,800	-	-	8,800	Narrative Justification Prepared by the Municipality	Toll Credits	
				S	-	-	-	-			
				T	8,800	-	-	8,800			
14	Operational Assistance for 5310 Transit Fleet for the Municipality of Salinas	PRHTA	2018	F	26,200	-	-	26,200	Narrative Justification Prepared by the Municipality	Toll Credits	
				S	-	-	-	-			
				T	26,200	-	-	26,200			
15	Preventive Maintenance for 5310 Transit Fleet for the Municipality of San Juan	PRHTA	2018	F	26,400	-	-	26,400	Narrative Justification Prepared by the Municipality	Toll Credits	
				S	-	-	-	-			
				T	26,400	-	-	26,400			
16	Operational Assistance for 5310 Transit Fleet for the Municipality of San Juan	PRHTA	2018	F	78,600	-	-	78,600	Narrative Justification Prepared by the Municipality	Toll Credits	
				S	-	-	-	-			
				T	78,600	-	-	78,600			
17	Preventive Maintenance for 5310 Transit Fleet for Centro Ramón Frade (Municipality of Cayey)	PRHTA	2018	F	4,400	-	-	4,400	Narrative Justification Prepared by the Municipality	Toll Credits	
				S	-	-	-	-			
				T	4,400	-	-	4,400			
18	Operational Assistance for 5310 Transit Fleet for Centro Ramón Frade (Municipality of Cayey)	PRHTA	2018	F	13,100	-	-	13,100	Narrative Justification Prepared by the Municipality	Toll Credits	
				S	-	-	-	-			
				T	13,100	-	-	13,100			

*If the "Source of Local Funds" column states the use of toll credits; the same has been added to the "F" share.

GOVERNMENT OF PUERTO RICO
 PUERTO RICO DEPARTMENT OF TRANSPORTATION AND PUBLIC WORKS
 PUERTO RICO HIGHWAY AND TRANSPORTATION AUTHORITY
 TRANSPORTATION IMPROVEMENT PROGRAM
 FISCAL YEARS 2017 - 2020
 Amendment #3 Administrative Modification

SECTION 5310: ELDERLY AND PERSONS WITH DISABILITIES PROGRAM, SAN JUAN URBANIZED AREA

Num.	Description	Grantee	Year	Annual Element	Three Years Program			Total Est. Cost	Project Justification	Source of Local Funds	Remarks
					2017	2018	2019				
19	Preventive Maintenance for 5310 Transit Fleet for Fundación Modesto Gotay (Trujillo Alto)	PRHTA	2018	F	4,400	-	-	4,400	Narrative Justification Prepared by the Entity	Toll Credits	
				S	-	-	-	-			
				T	4,400	-	-	4,400			
20	Operational Assistance for 5310 Transit Fleet for Fundación Modesto Gotay (Trujillo Alto)	PRHTA	2018	F	13,100	-	-	13,100	Narrative Justification Prepared by the Entity	Toll Credits	
				S	-	-	-	-			
				T	13,100	-	-	13,100			
21	Preventive Maintenance for 5310 Transit Fleet for the Municipality of Trujillo Alto	PRHTA	2018	F	4,400	-	-	4,400	Narrative Justification Prepared by the Entity	Toll Credits	
				S	-	-	-	-			
				T	4,400	-	-	4,400			
22	Operational Assistance for 5310 Transit Fleet for the Municipality of Trujillo Alto	PRHTA	2018	F	13,100	-	-	13,100	Narrative Justification Prepared by the Entity	Toll Credits	
				S	-	-	-	-			
				T	13,100	-	-	13,100			
23	Additional Funds for Preventive Maintenance for 5310 Transit Fleet for the Municipality of Corozal	PRHTA	2018	F	8,800	-	-	8,800	Narrative Justification Prepared by the Entity	Toll Credits	
				S	-	-	-	-			
				T	8,800	-	-	8,800			
24	Operational Assistance for 5310 Transit Fleet for the Municipality of Corozal	PRHTA	2018	F	26,200	-	-	26,200	Narrative Justification Prepared by the Entity	Toll Credits	
				S	-	-	-	-			
				T	26,200	-	-	26,200			

*If the "Source of Local Funds" column states the use of toll credits; the same has been added to the "F" share.

GOVERNMENT OF PUERTO RICO
 PUERTO RICO DEPARTMENT OF TRANSPORTATION AND PUBLIC WORKS
 PUERTO RICO HIGHWAY AND TRANSPORTATION AUTHORITY
 TRANSPORTATION IMPROVEMENT PROGRAM
 FISCAL YEARS 2017 - 2020
 Amendment #3 Administrative Modification

SECTION 5310: ELDERLY AND PERSONS WITH DISABILITIES PROGRAM, SAN JUAN URBANIZED AREA

Num.	Description	Grantee	Year	Annual Element	Three Years Program			Total Est. Cost	Project Justification	Source of Local Funds	Remarks
					2017	2018	2019				
25	Preventive Maintenance for 5310 Transit Fleet for the Municipality of Humacao	PRHTA	2018	F	8,800	-	-	8,800	Narrative Justification Prepared by the Entity	Toll Credits	
				S	-	-	-	-			
				T	8,800	-	-	8,800			
26	Operational Assistance for 5310 Transit Fleet for the Municipality of Humacao	PRHTA	2018	F	26,200	-	-	26,200	Narrative Justification Prepared by the Entity	Toll Credits	
				S	-	-	-	-			
				T	26,200	-	-	26,200			
27	Preventive Maintenance for 5310 Transit Fleet for the Municipality of Toa Baja	PRHTA	2018	F	8,800	-	-	8,800	Narrative Justification Prepared by the Entity	Toll Credits	
				S	-	-	-	-			
				T	8,800	-	-	8,800			
28	Operational Assistance for 5310 Transit Fleet for the Municipality of Toa Baja	PRHTA	2018	F	26,200	-	-	26,200	Narrative Justification Prepared by the Entity	Toll Credits	
				S	-	-	-	-			
				T	26,200	-	-	26,200			
29	Preventive Maintenance for 5310 Transit Fleet for the Municipality of Río Grande	PRHTA	2018	F	22,000	-	-	22,000	Narrative Justification Prepared by the Entity	Toll Credits	
				S	-	-	-	-			
				T	22,000	-	-	22,000			
30	Operational Assistance for 5310 Transit Fleet for the Municipality of Río Grande	PRHTA	2018	F	65,500	-	-	65,500	Narrative Justification Prepared by the Entity	Toll Credits	
				S	-	-	-	-			
				T	65,500	-	-	65,500			

*If the "Source of Local Funds" column states the use of toll credits; the same has been added to the "F" share.

GOVERNMENT OF PUERTO RICO
 PUERTO RICO DEPARTMENT OF TRANSPORTATION AND PUBLIC WORKS
 PUERTO RICO HIGHWAY AND TRANSPORTATION AUTHORITY
 TRANSPORTATION IMPROVEMENT PROGRAM
 FISCAL YEARS 2017 - 2020
 Amendment #3 Administrative Modification

SECTION 5310: ELDERLY AND PERSONS WITH DISABILITIES PROGRAM, SAN JUAN URBANIZED AREA

Num.	Description	Grantee	Year	Annual Element	Three Years Program			Total Est. Cost	Project Justification	Source of Local Funds	Remarks
					2017	2018	2019				
31	Preventive Maintenance for 5310 Transit Fleet for the Municipality of Vega Baja	PRHTA	2018	F	22,000	-	-	22,000	Narrative Justification Prepared by the Entity	Toll Credits	
				S	-	-	-	-			
				T	22,000	-	-	22,000			
32	Operational Assistance for 5310 Transit Fleet for the Municipality of Vega Baja	PRHTA	2018	F	65,500	-	-	65,500	Narrative Justification Prepared by the Entity	Toll Credits	
				S	-	-	-	-			
				T	65,500	-	-	65,500			
33	Preventive Maintenance for 5310 Transit Fleet for the Municipality of Cataño	PRHTA	2018	F	13,200	-	-	13,200	Narrative Justification Prepared by the Entity	Toll Credits	
				S	-	-	-	-			
				T	13,200	-	-	13,200			
34	Operational Assistance for 5310 Transit Fleet for the Municipality of Cataño	PRHTA	2018	F	39,300	-	-	39,300	Narrative Justification Prepared by the Entity	Toll Credits	
				S	-	-	-	-			
				T	39,300	-	-	39,300			
35	Preventive Maintenance for 5310 Transit Fleet for the Municipality of Aguas Buenas	PRHTA	2018	F	8,800	-	-	8,800	Narrative Justification Prepared by the Entity	Toll Credits	
				S	-	-	-	-			
				T	8,800	-	-	8,800			
36	Operational Assistance for 5310 Transit Fleet for the Municipality of Aguas Buenas	PRHTA	2018	F	26,200	-	-	26,200	Narrative Justification Prepared by the Entity	Toll Credits	
				S	-	-	-	-			
				T	26,200	-	-	26,200			

*If the "Source of Local Funds" column states the use of toll credits; the same has been added to the "F" share.

GOVERNMENT OF PUERTO RICO
 PUERTO RICO DEPARTMENT OF TRANSPORTATION AND PUBLIC WORKS
 PUERTO RICO HIGHWAY AND TRANSPORTATION AUTHORITY
 TRANSPORTATION IMPROVEMENT PROGRAM
 FISCAL YEARS 2017 - 2020
 Amendment #3 Administrative Modification

SECTION 5310: ELDERLY AND PERSONS WITH DISABILITIES PROGRAM, SAN JUAN URBANIZED AREA

Num.	Description	Grantee	Year	Annual Element	Three Years Program			Total Est. Cost	Project Justification	Source of Local Funds	Remarks
					2017	2018	2019				
37	Preventive Maintenance for 5310 Transit Fleet for the Municipality of Barranquitas	PRHTA	2018	F	8,800	-	-	8,800	Narrative Justification Prepared by the Entity	Toll Credits	
				S	-	-	-	-			
				T	8,800	-	-	8,800			
38	Operational Assistance for 5310 Transit Fleet for the Municipality of Barranquitas	PRHTA	2018	F	26,200	-	-	26,200	Narrative Justification Prepared by the Entity	Toll Credits	
				S	-	-	-	-			
				T	26,200	-	-	26,200			
39	Preventive Maintenance for 5310 Transit Fleet for the Municipality of Gurabo	PRHTA	2018	F	13,200	-	-	13,200	Narrative Justification Prepared by the Entity	Toll Credits	
				S	-	-	-	-			
				T	13,200	-	-	13,200			
40	Operational Assistance for 5310 Transit Fleet for the Municipality of Gurabo	PRHTA	2018	F	39,300	-	-	39,300	Narrative Justification Prepared by the Entity	Toll Credits	
				S	-	-	-	-			
				T	39,300	-	-	39,300			
41	Preventive Maintenance for 5310 Transit Fleet for the Municipality of Caguas	PRHTA	2018	F	17,600	-	-	17,600	Narrative Justification Prepared by the Entity	Toll Credits	
				S	-	-	-	-			
				T	17,600	-	-	17,600			
42	Operational Assistance for 5310 Transit Fleet for the Municipality of Caguas	PRHTA	2018	F	52,400	-	-	52,400	Narrative Justification Prepared by the Entity	Toll Credits	
				S	-	-	-	-			
				T	52,400	-	-	52,400			
43	Preventive Maintenance for 5310 Transit Fleet for the Municipality of Bayamón	PRHTA	2018	F	13,200	-	-	13,200	Narrative Justification Prepared by the Entity	Toll Credits	
				S	-	-	-	-			
				T	13,200	-	-	13,200			
44	Operational Assistance for 5310 Transit Fleet for the Municipality of Bayamón	PRHTA	2018	F	39,300	-	-	39,300	Narrative Justification Prepared by the Entity	Toll Credits	
				S	-	-	-	-			
				T	39,300	-	-	39,300			
45	Preventive Maintenance for 5310 Transit Fleet for the Municipality of Juncos	PRHTA	2018	F	13,200	-	-	13,200	Narrative Justification Prepared by the Entity	Toll Credits	
				S	-	-	-	-			
				T	13,200	-	-	13,200			

*If the "Source of Local Funds" column states the use of toll credits; the same has been added to the "F" share.

GOVERNMENT OF PUERTO RICO
 PUERTO RICO DEPARTMENT OF TRANSPORTATION AND PUBLIC WORKS
 PUERTO RICO HIGHWAY AND TRANSPORTATION AUTHORITY
 TRANSPORTATION IMPROVEMENT PROGRAM
 FISCAL YEARS 2017 - 2020
 Amendment #3 Administrative Modification

SECTION 5310: ELDERLY AND PERSONS WITH DISABILITIES PROGRAM, SAN JUAN URBANIZED AREA

Num.	Description	Grantee	Year	Annual Element	Three Years Program			Total Est. Cost	Project Justification	Source of Local Funds	Remarks
					2017	2018	2019				
46	Operational Assistance for 5310 Transit Fleet for the Municipality of Juncos	PRHTA	2018	F	39,300	-	-	39,300	Narrative Justification Prepared by the Entity	Toll Credits	
				S	-	-	-	-			
				T	39,300	-	-	39,300			
47	Preventive Maintenance for 5310 Transit Fleet for the Municipality of Loiza	PRHTA	2018	F	13,200	-	-	13,200	Narrative Justification Prepared by the Entity	Toll Credits	
				S	-	-	-	-			
				T	13,200	-	-	13,200			
48	Operational Assistance for 5310 Transit Fleet for the Municipality of Loiza	PRHTA	2018	F	39,300	-	-	39,300	Narrative Justification Prepared by the Entity	Toll Credits	
				S	-	-	-	-			
				T	39,300	-	-	39,300			
49	Preventive Maintenance for 5310 Transit Fleet for (Instituto Psicopedagógico de Puerto Rico)	PRHTA	2018	F	4,400	-	-	4,400	Narrative Justification Prepared by the Entity	Toll Credits	
				S	-	-	-	-			
				T	4,400	-	-	4,400			
50	Operational Assistance for 5310 Transit Fleet for (Instituto Psicopedagógico de Puerto Rico)	PRHTA	2018	F	13,100	-	-	13,100	Narrative Justification Prepared by the Entity	Toll Credits	
				S	-	-	-	-			
				T	13,100	-	-	13,100			
51	Preventive Maintenance for 5310 Transit Fleet for the Municipality of Toa Alta	PRHTA	2018	F	4,400	-	-	4,400	Narrative Justification Prepared by the Entity	Toll Credits	
				S	-	-	-	-			
				T	4,400	-	-	4,400			
52	Operational Assistance for 5310 Transit Fleet for the Municipality of Toa Alta	PRHTA	2018	F	13,100	-	-	13,100	Narrative Justification Prepared by the Entity	Toll Credits	
				S	-	-	-	-			
				T	13,100	-	-	13,100			
53	Preventive Maintenance for 5310 Transit Fleet for (COSSMA, Las Piedras)	PRHTA	2018	F	4,400	-	-	4,400	Narrative Justification Prepared by the Entity	Toll Credits	
				S	-	-	-	-			
				T	4,400	-	-	4,400			

*If the "Source of Local Funds" column states the use of toll credits; the same has been added to the "F" share.

GOVERNMENT OF PUERTO RICO
 PUERTO RICO DEPARTMENT OF TRANSPORTATION AND PUBLIC WORKS
 PUERTO RICO HIGHWAY AND TRANSPORTATION AUTHORITY
 TRANSPORTATION IMPROVEMENT PROGRAM
 FISCAL YEARS 2017 - 2020
 Amendment #3 Administrative Modification

SECTION 5310: ELDERLY AND PERSONS WITH DISABILITIES PROGRAM, SAN JUAN URBANIZED AREA

Num.	Description	Grantee	Year	Annual Element	Three Years Program			Total Est. Cost	Project Justification	Source of Local Funds	Remarks
					2017	2018	2019				
54	Operational Assistance for 5310 Transit Fleet for (COSSMA, Las Piedras)	PRHTA	2018	F	13,100	-	-	13,100	Narrative Justification Prepared by the Entity	Toll Credits	
				S	-	-	-	-			
				T	13,100	-	-	13,100			
55	Preventive Maintenance for 5310 Transit Fleet for (COSSMA, Yabucoa)	PRHTA	2018	F	4,400	-	-	4,400	Narrative Justification Prepared by the Entity	Toll Credits	
				S	-	-	-	-			
				T	4,400	-	-	4,400			
56	Operational Assistance for 5310 Transit Fleet for (COSSMA, Yabucoa)	PRHTA	2018	F	13,100	-	-	13,100	Narrative Justification Prepared by the Entity	Toll Credits	
				S	-	-	-	-			
				T	13,100	-	-	13,100			
57	Preventive Maintenance for 5310 Transit Fleet for (MAVI, Caguas)	PRHTA	2018	F	4,400	-	-	4,400	Narrative Justification Prepared by the Entity	Toll Credits	
				S	-	-	-	-			
				T	4,400	-	-	4,400			
58	Operational Assistance for 5310 Transit Fleet for (MAVI, Caguas)	PRHTA	2018	F	13,100	-	-	13,100	Narrative Justification Prepared by the Entity	Toll Credits	
				S	-	-	-	-			
				T	13,100	-	-	13,100			
59	Preventive Maintenance for 5310 Transit Fleet for (MAVI, Río Grande)	PRHTA	2018	F	4,400	-	-	4,400	Narrative Justification Prepared by the Entity	Toll Credits	
				S	-	-	-	-			
				T	4,400	-	-	4,400			
60	Operational Assistance for 5310 Transit Fleet for (MAVI, Río Grande)	PRHTA	2018	F	13,100	-	-	13,100	Narrative Justification Prepared by the Entity	Toll Credits	
				S	-	-	-	-			
				T	13,100	-	-	13,100			
61	Preventive Maintenance for 5310 Vehicle Fleet for the Centro Club de Oro, Inc.(Caguas)	PRHTA	2018	F	3,520	-	-	3,520	Narrative Justification Prepared by the Entity	Toll Credits	
				S	-	-	-	-			
				T	3,520	-	-	3,520			
62	Operational Assistance for 5310 vehicle fleet for Centro Club de Oro, Inc. (Caguas)	PRHTA	2018	F	6,550	-	-	6,550	Narrative Justification Prepared by the Entity	Toll Credits	
				S	-	-	-	-			
				T	6,550	-	-	6,550			
63	Program Administration	PRHTA	2016	F	249,458	-	-	249,458			
				S	-	-	-	-			
				T	249,458	-	-	249,458			
Total Federal Funds:				F	2,563,720	-	-	2,563,720			
				S	-	-	-	-			
				T	2,563,720	-	-	2,563,720			

*If the "Source of Local Funds" column states the use of toll credits; the same has been added to the "F" share.



Government of Puerto Rico

Puerto Rico Department of Transportation and Public Works
Puerto Rico Highway and Transportation Authority

Transportation Improvement Program (TIP)
Fiscal Years 2017-2020

FEDERAL TRANSIT ADMINISTRATION (FTA)
San Juan Urbanized Area (SJUA)
(UA > 1,000,000 in Population)

State Safety Oversight Program
Section 5329

GOVERNMENT OF PUERTO RICO
 PUERTO RICO DEPARTMENT OF TRANSPORTATION AND PUBLIC WORKS
 PUERTO RICO HIGHWAY AND TRANSPORTATION AUTHORITY
 TRANSPORTATION IMPROVEMENT PROGRAM
 FISCAL YEARS 2017 - 2020
 Amendment #3 Administrative Modification

SECTION 5329: STATE SAFETY OVERSIGHT PROGRAM, SAN JUAN URBANIZED AREA

Num.	Description	Grantee	Year Apportioned	Annual Element	Three Years Program			Total Est. Cost	Project Justification	Source of Local Funds	Remarks	
					2017	2018	2019					2020
1	State Safety Oversight Program	PREMA	2017	F	771,212	-	-	-	771,212			\$299,732 approved In FTA Grant PR-2017-006-00. Carryover Funds of \$303,543 FY 2016
				S	192,803	-	-	-	192,803			
				T	964,015	-	-	-	964,015			
Total Federal Funds:					771,212	-	-	-	771,212			
Total State or Local Funds:					192,803	-	-	-	192,803			
Total					964,015	-	-	-	964,015			



Government of Puerto Rico

Puerto Rico Department of Transportation and Public Works
Puerto Rico Highway and Transportation Authority

Transportation Improvement Program (TIP)
Fiscal Years 2017-2020

FEDERAL TRANSIT ADMINISTRATION (FTA)
San Juan Urbanized Area (SJUA)
(UA > 1,000,000 in Population)

Section 5337

GOVERNMENT OF PUERTO RICO
 PUERTO RICO DEPARTMENT OF TRANSPORTATION AND PUBLIC WORKS
 PUERTO RICO HIGHWAY AND TRANSPORTATION AUTHORITY
 TRANSPORTATION IMPROVEMENT PROGRAM
 FISCAL YEARS 2017 - 2020
 Amendment #3 Administrative Modification

SECTION 5337: HIGH INTENSITY FIXED GUIDEWAY STATE OF GOOD REPAIR, SAN JUAN URBANIZED AREA

Num.	Description	Grantee	Year Apportioned	Annual Element	Three Years Program				Total	Project Justification	Source of Local Funds	Remarks
					2017	2018	2019	2020	Est. Cost			
1	Preventive Maintenance cost for Tren Urbano	PRHTA	2018	F	-	11,000,000	5,000,000	5,000,000	21,000,000	Narrative Justification Submitted	The use of Toll Credits has been requested	
				S	-	-	-	-	-			
				T	-	11,000,000	5,000,000	5,000,000	21,000,000			
Total Federal Funds:				-	11,000,000	5,000,000	5,000,000	21,000,000				
Total State or Local Funds:				-	-	-	-	-				
Total				-	11,000,000	5,000,000	5,000,000	21,000,000				

*If the "Source of Local Funds" column states the use of toll credits; the same has been added to the "F" share.



Government of Puerto Rico

Puerto Rico Department of Transportation and Public Works
Puerto Rico Highway and Transportation Authority

Transportation Improvement Program (TIP)
Fiscal Years 2017-2020

FEDERAL TRANSIT ADMINISTRATION (FTA)
San Juan Urbanized Area (SJUA)
(UA > 1,000,000 in Population)

Section 5339

GOVERNMENT OF PUERTO RICO
 PUERTO RICO DEPARTMENT OF TRANSPORTATION AND PUBLIC WORKS
 PUERTO RICO HIGHWAY AND TRANSPORTATION AUTHORITY
 TRANSPORTATION IMPROVEMENT PROGRAM
 FISCAL YEARS 2017 - 2020
 Amendment #3 Administrative Modification

SECTION 5339: BUS AND BUS FACILITIES PROGRAM, SAN JUAN URBANIZED AREA

Num.	Description	Grantee	Year		Three Years Program			Total	Total	Project Justification	Source of Local Funds	Remarks
					2017	2018	2019	2020	Est. Cost			
1	Repair and upgrade of the Francisco Pereira Transportation Terminal located at the Rafael Cordero Ave, corner of Goyco St., terminal St., and Acosta St.	Caguas	2015	F	2,531,522	-	-	-	2,531,522	Narrative Justification Submitted	Certification Prepared by the Municipality	Grant-2017-015-00
				S	632,881	-	-	-	632,881			
				T	3,164,403	-	-	-	3,164,403			
2	Renovation and Development of the Francisco Pereira Transportation Terminal	Caguas	2015	F	-	-	2,413,602	2,413,602	4,827,203	Narrative Justification Submitted	Certification Prepared by the Municipality	Subject to completion of the repair and upgrade of the terminal
				S	-	-	603,400	603,400	1,206,801			
				T	-	-	3,017,002	3,017,002	6,034,004			
3	Replacement of One (1) Paratransit Van (12 Passenger Capacity) for the Municipality of Juncos	Juncos	2015	F	72,000	-	-	-	72,000	Narrative Justification Submitted	Certification Prepared by the Municipality	
				S	18,000	-	-	-	18,000			
				T	90,000	-	-	-	90,000			
4	Improvement of the Maintenance Garage	MBA	2017	F	1,265,761	-	-	-	1,265,761	Narrative Justification Submitted		
				S	316,440	-	-	-	316,440			
				T	1,582,201	-	-	-	1,582,201			
5	Replacement of Ninety Two (92) Stop Bus Sign for the Municipality of Toa Baja	Toa Baja	2015	F	14,720	-	-	-	14,720	Narrative Justification Submitted	Certification Prepared by the Municipality	
				S	3,680	-	-	-	3,680			
				T	18,400	-	-	-	18,400			

*If the "Source of Local Funds" column states the use of toll credits; the same has been added to the "F" share.

GOVERNMENT OF PUERTO RICO
 PUERTO RICO DEPARTMENT OF TRANSPORTATION AND PUBLIC WORKS
 PUERTO RICO HIGHWAY AND TRANSPORTATION AUTHORITY
 TRANSPORTATION IMPROVEMENT PROGRAM
 FISCAL YEARS 2017 - 2020
 Amendment #3 Administrative Modification

SECTION 5339: BUS AND BUS FACILITIES PROGRAM, SAN JUAN URBANIZED AREA

Num.	Description	Grantee	Year		Three Years Program			Total	Total	Project Justification	Source of Local Funds	Remarks
					2017	2018	2019	2020	Est. Cost			
6	Replacement of Thirty Six (36) Trolley Bus Stops, Phase 1	Bayamón	2018	F	-	176,000		-	176,000	Narrative Justification Submitted	The use of Toll Credits has been requested	
				S	-	-		-	-			
				T	-	176,000	-	-	176,000			
7	Aquisition of Two (2) trolley	Bayamón	2018	F	-	160,000	160,000	-	320,000	Narrative Justification Submitted	The use of Toll Credits has been requested	
				S	-	-	-	-	-			
				T	-	160,000	160,000	-	320,000			
8	Acquisition of Two (2) Paratransit Bus	Bayamón	2018	F	-	128,000		-	128,000	Narrative Justification Submitted	The use of Toll Credits has been requested	
				S	-	-		-	-			
				T	-	128,000		-	128,000			
9	Security Improvements for Market Square Terminal	Canóvanas	2018	F	-	127,000			127,000	Narrative Justification Submitted	The use of Toll Credits has been requested	Lapsing Funds FY2015
				S	-	-			-			
				T	-	127,000			127,000			
10	Replacing and Restoring of Bus Stops Signage	Carolina	2018	F	-	20,000	-	-	20,000	Narrative Justification Submitted	Certification Prepared by the Municipality	
				S	-	-	-	-	-			
				T	-	20,000	-	-	20,000			
11	Acquisition of Three (3) 24 Passenger Minibuses for Replacement of Trolley	Cataño	2018	F	-	297,352	148,676		446,028	Narrative Justification Submitted	The use of Toll Credits has been requested	
				S	-	-	-	-	-			
				T	-	297,352	148,676	-	446,028			
12	Acquisition of Two (2) Passenger Trolleys with Handicap Ramp for Replacement	Cidra	2018	F	-	270,320			270,320	Narrative Justification Submitted	The use of Toll Credits has been requested	
				S	-	-			-			
				T	-	270,320	-	-	270,320			
13	Acquisition and Installation of Six (6) Radio Communications for FTA Funded Buses.	Corozal	2018	F	-	4,032	-		4,032	Narrative Justification Submitted	The use of Toll Credits has been requested	Lapsing Funds FY2015
				S	-	-	-	-	-			
				T	-	4,032	-	-	4,032			
14	Acquisition of Equipment and Tools for the Maintenance of Buses	Corozal	2018	F	-	1,120			1,120	Narrative Justification Submitted	The use of Toll Credits has been requested	Lapsing Funds FY2015
				S	-	-			-			
				T	-	1,120	-	-	1,120			

*If the "Source of Local Funds" column states the use of toll credits; the same has been added to the "F" share.

GOVERNMENT OF PUERTO RICO
 PUERTO RICO DEPARTMENT OF TRANSPORTATION AND PUBLIC WORKS
 PUERTO RICO HIGHWAY AND TRANSPORTATION AUTHORITY
 TRANSPORTATION IMPROVEMENT PROGRAM
 FISCAL YEARS 2017 - 2020
 Amendment #3 Administrative Modification

SECTION 5339: BUS AND BUS FACILITIES PROGRAM, SAN JUAN URBANIZED AREA

Num.	Description	Grantee	Year	Apportioned	Three Years Program			Total	Total	Project Justification	Source of Local Funds	Remarks
					2017	2018	2019	2020	Est. Cost			
15	Acquisition of Computer Equipment and Transportation Software	Corozal	2018	F	-	800			800	Narrative Justification Submitted	The use of Toll Credits has been requested	Lapsing Funds FY2015
				S	-	-			-			
				T	-	800			800			
16	Acquisition of Security Cameras for designated FTA facilities	Corozal	2018	F		6,000			6,000	Narrative Justification Submitted	The use of Toll Credits has been requested	Lapsing Funds FY2015
				S		-			-			
				T		6,000			6,000			
17	Replacement of Two (2) 16 passenger Fixed Route Buses	Dorado	2018	F	-	176,000	-		176,000	Narrative Justification Submitted	The use of Toll Credits has been requested	
				S		-	-		-			
				T	-	176,000	-	-	176,000			
18	Construction and Rehabilitation of 17 Bus Shelters in Fixed Route	Vega Baja	2018	F	-	67,960			67,960	Narrative Justification Submitted	The use of Toll Credits has been requested	
				S		-			-			
				T		67,960			67,960			
19	Replacement of buses for the fixed route fleet	MBA	2018	F	-	3,000,000			3,000,000	Narrative Justification Submitted	The use of Toll Credits has been requested	Lapsing Funds FY2015 and FY2016
				S		-			-			
				T	-	3,000,000			3,000,000			
20	Mid Life Overhaul 2010-2013 fleet	MBA	2018	F	-	1,600,000	-		1,600,000	Narrative Justification Submitted	The use of Toll Credits has been requested	
				S		-	-		-			
				T	-	1,600,000	-	-	1,600,000			
Total Federal Funds:					3,884,003	6,034,584	2,722,278	2,413,602	15,054,466			
Total State or Local Funds:					971,001	-	603,400	603,400	2,177,802			
Total					4,855,004	6,034,584	3,325,678	3,017,002	17,232,268			

*If the "Source of Local Funds" column states the use of toll credits; the same has been added to the "F" share.

Government of Puerto Rico



Puerto Rico Department of Transportation and Public Works

Puerto Rico Highway and Transportation Authority

Transportation Improvement Program (TIP)

Fiscal Years 2017-2020

FEDERAL HIGHWAY ADMINISTRATION (FHWA)

GOVERNMENT OF PUERTO RICO
 PUERTO RICO DEPARTMENT OF TRANSPORTATION AND PUBLIC WORKS
 PUERTO RICO HIGHWAY AND TRANSPORTATION AUTHORITY
 TRANSPORTATION IMPROVEMENT PROGRAM

Source of Funds			
CODE	DESCRIPTION	CODE	DESCRIPTION
MP10	Puerto Rico Highway 25% MAP-21	ER-80	Emergency Relief 2012 Supplement
MP1E	Puerto Rico Highway 25% MAP-21 Ext.	ER-90	Emergency Relief 2013 Supplement
MP20	Puerto Rico Highway NHPP 50%	STATE	Funding Provided by any agency of the Government of PR - Agency name will appear in the "Remarks" section.
MP2E	Puerto Rico Highway NHPP 50% Ext.	Earmark	Earmark Section 1934
MP30	Puerto Rico Highway HSIP 25%	ERFO	Emergency Relief for Federally Owned Roads
MP3E	Puerto Rico Highway HSIP 25% Ext.	ZP10 / ZP16	Puerto Rico Highway 25% - FAST
MP40	Puerto Rico Section 154 Penalty	ZP20 / Z150	Puerto Rico Highway NHPP 50% - FAST
MP4E	Puerto Rico Section 154 Penalty Ext.	ZP30 / ZP15	Puerto Rico Highway HSIP 25% - FAST
MP50	Puerto Rico Section 164 Penalty	ZP40	Puerto Rico Section 154 Penalty - FAST
MP5E	Puerto Rico Section 164 Penalty Ext	ZP50	Puerto Rico Section 164 Penalty - FAST
Q920	High Priority Projects - TEA21		

Under the Consolidated Appropriation Act 2018, PRHTA was allocated the amount of \$15.8M for highway projects. Said allocation has a remaining balance of \$13,743,605.09. The distribution of the remaining funds are as follows: ZP15 - \$3,950,000, ZP16 - \$1,893,605.09, Z150 - \$7,900,000. These balances will be used as a contingency fund for all projects that come in excess of their estimated budget.

Fund Reconciliation FY 2017-2020 - Amendment #3

STIP FY 2017

Revised on: November 27, 2017

Code	AC #	Description	Municipality	Project Phase	STIP Line*	Federal.Share	Toll.Credits	Total.Federal Funds	State.Funds	Total Amount
ZP-10	411901	Connector	Las Marias	R	22	\$1,316,301	\$323,949	\$1,640,250	\$0	\$1,640,250
	520130	DTL Phase 1	San Juan / Trujillo Alto / Caguas	C	9	\$6,933,095	\$1,733,274	\$8,666,368	\$108,000	\$8,774,368
	800474	Bridge Rehabilitation	Islandwide	R	46	\$92,120	\$23,030	\$115,150	\$1,725	\$116,875
	800477	Pavement	Islandwide	C	38	\$5,743,860	\$1,413,598	\$7,157,458	\$0	\$7,157,458
	800480	NEPA Studies (AC-918101)	San Lorenzo	NEPA	80	\$381,464	\$93,881	\$475,345	\$2,805	\$478,149
	900123	SPR	Islandwide	PE	42	\$4,815,000	\$1,185,000	\$6,000,000	\$0	\$6,000,000
	900124	Bridge Critical Findings	Islandwide	R	52	\$44,630	\$10,984	\$55,614	\$0	\$55,614
	990133	ITS	Islandwide	C	64	\$720,000	\$180,000	\$900,000	\$0	\$900,000
	018760	Feasibility Study PR-187 Bypass	Loiza	PE	7	\$391,538	\$96,360	\$487,898	\$6,205	\$494,103
	019143	Puente #194	Naguabo	C	8	\$5,269,275	\$1,245,638	\$6,514,913	\$774,901	\$7,289,814
054509	Widening of PR-545 (Gabia)	Coamo	R	6	\$1,296,380	\$324,095	\$1,620,475	\$0	\$1,620,475	
ZP-20	100081	ER - PR10	Utua / Adjuntas	R	24	\$244,644	\$60,208	\$304,852	\$0	\$304,852
	301133	Additional Funds - Rio Grande - Fajardo Corridor	Rio Grande / Fajardo	PE	37	\$605,969	\$151,492	\$757,461	\$6,708	\$764,169
	520130	DTL Phase 1	San Juan / Trujillo Alto / Caguas	C	9	\$15,544,358	\$3,886,090	\$19,430,448	\$113,400	\$19,543,848
	800474	Bridge Rehabilitation	Islandwide	C	46	\$10,580,001	\$2,645,000	\$13,225,001	\$0	\$13,225,001
	800475	Bridge Preservation	Islandwide	C	50	\$1,212,881	\$69,977	\$1,282,858	\$18,400	\$1,301,258
	800477	Pavement	Islandwide	C	38	\$20,074,958	\$4,940,566	\$25,015,524	\$0	\$25,015,524
	800523	Noise Barriers	Bayamon / Toa Alta	C	15	\$1,061,303	\$261,193	\$1,322,496	\$23,000	\$1,345,496
	900124	Bridge Critical Findings	Islandwide	C	52	\$424,591	\$99,229	\$523,820	\$0	\$523,820
	992477	NBIS	Islandwide	D	60	\$1,424,970	\$356,243	\$1,781,213	\$93,748	\$1,874,961
	000259	Los Almendros	Bayamon	C	17	\$613,711	\$151,039	\$764,750	\$23,000	\$787,750
	015802	Parque Tecnologico - Phase 2	Cayey	PE	5	\$404,125	\$99,458	\$503,583	\$3,000	\$506,583
	000213	Additional Funds - Aguadilla-Mayaguez Corridor	Aguadilla / Mayaguez	PE	36	\$304,000	\$76,000	\$380,000	\$0	\$380,000
	533	Environmental Study PR-5 Extension	Bayamon	NEPA	16	\$856,122	\$210,696	\$1,066,818	\$9,551	\$1,076,369
	ZP-30	520130	DTL Phase 1	San Juan / Trujillo Alto / Caguas	C	9	\$3,154,653	\$788,663	\$3,943,316	\$108,000
800492		SHSP	Islandwide	C	72	\$0	\$0	\$0	\$0	\$0
990134		Upgrade of Safety Devices	Islandwide	C	56	\$5,738,772	\$1,434,693	\$7,173,465	\$0	\$7,173,465
990135		Geometric Safety Improvements	Islandwide	C	68	\$22,014,003	\$5,417,777	\$27,431,780	\$0	\$27,431,780
ZP-40	990151	Section 154 & 164 Penalty	Islandwide	C	76	\$0	\$0	\$0	\$0	\$0
ZP-50	990151	Section 154 & 164 Penalty	Islandwide	C	76	\$0	\$0	\$0	\$0	\$0
Grand Total						\$111,262,724	\$27,278,132	\$138,540,856	\$1,292,443	\$139,833,298

Project Phase	Federal.Share	Toll.Credits	Total.Federal Funds	State.Funds	Total Amount
Design Total	\$1,424,970	\$356,243	\$1,781,213	\$93,748	\$1,874,961
NEPA Total	\$1,237,586	\$304,577	\$1,542,163	\$12,356	\$1,554,518
PE Total	\$6,520,632	\$1,608,310	\$8,128,942	\$15,913	\$8,144,855
ROW Total	\$2,994,075	\$742,266	\$3,736,341	\$1,725	\$3,738,066
Construction Total	\$99,085,460	\$24,266,737	\$123,352,197	\$1,168,701	\$124,520,898

Fund Reconciliation FY 2017-2020 - Amendment #3

STIP FY 2018

Revised on: November 27, 2017

Code	AC #	Description	Municipality	Project Phase	STIP Line*	Federal.Share	Toll.Credits	Total.Federal Funds	State.Funds	Total Amount
ZP-10	800356	Reconstruction of PR-135 km. 78.5	Adjuntas	C	35	\$273,600	\$68,400	\$342,000	\$18,000	\$360,000
	800485	Pavement	Islandwide	C	39	\$3,405,308	\$851,327	\$4,256,635	\$224,033	\$4,480,668
	800486	Bridge Rehabilitation	Islandwide	C	47	\$6,285,960	\$1,571,490	\$7,857,450	\$413,550	\$8,271,000
	800508	DTL Phase 4	San Juan / Trujillo Alto / Caguas	C	10	\$5,863,672	\$1,465,918	\$7,329,590	\$385,768	\$7,715,358
	900128	SPR	Islandwide	PE	43	\$4,800,000	\$1,200,000	\$6,000,000	\$0	\$6,000,000
	900129	Bridge Critical Findings	Islandwide	C	53	\$4,707,440	\$1,176,860	\$5,884,300	\$309,700	\$6,194,000
	990146	ITS	Islandwide	C	65	\$380,000	\$95,000	\$475,000	\$25,000	\$500,000
	011191	Relocation PR-111	San Sebastian / Lares	D	25	\$380,000	\$95,000	\$475,000	\$25,000	\$500,000
	556103	Villalba Bypass	Villalba	PE	33	\$380,000	\$95,000	\$475,000	\$25,000	\$500,000
065403	Puente Victor Rojas	Arecibo	D	32	\$524,020	\$131,005	\$655,025	\$34,475	\$689,500	
ZP-20	100081	ER - PR10	Utua / Adjuntas	C	24	\$5,668,733	\$1,417,183	\$7,085,916	\$372,943	\$7,458,859
	800485	Pavement	Islandwide	C	39	\$34,755,118	\$8,688,780	\$43,443,898	\$2,286,521	\$45,730,419
	800486	Bridge Rehabilitation	Islandwide	D	47	\$794,200	\$198,550	\$992,750	\$52,250	\$1,045,000
	800487	Bridge Preservation	Islandwide	C	51	\$2,351,440	\$587,860	\$2,939,300	\$154,700	\$3,094,000
	800508	DTL Phase 4	San Juan / Trujillo Alto / Caguas	C	10	\$7,516,356	\$1,879,089	\$9,395,445	\$494,497	\$9,889,942
	900129	Bridge Critical Findings	Islandwide	D	53	\$56,240	\$14,060	\$70,300	\$3,700	\$74,000
	990146	ITS	Islandwide	C	65	\$1,425,000	\$356,250	\$1,781,250	\$93,750	\$1,875,000
	992478	NBIS	Islandwide	D	61	\$1,432,913	\$358,228	\$1,791,141	\$0	\$1,791,141
ZP-30	800493	SHSP	Islandwide	C	73	\$2,000,000	\$500,000	\$2,500,000	\$0	\$2,500,000
	800508	DTL Phase 4	San Juan / Trujillo Alto / Caguas	C	10	\$8,347,623	\$2,086,906	\$10,434,529	\$0	\$10,434,529
	990144	Upgrade of Safety Devices	Islandwide	C	57	\$11,485,009	\$2,871,252	\$14,356,261	\$0	\$14,356,261
	990145	Geometric Safety Improvements	Islandwide	C	69	\$5,167,368	\$1,291,842	\$6,459,210	\$0	\$6,459,210
ZP-40	990152	Section 154 & 164 Penalty	Islandwide	C	77	\$1,444,000	\$361,000	\$1,805,000	\$95,000	\$1,900,000
ZP-50	990152	Section 154 & 164 Penalty	Islandwide	C	77	\$1,444,000	\$361,000	\$1,805,000	\$95,000	\$1,900,000
Grand Total						\$110,887,999	\$27,722,000	\$138,609,999	\$5,108,887	\$143,718,886

Project Phase	Federal.Share	Toll.Credits	Total.Federal Funds	State.Funds	Total Amount
Design Total	\$3,187,373	\$796,843	\$3,984,216	\$115,425	\$4,099,641
PE Total	\$5,180,000	\$1,295,000	\$6,475,000	\$25,000	\$6,500,000
Construction Total	\$102,520,626	\$25,630,157	\$128,150,783	\$4,968,462	\$133,119,245

Fund Reconciliation FY 2017-2020 - Amendment #3

STIP FY 2019

Revised on: November 27, 2017

Code	AC #	Description	Municipality	Project Phase	STIP Line*	Federal.Share	Toll.Credits	Total.Federal Funds	State.Funds	Total Amount
ZP-10	300124	DTL Phase 5	San Juan / Trujillo Alto / Caguas	C	11	\$4,366,446	\$1,091,612	\$5,458,058	\$287,266	\$5,745,324
	411901	Connector	Las Marias	C	22	\$2,280,000	\$570,000	\$2,850,000	\$150,000	\$3,000,000
	500023	Pedestrian Route	Rincon	C	23	\$3,933,725	\$983,431	\$4,917,156	\$258,798	\$5,175,954
	800511	Pavement	Islandwide	C	40	\$3,331,828	\$832,957	\$4,164,786	\$219,199	\$4,383,985
	800512	Bridge Rehabilitation	Islandwide	C	48	\$1,900,000	\$475,000	\$2,375,000	\$125,000	\$2,500,000
	900132	SPR	Islandwide	PE	44	\$4,800,000	\$1,200,000	\$6,000,000	\$0	\$6,000,000
	990153	ITS	Islandwide	C	66	\$1,140,000	\$285,000	\$1,425,000	\$75,000	\$1,500,000
	017242	Connector	Cidra	R	2	\$2,400,000	\$600,000	\$3,000,000	\$0	\$3,000,000
	018760	Design PR-187 Bypass	Loiza	D	7	\$800,000	\$200,000	\$1,000,000	\$0	\$1,000,000
	020802	Aguas Buenas Bypass	Aguas Buenas	R	3	\$1,820,000	\$455,000	\$2,275,000	\$0	\$2,275,000
	010194	Barranquitas South Bypass	Barranquitas	D	19	\$228,000	\$57,000	\$285,000	\$15,000	\$300,000
ZP-20	100076	PR-10	Adjuntas	C	34	\$6,460,000	\$1,615,000	\$8,075,000	\$425,000	\$8,500,000
	200248	Lavadero Ward (Conv. a Expreso)	Hormigueros	C	31	\$10,450,314	\$2,612,578	\$13,062,892	\$687,521	\$13,750,413
	520129	Truck Weigh Station	Juana Diaz	C	30	\$760,000	\$190,000	\$950,000	\$50,000	\$1,000,000
	800509	DTL - ITS	San Juan / Trujillo Alto / Caguas	C	12	\$8,919,680	\$2,229,920	\$11,149,600	\$586,821	\$11,736,421
	800510	DTL - Noise Barriers	San Juan / Trujillo Alto / Caguas	C	13	\$4,085,262	\$1,021,316	\$5,106,578	\$268,767	\$5,375,345
	800511	Pavement	Islandwide	C	40	\$7,931,424	\$1,982,856	\$9,914,280	\$521,804	\$10,436,084
	800512	Bridge Rehabilitation	Islandwide	C	48	\$8,213,320	\$2,053,330	\$10,266,650	\$540,350	\$10,807,000
	900133	Bridge Critical Findings	Islandwide	C	54	\$2,128,000	\$532,000	\$2,660,000	\$140,000	\$2,800,000
	990153	ITS	Islandwide	C	66	\$1,444,000	\$361,000	\$1,805,000	\$95,000	\$1,900,000
	992479	NBIS	Islandwide	D	62	\$1,400,000	\$350,000	\$1,750,000	\$0	\$1,750,000
	015801	Parque Tecnologico Phase 1	Cayey	C	4	\$0	\$0	\$0	\$13,000,000	\$13,000,000
	015802	Parque Tecnologico - Phase 2	Cayey	D	5	\$608,000	\$152,000	\$760,000	\$40,000	\$800,000
				R	5	\$800,000	\$200,000	\$1,000,000	\$0	\$1,000,000
	010166	Recreational Trail	Toa Baja	C	18	\$800,000	\$200,000	\$1,000,000	\$0	\$1,000,000
ZP-30	300124	DTL Phase 5	San Juan / Trujillo Alto / Caguas	C	11	\$1,421,053	\$355,263	\$1,776,316	\$0	\$1,776,316
	800514	Geometric Safety Improvements	Islandwide	C	70	\$10,015,747	\$2,503,937	\$12,519,684	\$0	\$12,519,684
	800515	SHSP	Islandwide	C	74	\$4,800,000	\$1,200,000	\$6,000,000	\$0	\$6,000,000
	990155	Upgrade of Safety Devices	Islandwide	C	58	\$10,763,200	\$2,690,800	\$13,454,000	\$0	\$13,454,000
ZP-40	990154	Section 154 & 164 Penalty	Islandwide	C	78	\$1,444,000	\$361,000	\$1,805,000	\$95,000	\$1,900,000
ZP-50	990154	Section 154 & 164 Penalty	Islandwide	C	78	\$1,444,000	\$361,000	\$1,805,000	\$95,000	\$1,900,000
Grand Total						\$110,888,000	\$27,722,000	\$138,610,000	\$17,675,526	\$156,285,526

Project Phase	Federal.Share	Toll.Credits	Total.Federal Funds	State.Funds	Total Amount
Design Total	\$3,036,000	\$759,000	\$3,795,000	\$55,000	\$3,850,000
PE Total	\$4,800,000	\$1,200,000	\$6,000,000	\$0	\$6,000,000
ROW Total	\$5,020,000	\$1,255,000	\$6,275,000	\$0	\$6,275,000
Construction Total	\$98,032,000	\$24,508,000	\$122,540,000	\$17,620,526	\$140,160,526

Fund Reconciliation FY 2017-2020 - Amendment #3

STIP FY 2020

Revised on: November 27, 2017

Code	AC #	Description	Municipality	Project Phase	STIP Line*	Federal.Share	Toll.Credits	Total.Federal Funds	State.Funds	Total Amount
ZP-10	800516	Bridge Rehabilitation	Islandwide	C	49	\$2,945,000	\$736,250	\$3,681,250	\$193,750	\$3,875,000
	800518	Pavement	Islandwide	C	41	\$11,503,560	\$2,875,890	\$14,379,450	\$756,813	\$15,136,263
	900134	SPR	Islandwide	PE	45	\$4,800,000	\$1,200,000	\$6,000,000	\$0	\$6,000,000
	900135	Bridge Critical Findings	Islandwide	C	55	\$2,731,440	\$682,860	\$3,414,300	\$179,700	\$3,594,000
	990156	ITS	Islandwide	C	67	\$3,040,000	\$760,000	\$3,800,000	\$200,000	\$4,000,000
	011213	Improvements to PR-112 & PR-4494	Isabela	D	20	\$95,000	\$23,750	\$118,750	\$6,250	\$125,000
	084511	Widening PR-845	San Juan / Trujillo Alto	D	1	\$285,000	\$71,250	\$356,250	\$18,750	\$375,000
	011191	Relocation PR-111	San Sebastian / Lares	R	25	\$1,600,000	\$400,000	\$2,000,000	\$0	\$2,000,000
ZP-20	200200	Overpass	Mayaguez	R	26	\$1,600,000	\$400,000	\$2,000,000	\$0	\$2,000,000
	200241	Interseccion PR-2/Post/Llorens (La Vita)	Mayaguez	D	29	\$1,520,000	\$380,000	\$1,900,000	\$100,000	\$2,000,000
	800497	Cancer Center	San Juan	C	14	\$18,639,570	\$4,659,892	\$23,299,462	\$1,226,287	\$24,525,750
	800516	Bridge Rehabilitation	Islandwide	C	49	\$6,547,400	\$1,636,850	\$8,184,250	\$430,750	\$8,615,000
	800518	Pavement	Islandwide	C	41	\$18,978,031	\$4,744,508	\$23,722,538	\$1,248,555	\$24,971,093
	800523	Noise Barriers	Bayamon / Toa Alta	C	15	\$1,520,000	\$380,000	\$1,900,000	\$100,000	\$2,000,000
	990156	ITS	Islandwide	C	67	\$1,320,000	\$330,000	\$1,650,000	\$86,842	\$1,736,842
	000218	Aguadilla Airport	Aguadilla	R	21	\$800,000	\$200,000	\$1,000,000	\$0	\$1,000,000
	010029	Widening PR-100	Cabo Rojo	R	28	\$240,000	\$60,000	\$300,000	\$0	\$300,000
	012201	Connector Phase II	Lajas / San German	D	27	\$475,000	\$118,750	\$593,750	\$31,250	\$625,000
	TBD	NBIS	Islandwide	D	63	\$1,600,000	\$400,000	\$2,000,000	\$0	\$2,000,000
	533	Environmental Study PR-5 Extension	Bayamon	D	16	\$760,000	\$190,000	\$950,000	\$50,000	\$1,000,000
ZP-30	800519	Upgrade of Safety Devices	Islandwide	C	59	\$4,000,000	\$1,000,000	\$5,000,000	\$0	\$5,000,000
	800520	SHSP	Islandwide	C	75	\$3,041,302	\$760,326	\$3,801,628	\$0	\$3,801,628
	800521	Geometric Safety Improvements	Islandwide	C	71	\$19,958,698	\$4,989,674	\$24,948,372	\$0	\$24,948,372
ZP-40	990157	Section 154 & 164 Penalty	Islandwide	C	79	\$1,444,000	\$361,000	\$1,805,000	\$95,000	\$1,900,000
ZP-50	990157	Section 154 & 164 Penalty	Islandwide	C	79	\$1,444,000	\$361,000	\$1,805,000	\$95,000	\$1,900,000
Grand Total						\$110,888,000	\$27,722,000	\$138,610,000	\$4,818,947	\$143,428,948

Project Phase	Federal.Share	Toll.Credits	Total.Federal Funds	State.Funds	Total Amount
Design Total	\$4,735,000	\$1,183,750	\$5,918,750	\$206,250	\$6,125,000
PE Total	\$4,800,000	\$1,200,000	\$6,000,000	\$0	\$6,000,000
ROW Total	\$4,240,000	\$1,060,000	\$5,300,000	\$0	\$5,300,000
Construction Total	\$97,113,000	\$24,278,250	\$121,391,250	\$4,612,697	\$126,003,948

GOVERNMENT OF PUERTO RICO
 PUERTO RICO DEPARTMENT OF TRANSPORTATION AND PUBLIC WORKS
 PUERTO RICO HIGHWAY AND TRANSPORTATION AUTHORITY
 TRANSPORTATION IMPROVEMENT PROGRAM
 FISCAL YEARS 2017-2020**
 AMENDMENT # 3

Legend:
 F - Federal Funds
 TC - Toll Credits Funds
 S - State /Local Funds
 T - Total Funds

Núm.	AC-Code / Oracle # / Fed # / Program Code	Description	Town	Phase	Fed. Past Obligations / Locally Funded	TIP Fiscal Year				Future Investment	Total Est. Cost	Remarks		
						2017	2018	2019	2020					
UA>1,000,000 Population (San Juan)														
1	AC-084511 R000845011 MP-845(2) ZP-10	Widening PR-845 from Pasternak Street to Int. PR-199	San Juan Trujillo Alto	NEPA	F	402,906	-	-	-	-	-	402,906		
					TC	100,727	-	-	-	-	100,727			
					S	26,507	-	-	-	-	26,507			
					T	530,140							530,140	
				Pre-Engineering	F	-	-	-	-	-	-	-	-	-
					TC	-	-	-	-	-	-	-	-	-
					S	-	-	-	-	-	-	-	-	-
					T									
				Design	F	-	-	-	-	285,000	-	-	285,000	-
					TC	-	-	-	-	71,250	-	-	71,250	Change in Fiscal Year from 2018 to 2020
					S	-	-	-	-	18,750	-	-	18,750	
					T					375,000			375,000	
				ROW	F	-	-	-	-	-	-	2,945,000	2,945,000	-
					TC	-	-	-	-	-	-	736,250	736,250	Change in Fiscal Year from 2020 to Future Investment
					S	-	-	-	-	-	-	193,750	193,750	
					T							3,875,000	3,875,000	
Construction	F	-	-	-	-	-	-	14,440,000	14,440,000	-				
	TC	-	-	-	-	-	-	3,610,000	3,610,000	Estimated Time of Completion March 2026				
	S	-	-	-	-	-	-	950,000	950,000					
	T							19,000,000	19,000,000					
Total Estimated Project Cost					530,140	-	-	375,000	22,875,000	23,780,140				
2	AC-017242 L000172042 9999(188) ZP-10	Cidra East Connector form #2 Street (Industrial Avenue) to PR-734 (Phase 1) Length 1.38	Cidra	NEPA	F	-	-	-	-	-	-	-		
					TC	-	-	-	-	-	-	-		
					S	-	-	-	-	-	-	-		
					T									
				Pre-Engineering	F	270,317	-	-	-	-	-	-	270,317	-
					TC	67,579	-	-	-	-	-	-	67,579	-
					S	17,784	-	-	-	-	-	-	17,784	-
					T	355,680							355,680	
				Design	F	-	-	-	-	-	-	-	-	-
					TC	-	-	-	-	-	-	-	-	-
					S	940,340	-	-	-	-	-	-	940,340	-
					T	940,340							940,340	
				ROW	F	-	-	-	2,400,000	-	-	-	2,400,000	-
					TC	-	-	-	600,000	-	-	-	600,000	-
					S	-	-	-	-	-	-	-	-	-
					T				3,000,000				3,000,000	
Construction	F	-	-	-	-	-	-	11,400,000	11,400,000	-				
	TC	-	-	-	-	-	-	2,850,000	2,850,000	Estimated Time of Completion March 2023				
	S	-	-	-	-	-	-	750,000	750,000					
	T							15,000,000	15,000,000					
Total Estimated Project Cost					1,296,020	-	-	3,000,000	15,000,000	19,296,020				

*Fund Reconciliation for each project can be found on pages FHWA-3 thru FHWA-6
 **Retroactive TC will be used for projects currently under construction.

GOVERNMENT OF PUERTO RICO
 PUERTO RICO DEPARTMENT OF TRANSPORTATION AND PUBLIC WORKS
 PUERTO RICO HIGHWAY AND TRANSPORTATION AUTHORITY
 TRANSPORTATION IMPROVEMENT PROGRAM
 FISCAL YEARS 2017-2020**
 AMENDMENT # 3

Legend:
 F - Federal Funds
 TC - Toll Credits Funds
 S - State /Local Funds
 T - Total Funds

Núm.	AC-Code / Oracle # / Fed # / Program Code	Description	Town	Phase	Fed. Past Obligations / Locally Funded	TIP Fiscal Year				Future Investment	Total Est. Cost	Remarks		
						2017	2018	2019	2020					
3	AC-020802 S000208002 MP-208(2) ZP-10	AGUAS BUENAS BYPASS FROM PR-156, KM 53 TO PR-173, LENGTH 3.1	Aguas Buenas	NEPA	F	-	-	-	-	-	-	-		
					TC	-	-	-	-	-	-	-		
					S	-	-	-	-	-	-	-		
					T	-	-	-	-	-	-	-		
				Pre-Engineering	F	635,000	-	-	-	-	-	-	635,000	
					TC	65,000	-	-	-	-	-	-	65,000	
					S	-	-	-	-	-	-	-	-	
					T	700,000	-	-	-	-	-	-	700,000	
				Design	F	-	-	-	-	-	-	-	-	
					TC	-	-	-	-	-	-	-	-	
					S	-	-	-	-	-	-	-	-	
					T	-	-	-	-	-	-	-	-	
				ROW	F	-	-	-	1,820,000	-	-	-	1,820,000	
					TC	-	-	-	455,000	-	-	-	455,000	
					S	-	-	-	-	-	-	-	-	
T	-	-	-		2,275,000	-	-	-	2,275,000					
Construction	F	-	-	-	-	-	-	22,800,000	22,800,000	Estimated Time of Completion December 2025				
	TC	-	-	-	-	-	-	5,700,000	5,700,000					
	S	-	-	-	-	-	-	1,500,000	1,500,000					
	T	-	-	-	-	-	-	30,000,000	30,000,000					
Total Estimated Project Cost					700,000	-	-	2,275,000	-	30,000,000	32,975,000			
4	AC-015801 Y000158001 ZP-20	CONSTRUCTION OF PR-158, FROM PR- 743 TO PARQUE TECNOLOGICO ENTRANCE - Phase 1	Cayey	NEPA	F	-	-	-	-	-	-	-		
					TC	-	-	-	-	-	-	-		
					S	-	-	-	-	-	-	-		
					T	-	-	-	-	-	-	-		
				Pre-Engineering	F	-	-	-	-	-	-	-	-	NEPA, Design, IAR and PS&E will be covered in AC-015802
					TC	-	-	-	-	-	-	-		
					S	-	-	-	-	-	-	-		
					T	-	-	-	-	-	-	-		
				Design	F	-	-	-	-	-	-	-	-	Final Design added in AC-015802
					TC	-	-	-	-	-	-	-		
					S	-	-	-	-	-	-	-		
					T	-	-	-	-	-	-	-		
				ROW	F	-	-	-	-	-	-	-	-	
					TC	-	-	-	-	-	-	-	-	
					S	-	-	-	-	-	-	-	-	
T	-	-	-		-	-	-	-	-					
Construction	F	-	-	-	-	-	-	-	-					
	TC	-	-	-	-	-	-	-	-					
	S	-	-	-	13,000,000	-	-	-	13,000,000					
	T	-	-	-	13,000,000	-	-	-	13,000,000					
Total Estimated Project Cost					-	-	-	13,000,000	-	-	13,000,000			

*Fund Reconciliation for each project can be found on pages FHWA-3 thru FHWA-6
 **Retroactive TC will be use for projects currently under construction.

GOVERNMENT OF PUERTO RICO
 PUERTO RICO DEPARTMENT OF TRANSPORTATION AND PUBLIC WORKS
 PUERTO RICO HIGHWAY AND TRANSPORTATION AUTHORITY
 TRANSPORTATION IMPROVEMENT PROGRAM
 FISCAL YEARS 2017-2020**
 AMENDMENT # 3

Legend:
 F - Federal Funds
 TC - Toll Credits Funds
 S - State /Local Funds
 T - Total Funds

Núm.	AC-Code / Oracle # / Fed # / Program Code	Description	Town	Phase	Fed. Past Obligations / Locally Funded	TIP Fiscal Year				Future Investment	Total Est. Cost	Remarks			
						2017	2018	2019	2020						
5	AC-015802 Y000158002 ZP-20	CONSTRUCTION CONNECTOR PR-158, PHASE II FROM [PARQUE TECNOLOGICO TO PR-1, CAYEY	Cayey	NEPA	F	-	-	-	-	-	-	-	Also includes NEPA, Design, IAR and PS&E for AC-015801		
					TC	-	-	-	-	-	-	-			
					S	125,000	-	-	-	-	-	-			
					T	125,000	-	-	-	-	-	-			
				Pre-Engineering	F	-	404,125	-	-	-	-	-	-	404,125	Originally Programmed with \$1M, Obligated in FY 2017 with \$506,583.
					TC	-	99,458	-	-	-	-	-	-	99,458	
					S	-	3,000	-	-	-	-	-	-	3,000	
					T	-	506,583	-	-	-	-	-	-	506,583	
				Design	F	-	-	-	608,000	-	-	-	-	608,000	Final Design added - Includes AC- 015801
					TC	-	-	-	152,000	-	-	-	-	152,000	
					S	-	-	-	40,000	-	-	-	-	40,000	
					T	-	-	-	800,000	-	-	-	-	800,000	
				ROW	F	-	-	-	800,000	-	-	-	-	800,000	
					TC	-	-	-	200,000	-	-	-	-	200,000	
S	-	-	-		-	-	-	-	-	-					
T	-	-	-		1,000,000	-	-	-	-	1,000,000					
Construction	F	-	-	-	-	-	-	7,600,000	-	7,600,000	Change in Fiscal Year from 2020 to Future Investment				
	TC	-	-	-	-	-	-	1,900,000	-	1,900,000					
	S	-	-	-	-	-	-	500,000	-	500,000					
	T	-	-	-	-	-	-	10,000,000	-	10,000,000					
Total Estimated Project Cost					125,000	506,583	-	1,800,000	-	10,000,000	12,431,583				
6	AC-054509 L000545009 ZP-10	PR-545 Widening from PR-52 (Km. 1.03) to PR-14 (km. 6.03)	Coamo	NEPA	F	-	-	-	-	-	-	-			
					TC	-	-	-	-	-	-	-			
					S	-	-	-	-	-	-	-			
					T	-	-	-	-	-	-	-			
				Pre-Engineering	F	-	-	-	-	-	-	-	-	-	
					TC	-	-	-	-	-	-	-	-	-	
					S	125,000	-	-	-	-	-	-	-	125,000	
					T	125,000	-	-	-	-	-	-	-	125,000	
				Design	F	-	-	-	-	-	-	-	-	-	
					TC	-	-	-	-	-	-	-	-	-	
					S	-	-	-	-	-	-	-	-	-	
					T	-	-	-	-	-	-	-	-	-	
				ROW	F	-	1,300,431	-	-	-	-	-	-	1,300,431	Originally Programmed with \$1,620,000. Obligated in FY 2017 with \$1,620,475.
					TC	-	320,044	-	-	-	-	-	-	320,044	
S	-	-	-		-	-	-	-	-	-					
T	-	1,620,475	-		-	-	-	-	-	1,620,475					
Construction	F	-	-	-	-	-	-	3,800,000	-	3,800,000	Change in Fiscal Year from 2020 to Future Investment				
	TC	-	-	-	-	-	-	950,000	-	950,000					
	S	-	-	-	-	-	-	250,000	-	250,000					
	T	-	-	-	-	-	-	5,000,000	-	5,000,000					
Total Estimated Project Cost					125,000	1,620,475	-	-	-	5,000,000	6,745,475				

*Fund Reconciliation for each project can be found on pages FHWA-3 thru FHWA-6
 **Retroactive TC will be use for projects currently under construction.

GOVERNMENT OF PUERTO RICO
 PUERTO RICO DEPARTMENT OF TRANSPORTATION AND PUBLIC WORKS
 PUERTO RICO HIGHWAY AND TRANSPORTATION AUTHORITY
 TRANSPORTATION IMPROVEMENT PROGRAM
 FISCAL YEARS 2017-2020**
 AMENDMENT # 3

Legend:
 F - Federal Funds
 TC - Toll Credits Funds
 S - State /Local Funds
 T - Total Funds

Núm.	AC-Code / Oracle # / Fed # / Program Code	Description	Town	Phase	Fed. Past Obligations / Locally Funded	TIP Fiscal Year				Future Investment	Total Est. Cost	Remarks		
						2017	2018	2019	2020					
7	AC-018760 S000187060 ZP-10	Feasibility and Update Environmental Study South Bypass from PR-188 to Mediania Baja (PR-187) (CFHWA)	Loíza	NEPA	F	-	-	-	-	-	-	-		
					TC	-	-	-	-	-	-	-		
					S	-	-	-	-	-	-	-		
					T	-	-	-	-	-	-	-		
				Pre-Engineering	F	-	391,538	-	-	-	-	-	391,538	Originally Programmed with \$400k. Obligated in FY 2017 in the amount of \$494,103
					TC	-	96,360	-	-	-	-	-	96,360	
					S	-	6,205	-	-	-	-	-	6,205	
					T	-	494,103	-	-	-	-	-	494,103	
				Design	F	-	-	-	800,000	-	-	-	800,000	Design Phase Added
					TC	-	-	-	200,000	-	-	-	200,000	
					S	-	-	-	-	-	-	-	-	
					T	-	-	-	1,000,000	-	-	-	1,000,000	
				ROW	F	-	-	-	-	-	-	1,425,000	1,425,000	Change in Fiscal Year from 2019 to Future Investment
					TC	-	-	-	-	-	-	356,250	356,250	
					S	-	-	-	-	-	-	93,750	93,750	
T	-	-	-		-	-	-	1,875,000	1,875,000					
Construction	F	-	-	-	-	-	-	5,320,000	5,320,000	Estimated Time of Completion March 2023				
	TC	-	-	-	-	-	-	1,330,000	1,330,000					
	S	-	-	-	-	-	-	350,000	350,000					
	T	-	-	-	-	-	-	7,000,000	7,000,000					
Total Estimated Project Cost					-	494,103	-	1,000,000	-	8,875,000	10,369,103			
8	AC-019143 B000191043 MP-31 (20) & 31(21) ZP-10	Replacement of Bridge #194 PR-31 km 8.8	Naguabo	NEPA	F	-	-	-	-	-	-	-		
					TC	-	-	-	-	-	-	-		
					S	-	-	-	-	-	-	-		
					T	-	-	-	-	-	-	-		
				Pre-Engineering	F	341,295	-	-	-	-	-	-	341,295	
					TC	85,324	-	-	-	-	-	-	85,324	
					S	-	-	-	-	-	-	-	-	
					T	426,619	-	-	-	-	-	-	426,619	
				Design	F	-	-	-	-	-	-	-	-	
					TC	-	-	-	-	-	-	-	-	
					S	-	-	-	-	-	-	-	-	
					T	-	-	-	-	-	-	-	-	
				ROW	F	219,965	-	-	-	-	-	-	219,965	
					TC	54,135	-	-	-	-	-	-	54,135	
					S	-	-	-	-	-	-	-	-	
T	274,100	-	-		-	-	-	-	274,100					
Construction	F	-	5,269,275	-	-	-	-	-	5,269,275	Originally Programmed with \$3.8M. Obligated in FY 2017 with \$7,289,814				
	TC	-	1,245,638	-	-	-	-	-	1,245,638					
	S	-	774,901	-	-	-	-	-	774,901					
	T	-	7,289,814	-	-	-	-	-	7,289,814					
Total Estimated Project Cost					700,719	7,289,814	-	-	-	-	7,990,533			

*Fund Reconciliation for each project can be found on pages FHWA-3 thru FHWA-6
 **Retroactive TC will be use for projects currently under construction.

GOVERNMENT OF PUERTO RICO
 PUERTO RICO DEPARTMENT OF TRANSPORTATION AND PUBLIC WORKS
 PUERTO RICO HIGHWAY AND TRANSPORTATION AUTHORITY
 TRANSPORTATION IMPROVEMENT PROGRAM
 FISCAL YEARS 2017-2020**
 AMENDMENT # 3

Legend:
 F - Federal Funds
 TC - Toll Credits Funds
 S - State /Local Funds
 T - Total Funds

Núm.	AC-Code / Oracle # / Fed # / Program Code	Description	Town	Phase	Fed. Past Obligations / Locally Funded	TIP Fiscal Year				Future Investment	Total Est. Cost	Remarks		
						2017	2018	2019	2020					
9	AC-520130 T000522130 ZP-10, ZP-20, ZP-30	Congestion Managed Lanes - Phase 1 - PR-52 -San Juan (km. 0.30 to km. 9.16) - Two additional lanes on the median of PR-18 and PR-52 from San Juan to Caguas. These lanes will be managed using dynamic tolling to provide a reliable travel time for users. These lanes will be reversible (AM northbound and PM southbound).	San Juan Trujillo Alto Caguas	NEPA	F	-	-	-	-	-	-	-		
					TC	-	-	-	-	-	-			
					S	-	-	-	-	-	-			
					T	-	-	-	-	-	-			
				Pre-Engineering	F	-	-	-	-	-	-	-	-	-
					TC	-	-	-	-	-	-	-	-	-
					S	-	-	-	-	-	-	-	-	-
					T	-	-	-	-	-	-	-	-	-
				Design	F	-	-	-	-	-	-	-	-	-
					TC	-	-	-	-	-	-	-	-	-
					S	-	-	-	-	-	-	-	-	-
					T	-	-	-	-	-	-	-	-	-
				ROW	F	-	-	-	-	-	-	-	-	-
					TC	-	-	-	-	-	-	-	-	-
					S	-	-	-	-	-	-	-	-	-
T	-	-	-		-	-	-	-	-	-				
Construction	F	-	28,109,192	-	-	-	-	-	-	28,109,192	-			
	TC	-	3,930,940	-	-	-	-	-	-	3,930,940	-			
	S	-	329,400	-	-	-	-	-	-	329,400	-			
	T	-	32,369,532	-	-	-	-	-	-	32,369,532	-			
Total Estimated Project Cost						-	32,369,532	-	-	-	32,369,532	-		
10	AC-800508 L009999508 ZP-10, ZP-20, ZP-30	Congestion Managed Lanes - Phase 4 - PR-52 /PR-30 - Caguas (km. 13.96 to km 16.63) - Improve the PR-52/PR-30 Interchange by providing a bridge interconnecting both roadways. The bridge will improve access from PR-1 to PR-52 northbound for all users, and provide access from PR-30 to PR-52 (AM) and from PR-52 to PR-30 (PM) for users of the dynamic toll facility. This phase will also provide open road tolling at the Caguas Norte Toll Plaza.	San Juan Trujillo Alto Caguas	NEPA	F	-	-	-	-	-	-	-		
					TC	-	-	-	-	-	-	-		
					S	-	-	-	-	-	-	-		
					T	-	-	-	-	-	-	-		
				Pre-Engineering	F	-	-	-	-	-	-	-	-	-
					TC	-	-	-	-	-	-	-	-	-
					S	-	-	-	-	-	-	-	-	-
					T	-	-	-	-	-	-	-	-	-
				Design	F	-	-	-	-	-	-	-	-	-
					TC	-	-	-	-	-	-	-	-	-
					S	-	-	-	-	-	-	-	-	-
					T	-	-	-	-	-	-	-	-	-
				ROW	F	-	-	-	-	-	-	-	-	-
					TC	-	-	-	-	-	-	-	-	-
					S	-	-	-	-	-	-	-	-	-
T	-	-	-		-	-	-	-	-	-				
Construction	F	-	-	21,727,651	-	-	-	-	-	21,727,651	-			
	TC	-	-	5,431,913	-	-	-	-	-	5,431,913	-			
	S	-	-	880,265	-	-	-	-	-	880,265	-			
	T	-	-	28,039,828	-	-	-	-	-	28,039,828	-			
Total Estimated Project Cost						-	28,039,828	-	-	-	28,039,828	-		

*Fund Reconciliation for each project can be found on pages FHWA-3 thru FHWA-6
 **Retroactive TC will be use for projects currently under construction.

GOVERNMENT OF PUERTO RICO
 PUERTO RICO DEPARTMENT OF TRANSPORTATION AND PUBLIC WORKS
 PUERTO RICO HIGHWAY AND TRANSPORTATION AUTHORITY
 TRANSPORTATION IMPROVEMENT PROGRAM
 FISCAL YEARS 2017-2020**
 AMENDMENT # 3

Legend:
 F - Federal Funds
 TC - Toll Credits Funds
 S - State /Local Funds
 T - Total Funds

Núm.	AC-Code / Oracle # / Fed # / Program Code	Description	Town	Phase	Fed. Past Obligations / Locally Funded	TIP Fiscal Year				Future Investment	Total Est. Cost	Remarks	
						2017	2018	2019	2020				
11	AC-300124 L000030124 ZP-10, ZP-20, ZP-30	Congestion Managed Lanes - Phase 5 - PR-30-San Juan (km 0.30 to km. 7.20) - reversible lane using reversible lane barrier system on PR-30 from Km. 0.30 to Km. 7.20	San Juan Trujillo Alto Caguas	NEPA	F	-	-	-	-	-	-	-	
					TC	-	-	-	-	-	-		
					S	-	-	-	-	-	-		
					T	-	-	-	-	-	-		
				Pre-Engineering	F	-	-	-	-	-	-	-	-
					TC	-	-	-	-	-	-	-	
					S	-	-	-	-	-	-		
					T	-	-	-	-	-	-		
				Design	F	-	-	-	-	-	-	-	-
					TC	-	-	-	-	-	-	-	
					S	-	-	-	-	-	-		
					T	-	-	-	-	-	-		
				ROW	F	-	-	-	-	-	-	-	-
					TC	-	-	-	-	-	-	-	
					S	-	-	-	-	-	-		
T	-	-	-		-	-	-						
Construction	F	-	-	-	5,787,499	-	-	-	5,787,499				
	TC	-	-	-	1,446,875	-	-	-	1,446,875				
	S	-	-	-	287,266	-	-	-	287,266				
	T	-	-	-	7,521,640	-	-	-	7,521,640				
Total Estimated Project Cost					-	-	-	7,521,640	-	7,521,640			
12	AC-800509 L009999509 ZP-10, ZP-20, ZP-30	Congestion Managed Lanes - ITS (All Phases) - will provide ITS instrumentation for all phases of the Congestion Managed Lanes projects for the operation of the dynamic toll and traffic incident management.	San Juan Trujillo Alto Caguas	NEPA	F	-	-	-	-	-	-	-	
					TC	-	-	-	-	-	-		
					S	-	-	-	-	-	-		
					T	-	-	-	-	-	-		
				Pre-Engineering	F	-	-	-	-	-	-	-	-
					TC	-	-	-	-	-	-	-	
					S	-	-	-	-	-	-		
					T	-	-	-	-	-	-		
				Design	F	-	-	-	-	-	-	-	-
					TC	-	-	-	-	-	-	-	
					S	-	-	-	-	-	-		
					T	-	-	-	-	-	-		
				ROW	F	-	-	-	-	-	-	-	-
					TC	-	-	-	-	-	-	-	
					S	-	-	-	-	-	-		
T	-	-	-		-	-	-						
Construction	F	-	-	-	8,919,680	-	-	-	8,919,680				
	TC	-	-	-	2,229,920	-	-	-	2,229,920				
	S	-	-	-	586,821	-	-	-	586,821				
	T	-	-	-	11,736,421	-	-	-	11,736,421				
Total Estimated Project Cost					-	-	-	11,736,421	-	11,736,421	Change in Budget from \$12,236,421.00 to \$11,736,421.00.		

*Fund Reconciliation for each project can be found on pages FHWA-3 thru FHWA-6
 **Retroactive TC will be use for projects currently under construction.

GOVERNMENT OF PUERTO RICO
 PUERTO RICO DEPARTMENT OF TRANSPORTATION AND PUBLIC WORKS
 PUERTO RICO HIGHWAY AND TRANSPORTATION AUTHORITY
 TRANSPORTATION IMPROVEMENT PROGRAM
 FISCAL YEARS 2017-2020**
 AMENDMENT # 3

Legend:
 F - Federal Funds
 TC - Toll Credits Funds
 S - State /Local Funds
 T - Total Funds

Núm.	AC-Code / Oracle # / Fed # / Program Code	Description	Town	Phase	Fed. Past Obligations / Locally Funded	TIP Fiscal Year				Future Investment	Total Est. Cost	Remarks	
						2017	2018	2019	2020				
13	AC-800510 L009999510 ZP-20	Congested Managed Lanes - Noise Barriers - Vista Alegre Community, Borinquen Gardens, Parque Forestal, Berm- Residential Area, Quintas de San Luis, Berm-Villa Parana - will provide the noise abatement measures recommended as part of the environmental exclusion document prepared for the Congestion Managed Lanes project.	San Juan Trujillo Alto Caguas	NEPA	F	-	-	-	-	-	-	-	
					TC	-	-	-	-	-	-		
					S	-	-	-	-	-	-		
					T	-	-	-	-	-	-		
				Pre-Engineering	F	-	-	-	-	-	-	-	-
					TC	-	-	-	-	-	-	-	
					S	-	-	-	-	-	-		
					T	-	-	-	-	-	-		
				Design	F	-	-	-	-	-	-	-	-
					TC	-	-	-	-	-	-	-	
					S	-	-	-	-	-	-		
					T	-	-	-	-	-	-		
				ROW	F	-	-	-	-	-	-	-	-
					TC	-	-	-	-	-	-	-	
					S	-	-	-	-	-	-		
T	-	-	-		-	-	-						
Construction	F	-	-	-	4,085,262	-	-	-	4,085,262				
	TC	-	-	-	1,021,316	-	-	-	1,021,316				
	S	-	-	-	268,767	-	-	-	268,767				
	T	-	-	-	5,375,345	-	-	-	5,375,345				
Total Estimated Project Cost						-	-	-	5,375,345	-	5,375,345		
14	AC-800497 F009999497 MP-18(14) ZP-20	New Connector (Cancer Comprehensive Center) between PR-18 and PR-21 (includes new bridge over PR-18 and a new ramp from PR-18 to PR-21)	San Juan	NEPA	F	-	-	-	-	-	-	-	
					TC	-	-	-	-	-	-		
					S	-	-	-	-	-	-		
					T	-	-	-	-	-	-		
				Pre-Engineering	F	-	-	-	-	-	-	-	-
					TC	-	-	-	-	-	-	-	
					S	-	-	-	-	-	-		
					T	-	-	-	-	-	-		
				Design	F	-	-	-	-	-	-	-	-
					TC	-	-	-	-	-	-	-	
					S	-	-	-	-	-	-		
					T	-	-	-	-	-	-		
				ROW	F	-	-	-	-	-	-	-	-
					TC	-	-	-	-	-	-	-	
					S	-	-	-	-	-	-		
T	-	-	-		-	-	-						
Construction	F	-	-	-	-	-	18,639,570	-	18,639,570				
	TC	-	-	-	-	-	4,659,892	-	4,659,892				
	S	-	-	-	-	-	1,226,287	-	1,226,287				
	T	-	-	-	-	-	24,525,750	-	24,525,750				
Total Estimated Project Cost						-	-	-	24,525,750	-	24,525,750	Project cost increase from \$17M to \$24,525,750. Change in FY from 2017 to 2020.	

*Fund Reconciliation for each project can be found on pages FHWA-3 thru FHWA-6
 **Retroactive TC will be use for projects currently under construction.

GOVERNMENT OF PUERTO RICO
 PUERTO RICO DEPARTMENT OF TRANSPORTATION AND PUBLIC WORKS
 PUERTO RICO HIGHWAY AND TRANSPORTATION AUTHORITY
 TRANSPORTATION IMPROVEMENT PROGRAM
 FISCAL YEARS 2017-2020**
 AMENDMENT # 3

Legend:
 F - Federal Funds
 TC - Toll Credits Funds
 S - State /Local Funds
 T - Total Funds

Núm.	AC-Code / Oracle # / Fed # / Program Code	Description	Town	Phase	Fed. Past Obligations / Locally Funded	TIP Fiscal Year				Future Investment	Total Est. Cost	Remarks		
						2017	2018	2019	2020					
15	AC-800523 L009999523 ZP-20	Noise Barriers at PR-22 Paco Davila km . 19.2 - km 19.5, El Patio km. 16.5 - km 17.1 , Monte Claro km.14.1 - km 14.6, Rio Hondo 1 km. 12.8 - km 13.6 (Eastbound), Rio Hondo 2 km. 13.0 - km 13.25 (Westbound), Rio Hondo 3 km. 12.5 - km 12.9	Bayamon Toa Baja	NEPA	F	-	-	-	-	-	-	-	Originally Programmed in the amount of \$700K. Obligated in FY 2017 with \$1,345,496.	
					TC	-	-	-	-	-	-			
					S	-	-	-	-	-	-			
					T	-	-	-	-	-	-			
				Pre-Engineering	F	-	-	-	-	-	-	-		-
					TC	-	-	-	-	-	-	-		-
					S	-	-	-	-	-	-	-		-
					T	-	-	-	-	-	-	-		-
				Design	F	-	-	-	-	-	-	-		-
					TC	-	-	-	-	-	-	-		-
					S	-	-	-	-	-	-	-		-
					T	-	-	-	-	-	-	-		-
				ROW	F	-	-	-	-	-	-	-		-
					TC	-	-	-	-	-	-	-		-
					S	-	-	-	-	-	-	-		-
T	-	-	-		-	-	-	-	-					
Construction	F	-	1,061,303	-	-	1,520,000	-	2,581,303						
	TC	-	261,193	-	-	380,000	-	641,193						
	S	-	23,000	-	-	100,000	-	123,000						
	T	-	1,345,496	-	-	2,000,000	-	3,345,496						
Total Estimated Project Cost						1,345,496	-	2,000,000	-	3,345,496				
16	AC-000533 ZP-20	Environmental Study Extension PR-5 From PR-199 to PR-167	Bayamon	NEPA	F	-	856,122	-	-	-	-	856,122	Originally Programmed in the amount of \$785k. Obligated in FY 2017 with \$1,076,369.	
					TC	-	210,696	-	-	-	-	210,696		
					S	-	9,551	-	-	-	-	9,551		
					T	-	1,076,369	-	-	-	-	1,076,369		
				Pre-Engineering	F	-	-	-	-	-	-	-		
					TC	-	-	-	-	-	-	-		
					S	-	-	-	-	-	-	-		
					T	-	-	-	-	-	-	-		
				Design	F	-	-	-	-	760,000	-	760,000		
					TC	-	-	-	-	190,000	-	190,000		
					S	-	-	-	-	50,000	-	50,000		
					T	-	-	-	-	1,000,000	-	1,000,000		
				ROW	F	-	-	-	-	-	34,400,000	34,400,000		
					TC	-	-	-	-	-	8,600,000	8,600,000		
					S	-	-	-	-	-	-	-		
T	-	-	-		-	-	43,000,000	43,000,000						
Construction	F	-	-	-	-	-	91,200,000	91,200,000						
	TC	-	-	-	-	-	22,800,000	22,800,000						
	S	-	-	-	-	-	6,000,000	6,000,000						
	T	-	-	-	-	-	120,000,000	120,000,000						
Total Estimated Project Cost						1,076,369	-	1,000,000	163,000,000	165,076,369				

*Fund Reconciliation for each project can be found on pages FHWA-3 thru FHWA-6
 **Retroactive TC will be use for projects currently under construction.

GOVERNMENT OF PUERTO RICO
 PUERTO RICO DEPARTMENT OF TRANSPORTATION AND PUBLIC WORKS
 PUERTO RICO HIGHWAY AND TRANSPORTATION AUTHORITY
 TRANSPORTATION IMPROVEMENT PROGRAM
 FISCAL YEARS 2017-2020**
 AMENDMENT # 3

Legend:
 F - Federal Funds
 TC - Toll Credits Funds
 S - State /Local Funds
 T - Total Funds

Núm.	AC-Code / Oracle # / Fed # / Program Code	Description	Town	Phase	Fed. Past Obligations / Locally Funded	TIP Fiscal Year				Future Investment	Total Est. Cost	Remarks				
						2017	2018	2019	2020							
17	AC-000259 L000000259 ZP-20	Construction of Noise Barrier, Los Almendros Development, PR-22 km. 12.2 to km 12.7	Bayamon	NEPA	F	-	-	-	-	-	-	-	In House			
					TC	-	-	-	-	-	-					
					S	-	-	-	-	-	-					
					T	-	-	-	-	-	-					
				Pre-Engineering	F	-	-	-	-	-	-	-	-	-	-	
					TC	-	-	-	-	-	-	-	-	-		
					S	-	-	-	-	-	-	-	-	-		
					T	-	-	-	-	-	-	-	-	-		
				Design	F	-	-	-	-	-	-	-	-	-	-	In House
					TC	-	-	-	-	-	-	-	-	-		
					S	-	-	-	-	-	-	-	-	-		
					T	-	-	-	-	-	-	-	-	-		
				ROW	F	-	-	-	-	-	-	-	-	-	-	
					TC	-	-	-	-	-	-	-	-	-		
					S	-	-	-	-	-	-	-	-	-		
					T	-	-	-	-	-	-	-	-	-		
Construction	F	-	613,711	-	-	-	-	-	-	613,711	Originally Programmed with \$650K. Obligated in FY 2017 with \$787,500					
	TC	-	151,039	-	-	-	-	-	-	151,039						
	S	-	23,000	-	-	-	-	-	-	23,000						
	T	-	787,750	-	-	-	-	-	-	787,750						
Total Estimated Project Cost						-	787,750	-	-	-	787,750					
18	AC-010166 ZP-20	Additional Funds for the Construction of a new Recreational Trail for Bicycles and Pedestrians from Rio Bayamon to PR-165	Toa Baja	NEPA	F	-	-	-	-	-	-	-	In House			
					TC	-	-	-	-	-	-					
					S	-	-	-	-	-	-					
					T	-	-	-	-	-	-					
				Pre-Engineering	F	-	-	-	-	-	-	-	-	-		
					TC	-	-	-	-	-	-	-	-	-		
					S	-	-	-	-	-	-	-	-	-		
					T	-	-	-	-	-	-	-	-	-		
				Design	F	-	-	-	-	-	-	-	-	-	In House	
					TC	-	-	-	-	-	-	-	-	-		
					S	-	-	-	-	-	-	-	-	-		
					T	-	-	-	-	-	-	-	-	-		
				ROW	F	-	-	-	-	-	-	-	-	-	-	
					TC	-	-	-	-	-	-	-	-	-		
					S	-	-	-	-	-	-	-	-	-		
					T	-	-	-	-	-	-	-	-	-		
Construction	F	1,017,742	-	-	800,000	-	-	-	-	1,817,742	Earmark Project added for additional funding.					
	TC	254,435	-	-	200,000	-	-	-	-	454,435						
	S	66,957	-	-	-	-	-	-	-	66,957						
	T	1,339,134	-	-	1,000,000	-	-	-	-	2,339,134						
Total Estimated Project Cost						1,339,134	-	-	1,000,000	-	2,339,134					

*Fund Reconciliation for each project can be found on pages FHWA-3 thru FHWA-6
 **Retroactive TC will be use for projects currently under construction.

GOVERNMENT OF PUERTO RICO
 PUERTO RICO DEPARTMENT OF TRANSPORTATION AND PUBLIC WORKS
 PUERTO RICO HIGHWAY AND TRANSPORTATION AUTHORITY
 TRANSPORTATION IMPROVEMENT PROGRAM
 FISCAL YEARS 2017-2020**
 AMENDMENT # 3

Legend:
 F - Federal Funds
 TC - Toll Credits Funds
 S - State /Local Funds
 T - Total Funds

Núm.	AC-Code / Oracle # / Fed # / Program Code	Description	Town	Phase	Fed. Past Obligations / Locally Funded	TIP Fiscal Year				Future Investment	Total Est. Cost	Remarks			
						2017	2018	2019	2020						
19	AC-010194 S000000194 LP-9999(189) ZP-10	Barranquitas South Bypass	Barranquitas	NEPA	F	172,429	-	-	-	-	-	172,429			
					TC	43,107	-	-	-	-	-	43,107			
					S	-	-	-	-	-	-	-			
					T	215,536	-	-	-	-	-	215,536			
				Pre-Engineering	F	-	-	-	-	-	-	-	-	-	
					TC	-	-	-	-	-	-	-	-	-	
					S	-	-	-	-	-	-	-	-	-	
					T	-	-	-	-	-	-	-	-	-	
				Design	F	-	-	-	228,000	-	-	-	-	228,000	
					TC	-	-	-	57,000	-	-	-	-	57,000	
					S	-	-	-	15,000	-	-	-	-	15,000	
					T	-	-	-	300,000	-	-	-	-	300,000	
				ROW	F	-	-	-	-	-	-	380,000	380,000		
					TC	-	-	-	-	-	-	95,000	95,000		
					S	-	-	-	-	-	-	25,000	25,000		
					T	-	-	-	-	-	-	500,000	500,000		
				Construction	F	-	-	-	-	-	-	7,600,000	7,600,000	Estimated Time of Completion 2027	
					TC	-	-	-	-	-	-	1,900,000	1,900,000		
					S	-	-	-	-	-	-	500,000	500,000		
					T	-	-	-	-	-	-	10,000,000	10,000,000		
Total Estimated Project Cost					215,536	-	-	300,000	-	10,500,000	11,015,536				
UA > 1,000,000 Population (San Juan)					5,031,549	45,490,122	28,039,828	47,008,406	27,900,750	265,250,000	418,720,655	-			

*Fund Reconciliation for each project can be found on pages FHWA-3 thru FHWA-6
 **Retroactive TC will be use for projects currently under construction.

GOVERNMENT OF PUERTO RICO
 PUERTO RICO DEPARTMENT OF TRANSPORTATION AND PUBLIC WORKS
 PUERTO RICO HIGHWAY AND TRANSPORTATION AUTHORITY
 TRANSPORTATION IMPROVEMENT PROGRAM
 FISCAL YEARS 2017-2020**
 AMENDMENT # 3

Legend:
 F - Federal Funds
 TC - Toll Credits Funds
 S - State /Local Funds
 T - Total Funds

Núm.	AC-Code / Oracle # / Fed # / Program Code	Description	Town	Phase	Fed. Past Obligations / Locally Funded	TIP Fiscal Year				Future Investment	Total Est. Cost	Remarks		
						2017	2018	2019	2020					
20	AC-000213 L00000213 MP-9999(215) ZP-20	Additional Funds for the Feasibility Study RFP - Improvements PR-2, Aguadilla - Mayaguez Corridor from its intersection with PR-107 Municipality of Aguadilla to its intersection with PR-114 Municipality of Mayaguez	Aguadilla - Mayaguez	NEPA	F	384,525	-	-	-	-	-	384,525		
					TC	104,153	-	-	-	-	-	104,153		
					S	-	-	-	-	-	-	-		
					T	488,678	-	-	-	-	-	488,678		
				Pre-Engineering	F	-	304,000	-	-	-	-	-	304,000	Originally Programmed in the amount of \$400K. Obligated in FY 2017 in the amount of \$380K
					TC	-	76,000	-	-	-	-	-	76,000	
					S	-	-	-	-	-	-	-	-	
					T	-	380,000	-	-	-	-	-	380,000	
				Design	F	-	-	-	-	-	-	-	-	
					TC	-	-	-	-	-	-	-	-	
					S	-	-	-	-	-	-	-	-	
					T	-	-	-	-	-	-	-	-	
				ROW	F	-	-	-	-	-	-	-	-	
					TC	-	-	-	-	-	-	-	-	
					S	-	-	-	-	-	-	-	-	
	T	-	-	-	-	-	-	-	-					
Construction	F	-	-	-	-	-	-	-	-					
	TC	-	-	-	-	-	-	-	-					
	S	-	-	-	-	-	-	-	-					
	T	-	-	-	-	-	-	-	-					
Total Estimated Project Cost					488,678	380,000	-	-	-	-	868,678			
21	AC-301133 R000003333 MP-3-(43) ZP-20	Additional Funds for the Feasibility Study RFP - Improvements PR-3 Rio Grande - Fajardo Corridor Including Access Management Plan from its intersection with PR-66 Municipality of Rio Grande to its intersection with PR-53 Municipality of Fajardo	Rio Grande - Fajardo	NEPA	F	386,400	-	-	-	-	-	386,400		
					TC	66,641	-	-	-	-	-	66,641		
					S	-	-	-	-	-	-	-		
					T	453,041	-	-	-	-	-	453,041		
				Pre-Engineering	F	-	605,969	-	-	-	-	-	605,969	Originally Programmed in the amount of \$800K. Obligated in FY 2017 the amount of \$767,169
					TC	-	151,492	-	-	-	-	-	151,492	
					S	-	6,708	-	-	-	-	-	6,708	
					T	-	764,169	-	-	-	-	-	764,169	
				Design	F	-	-	-	-	-	-	-	-	
					TC	-	-	-	-	-	-	-	-	
					S	-	-	-	-	-	-	-	-	
					T	-	-	-	-	-	-	-	-	
				ROW	F	-	-	-	-	-	-	-	-	
					TC	-	-	-	-	-	-	-	-	
					S	-	-	-	-	-	-	-	-	
	T	-	-	-	-	-	-	-	-					
Construction	F	-	-	-	-	-	-	-	-					
	TC	-	-	-	-	-	-	-	-					
	S	-	-	-	-	-	-	-	-					
	T	-	-	-	-	-	-	-	-					
Total Estimated Project Cost					453,041	764,169	-	-	-	-	1,217,210			

*Fund Reconciliation for each project can be found on pages FHWA-3 thru FHWA-6
 **Retroactive TC will be use for projects currently under construction.

GOVERNMENT OF PUERTO RICO
 PUERTO RICO DEPARTMENT OF TRANSPORTATION AND PUBLIC WORKS
 PUERTO RICO HIGHWAY AND TRANSPORTATION AUTHORITY
 TRANSPORTATION IMPROVEMENT PROGRAM
 FISCAL YEARS 2017-2020**
 AMENDMENT # 3

Legend:
 F - Federal Funds
 TC - Toll Credits Funds
 S - State /Local Funds
 T - Total Funds

Núm.	AC-Code / Oracle # / Fed # / Program Code	Description	Town	Phase	Fed. Past Obligations / Locally Funded	TIP Fiscal Year				Future Investment	Total Est. Cost	Remarks		
						2017	2018	2019	2020					
22	AC-800477 L009999477 ZP-52(49) / 52(50) ZP-10, ZP-20 ZP-30	Pavement Rehabilitation and Reconstruction of Roads (2017) PR-52 from km 66 to km 71.6 - \$16,075,633 PR-52 from km 71.6 to km 77 - \$16,097,349	Islandwide	NEPA	F	-	-	-	-	-	-	-		
					TC	-	-	-	-	-	-			
					S	-	-	-	-	-	-			
					T	-	-	-	-	-	-			
				Pre-Engineering	F	-	-	-	-	-	-	-	-	-
					TC	-	-	-	-	-	-	-	-	-
					S	-	-	-	-	-	-	-	-	-
					T	-	-	-	-	-	-	-	-	-
				Design	F	-	-	-	-	-	-	-	-	-
					TC	-	-	-	-	-	-	-	-	-
					S	-	-	-	-	-	-	-	-	-
					T	-	-	-	-	-	-	-	-	-
				ROW	F	-	-	-	-	-	-	-	-	-
					TC	-	-	-	-	-	-	-	-	-
S	-	-	-		-	-	-	-	-	-				
T	-	-	-		-	-	-	-	-	-				
Construction	F	-	29,622,232	-	-	-	-	-	-	29,622,232	-			
	TC	-	2,550,750	-	-	-	-	-	-	2,550,750	-			
	S	-	-	-	-	-	-	-	-	-	-			
	T	-	32,172,982	-	-	-	-	-	-	32,172,982	-			
Total Estimated Project Cost						-	-	-	-	-	-	32,172,982	-	
23	AC-800485 R009999485 ZP-10, ZP-20 ZP-30	Pavement Rehabilitation and Reconstruction of Roads (2018)	Islandwide	NEPA	F	-	-	-	-	-	-	-		
					TC	-	-	-	-	-	-			
					S	-	-	-	-	-	-			
					T	-	-	-	-	-	-			
				Pre-Engineering	F	-	-	-	-	-	-	-	-	-
					TC	-	-	-	-	-	-	-	-	-
					S	-	-	-	-	-	-	-	-	-
					T	-	-	-	-	-	-	-	-	-
				Design	F	-	-	-	-	-	-	-	-	-
					TC	-	-	-	-	-	-	-	-	-
					S	-	-	-	-	-	-	-	-	-
					T	-	-	-	-	-	-	-	-	-
				ROW	F	-	-	-	-	-	-	-	-	-
					TC	-	-	-	-	-	-	-	-	-
S	-	-	-		-	-	-	-	-	-				
T	-	-	-		-	-	-	-	-	-				
Construction	F	-	-	38,160,426	-	-	-	-	-	38,160,426	-			
	TC	-	-	9,540,107	-	-	-	-	-	9,540,107	-			
	S	-	-	2,510,554	-	-	-	-	-	2,510,554	-			
	T	-	-	50,211,087	-	-	-	-	-	50,211,087	-			
Total Estimated Project Cost						-	-	-	-	-	-	50,211,087	-	

*Fund Reconciliation for each project can be found on pages FHWA-3 thru FHWA-6
 **Retroactive TC will be used for projects currently under construction.

GOVERNMENT OF PUERTO RICO
 PUERTO RICO DEPARTMENT OF TRANSPORTATION AND PUBLIC WORKS
 PUERTO RICO HIGHWAY AND TRANSPORTATION AUTHORITY
 TRANSPORTATION IMPROVEMENT PROGRAM
 FISCAL YEARS 2017-2020**
 AMENDMENT # 3

Legend:
 F - Federal Funds
 TC - Toll Credits Funds
 S - State /Local Funds
 T - Total Funds

Núm.	AC-Code / Oracle # / Fed # / Program Code	Description	Town	Phase	Fed. Past Obligations / Locally Funded	TIP Fiscal Year				Future Investment	Total Est. Cost	Remarks	
						2017	2018	2019	2020				
24	AC-800477 L009999477 ZP-52(49) / 52(50) ZP-10, ZP-20 ZP-30	Pavement Rehabilitation and Reconstruction of Roads (2017)	Islandwide	NEPA	F	-	-	-	-	-	-		
					TC	-	-	-	-	-	-		
					S	-	-	-	-	-	-		
					T	-	-	-	-	-	-		
			Pre-Engineering	F	-	-	-	-	-	-	-	-	
			TC	-	-	-	-	-	-	-			
			S	-	-	-	-	-	-	-			
			T	-	-	-	-	-	-	-			
			Design	F	-	-	-	-	-	-	-	Originally Programmed in the amount of \$24,209,144. Obligated in FY 2017 with \$32,369,532	
			TC	-	-	-	-	-	-	-			
			S	-	-	-	-	-	-	-			
			T	-	-	-	-	-	-	-			
	ROW	F	-	-	-	-	-	-	-				
	TC	-	-	-	-	-	-	-					
	S	-	-	-	-	-	-	-					
	T	-	-	-	-	-	-	-					
	Construction	F	-	29,622,232	-	-	-	-	-	29,622,232	Please see Appendix C for pavement project details		
	TC	-	-	2,550,750	-	-	-	-	-	2,550,750			
	S	-	-	-	-	-	-	-	-	-			
	T	-	-	32,172,982	-	-	-	-	-	32,172,982			
Total Estimated Project Cost						-	32,172,982	-	-	-	32,172,982		
25	AC-800485 R009999485 ZP-10, ZP-20 ZP-30	Pavement Rehabilitation and Reconstruction of Roads (2018)	Islandwide	NEPA	F	-	-	-	-	-	-		
					TC	-	-	-	-	-	-		
					S	-	-	-	-	-	-		
					T	-	-	-	-	-	-		
			Pre-Engineering	F	-	-	-	-	-	-	-		
			TC	-	-	-	-	-	-	-			
			S	-	-	-	-	-	-	-			
			T	-	-	-	-	-	-	-			
			Design	F	-	-	-	-	-	-	-		
			TC	-	-	-	-	-	-	-			
			S	-	-	-	-	-	-	-			
			T	-	-	-	-	-	-	-			
	ROW	F	-	-	-	-	-	-	-	Please see Appendix C for pavement project details			
	TC	-	-	-	-	-	-	-					
	S	-	-	-	-	-	-	-					
	T	-	-	-	-	-	-	-					
	Construction	F	-	-	38,160,426	-	-	-	-	38,160,426	Change in Budget from \$15,944,065 to \$50,211,087. Advance Construction Funds will be utilized for this project.		
	TC	-	-	9,540,107	-	-	-	-	-	9,540,107			
	S	-	-	2,510,554	-	-	-	-	-	2,510,554			
	T	-	-	50,211,087	-	-	-	-	-	50,211,087			
Total Estimated Project Cost						-	50,211,087	-	-	-	50,211,087		

*Fund Reconciliation for each project can be found on pages FHWA-3 thru FHWA-6
 **Retroactive TC will be use for projects currently under construction.

GOVERNMENT OF PUERTO RICO
 PUERTO RICO DEPARTMENT OF TRANSPORTATION AND PUBLIC WORKS
 PUERTO RICO HIGHWAY AND TRANSPORTATION AUTHORITY
 TRANSPORTATION IMPROVEMENT PROGRAM
 FISCAL YEARS 2017-2020**
 AMENDMENT # 3

Legend:
 F - Federal Funds
 TC - Toll Credits Funds
 S - State /Local Funds
 T - Total Funds

Núm.	AC-Code / Oracle # / Fed # / Program Code	Description	Town	Phase	Fed. Past Obligations / Locally Funded	TIP Fiscal Year				Future Investment	Total Est. Cost	Remarks
						2017	2018	2019	2020			
26	AC-800511 R009999511 ZP-10, ZP-20 , ZP-30	Pavement Rehabilitation and Reconstruction of Roads (2019)	Islandwide	NEPA	F	-	-	-	-	-	-	-
					TC	-	-	-	-	-	-	
					S	-	-	-	-	-	-	
					T	-	-	-	-	-	-	
				Pre-Engineering	F	-	-	-	-	-	-	
					TC	-	-	-	-	-	-	
					S	-	-	-	-	-	-	
					T	-	-	-	-	-	-	
				Design	F	-	-	-	-	-	-	
					TC	-	-	-	-	-	-	
					S	-	-	-	-	-	-	
					T	-	-	-	-	-	-	
				ROW	F	-	-	-	-	-	-	
					TC	-	-	-	-	-	-	
					S	-	-	-	-	-	-	
					T	-	-	-	-	-	-	
Construction	F	-	-	-	11,263,252	-	-					
	TC	-	-	-	2,815,813	-	-					
	S	-	-	-	741,003	-	-					
	T	-	-	-	14,820,069	-	-					
Total Estimated Project Cost						-	-	-	14,820,069	-	14,820,069	
27	AC-800518 R009999518 ZP-10, ZP-20 , ZP-30	Pavement Rehabilitation and Reconstruction of Roads (2020)	Islandwide	NEPA	F	-	-	-	-	-	-	-
					TC	-	-	-	-	-	-	
					S	-	-	-	-	-	-	
					T	-	-	-	-	-	-	
				Pre-Engineering	F	-	-	-	-	-	-	
					TC	-	-	-	-	-	-	
					S	-	-	-	-	-	-	
					T	-	-	-	-	-	-	
				Design	F	-	-	-	-	-	-	
					TC	-	-	-	-	-	-	
					S	-	-	-	-	-	-	
					T	-	-	-	-	-	-	
				ROW	F	-	-	-	-	-	-	
					TC	-	-	-	-	-	-	
					S	-	-	-	-	-	-	
					T	-	-	-	-	-	-	
Construction	F	-	-	-	-	30,481,591	-					
	TC	-	-	-	-	7,620,398	-					
	S	-	-	-	-	2,005,368	-					
	T	-	-	-	-	40,107,356	-					
Total Estimated Project Cost						-	-	-	40,107,356	-	40,107,356	

*Fund Reconciliation for each project can be found on pages FHWA-3 thru FHWA-6
 **Retroactive TC will be use for projects currently under construction.

GOVERNMENT OF PUERTO RICO
 PUERTO RICO DEPARTMENT OF TRANSPORTATION AND PUBLIC WORKS
 PUERTO RICO HIGHWAY AND TRANSPORTATION AUTHORITY
 TRANSPORTATION IMPROVEMENT PROGRAM
 FISCAL YEARS 2017-2020**
 AMENDMENT # 3

Legend:
 F - Federal Funds
 TC - Toll Credits Funds
 S - State /Local Funds
 T - Total Funds

Núm.	AC-Code / Oracle # / Fed # / Program Code	Description	Town	Phase	Fed. Past Obligations / Locally Funded	TIP Fiscal Year				Future Investment	Total Est. Cost	Remarks
						2017	2018	2019	2020			
28	AC-900123 L009000123 ZP-10	SPR-54 - State Planning and Research Program (2017)	Islandwide	NEPA	F	-	-	-	-	-	-	Project Obligated in FY 2017
					TC	-	-	-	-	-		
					S	-	-	-	-	-		
					T	-	-	-	-	-		
				Planning	F	17,224,756	4,815,000	-	-	-	22,039,756	A Carry Forward Amount of \$21,530,944.55 from SPR-53 has been allocated.
					TC	4,306,189	1,185,000	-	-	-	5,491,189	
					S	-	-	-	-	-	-	
					T	21,530,945	6,000,000	-	-	-	27,530,945	
				Design	F	-	-	-	-	-	-	
					TC	-	-	-	-	-	-	
					S	-	-	-	-	-	-	
					T	-	-	-	-	-	-	
				ROW	F	-	-	-	-	-	-	
					TC	-	-	-	-	-	-	
S	-	-	-		-	-	-					
T	-	-	-		-	-	-					
Construction	F	-	-	-	-	-	-					
	TC	-	-	-	-	-	-					
	S	-	-	-	-	-	-					
	T	-	-	-	-	-	-					
Total Estimated Project Cost					21,530,945	6,000,000	-	-	-	27,530,945		
29	AC-900128 L0090000128 ZP-10	SPR-55 - State Planning and Research Program (2018)	Islandwide	NEPA	F	-	-	-	-	-	-	
					TC	-	-	-	-	-		
					S	-	-	-	-	-		
					T	-	-	-	-	-		
				Planning	F	15,960,000	-	4,800,000	-	-	20,760,000	A Carry Forward Amount of \$21,000,000 from SPR-54 will be utilized.
					TC	3,990,000	-	1,200,000	-	-	5,190,000	
					S	1,050,000	-	-	-	-	1,050,000	
					T	21,000,000	-	6,000,000	-	-	27,000,000	
				Design	F	-	-	-	-	-	-	
					TC	-	-	-	-	-	-	
					S	-	-	-	-	-	-	
					T	-	-	-	-	-	-	
				ROW	F	-	-	-	-	-	-	
					TC	-	-	-	-	-	-	
S	-	-	-		-	-	-					
T	-	-	-		-	-	-					
Construction	F	-	-	-	-	-	-					
	TC	-	-	-	-	-	-					
	S	-	-	-	-	-	-					
	T	-	-	-	-	-	-					
Total Estimated Project Cost					21,000,000	-	6,000,000	-	-	27,000,000		

*Fund Reconciliation for each project can be found on pages FHWA-3 thru FHWA-6
 **Retroactive TC will be use for projects currently under construction.

GOVERNMENT OF PUERTO RICO
 PUERTO RICO DEPARTMENT OF TRANSPORTATION AND PUBLIC WORKS
 PUERTO RICO HIGHWAY AND TRANSPORTATION AUTHORITY
 TRANSPORTATION IMPROVEMENT PROGRAM
 FISCAL YEARS 2017-2020**
 AMENDMENT # 3

Legend:
 F - Federal Funds
 TC - Toll Credits Funds
 S - State /Local Funds
 T - Total Funds

Núm.	AC-Code / Oracle # / Fed # / Program Code	Description	Town	Phase	Fed. Past Obligations / Locally Funded	TIP Fiscal Year				Future Investment	Total Est. Cost	Remarks
						2017	2018	2019	2020			
30	AC-900132 L0090000132 ZP-10	SPR-56 - State Planning and Research Program (2019)	Islandwide	NEPA	F	-	-	-	-	-	-	-
					TC	-	-	-	-	-	-	
					S	-	-	-	-	-	-	
					T	-	-	-	-	-	-	
				Planning	F	-	-	4,800,000	-	-	-	4,800,000
					TC	-	-	1,200,000	-	-	-	1,200,000
					S	-	-	-	-	-	-	-
					T	-	-	6,000,000	-	-	-	6,000,000
				Design	F	-	-	-	-	-	-	-
					TC	-	-	-	-	-	-	-
					S	-	-	-	-	-	-	-
					T	-	-	-	-	-	-	-
				ROW	F	-	-	-	-	-	-	-
					TC	-	-	-	-	-	-	-
					S	-	-	-	-	-	-	-
T	-	-	-		-	-	-	-				
Construction	F	-	-	-	-	-	-	-				
	TC	-	-	-	-	-	-	-				
	S	-	-	-	-	-	-	-				
	T	-	-	-	-	-	-	-				
Total Estimated Project Cost						-	-	6,000,000	-	6,000,000		
31	AC-900134 L0090000134 ZP-10	SPR-57 - State Planning and Research Program (2020)	Islandwide	NEPA	F	-	-	-	-	-	-	-
					TC	-	-	-	-	-	-	
					S	-	-	-	-	-	-	
					T	-	-	-	-	-	-	
				Planning	F	-	-	-	4,800,000	-	-	4,800,000
					TC	-	-	-	1,200,000	-	-	1,200,000
					S	-	-	-	-	-	-	-
					T	-	-	-	6,000,000	-	-	6,000,000
				Design	F	-	-	-	-	-	-	-
					TC	-	-	-	-	-	-	-
					S	-	-	-	-	-	-	-
					T	-	-	-	-	-	-	-
				ROW	F	-	-	-	-	-	-	-
					TC	-	-	-	-	-	-	-
					S	-	-	-	-	-	-	-
T	-	-	-		-	-	-	-				
Construction	F	-	-	-	-	-	-	-				
	TC	-	-	-	-	-	-	-				
	S	-	-	-	-	-	-	-				
	T	-	-	-	-	-	-	-				
Total Estimated Project Cost						-	-	6,000,000	-	6,000,000		

*Fund Reconciliation for each project can be found on pages FHWA-3 thru FHWA-6
 **Retroactive TC will be used for projects currently under construction.

GOVERNMENT OF PUERTO RICO
 PUERTO RICO DEPARTMENT OF TRANSPORTATION AND PUBLIC WORKS
 PUERTO RICO HIGHWAY AND TRANSPORTATION AUTHORITY
 TRANSPORTATION IMPROVEMENT PROGRAM
 FISCAL YEARS 2017-2020**
 AMENDMENT # 3

Legend:
 F - Federal Funds
 TC - Toll Credits Funds
 S - State /Local Funds
 T - Total Funds

Núm.	AC-Code / Oracle # / Fed # / Program Code	Description	Town	Phase	Fed. Past Obligations / Locally Funded	TIP Fiscal Year				Future Investment	Total Est. Cost	Remarks	
						2017	2018	2019	2020				
32	AC-800474 B009999474 ZP5(10) / 114(3) ZP-10, ZP-20	Rehabilitation and Replacement of Bridges (2017)	Islandwide	NEPA	F	-	-	-	-	-	-	-	
					TC	-	-	-	-	-	-	-	
					S	-	-	-	-	-	-	-	
					T	-	-	-	-	-	-	-	
			Pre-Engineering	F	-	-	-	-	-	-	-	-	
				TC	-	-	-	-	-	-	-	-	
				S	-	-	-	-	-	-	-	-	
				T	-	-	-	-	-	-	-	-	
			Design	F	-	-	-	-	-	-	-	-	Please See Appendix A for Project List
				TC	-	-	-	-	-	-	-		
				S	-	-	-	-	-	-	-		
				T	-	-	-	-	-	-	-		
	Bridge #2161 at PR-114 over waterway, km 2.2, Mayaguez - \$116,875	ROW	F	-	93,792	-	-	-	-	93,792	Originally Programmed in the amount of \$13,189,000. Obligated in the amount of \$13,341,876		
		TC	-	23,083	-	-	-	-	-	23,083			
		S	-	-	-	-	-	-	-	-			
		T	-	116,875	-	-	-	-	-	116,875			
	Construction	F	-	10,973,854	-	-	-	-	-	10,973,854			
		TC	-	2,249,422	-	-	-	-	-	2,249,422			
		S	-	1,725	-	-	-	-	-	1,725			
		T	-	13,225,001	-	-	-	-	-	13,225,001			
Total Estimated Project Cost						-	13,341,876	-	-	-	13,341,876		
33	AC-800486 B009999486 ZP-10, ZP-20,	Rehabilitation and Replacement of Bridges (2018)	Islandwide	NEPA	F	-	-	-	-	-	-	-	
					TC	-	-	-	-	-	-	-	-
					S	-	-	-	-	-	-	-	-
					T	-	-	-	-	-	-	-	-
			Pre-Engineering	F	-	-	-	-	-	-	-	-	-
				TC	-	-	-	-	-	-	-	-	-
				S	-	-	-	-	-	-	-	-	-
				T	-	-	-	-	-	-	-	-	-
			Design	F	-	-	794,200	-	-	-	-	794,200	Please See Appendix A for Project List
				TC	-	198,550	-	-	-	-	-	198,550	
				S	-	52,250	-	-	-	-	-	52,250	
				T	-	1,045,000	-	-	-	-	-	1,045,000	
	ROW	F	-	-	-	-	-	-	-	-	-		
		TC	-	-	-	-	-	-	-	-	-		
		S	-	-	-	-	-	-	-	-	-		
		T	-	-	-	-	-	-	-	-	-		
	Construction	F	-	-	6,285,960	-	-	-	-	6,285,960	See Appendix A for Project List		
		TC	-	1,571,490	-	-	-	-	-	1,571,490			
		S	-	413,550	-	-	-	-	-	413,550			
		T	-	8,271,000	-	-	-	-	-	8,271,000			
Total Estimated Project Cost						-	9,316,000	-	-	-	9,316,000		

*Fund Reconciliation for each project can be found on pages FHWA-3 thru FHWA-6
 **Retroactive TC will be use for projects currently under construction.

GOVERNMENT OF PUERTO RICO
 PUERTO RICO DEPARTMENT OF TRANSPORTATION AND PUBLIC WORKS
 PUERTO RICO HIGHWAY AND TRANSPORTATION AUTHORITY
 TRANSPORTATION IMPROVEMENT PROGRAM
 FISCAL YEARS 2017-2020**
 AMENDMENT # 3

Legend:
 F - Federal Funds
 TC - Toll Credits Funds
 S - State /Local Funds
 T - Total Funds

Núm.	AC-Code / Oracle # / Fed # / Program Code	Description	Town	Phase	Fed. Past Obligations / Locally Funded	TIP Fiscal Year				Future Investment	Total Est. Cost	Remarks	
						2017	2018	2019	2020				
34	AC-800512 B009999512 ZP-10, ZP-20	Rehabilitation and Replacement of Bridges (2019)	Islandwide	NEPA	F	-	-	-	-	-	-	-	
					TC	-	-	-	-	-	-		
					S	-	-	-	-	-	-		
					T	-	-	-	-	-	-		
				Pre-Engineering	F	-	-	-	-	-	-	-	-
					TC	-	-	-	-	-	-	-	
					S	-	-	-	-	-	-		
					T	-	-	-	-	-	-		
				Design	F	-	-	-	-	-	-	-	
					TC	-	-	-	-	-	-		
					S	-	-	-	-	-	-		
					T	-	-	-	-	-	-		
				ROW	F	-	-	-	-	-	-	-	
					TC	-	-	-	-	-	-		
S	-	-	-		-	-	-						
T	-	-	-		-	-	-						
Construction	F	-	-	-	10,113,320	-	-	10,113,320					
	TC	-	-	-	2,528,330	-	-	2,528,330					
	S	-	-	-	665,350	-	-	665,350					
	T	-	-	-	13,307,000	-	-	13,307,000					
Total Estimated Project Cost						-	-	-	-	-	-	13,307,000	
35	AC-800516 B009999516 ZP-10, ZP-20	Rehabilitation and Replacement of Bridges (2020)	Islandwide	NEPA	F	-	-	-	-	-	-	-	
					TC	-	-	-	-	-	-		
					S	-	-	-	-	-	-		
					T	-	-	-	-	-	-		
				Pre-Engineering	F	-	-	-	-	-	-	-	
					TC	-	-	-	-	-	-		
					S	-	-	-	-	-	-		
					T	-	-	-	-	-	-		
				Design	F	-	-	-	-	-	-	-	
					TC	-	-	-	-	-	-		
					S	-	-	-	-	-	-		
					T	-	-	-	-	-	-		
				ROW	F	-	-	-	-	-	-	-	
					TC	-	-	-	-	-	-		
S	-	-	-		-	-	-						
T	-	-	-		-	-	-						
Construction	F	-	-	-	-	9,492,400	-	9,492,400					
	TC	-	-	-	-	2,373,100	-	2,373,100					
	S	-	-	-	-	624,500	-	624,500					
	T	-	-	-	-	12,490,000	-	12,490,000					
Total Estimated Project Cost						-	-	-	-	-	-	12,490,000	

*Fund Reconciliation for each project can be found on pages FHWA-3 thru FHWA-6
 **Retroactive TC will be use for projects currently under construction.

GOVERNMENT OF PUERTO RICO
 PUERTO RICO DEPARTMENT OF TRANSPORTATION AND PUBLIC WORKS
 PUERTO RICO HIGHWAY AND TRANSPORTATION AUTHORITY
 TRANSPORTATION IMPROVEMENT PROGRAM
 FISCAL YEARS 2017-2020**
 AMENDMENT # 3

Legend:
 F - Federal Funds
 TC - Toll Credits Funds
 S - State /Local Funds
 T - Total Funds

Núm.	AC-Code / Oracle # / Fed # / Program Code	Description	Town	Phase	Fed. Past Obligations / Locally Funded	TIP Fiscal Year				Future Investment	Total Est. Cost	Remarks			
						2017	2018	2019	2020						
36	AC-800475 B009999475 ZP-2(74) ZP-20	Systematic Bridges Preservation Program (2017) Bridge #2032, at PR-2 over PR-128, km 197.8, Yauco	Islandwide	NEPA	F	-	-	-	-	-	-	-			
					TC	-	-	-	-	-	-				
					S	-	-	-	-	-	-				
					T	-	-	-	-	-	-				
				Pre-Engineering	F	-	-	-	-	-	-	-	-	-	-
					TC	-	-	-	-	-	-	-	-	-	-
					S	-	-	-	-	-	-	-	-	-	-
					T	-	-	-	-	-	-	-	-	-	-
				Design	F	-	-	-	-	-	-	-	-	-	-
					TC	-	-	-	-	-	-	-	-	-	-
					S	-	-	-	-	-	-	-	-	-	-
					T	-	-	-	-	-	-	-	-	-	-
				ROW	F	-	-	-	-	-	-	-	-	-	-
					TC	-	-	-	-	-	-	-	-	-	-
S	-	-	-		-	-	-	-	-	-	-				
T	-	-	-		-	-	-	-	-	-	See Appendix A for Project List				
Construction	F	-	1,212,881	-	-	-	-	-	-	1,212,881	Originally Programmed in the amount of \$1M. Obligated in FY 2017 with \$1,301,258				
	TC	-	69,977	-	-	-	-	-	-	69,977					
	S	-	18,400	-	-	-	-	-	-	18,400					
	T	-	1,301,258	-	-	-	-	-	-	1,301,258					
Total Estimated Project Cost						1,301,258	-	-	-	-	1,301,258				
37	AC-800487 B009999487 ZP-20	Systematic Bridges Preservation Program (2018)	Islandwide	NEPA	F	-	-	-	-	-	-	-			
					TC	-	-	-	-	-	-	-			
					S	-	-	-	-	-	-	-			
					T	-	-	-	-	-	-	-			
				Pre-Engineering	F	-	-	-	-	-	-	-	-	-	-
					TC	-	-	-	-	-	-	-	-	-	-
					S	-	-	-	-	-	-	-	-	-	-
					T	-	-	-	-	-	-	-	-	-	-
				Design	F	-	-	-	-	-	-	-	-	-	-
					TC	-	-	-	-	-	-	-	-	-	-
					S	-	-	-	-	-	-	-	-	-	-
					T	-	-	-	-	-	-	-	-	-	-
				ROW	F	-	-	-	-	-	-	-	-	-	-
					TC	-	-	-	-	-	-	-	-	-	-
S	-	-	-		-	-	-	-	-	-	-				
T	-	-	-		-	-	-	-	-	-	Please See Appendix A for Project List				
Construction	F	-	-	2,351,440	-	-	-	-	-	2,351,440	Change in Budget from \$2,094,000 to \$3,094,000				
	TC	-	-	587,860	-	-	-	-	-	587,860					
	S	-	-	154,700	-	-	-	-	-	154,700					
	T	-	-	3,094,000	-	-	-	-	-	3,094,000					
Total Estimated Project Cost						-	3,094,000	-	-	-	3,094,000				

*Fund Reconciliation for each project can be found on pages FHWA-3 thru FHWA-6
 **Retroactive TC will be used for projects currently under construction.

GOVERNMENT OF PUERTO RICO
 PUERTO RICO DEPARTMENT OF TRANSPORTATION AND PUBLIC WORKS
 PUERTO RICO HIGHWAY AND TRANSPORTATION AUTHORITY
 TRANSPORTATION IMPROVEMENT PROGRAM
 FISCAL YEARS 2017-2020**
 AMENDMENT # 3

Legend:
 F - Federal Funds
 TC - Toll Credits Funds
 S - State /Local Funds
 T - Total Funds

Núm.	AC-Code / Oracle # / Fed # / Program Code	Description	Town	Phase	Fed. Past Obligations / Locally Funded	TIP Fiscal Year				Future Investment	Total Est. Cost	Remarks		
						2017	2018	2019	2020					
38	AC-900124 B009000124 ZP-824(3) / 824(2) ZP-143(34) / 902(2) ZP-10, ZP-20,	Bridge Critical Findings (2017)	Islandwide	NEPA	F	-	-	-	-	-	-	-		
		TC			-	-	-	-	-	-	-			
		S			-	-	-	-	-	-	-			
		T			-	-	-	-	-	-				
		Pre-Engineering		F	-	-	-	-	-	-	-	-	-	-
				TC	-	-	-	-	-	-	-	-	-	-
				S	-	-	-	-	-	-	-	-	-	-
				T	-	-	-	-	-	-	-	-	-	-
		Design		F	-	-	-	-	-	-	-	-	-	-
				TC	-	-	-	-	-	-	-	-	-	-
				S	-	-	-	-	-	-	-	-	-	-
				T	-	-	-	-	-	-	-	-	-	-
		ROW		F	-	-	44,630	-	-	-	-	-	-	44,630
				TC	-	-	10,984	-	-	-	-	-	-	10,984
S	-		-	-	-	-	-	-	-	-	-			
T	-		-	55,614	-	-	-	-	-	-	55,614			
Construction	F	-	-	424,591	-	-	-	-	-	-	424,591			
	TC	-	-	99,229	-	-	-	-	-	-	99,229			
	S	-	-	-	-	-	-	-	-	-	-			
	T	-	-	523,820	-	-	-	-	-	-	523,820			
Total Estimated Project Cost						579,434	-	-	-	-	579,434			
39	AC-900129 B009000129 ZP-10, ZP-20,	Bridge Critical Findings (2018)	Islandwide	NEPA	F	-	-	-	-	-	-	-		
		TC			-	-	-	-	-	-	-	-		
		S			-	-	-	-	-	-	-	-		
		T			-	-	-	-	-	-	-	-		
		Pre-Engineering		F	-	-	-	-	-	-	-	-	-	-
				TC	-	-	-	-	-	-	-	-	-	-
				S	-	-	-	-	-	-	-	-	-	-
				T	-	-	-	-	-	-	-	-	-	-
		Design		F	-	-	56,240	-	-	-	-	-	-	56,240
				TC	-	-	14,060	-	-	-	-	-	-	14,060
				S	-	-	3,700	-	-	-	-	-	-	3,700
				T	-	-	74,000	-	-	-	-	-	-	74,000
		ROW		F	-	-	-	-	-	-	-	-	-	-
				TC	-	-	-	-	-	-	-	-	-	-
S	-		-	-	-	-	-	-	-	-	-			
T	-		-	-	-	-	-	-	-	-	-			
Construction	F	-	-	4,707,440	-	-	-	-	-	-	4,707,440			
	TC	-	-	1,176,860	-	-	-	-	-	-	1,176,860			
	S	-	-	309,700	-	-	-	-	-	-	309,700			
	T	-	-	6,194,000	-	-	-	-	-	-	6,194,000			
Total Estimated Project Cost						6,268,000	-	-	-	-	6,268,000			

*Fund Reconciliation for each project can be found on pages FHWA-3 thru FHWA-6
 **Retroactive TC will be use for projects currently under construction.

GOVERNMENT OF PUERTO RICO
 PUERTO RICO DEPARTMENT OF TRANSPORTATION AND PUBLIC WORKS
 PUERTO RICO HIGHWAY AND TRANSPORTATION AUTHORITY
 TRANSPORTATION IMPROVEMENT PROGRAM
 FISCAL YEARS 2017-2020**
 AMENDMENT # 3

Legend:
 F - Federal Funds
 TC - Toll Credits Funds
 S - State /Local Funds
 T - Total Funds

Núm.	AC-Code / Oracle # / Fed # / Program Code	Description	Town	Phase	Fed. Past Obligations / Locally Funded	TIP Fiscal Year				Future Investment	Total Est. Cost	Remarks	
						2017	2018	2019	2020				
40	AC-900133 B009000133 ZP-20	Bridge Critical Findings (2019)	Islandwide	NEPA	F	-	-	-	-	-	-	-	
					TC	-	-	-	-	-	-		
					S	-	-	-	-	-	-		
					T	-	-	-	-	-	-		
				Pre-Engineering	F	-	-	-	-	-	-	-	-
					TC	-	-	-	-	-	-	-	
					S	-	-	-	-	-	-		
					T	-	-	-	-	-	-		
				Design	F	-	-	-	-	-	-	-	-
					TC	-	-	-	-	-	-	-	
					S	-	-	-	-	-	-		
					T	-	-	-	-	-	-		
				ROW	F	-	-	-	-	-	-	-	-
					TC	-	-	-	-	-	-	-	
					S	-	-	-	-	-	-		
T	-	-	-		-	-	-						
Construction	F	-	-	-	2,128,000	-	-	-	2,128,000	Please See Appendix A for Project List			
	TC	-	-	-	532,000	-	-	-	532,000				
	S	-	-	-	140,000	-	-	-	140,000				
	T	-	-	-	2,800,000	-	-	-	2,800,000				
Total Estimated Project Cost						-	-	-	2,800,000	-	2,800,000		
41	AC-900135 B009000135 ZP-10, ZP-20	Bridge Critical Findings (2020)	Islandwide	NEPA	F	-	-	-	-	-	-	-	
					TC	-	-	-	-	-	-		
					S	-	-	-	-	-	-		
					T	-	-	-	-	-	-		
				Pre-Engineering	F	-	-	-	-	-	-	-	-
					TC	-	-	-	-	-	-	-	
					S	-	-	-	-	-	-		
					T	-	-	-	-	-	-		
				Design	F	-	-	-	-	-	-	-	-
					TC	-	-	-	-	-	-	-	
					S	-	-	-	-	-	-		
					T	-	-	-	-	-	-		
				ROW	F	-	-	-	-	-	-	-	-
					TC	-	-	-	-	-	-	-	
					S	-	-	-	-	-	-		
T	-	-	-		-	-	-						
Construction	F	-	-	-	-	2,731,440	-	-	2,731,440	Please See Appendix A for Project List			
	TC	-	-	-	-	682,860	-	-	682,860				
	S	-	-	-	-	179,700	-	-	179,700				
	T	-	-	-	-	3,594,000	-	-	3,594,000				
Total Estimated Project Cost						-	-	-	3,594,000	-	3,594,000		

*Fund Reconciliation for each project can be found on pages FHWA-3 thru FHWA-6
 **Retroactive TC will be use for projects currently under construction.

GOVERNMENT OF PUERTO RICO
 PUERTO RICO DEPARTMENT OF TRANSPORTATION AND PUBLIC WORKS
 PUERTO RICO HIGHWAY AND TRANSPORTATION AUTHORITY
 TRANSPORTATION IMPROVEMENT PROGRAM
 FISCAL YEARS 2017-2020**
 AMENDMENT # 3

Legend:
 F - Federal Funds
 TC - Toll Credits Funds
 S - State /Local Funds
 T - Total Funds

Núm.	AC-Code / Oracle # / Fed # / Program Code	Description	Town	Phase	Fed. Past Obligations / Locally Funded	TIP Fiscal Year				Future Investment	Total Est. Cost	Remarks			
						2017	2018	2019	2020						
42	AC-990134 L009900134 ZP-66(1) ZP-10, ZP-20, ZP-30	Upgrade of Safety Devices in the Highway System (2017)	Islandwide	NEPA	F	-	-	-	-	-	-	-			
					TC	-	-	-	-	-	-				
					S	-	-	-	-	-	-				
				T	-	-	-	-	-	-	-				
				Pre-Engineering	F	-	-	-	-	-	-	-	-	-	-
					TC	-	-	-	-	-	-	-	-	-	-
					S	-	-	-	-	-	-	-	-	-	-
				T	-	-	-	-	-	-	-	-	-	-	
				Design	F	-	-	-	-	-	-	-	-	-	-
					TC	-	-	-	-	-	-	-	-	-	-
					S	-	-	-	-	-	-	-	-	-	-
				T	-	-	-	-	-	-	-	-	-	-	
				ROW	F	-	-	-	-	-	-	-	-	-	-
TC	-	-	-		-	-	-	-	-	-	Please See Appendix A for Project List				
S	-	-	-		-	-	-	-	-	-	-				
T	-	-	-	-	-	-	-	-	-	-					
Construction	F	-	5,738,772	-	-	-	-	-	-	5,738,772	Originally Programmed in the amount of \$5M. Obligated in the amount of \$7,173,465.				
	TC	-	1,434,693	-	-	-	-	-	-	1,434,693					
	S	-	-	-	-	-	-	-	-	-					
T	-	7,173,465	-	-	-	-	-	-	-	7,173,465					
Total Estimated Project Cost						7,173,465	-	-	-	-	7,173,465				
43	AC-990144 L009900149 ZP-10, ZP-20, ZP-30	Upgrade of Safety Devices in the Highway System (2018)	Islandwide	NEPA	F	-	-	-	-	-	-	-			
					TC	-	-	-	-	-	-	-			
					S	-	-	-	-	-	-	-			
				T	-	-	-	-	-	-	-	-	-		
				Pre-Engineering	F	-	-	-	-	-	-	-	-	-	-
					TC	-	-	-	-	-	-	-	-	-	-
					S	-	-	-	-	-	-	-	-	-	-
				T	-	-	-	-	-	-	-	-	-	-	
				Design	F	-	-	-	-	-	-	-	-	-	-
					TC	-	-	-	-	-	-	-	-	-	-
					S	-	-	-	-	-	-	-	-	-	-
				T	-	-	-	-	-	-	-	-	-	-	
				ROW	F	-	-	-	-	-	-	-	-	-	-
TC	-	-	-		-	-	-	-	-	-	Please See Appendix B for Project List				
S	-	-	-		-	-	-	-	-	-	-				
T	-	-	-	-	-	-	-	-	-	-					
Construction	F	-	-	11,485,009	-	-	-	-	-	11,485,009	Change in Budgt from \$3,530,000 to \$14,356,261.				
	TC	-	-	2,871,252	-	-	-	-	-	2,871,252					
	S	-	-	-	-	-	-	-	-	-					
T	-	-	14,356,261	-	-	-	-	-	-	14,356,261					
Total Estimated Project Cost						-	14,356,261	-	-	-	14,356,261				

*Fund Reconciliation for each project can be found on pages FHWA-3 thru FHWA-6
 **Retroactive TC will be use for projects currently under construction.

GOVERNMENT OF PUERTO RICO
 PUERTO RICO DEPARTMENT OF TRANSPORTATION AND PUBLIC WORKS
 PUERTO RICO HIGHWAY AND TRANSPORTATION AUTHORITY
 TRANSPORTATION IMPROVEMENT PROGRAM
 FISCAL YEARS 2017-2020**
 AMENDMENT # 3

Legend:
 F - Federal Funds
 TC - Toll Credits Funds
 S - State /Local Funds
 T - Total Funds

Núm.	AC-Code / Oracle # / Fed # / Program Code	Description	Town	Phase	Fed. Past Obligations / Locally Funded	TIP Fiscal Year				Future Investment	Total Est. Cost	Remarks		
						2017	2018	2019	2020					
44	AC-990155 L009900155 ZP-10, ZP-20, ZP-30	Upgrade of Safety Devices in the Highway System (2019)	Islandwide	NEPA	F	-	-	-	-	-	-	-		
					TC	-	-	-	-	-	-	-		
					S	-	-	-	-	-	-	-		
					T	-	-	-	-	-	-	-		
				Pre-Engineering	F	-	-	-	-	-	-	-	-	
					TC	-	-	-	-	-	-	-	-	
					S	-	-	-	-	-	-	-	-	
					T	-	-	-	-	-	-	-	-	
				Design	F	-	-	-	-	-	-	-	-	
					TC	-	-	-	-	-	-	-	-	
					S	-	-	-	-	-	-	-	-	
					T	-	-	-	-	-	-	-	-	
				ROW	F	-	-	-	-	-	-	-	-	Please See Appendix B for Project List
					TC	-	-	-	-	-	-	-	-	
					S	-	-	-	-	-	-	-	-	
					T	-	-	-	-	-	-	-	-	
Construction	F	-	-	-	10,763,200	-	-	-	10,763,200	Change in Budget from \$4,170,000 to \$13,454,000.				
	TC	-	-	-	2,690,800	-	-	-	2,690,800					
	S	-	-	-	-	-	-	-	-					
	T	-	-	-	13,454,000	-	-	-	13,454,000					
Total Estimated Project Cost					-	-	-	13,454,000	-	-	13,454,000			
45	AC-800519 L009900156 ZP-10, ZP-20, ZP-30	Upgrade of Safety Devices in the Highway System (2020)	Islandwide	NEPA	F	-	-	-	-	-	-	-		
					TC	-	-	-	-	-	-	-		
					S	-	-	-	-	-	-	-		
					T	-	-	-	-	-	-	-		
				Pre-Engineering	F	-	-	-	-	-	-	-	-	
					TC	-	-	-	-	-	-	-	-	
					S	-	-	-	-	-	-	-	-	
					T	-	-	-	-	-	-	-	-	
				Design	F	-	-	-	-	-	-	-	-	
					TC	-	-	-	-	-	-	-	-	
					S	-	-	-	-	-	-	-	-	
					T	-	-	-	-	-	-	-	-	
				ROW	F	-	-	-	-	-	-	-	-	Please See Appendix B for Project List
					TC	-	-	-	-	-	-	-	-	
					S	-	-	-	-	-	-	-	-	
					T	-	-	-	-	-	-	-	-	
Construction	F	-	-	-	-	-	4,000,000	-	4,000,000	Change in Budget from \$4,880,000 to \$5,000,000				
	TC	-	-	-	-	-	1,000,000	-	1,000,000					
	S	-	-	-	-	-	-	-	-					
	T	-	-	-	-	-	5,000,000	-	5,000,000					
Total Estimated Project Cost					-	-	-	5,000,000	-	-	5,000,000			

*Fund Reconciliation for each project can be found on pages FHWA-3 thru FHWA-6
 **Retroactive TC will be use for projects currently under construction.

GOVERNMENT OF PUERTO RICO
 PUERTO RICO DEPARTMENT OF TRANSPORTATION AND PUBLIC WORKS
 PUERTO RICO HIGHWAY AND TRANSPORTATION AUTHORITY
 TRANSPORTATION IMPROVEMENT PROGRAM
 FISCAL YEARS 2017-2020**
 AMENDMENT # 3

Legend:
 F - Federal Funds
 TC - Toll Credits Funds
 S - State /Local Funds
 T - Total Funds

Núm.	AC-Code / Oracle # / Fed # / Program Code	Description	Town	Phase	Fed. Past Obligations / Locally Funded	TIP Fiscal Year				Future Investment	Total Est. Cost	Remarks		
						2017	2018	2019	2020					
46	AC-992477 B009924077 ZP-20	Bridge Inventory System NBIS (33) (2018)	Islandwide	NEPA	F	-	-	-	-	-	-	-		
					TC	-	-	-	-	-	-			
					S	-	-	-	-	-	-			
					T	-	-	-	-	-	-			
				Pre-Engineering	F	-	-	-	-	-	-	-	-	Project Obligated in FY 2017
					TC	-	-	-	-	-	-	-		
					S	-	-	-	-	-	-			
					T	-	-	-	-	-	-			
				Design	F	1,095,927	1,424,970	-	-	-	-	2,520,897	Carry Forward Funds of NBIS30 and NBIS31 were utilized in the amount of \$1,442,009	
					TC	273,982	356,243	-	-	-	-	630,224		
					S	72,100	93,748	-	-	-	-	165,849		
					T	1,442,009	1,874,961	-	-	-	-	3,316,970		
				ROW	F	-	-	-	-	-	-	-	-	
					TC	-	-	-	-	-	-	-	-	
S	-	-	-		-	-	-	-	-					
T	-	-	-		-	-	-	-	-					
Construction	F	-	-	-	-	-	-	-	-					
	TC	-	-	-	-	-	-	-	-					
	S	-	-	-	-	-	-	-	-					
	T	-	-	-	-	-	-	-	-					
Total Estimated Project Cost					1,442,009	1,874,961	-	-	-	3,316,970				
47	AC-992478 B009924078 ZP-20	Bridge Inventory System NBIS (34) (2019)	Islandwide	NEPA	F	-	-	-	-	-	-	-		
					TC	-	-	-	-	-	-			
					S	-	-	-	-	-	-			
					T	-	-	-	-	-	-			
				Pre-Engineering	F	-	-	-	-	-	-	-	-	
					TC	-	-	-	-	-	-	-		
					S	-	-	-	-	-	-			
					T	-	-	-	-	-	-			
				Design	F	-	-	1,432,913	-	-	-	1,432,913		
					TC	-	-	358,228	-	-	-	358,228		
					S	-	-	-	-	-	-	-		
					T	-	-	1,791,141	-	-	-	1,791,141		
				ROW	F	-	-	-	-	-	-	-	-	
					TC	-	-	-	-	-	-	-		
S	-	-	-		-	-	-	-						
T	-	-	-		-	-	-	-						
Construction	F	-	-	-	-	-	-	-	-					
	TC	-	-	-	-	-	-	-						
	S	-	-	-	-	-	-	-						
	T	-	-	-	-	-	-	-						
Total Estimated Project Cost					-	-	1,791,141	-	-	1,791,141				

*Fund Reconciliation for each project can be found on pages FHWA-3 thru FHWA-6
 **Retroactive TC will be used for projects currently under construction.

GOVERNMENT OF PUERTO RICO
 PUERTO RICO DEPARTMENT OF TRANSPORTATION AND PUBLIC WORKS
 PUERTO RICO HIGHWAY AND TRANSPORTATION AUTHORITY
 TRANSPORTATION IMPROVEMENT PROGRAM
 FISCAL YEARS 2017-2020**
 AMENDMENT # 3

Legend:
 F - Federal Funds
 TC - Toll Credits Funds
 S - State /Local Funds
 T - Total Funds

Núm.	AC-Code / Oracle # / Fed # / Program Code	Description	Town	Phase	Fed. Past Obligations / Locally Funded	TIP Fiscal Year				Future Investment	Total Est. Cost	Remarks	
						2017	2018	2019	2020				
48	AC-992479 B009924079 ZP-20	Bridge Inventory System NBIS (35) (2020)	Islandwide	NEPA	F	-	-	-	-	-	-	-	
					TC	-	-	-	-	-	-		
					S	-	-	-	-	-	-		
					T	-	-	-	-	-	-		
				Pre-Engineering	F	-	-	-	-	-	-	-	-
					TC	-	-	-	-	-	-	-	
					S	-	-	-	-	-	-		
					T	-	-	-	-	-	-		
				Design	F	-	-	-	1,400,000	-	-	-	1,400,000
					TC	-	-	-	350,000	-	-	-	350,000
					S	-	-	-	-	-	-	-	-
					T	-	-	-	1,750,000	-	-	-	1,750,000
				ROW	F	-	-	-	-	-	-	-	-
					TC	-	-	-	-	-	-	-	-
					S	-	-	-	-	-	-	-	-
T	-	-	-		-	-	-	-	-				
Construction	F	-	-	-	-	-	-	-	-				
	TC	-	-	-	-	-	-	-	-				
	S	-	-	-	-	-	-	-	-				
	T	-	-	-	-	-	-	-	-				
Total Estimated Project Cost						-	-	1,750,000	-	-	1,750,000		
49	AC-TBD ZP-20	Bridge Inventory System NBIS (36) (2021)	Islandwide	NEPA	F	-	-	-	-	-	-	-	
					TC	-	-	-	-	-	-		
					S	-	-	-	-	-	-		
					T	-	-	-	-	-	-		
				Pre-Engineering	F	-	-	-	-	-	-	-	-
					TC	-	-	-	-	-	-	-	
					S	-	-	-	-	-	-		
					T	-	-	-	-	-	-		
				Design	F	-	-	-	-	-	1,600,000	-	1,600,000
					TC	-	-	-	-	-	400,000	-	400,000
					S	-	-	-	-	-	-	-	-
					T	-	-	-	-	-	2,000,000	-	2,000,000
				ROW	F	-	-	-	-	-	-	-	-
					TC	-	-	-	-	-	-	-	-
					S	-	-	-	-	-	-	-	-
T	-	-	-		-	-	-	-	-				
Construction	F	-	-	-	-	-	-	-	-				
	TC	-	-	-	-	-	-	-	-				
	S	-	-	-	-	-	-	-	-				
	T	-	-	-	-	-	-	-	-				
Total Estimated Project Cost						-	-	2,000,000	-	-	2,000,000		

*Fund Reconciliation for each project can be found on pages FHWA-3 thru FHWA-6
 **Retroactive TC will be use for projects currently under construction.

GOVERNMENT OF PUERTO RICO
 PUERTO RICO DEPARTMENT OF TRANSPORTATION AND PUBLIC WORKS
 PUERTO RICO HIGHWAY AND TRANSPORTATION AUTHORITY
 TRANSPORTATION IMPROVEMENT PROGRAM
 FISCAL YEARS 2017-2020**
 AMENDMENT # 3

Legend:
 F - Federal Funds
 TC - Toll Credits Funds
 S - State /Local Funds
 T - Total Funds

Núm.	AC-Code / Oracle # / Fed # / Program Code	Description	Town	Phase	Fed. Past Obligations / Locally Funded	TIP Fiscal Year				Future Investment	Total Est. Cost	Remarks				
						2017	2018	2019	2020							
50	AC-990133 L009900133 ZP-52(47) ZP-10, ZP-20, ZP-30	Intelligent Transportation System (ITS) (2017)	Islandwide	NEPA	F	-	-	-	-	-	-	-				
					TC	-	-	-	-	-	-					
					S	-	-	-	-	-	-					
				Pre-Engineering	F	-	-	-	-	-	-	-	-	-	-	
					TC	-	-	-	-	-	-	-	-	-	-	
					S	-	-	-	-	-	-	-	-	-	-	
				Design	F	-	-	-	-	-	-	-	-	-	-	
					TC	-	-	-	-	-	-	-	-	-	-	
					S	-	-	-	-	-	-	-	-	-	-	
				ROW	F	-	-	-	-	-	-	-	-	-	-	
					TC	-	-	-	-	-	-	-	-	-	-	
					S	-	-	-	-	-	-	-	-	-	-	
Construction	F	-	720,000	-	-	-	-	-	-	-	720,000					
	TC	-	180,000	-	-	-	-	-	-	-	180,000					
	S	-	-	-	-	-	-	-	-	-	-					
Total Estimated Project Cost						900,000	900,000	-	-	-	900,000					
51	AC-990146 L009900146 ZP-10, ZP-20, ZP-30	Intelligent Transportaton System (ITS) (2018)	Islandwide	NEPA	F	-	-	-	-	-	-	-				
					TC	-	-	-	-	-	-	-				
					S	-	-	-	-	-	-	-				
				Pre-Engineering	F	-	-	-	-	-	-	-	-	-	-	
					TC	-	-	-	-	-	-	-	-	-	-	
					S	-	-	-	-	-	-	-	-	-	-	
				Design	F	-	-	-	-	-	-	-	-	-	-	
					TC	-	-	-	-	-	-	-	-	-	-	
					S	-	-	-	-	-	-	-	-	-	-	
				ROW	F	-	-	-	-	-	-	-	-	-	-	
					TC	-	-	-	-	-	-	-	-	-	-	
					S	-	-	-	-	-	-	-	-	-	-	
Construction	F	-	-	1,805,000	-	-	-	-	-	-	1,805,000					
	TC	-	-	451,250	-	-	-	-	-	-	451,250					
	S	-	-	118,750	-	-	-	-	-	-	118,750					
Total Estimated Project Cost						2,375,000	2,375,000	-	-	-	2,375,000					

*Fund Reconciliation for each project can be found on pages FHWA-3 thru FHWA-6
 **Retroactive TC will be use for projects currently under construction.

GOVERNMENT OF PUERTO RICO
 PUERTO RICO DEPARTMENT OF TRANSPORTATION AND PUBLIC WORKS
 PUERTO RICO HIGHWAY AND TRANSPORTATION AUTHORITY
 TRANSPORTATION IMPROVEMENT PROGRAM
 FISCAL YEARS 2017-2020**
 AMENDMENT # 3

Legend:
 F - Federal Funds
 TC - Toll Credits Funds
 S - State /Local Funds
 T - Total Funds

Núm.	AC-Code / Oracle # / Fed # / Program Code	Description	Town	Phase	Fed. Past Obligations / Locally Funded	TIP Fiscal Year				Future Investment	Total Est. Cost	Remarks
						2017	2018	2019	2020			
52	AC-990153 L009900153 ZP-10, ZP-20, ZP-30	Intelligent Transportation System (ITS) (2019)	Islandwide	NEPA	F	-	-	-	-	-	-	-
					TC	-	-	-	-	-	-	
					S	-	-	-	-	-	-	
					T	-	-	-	-	-	-	
				Pre-Engineering	F	-	-	-	-	-	-	
					TC	-	-	-	-	-	-	
					S	-	-	-	-	-	-	
					T	-	-	-	-	-	-	
				Design	F	-	-	-	-	-	-	
					TC	-	-	-	-	-	-	
					S	-	-	-	-	-	-	
					T	-	-	-	-	-	-	
				ROW	F	-	-	-	-	-	-	
					TC	-	-	-	-	-	-	
					S	-	-	-	-	-	-	
T	-	-	-		-	-	-					
Construction	F	-	-	-	2,584,000	-	-	2,584,000				
	TC	-	-	-	646,000	-	-	646,000				
	S	-	-	-	170,000	-	-	170,000				
	T	-	-	-	3,400,000	-	-	3,400,000				
Total Estimated Project Cost						-	-	3,400,000	-	3,400,000		
53	AC-990156 L009900156 ZP-10, ZP-20, ZP-30	Intelligent Transportation System (ITS) (2020)	Islandwide	NEPA	F	-	-	-	-	-	-	-
					TC	-	-	-	-	-	-	
					S	-	-	-	-	-	-	
					T	-	-	-	-	-	-	
				Pre-Engineering	F	-	-	-	-	-	-	
					TC	-	-	-	-	-	-	
					S	-	-	-	-	-	-	
					T	-	-	-	-	-	-	
				Design	F	-	-	-	-	-	-	
					TC	-	-	-	-	-	-	
					S	-	-	-	-	-	-	
					T	-	-	-	-	-	-	
				ROW	F	-	-	-	-	-	-	
					TC	-	-	-	-	-	-	
					S	-	-	-	-	-	-	
T	-	-	-		-	-	-					
Construction	F	-	-	-	-	4,360,000	-	4,360,000				
	TC	-	-	-	-	1,090,000	-	1,090,000				
	S	-	-	-	-	286,842	-	286,842				
	T	-	-	-	-	5,736,842	-	5,736,842				
Total Estimated Project Cost						-	-	5,736,842	-	5,736,842		

*Fund Reconciliation for each project can be found on pages FHWA-3 thru FHWA-6
 **Retroactive TC will be use for projects currently under construction.

GOVERNMENT OF PUERTO RICO
 PUERTO RICO DEPARTMENT OF TRANSPORTATION AND PUBLIC WORKS
 PUERTO RICO HIGHWAY AND TRANSPORTATION AUTHORITY
 TRANSPORTATION IMPROVEMENT PROGRAM
 FISCAL YEARS 2017-2020**
 AMENDMENT # 3

Legend:
 F - Federal Funds
 TC - Toll Credits Funds
 S - State /Local Funds
 T - Total Funds

Núm.	AC-Code / Oracle # / Fed # / Program Code	Description	Town	Phase	Fed. Past Obligations / Locally Funded	TIP Fiscal Year				Future Investment	Total Est. Cost	Remarks		
						2017	2018	2019	2020					
54	AC-990135 L009900135 ZP-52(51), 52(52) ZP-20(8), 152(9) ZP-152(10) ZP-10, ZP-20, ZP-30	Islandwide Roadwide Traffic Signals, Pavement Marking, Signing and Geometric Safety Improvements Projects (2017)	Islandwide	NEPA	F	-	-	-	-	-	-	-		
					TC	-	-	-	-	-	-			
					S	-	-	-	-	-	-			
					T	-	-	-	-	-	-			
				Pre-Engineering	F	-	-	-	-	-	-	-	-	-
					TC	-	-	-	-	-	-	-	-	-
				PR-52, from km 49 to km 52.3, Salinas - \$3,424,227	S	-	-	-	-	-	-	-	-	-
					T	-	-	-	-	-	-	-	-	-
				PR-52, from km 55.3 to km 61, Salinas - \$3,676,500	F	-	-	-	-	-	-	-	-	-
					TC	-	-	-	-	-	-	-	-	-
PR-20 from km 0 to km 10, Guaynabo - \$16,976,051	S	-	-	-	-	-	-	-	-	-				
	T	-	-	-	-	-	-	-	-	-				
ROW	F	-	-	-	-	-	-	-	-	-				
	TC	-	-	-	-	-	-	-	-	-				
PR-152 from km 0 to km 11.5, Barranquitas - Naranjito - \$1,980,001	S	-	-	-	-	-	-	-	-	-				
	T	-	-	-	-	-	-	-	-	-				
Construction	F	-	22,014,003	-	-	-	-	-	22,014,003	-	Originally Programmed in the amount of \$21,475,000. Obligated in FY 2017 with \$27,431,780			
	TC	-	5,417,777	-	-	-	-	-	5,417,777	-				
	S	-	-	-	-	-	-	-	-	-				
	T	-	27,431,780	-	-	-	-	-	27,431,780	-				
Total Estimated Project Cost						-	27,431,780	-	-	-	27,431,780			
55	AC-990145 L009900145 ZP-10, ZP-20, ZP-30	Islandwide Roadwide Traffic Signals, Pavement Marking, Signing and Geometric Safety Improvements Projects (2018)	Islandwide	NEPA	F	-	-	-	-	-	-	-		
					TC	-	-	-	-	-	-			
					S	-	-	-	-	-	-			
					T	-	-	-	-	-	-			
				Pre-Engineering	F	-	-	-	-	-	-	-	-	-
					TC	-	-	-	-	-	-	-	-	-
				PR-52, from km 49 to km 52.3, Salinas - \$3,424,227	S	-	-	-	-	-	-	-	-	-
					T	-	-	-	-	-	-	-	-	-
				PR-52, from km 55.3 to km 61, Salinas - \$3,676,500	F	-	-	-	-	-	-	-	-	-
					TC	-	-	-	-	-	-	-	-	-
PR-20 from km 0 to km 10, Guaynabo - \$16,976,051	S	-	-	-	-	-	-	-	-	-				
	T	-	-	-	-	-	-	-	-	-				
ROW	F	-	-	-	-	-	-	-	-	-				
	TC	-	-	-	-	-	-	-	-	-				
PR-152 from km 0 to km 11.5, Barranquitas - Naranjito - \$1,980,001	S	-	-	-	-	-	-	-	-	-				
	T	-	-	-	-	-	-	-	-	-				
Construction	F	-	-	5,167,368	-	-	-	-	5,167,368	-	Advance Construction Funds of \$4,433,270.05 were utilized for Fiscal Year 2017			
	TC	-	-	1,291,842	-	-	-	-	1,291,842	-				
	S	-	-	-	-	-	-	-	-	-				
	T	-	-	6,459,210	-	-	-	-	6,459,210	-				
Total Estimated Project Cost						-	6,459,210	-	-	-	6,459,210			

*Fund Reconciliation for each project can be found on pages FHWA-3 thru FHWA-6
 **Retroactive TC will be use for projects currently under construction.

GOVERNMENT OF PUERTO RICO
 PUERTO RICO DEPARTMENT OF TRANSPORTATION AND PUBLIC WORKS
 PUERTO RICO HIGHWAY AND TRANSPORTATION AUTHORITY
 TRANSPORTATION IMPROVEMENT PROGRAM
 FISCAL YEARS 2017-2020**
 AMENDMENT # 3

Legend:
 F - Federal Funds
 TC - Toll Credits Funds
 S - State /Local Funds
 T - Total Funds

Núm.	AC-Code / Oracle # / Fed # / Program Code	Description	Town	Phase	Fed. Past Obligations / Locally Funded	TIP Fiscal Year				Future Investment	Total Est. Cost	Remarks		
						2017	2018	2019	2020					
56	AC-800514 L00999514 ZP-10, ZP-20, ZP-30	Islandwide Roadwide Traffic Signals, Pavement Marking, Signing and Geometric Safety Improvements Projects (2019)	Islandwide	NEPA	F	-	-	-	-	-	-	-		
					TC	-	-	-	-	-	-	-		
					S	-	-	-	-	-	-	-		
					T	-	-	-	-	-	-	-		
				Pre-Engineering	F	-	-	-	-	-	-	-	-	
					TC	-	-	-	-	-	-	-	-	
					S	-	-	-	-	-	-	-	-	
					T	-	-	-	-	-	-	-	-	
				Design	F	-	-	-	-	-	-	-	-	
					TC	-	-	-	-	-	-	-	-	
					S	-	-	-	-	-	-	-	-	
					T	-	-	-	-	-	-	-	-	
				ROW	F	-	-	-	-	-	-	-	-	-
					TC	-	-	-	-	-	-	-	-	-
					S	-	-	-	-	-	-	-	-	-
					T	-	-	-	-	-	-	-	-	-
Construction	F	-	-	-	10,015,747	-	-	-	10,015,747	-				
	TC	-	-	-	2,503,937	-	-	-	2,503,937	-				
	S	-	-	-	-	-	-	-	-	-				
	T	-	-	-	12,519,684	-	-	-	12,519,684	-				
Total Estimated Project Cost						-	-	-	12,519,684	-	12,519,684			
57	AC-800521 L00999521 ZP-10, ZP-20, ZP-30	Islandwide Roadwide Traffic Signals, Pavement Marking, Signing and Geometric Safety Improvements Projects (2020)	Islandwide	NEPA	F	-	-	-	-	-	-	-		
					TC	-	-	-	-	-	-	-	-	
					S	-	-	-	-	-	-	-	-	
					T	-	-	-	-	-	-	-	-	
				Pre-Engineering	F	-	-	-	-	-	-	-	-	-
					TC	-	-	-	-	-	-	-	-	-
					S	-	-	-	-	-	-	-	-	-
					T	-	-	-	-	-	-	-	-	-
				Design	F	-	-	-	-	-	-	-	-	-
					TC	-	-	-	-	-	-	-	-	-
					S	-	-	-	-	-	-	-	-	-
					T	-	-	-	-	-	-	-	-	-
				ROW	F	-	-	-	-	-	-	-	-	-
					TC	-	-	-	-	-	-	-	-	-
					S	-	-	-	-	-	-	-	-	-
					T	-	-	-	-	-	-	-	-	-
Construction	F	-	-	-	-	-	19,958,698	-	19,958,698	-				
	TC	-	-	-	-	-	4,989,674	-	4,989,674	-				
	S	-	-	-	-	-	-	-	-	-				
	T	-	-	-	-	-	24,948,372	-	24,948,372	-				
Total Estimated Project Cost						-	-	-	24,948,372	-	24,948,372			

*Fund Reconciliation for each project can be found on pages FHWA-3 thru FHWA-6
 **Retroactive TC will be use for projects currently under construction.

GOVERNMENT OF PUERTO RICO
 PUERTO RICO DEPARTMENT OF TRANSPORTATION AND PUBLIC WORKS
 PUERTO RICO HIGHWAY AND TRANSPORTATION AUTHORITY
 TRANSPORTATION IMPROVEMENT PROGRAM
 FISCAL YEARS 2017-2020**
 AMENDMENT # 3

Legend:
 F - Federal Funds
 TC - Toll Credits Funds
 S - State /Local Funds
 T - Total Funds

Núm.	AC-Code / Oracle # / Fed # / Program Code	Description	Town	Phase	Fed. Past Obligations / Locally Funded	TIP Fiscal Year				Future Investment	Total Est. Cost	Remarks				
						2017	2018	2019	2020							
58	AC-800492 L009999492 ZP-10, ZP-20, ZP-30	Implementation of Strategic Highway Safety Plan (2017)	Islandwide	NEPA	F	-	-	-	-	-	-	-				
					TC	-	-	-	-	-	-	-				
					S	-	-	-	-	-	-	-				
				Pre-Engineering	F	-	-	-	-	-	-	-	-	-	-	
					TC	-	-	-	-	-	-	-	-	-	-	
					S	-	-	-	-	-	-	-	-	-	-	
				Design	F	-	-	-	-	-	-	-	-	-	-	
					TC	-	-	-	-	-	-	-	-	-	-	
					S	-	-	-	-	-	-	-	-	-	-	
				ROW	F	-	-	-	-	-	-	-	-	-	-	
					TC	-	-	-	-	-	-	-	-	-	-	
					S	-	-	-	-	-	-	-	-	-	-	
Construction	F	-	-	-	-	-	-	-	-	-	-					
	TC	-	-	-	-	-	-	-	-	-	-					
	S	-	-	-	-	-	-	-	-	-	-					
											Projects were not ready on time for obligation					
Total Estimated Project Cost						-	-	-	-	-	-	-				
59	AC-800493 L009999493 ZP-10, ZP-20, ZP-30	Implementation of Strategic Highway Safety Plan (2018)	Islandwide	NEPA	F	-	-	-	-	-	-	-				
					TC	-	-	-	-	-	-	-	-			
					S	-	-	-	-	-	-	-	-			
				Pre-Engineering	F	-	-	-	-	-	-	-	-	-	-	
					TC	-	-	-	-	-	-	-	-	-	-	
					S	-	-	-	-	-	-	-	-	-	-	
				Design	F	-	-	-	-	-	-	-	-	-	-	
					TC	-	-	-	-	-	-	-	-	-	-	
					S	-	-	-	-	-	-	-	-	-	-	
				ROW	F	-	-	-	-	-	-	-	-	-	-	
					TC	-	-	-	-	-	-	-	-	-	-	
					S	-	-	-	-	-	-	-	-	-	-	
											Please See Appendix B for Project List					
Construction	F	-	-	-	-	-	-	-	-	-	-					
	TC	-	-	2,000,000	-	-	-	-	-	2,000,000	-					
	S	-	-	500,000	-	-	-	-	-	500,000	-					
											Change in Budget from \$3M to \$2.5M					
Total Estimated Project Cost						-	-	2,500,000	-	-	-	2,500,000				

*Fund Reconciliation for each project can be found on pages FHWA-3 thru FHWA-6
 **Retroactive TC will be use for projects currently under construction.

GOVERNMENT OF PUERTO RICO
 PUERTO RICO DEPARTMENT OF TRANSPORTATION AND PUBLIC WORKS
 PUERTO RICO HIGHWAY AND TRANSPORTATION AUTHORITY
 TRANSPORTATION IMPROVEMENT PROGRAM
 FISCAL YEARS 2017-2020**
 AMENDMENT # 3

Legend:
 F - Federal Funds
 TC - Toll Credits Funds
 S - State /Local Funds
 T - Total Funds

Núm.	AC-Code / Oracle # / Fed # / Program Code	Description	Town	Phase	Fed. Past Obligations / Locally Funded	TIP Fiscal Year				Future Investment	Total Est. Cost	Remarks	
						2017	2018	2019	2020				
60	AC-800515 L009999515 ZP-10, ZP-20, ZP-30	Implementation of Strategic Highway Safety Plan (2019)	Islandwide	NEPA	F	-	-	-	-	-	-	-	
					TC	-	-	-	-	-	-		
					S	-	-	-	-	-	-		
					T	-	-	-	-	-	-		
				Pre-Engineering	F	-	-	-	-	-	-	-	-
					TC	-	-	-	-	-	-	-	
					S	-	-	-	-	-	-		
					T	-	-	-	-	-	-		
				Design	F	-	-	-	-	-	-	-	-
					TC	-	-	-	-	-	-	-	
					S	-	-	-	-	-	-		
					T	-	-	-	-	-	-		
				ROW	F	-	-	-	-	-	-	-	-
					TC	-	-	-	-	-	-	-	-
					S	-	-	-	-	-	-	-	-
T	-	-	-		-	-	-	-	-				
Construction	F	-	-	-	4,800,000	-	-	-	4,800,000	-			
	TC	-	-	-	1,200,000	-	-	-	1,200,000	Change in Budget from			
	S	-	-	-	-	-	-	-	-	\$5,780,000 to \$6M			
	T	-	-	-	6,000,000	-	-	-	6,000,000	-			
Total Estimated Project Cost						-	-	-	6,000,000	-	6,000,000	-	
61	AC-800520 L009999520 ZP-10, ZP-20, ZP-30	Implementation of Strategic Highway Safety Plan (2020)	Islandwide	NEPA	F	-	-	-	-	-	-	-	
					TC	-	-	-	-	-	-		
					S	-	-	-	-	-	-		
					T	-	-	-	-	-	-		
				Pre-Engineering	F	-	-	-	-	-	-	-	-
					TC	-	-	-	-	-	-	-	
					S	-	-	-	-	-	-		
					T	-	-	-	-	-	-		
				Design	F	-	-	-	-	-	-	-	-
					TC	-	-	-	-	-	-	-	-
					S	-	-	-	-	-	-	-	
					T	-	-	-	-	-	-		
				ROW	F	-	-	-	-	-	-	-	-
					TC	-	-	-	-	-	-	-	-
					S	-	-	-	-	-	-	-	-
T	-	-	-		-	-	-	-	-				
Construction	F	-	-	-	-	-	3,041,302	-	3,041,302	-			
	TC	-	-	-	-	-	760,326	-	760,326	Change in Budget from			
	S	-	-	-	-	-	-	-	-	\$5,339,200 to \$3,801,628			
	T	-	-	-	-	-	3,801,628	-	3,801,628	-			
Total Estimated Project Cost						-	-	-	3,801,628	-	3,801,628	-	

*Fund Reconciliation for each project can be found on pages FHWA-3 thru FHWA-6
 **Retroactive TC will be use for projects currently under construction.

GOVERNMENT OF PUERTO RICO
 PUERTO RICO DEPARTMENT OF TRANSPORTATION AND PUBLIC WORKS
 PUERTO RICO HIGHWAY AND TRANSPORTATION AUTHORITY
 TRANSPORTATION IMPROVEMENT PROGRAM
 FISCAL YEARS 2017-2020**
 AMENDMENT # 3

Legend:
 F - Federal Funds
 TC - Toll Credits Funds
 S - State /Local Funds
 T - Total Funds

Núm.	AC-Code / Oracle # / Fed # / Program Code	Description	Town	Phase	Fed. Past Obligations / Locally Funded	TIP Fiscal Year				Future Investment	Total Est. Cost	Remarks			
						2017	2018	2019	2020						
62	AC-990151 L009900151 ZP-40, ZP-50	Highway Safety Improvements - Puerto Rico Section 154 and 164 Penalty (HSIP-Eligible Activities) (2017)	Islandwide	NEPA	F	-	-	-	-	-	-	-			
					TC	-	-	-	-	-	-				
					S	-	-	-	-	-	-				
				Pre-Engineering	F	-	-	-	-	-	-	-	-	-	-
					TC	-	-	-	-	-	-	-	-	-	-
					S	-	-	-	-	-	-	-	-	-	-
				Design	F	-	-	-	-	-	-	-	-	-	-
					TC	-	-	-	-	-	-	-	-	-	-
					S	-	-	-	-	-	-	-	-	-	-
				ROW	F	-	-	-	-	-	-	-	-	-	-
					TC	-	-	-	-	-	-	-	-	-	-
					S	-	-	-	-	-	-	-	-	-	-
Construction	F	-	-	-	-	-	-	-	-	-	-				
	TC	-	-	-	-	-	-	-	-	-	-				
	S	-	-	-	-	-	-	-	-	-	-				
											Projects were not ready on time for obligation				
Total Estimated Project Cost						-	-	-	-	-	-	-			
63	AC-990152 L009900152 ZP-40, ZP-50	Highway Safety Improvements - Puerto Rico Section 154 and 164 Penalty (HSIP-Eligible Activities) (2018)	Islandwide	NEPA	F	-	-	-	-	-	-	-			
					TC	-	-	-	-	-	-	-			
					S	-	-	-	-	-	-	-			
				Pre-Engineering	F	-	-	-	-	-	-	-	-	-	-
					TC	-	-	-	-	-	-	-	-	-	-
					S	-	-	-	-	-	-	-	-	-	-
				Design	F	-	-	-	-	-	-	-	-	-	-
					TC	-	-	-	-	-	-	-	-	-	-
					S	-	-	-	-	-	-	-	-	-	-
				ROW	F	-	-	-	-	-	-	-	-	-	-
					TC	-	-	-	-	-	-	-	-	-	-
					S	-	-	-	-	-	-	-	-	-	-
Construction	F	-	-	2,888,000	-	-	-	-	-	2,888,000	-				
	TC	-	-	722,000	-	-	-	-	-	722,000	-				
	S	-	-	190,000	-	-	-	-	-	190,000	-				
				3,800,000	-	-	-	-	-	3,800,000	Please See Appendix B for Project List				
Total Estimated Project Cost						-	-	3,800,000	-	-	3,800,000				

*Fund Reconciliation for each project can be found on pages FHWA-3 thru FHWA-6
 **Retroactive TC will be use for projects currently under construction.

GOVERNMENT OF PUERTO RICO
 PUERTO RICO DEPARTMENT OF TRANSPORTATION AND PUBLIC WORKS
 PUERTO RICO HIGHWAY AND TRANSPORTATION AUTHORITY
 TRANSPORTATION IMPROVEMENT PROGRAM
 FISCAL YEARS 2017-2020**
 AMENDMENT # 3

Legend:
 F - Federal Funds
 TC - Toll Credits Funds
 S - State /Local Funds
 T - Total Funds

Núm.	AC-Code / Oracle # / Fed # / Program Code	Description	Town	Phase	Fed. Past Obligations / Locally Funded	TIP Fiscal Year				Future Investment	Total Est. Cost	Remarks	
						2017	2018	2019	2020				
64	AC-990154 L009900154 ZP-40, ZP-50	Highway Safety Improvements - Puerto Rico Section 154 and 164 Penalty (HSIP-Eligible Activities) (2019)	Islandwide	NEPA	F	-	-	-	-	-	-	-	
					TC	-	-	-	-	-	-	-	
					S	-	-	-	-	-	-	-	
					T	-	-	-	-	-	-	-	
				Pre-Engineering	F	-	-	-	-	-	-	-	-
					TC	-	-	-	-	-	-	-	-
					S	-	-	-	-	-	-	-	-
					T	-	-	-	-	-	-	-	-
				Design	F	-	-	-	-	-	-	-	-
					TC	-	-	-	-	-	-	-	-
					S	-	-	-	-	-	-	-	-
					T	-	-	-	-	-	-	-	-
				ROW	F	-	-	-	-	-	-	-	-
					TC	-	-	-	-	-	-	-	-
					S	-	-	-	-	-	-	-	-
					T	-	-	-	-	-	-	-	-
Construction	F	-	-	-	2,888,000	-	-	-	2,888,000	Please See Appendix B for Project List			
	TC	-	-	-	722,000	-	-	-	722,000				
	S	-	-	-	190,000	-	-	-	190,000				
	T	-	-	-	3,800,000	-	-	-	3,800,000				
Total Estimated Project Cost						-	-	-	3,800,000	-	3,800,000		
65	AC-990157 L009900157 ZP-40, ZP-50	Highway Safety Improvements - Puerto Rico Section 154 and 164 Penalty (HSIP-Eligible Activities) (2020)	Islandwide	NEPA	F	-	-	-	-	-	-	-	
					TC	-	-	-	-	-	-	-	
					S	-	-	-	-	-	-	-	
					T	-	-	-	-	-	-	-	
				Pre-Engineering	F	-	-	-	-	-	-	-	-
					TC	-	-	-	-	-	-	-	-
					S	-	-	-	-	-	-	-	-
					T	-	-	-	-	-	-	-	-
				Design	F	-	-	-	-	-	-	-	-
					TC	-	-	-	-	-	-	-	-
					S	-	-	-	-	-	-	-	-
					T	-	-	-	-	-	-	-	-
				ROW	F	-	-	-	-	-	-	-	-
					TC	-	-	-	-	-	-	-	-
					S	-	-	-	-	-	-	-	-
					T	-	-	-	-	-	-	-	-
Construction	F	-	-	-	-	-	2,888,000	-	2,888,000	Please See Appendix B for Project List			
	TC	-	-	-	-	-	722,000	-	722,000				
	S	-	-	-	-	-	190,000	-	190,000				
	T	-	-	-	-	-	3,800,000	-	3,800,000				
Total Estimated Project Cost						-	-	-	3,800,000	-	3,800,000		

*Fund Reconciliation for each project can be found on pages FHWA-3 thru FHWA-6
 **Retroactive TC will be use for projects currently under construction.

GOVERNMENT OF PUERTO RICO
 PUERTO RICO DEPARTMENT OF TRANSPORTATION AND PUBLIC WORKS
 PUERTO RICO HIGHWAY AND TRANSPORTATION AUTHORITY
 TRANSPORTATION IMPROVEMENT PROGRAM
 FISCAL YEARS 2017-2020**
 AMENDMENT # 3

Legend:
 F - Federal Funds
 TC - Toll Credits Funds
 S - State /Local Funds
 T - Total Funds

Núm.	AC-Code / Oracle # / Fed # / Program Code	Description	Town	Phase	Fed. Past Obligations / Locally Funded	TIP Fiscal Year				Future Investment	Total Est. Cost	Remarks			
						2017	2018	2019	2020						
66	AC-800480 L009999480 ZP-10, ZP-20	Technical Studies NEPA San Lorenzo Bypass from PR-181 Int. PR-183 to PR-181 Int. PR-9912 (AC-918101)	Islandwide	NEPA	F	-	381,464	-	-	-	-	381,464	Originally Programmed in the amount of \$375K. Obligated in FY 2017 in the amount of \$478,149		
					TC	-	93,881	-	-	-	93,881				
					S	-	2,805	-	-	-	2,805				
					T	-	478,149	-	-	-	478,149				
				Pre-Engineering	F	-	-	-	-	-	-	-		-	-
					TC	-	-	-	-	-	-	-		-	-
					S	-	-	-	-	-	-	-		-	-
					T	-	-	-	-	-	-	-		-	-
				Design	F	-	-	-	-	-	-	-		-	-
					TC	-	-	-	-	-	-	-		-	-
					S	-	-	-	-	-	-	-		-	-
					T	-	-	-	-	-	-	-		-	-
				ROW	F	-	-	-	-	-	-	-		-	-
					TC	-	-	-	-	-	-	-		-	-
					S	-	-	-	-	-	-	-		-	-
					T	-	-	-	-	-	-	-		-	-
				Construction	F	-	-	-	-	-	-	-		-	-
					TC	-	-	-	-	-	-	-		-	-
					S	-	-	-	-	-	-	-		-	-
					T	-	-	-	-	-	-	-		-	-
Total Estimated Project Cost					-	478,149	-	-	-	-	478,149				
Islandwide Total					44,914,673	92,398,074	106,170,699	77,850,753	107,478,198	-	428,812,397				
67	AC-TBD	Toll Credits to be used for Change Orders and Extra Work Orders - Availability of funds provided by the Deobligation of Projects	Islandwide	NEPA	F	-	-	-	-	-	-	-			
					TC	-	500,000	500,000	500,000	500,000	500,000	2,500,000			
					S	-	-	-	-	-	-	-			
					T	-	500,000	500,000	500,000	500,000	500,000	2,500,000			
				Pre-Engineering	F	-	-	-	-	-	-	-	-	-	
					TC	-	500,000	500,000	500,000	500,000	500,000	500,000	2,500,000		
					S	-	-	-	-	-	-	-	-		
					T	-	500,000	500,000	500,000	500,000	500,000	500,000	2,500,000		
				Design	F	-	-	-	-	-	-	-	-	-	
					TC	-	500,000	500,000	500,000	500,000	500,000	500,000	2,500,000		
					S	-	-	-	-	-	-	-	-		
					T	-	500,000	500,000	500,000	500,000	500,000	500,000	2,500,000		
				ROW	F	-	-	-	-	-	-	-	-	-	
					TC	-	500,000	500,000	500,000	500,000	500,000	500,000	2,500,000		
					S	-	-	-	-	-	-	-	-		
					T	-	500,000	500,000	500,000	500,000	500,000	500,000	2,500,000		
				Construction	F	-	-	-	-	-	-	-	-	-	
					TC	-	6,000,000	6,000,000	6,000,000	6,000,000	6,000,000	6,000,000	30,000,000		
					S	-	-	-	-	-	-	-	-		
					T	-	6,000,000	6,000,000	6,000,000	6,000,000	6,000,000	6,000,000	30,000,000		
Total Estimated Project Cost					-	8,000,000	8,000,000	8,000,000	8,000,000	8,000,000	40,000,000				

*Fund Reconciliation for each project can be found on pages FHWA-3 thru FHWA-6
 **Retroactive TC will be use for projects currently under construction.

GOVERNMENT OF PUERTO RICO
 PUERTO RICO DEPARTMENT OF TRANSPORTATION AND PUBLIC WORKS
 PUERTO RICO HIGHWAY AND TRANSPORTATION AUTHORITY
 TRANSPORTATION IMPROVEMENT PROGRAM
 FISCAL YEARS 2017-2020**
ISLANDWIDE EMERGENCY RELIEF PROJECTS - STORM OTTO

Legend:
 F - Federal Funds
 TC - Toll Credits Funds
 S - State /Local Funds
 T - Total Funds

Núm.	AC-Code / Oracle # / Fed # / Program Code	Description	Town	Phase	Fed. Past Obligations / Locally Funded	TIP Fiscal Year				Future Investment	Total Est. Cost	Remarks
						2017	2018	2019	2020			
ISLANDWIDE EMERGENCY RELIEF PROJECTS - STORM OTTO												
				NEPA	F - TC - S - T -	- - - -	- - - -	- - - -	- - - -	- - - -	- - - -	
				Pre-Engineering	F - TC - S - T -	- - - -	- - - -	- - - -	- - - -	- - - -	- - - -	
1	AC-065606 R00065606 ER-656(2) ER-80	Reconstruction of PR-656 km. 2.3	Arecibo	Design	F - TC - S - T -	- - - -	- - - -	- - - -	- - - -	- - - -	- - - -	
				ROW	F - TC - S - T -	381,391 - 93,863 475,254	- - - -	- - - -	- - - -	- - - -	381,391 - 93,863 475,254	
				Construction	F - TC - S - T -	2,608,056 - 620,995 3,229,051	915,805 - 990,822 1,751,775	- - - -	- - - -	- - - -	3,523,861 - 1,611,817 4,980,826	Change in Fiscal Year from FY 2017 to FY 2018
Total Estimated Project Cost						3,704,305	-	1,751,775	-	-	5,456,080	

GOVERNMENT OF PUERTO RICO
 PUERTO RICO DEPARTMENT OF TRANSPORTATION AND PUBLIC WORKS
 PUERTO RICO HIGHWAY AND TRANSPORTATION AUTHORITY
 TRANSPORTATION IMPROVEMENT PROGRAM
 FISCAL YEARS 2017-2020**
 ISLANDWIDE EMERGENCY RELIEF PROJECT - HEAVY RAINS OF MARCH 2012

Legend:
 F - Federal Funds
 TC - Toll Credits Funds
 S - State /Local Funds
 T - Total Funds

Núm.	AC-Code / Oracle # / Fed # / Program Code	Description	Town	Phase	Fed. Past Obligations / Locally Funded	TIP Fiscal Year				Future Investment	Total Est. Cost	Remarks			
						2017	2018	2019	2020						
ISLANDWIDE EMERGENCY RELIEF PROJECT - HEAVY RAINS OF MARCH 2012															
1	AC-100081 R000010181 ER-10(72) ER-90	Reconstruction of PR-10, kms. 59.4, 60.4, 60.9, 61.1	Utuado	NEPA	F	-	-	-	-	-	-	-			
					TC	-	-	-	-	-	-				
					S	-	-	-	-	-	-				
					T	-	-	-	-	-	-				
				Pre-Engineering	F	-	-	-	-	-	-	-	-	-	-
					TC	-	-	-	-	-	-	-	-	-	-
					S	-	-	-	-	-	-	-	-	-	-
					T	-	-	-	-	-	-	-	-	-	-
				Design	F	516,730	-	-	-	-	-	-	-	516,730	-
					TC	-	-	-	-	-	-	-	-	-	-
					S	164,080	-	-	-	-	-	-	-	164,080	-
					T	680,810	-	-	-	-	-	-	-	680,810	-
				ROW	F	-	160,000	-	-	-	-	-	-	160,000	-
					TC	-	-	-	-	-	-	-	-	-	-
					S	-	40,000	-	-	-	-	-	-	40,000	-
					T	-	200,000	-	-	-	-	-	-	200,000	-
Construction	F	-	-	8,518,984	-	-	-	-	-	8,518,984	The \$3,189,871.20 available in the ER-90 fund will be used. Additional funds of \$7,458,859 is programmed in the STIP for FY 2018.				
	TC	-	-	-	-	-	-	-	-	-					
	S	-	-	2,129,746	-	-	-	-	-	2,129,746					
	T	-	-	10,648,730	-	-	-	-	-	10,648,730					
Total Estimated Project Cost					680,810	200,000	10,648,730	-	-	-	11,529,540				
2	AC-111131 R000111131 ER-111(29) ER-90	Reconstruction of PR-111, Kms. 4.0, 4.2	Utuado	NEPA	F	-	-	-	-	-	-	-			
					TC	-	-	-	-	-	-				
					S	-	-	-	-	-	-				
					T	-	-	-	-	-	-				
				Pre-Engineering	F	163,666	-	-	-	-	-	-	-	163,666	-
					TC	40,917	-	-	-	-	-	-	-	40,917	-
					S	-	-	-	-	-	-	-	-	-	-
					T	204,583	-	-	-	-	-	-	-	204,583	-
				Design	F	-	-	-	-	-	-	-	-	-	-
					TC	-	-	-	-	-	-	-	-	-	-
					S	-	-	-	-	-	-	-	-	-	-
					T	-	-	-	-	-	-	-	-	-	-
				ROW	F	646	-	-	-	-	-	-	-	646	-
					TC	162	-	-	-	-	-	-	-	162	-
					S	-	-	-	-	-	-	-	-	-	-
					T	808	-	-	-	-	-	-	-	808	-
Construction	F	-	-	1,834,507	-	-	-	-	-	1,834,507	-				
	TC	-	-	-	-	-	-	-	-	-	-				
	S	-	-	451,483	-	-	-	-	-	451,483	-				
	T	-	-	2,285,990	-	-	-	-	-	2,285,990	-				
Total Estimated Project Cost					205,391	2,285,990	-	-	-	2,491,381					

GOVERNMENT OF PUERTO RICO
 PUERTO RICO DEPARTMENT OF TRANSPORTATION AND PUBLIC WORKS
 PUERTO RICO HIGHWAY AND TRANSPORTATION AUTHORITY
 TRANSPORTATION IMPROVEMENT PROGRAM
 FISCAL YEARS 2017-2020**
 ISLANDWIDE EMERGENCY RELIEF PROJECT - HEAVY RAINS OF MARCH 2012

Legend:
 F - Federal Funds
 TC - Toll Credits Funds
 S - State /Local Funds
 T - Total Funds

Núm.	AC-Code / Oracle # / Fed # / Program Code	Description	Town	Phase	Fed. Past Obligations / Locally Funded	TIP Fiscal Year				Future Investment	Total Est. Cost	Remarks		
						2017	2018	2019	2020					
3	AC-111133 R000111133 ER-90	Reconstruction PR-111 kms. 10.8, 5.7, 12.5	Utuado	NEPA	F	-	-	-	-	-	-	-		
					TC	-	-	-	-	-	-			
					S	-	-	-	-	-	-			
					T	-	-	-	-	-	-			
				Pre-Engineering	F	-	-	-	-	-	-	-	-	-
					TC	-	-	-	-	-	-	-	-	-
					S	-	-	-	-	-	-	-	-	-
					T	-	-	-	-	-	-	-	-	-
				Design	F	-	-	-	-	-	-	-	-	-
					TC	-	-	-	-	-	-	-	-	-
					S	-	-	-	-	-	-	-	-	-
					T	-	-	-	-	-	-	-	-	-
				ROW	F	-	-	20,000	-	-	-	-	-	20,000
					TC	-	-	-	-	-	-	-	-	-
					S	-	-	5,000	-	-	-	-	-	5,000
					T	-	-	25,000	-	-	-	-	-	25,000
				Construction	F	-	-	579,405	-	-	-	-	-	579,405
					TC	-	-	-	-	-	-	-	-	-
					S	-	-	142,595	-	-	-	-	-	142,595
					T	-	-	722,000	-	-	-	-	-	722,000
Total Estimated Project Cost						-	-	747,000	-	-	-	747,000		

GOVERNMENT OF PUERTO RICO
 PUERTO RICO DEPARTMENT OF TRANSPORTATION AND PUBLIC WORKS
 PUERTO RICO HIGHWAY AND TRANSPORTATION AUTHORITY
 TRANSPORTATION IMPROVEMENT PROGRAM
 FISCAL YEARS 2017-2020**
EARMARK SECTION 1934

Legend:
 F - Federal Funds
 TC - Toll Credits Funds
 S - State /Local Funds
 T - Total Funds

Núm.	AC-Code / Oracle # / Fed # / Program Code	Description	Town	Phase	Fed. Past Obligations / Locally Funded	TIP Fiscal Year				Future Investment	Total Est. Cost	Remarks			
						2017	2018	2019	2020						
EARMARK SECTION 1934															
1	AC-111123 S000111123 EARMARK 9999(133)	PREVIOUSLY - Widening of PR-111, from PR-444 to PR-423	Moca	NEPA	F	-	-	-	-	-	-	-			
					TC	-	-	-	-	-	-				
					S	-	-	-	-	-	-				
					T	-	-	-	-	-	-				
				Pre-Engineering	F	-	-	-	-	-	-	-	-	-	-
					TC	-	-	-	-	-	-	-	-	-	-
					S	-	-	-	-	-	-	-	-	-	-
					T	-	-	-	-	-	-	-	-	-	-
				Design	F	-	-	-	-	-	-	-	-	-	-
					TC	-	-	-	-	-	-	-	-	-	Design will be completed in-house
					S	-	-	-	-	-	-	-	-	-	-
					T	-	-	-	-	-	-	-	-	-	-
				ROW	F	-	-	-	-	-	-	-	-	-	-
					TC	-	-	-	-	-	-	-	-	-	-
					S	-	-	-	-	-	-	-	-	-	-
					T	-	-	-	-	-	-	-	-	-	-
Construction	F	-	-	4,570,676	-	-	-	-	-	4,570,676	-				
	TC	-	-	1,142,669	-	-	-	-	-	1,142,669	Please note Project Modification				
	S	-	-	300,702	-	-	-	-	-	300,702	-				
	T	-	-	6,014,048	-	-	-	-	-	6,014,048	-				
Total Estimated Project Cost						-	-	6,014,048	-	-	6,014,048	-			
2	AC-992201 Y009922001 EARMARK 9999(129)	PREVIOUSLY - Construction of Four lanes Connector PR-9922, From PR-9939 to PR-183	Las Piedras	NEPA	F	-	-	-	-	-	-	-			
					TC	-	-	-	-	-	-	-	-		
					S	-	-	-	-	-	-	-			
					T	-	-	-	-	-	-	-			
				Pre-Engineering	F	-	-	-	-	-	-	-	-	-	-
					TC	-	-	-	-	-	-	-	-	-	-
					S	-	-	-	-	-	-	-	-	-	-
					T	-	-	-	-	-	-	-	-	-	-
				Design	F	-	-	-	-	-	-	-	-	-	-
					TC	-	-	-	-	-	-	-	-	-	Design will be completed in-house
					S	-	-	-	-	-	-	-	-	-	-
					T	-	-	-	-	-	-	-	-	-	-
				ROW	F	-	-	-	-	-	-	-	-	-	-
					TC	-	-	-	-	-	-	-	-	-	-
					S	-	-	-	-	-	-	-	-	-	-
					T	-	-	-	-	-	-	-	-	-	-
Construction	F	-	-	1,485,470	-	-	-	-	-	1,485,470	-				
	TC	-	-	371,368	-	-	-	-	-	371,368	Please note Project Modification				
	S	-	-	97,728	-	-	-	-	-	97,728	-				
	T	-	-	1,954,566	-	-	-	-	-	1,954,566	-				
Total Estimated Project Cost						-	-	1,954,566	-	-	1,954,566	-			

GOVERNMENT OF PUERTO RICO
 PUERTO RICO DEPARTMENT OF TRANSPORTATION AND PUBLIC WORKS
 PUERTO RICO HIGHWAY AND TRANSPORTATION AUTHORITY
 TRANSPORTATION IMPROVEMENT PROGRAM
 FISCAL YEARS 2017-2020**
 EARMARK SECTION 1934

Legend:
 F - Federal Funds
 TC - Toll Credits Funds
 S - State /Local Funds
 T - Total Funds

Núm.	AC-Code / Oracle # / Fed # / Program Code	Description	Town	Phase	Fed. Past Obligations / Locally Funded	TIP Fiscal Year				Future Investment	Total Est. Cost	Remarks			
						2017	2018	2019	2020						
3	AC-083503 Y000835003 EARMARK 835(1)	PREVIOUSLY - Construction of Bypass and Widening PR-835	Guaynabo	NEPA	F	-	-	-	-	-	-	-			
					TC	-	-	-	-	-	-				
					S	-	-	-	-	-	-				
					T	-	-	-	-	-	-				
				Pre-Engineering	F	-	-	-	-	-	-	-	-	-	-
					TC	-	-	-	-	-	-	-	-	-	-
					S	-	-	-	-	-	-	-	-	-	-
					T	-	-	-	-	-	-	-	-	-	-
				Design	F	-	-	-	-	-	-	-	-	-	-
					TC	-	-	-	-	-	-	-	-	-	-
					S	-	-	-	-	-	-	-	-	-	-
					T	-	-	-	-	-	-	-	-	-	-
				ROW	F	-	-	-	-	-	-	-	-	-	-
TC	-	-	-		-	-	-	-	-	-	-				
S	-	-	-		-	-	-	-	-	-	-				
T	-	-	-		-	-	-	-	-	-	-				
Construction	F	-	-	4,570,676	-	-	-	-	-	4,570,676	-				
	TC	-	-	1,142,669	-	-	-	-	-	1,142,669	-				
	S	-	-	300,702	-	-	-	-	-	300,702	-				
	T	-	-	6,014,048	-	-	-	-	-	6,014,048	-				
Total Estimated Project Cost						-	-	6,014,048	-	-	6,014,048				
4	AC-093001 R000930001 QNH30(18) Q920	PREVIOUSLY - Improvements on the PR-30 between PR-203 in Gurabo to the PR-31 in Juncos. PROJECT MODIFICATION - Reconstruction of the PR-9030 ramp in direction to the PR-30, Pavement improvements from int. PR-189 with PR-181, PR-189 with PR-9030 and PR-189 with PR-933. New Traffic signal to substitute the preexisting ones on the Pr-189 with PR-9030. New lighting sytem for 1.6 kilometers on the PR-9030	Gurabo	NEPA	F	-	-	-	-	-	-	-			
					TC	-	-	-	-	-	-	-			
					S	-	-	-	-	-	-	-			
					T	-	-	-	-	-	-	-			
				Pre-Engineering	F	-	-	-	-	-	-	-	-	-	-
					TC	-	-	-	-	-	-	-	-	-	-
					S	-	-	-	-	-	-	-	-	-	-
					T	-	-	-	-	-	-	-	-	-	-
				Design	F	-	-	-	-	-	-	-	-	-	-
					TC	-	-	-	-	-	-	-	-	-	-
					S	-	-	-	-	-	-	-	-	-	-
					T	-	-	-	-	-	-	-	-	-	-
				ROW	F	-	-	-	-	-	-	-	-	-	-
TC	-	-	-		-	-	-	-	-	-	-				
S	-	-	-		-	-	-	-	-	-	-				
T	-	-	-		-	-	-	-	-	-	-				
Construction	F	-	-	1,919,268	-	-	-	-	-	1,919,268	-				
	TC	-	-	479,817	-	-	-	-	-	479,817	-				
	S	-	-	126,268	-	-	-	-	-	126,268	-				
	T	-	-	2,525,352	-	-	-	-	-	2,525,352	-				
Total Estimated Project Cost						-	-	2,525,352	-	-	2,525,352				

GOVERNMENT OF PUERTO RICO
 PUERTO RICO DEPARTMENT OF TRANSPORTATION AND PUBLIC WORKS
 PUERTO RICO HIGHWAY AND TRANSPORTATION AUTHORITY
 TRANSPORTATION IMPROVEMENT PROGRAM
 FISCAL YEARS 2017-2020**
 EARMARK SECTION 1934

Legend:
 F - Federal Funds
 TC - Toll Credits Funds
 S - State /Local Funds
 T - Total Funds

Núm.	AC-Code / Oracle # / Fed # / Program Code	Description	Town	Phase	Fed. Past Obligations / Locally Funded	TIP Fiscal Year				Future Investment	Total Est. Cost	Remarks			
						2017	2018	2019	2020						
5	AC-TBD EARMARK	PREVIOUSLY - Extension of PR-823 between PR-177 and PR-2	Bayamon	NEPA	F	-	-	-	-	-	-	-			
					TC	-	-	-	-	-	-				
					S	-	-	-	-	-	-				
					T	-	-	-	-	-	-				
				Pre-Engineering	F	-	-	-	-	-	-	-	-	-	-
					TC	-	-	-	-	-	-	-	-	-	-
					S	-	-	-	-	-	-	-	-	-	-
					T	-	-	-	-	-	-	-	-	-	-
				Design	F	-	-	-	-	-	-	-	-	-	-
					TC	-	-	-	-	-	-	-	-	-	Design will be completed in-house
					S	-	-	-	-	-	-	-	-	-	-
					T	-	-	-	-	-	-	-	-	-	-
				ROW	F	-	-	-	-	-	-	-	-	-	-
					TC	-	-	-	-	-	-	-	-	-	-
					S	-	-	-	-	-	-	-	-	-	-
T	-	-	-		-	-	-	-	-	-	-				
Construction	F	-	-	609,779	-	-	-	-	-	609,779	-				
	TC	-	-	152,445	-	-	-	-	-	152,445	Please note Project Modification				
	S	-	-	40,117	-	-	-	-	-	40,117	-				
	T	-	-	802,341	-	-	-	-	-	802,341	-				
Total Estimated Project Cost					-	-	802,341	-	-	-	802,341				
6	AC-010166 L000000166 EARMARK LY-9999(134)	PROJECT MODIFICATION - Construction of a new Recreational Trail for Bicycles and Pedestrians from Rio Bayamon to PR-165	Toa Baja	NEPA	F	-	-	-	-	-	-	-			
					TC	-	-	-	-	-	-	-			
					S	-	-	-	-	-	-	-			
					T	-	-	-	-	-	-	-			
				Pre-Engineering	F	-	-	-	-	-	-	-	-	-	-
					TC	-	-	-	-	-	-	-	-	-	-
					S	-	-	-	-	-	-	-	-	-	-
					T	-	-	-	-	-	-	-	-	-	-
				Design	F	-	-	-	-	-	-	-	-	-	-
					TC	-	-	-	-	-	-	-	-	-	Design will be completed in-house
					S	-	-	-	-	-	-	-	-	-	-
					T	-	-	-	-	-	-	-	-	-	-
				ROW	F	-	-	-	-	-	-	-	-	-	-
					TC	-	-	-	-	-	-	-	-	-	-
					S	-	-	-	-	-	-	-	-	-	-
T	-	-	-		-	-	-	-	-	-	-				
Construction	F	800,000	-	-	1,017,742	-	-	-	-	1,817,742	-				
	TC	200,000	-	-	254,435	-	-	-	-	454,435	Please note Project Modification / Additional Funds Requested for fiscal year 2019				
	S	-	-	-	66,957	-	-	-	-	66,957	-				
	T	1,000,000	-	-	1,339,134	-	-	-	-	2,339,134	-				
Total Estimated Project Cost					1,000,000	-	1,339,134	-	-	-	2,339,134				

GOVERNMENT OF PUERTO RICO
 PUERTO RICO DEPARTMENT OF TRANSPORTATION AND PUBLIC WORKS
 PUERTO RICO HIGHWAY AND TRANSPORTATION AUTHORITY
 TRANSPORTATION IMPROVEMENT PROGRAM
 FISCAL YEARS 2017-2020**
EARMARK SECTION 1934

Legend:
 F - Federal Funds
 TC - Toll Credits Funds
 S - State /Local Funds
 T - Total Funds

Núm.	AC-Code / Oracle # / Fed # / Program Code	Description	Town	Phase	Fed. Past Obligations / Locally Funded	TIP Fiscal Year				Future Investment	Total Est. Cost	Remarks
						2017	2018	2019	2020			
7	AC-TBD EARMARK	PREVIOUSLY - Construction of the missing part of PR-10	Adjuntas	NEPA	F	-	-	-	-	-	-	-
					TC	-	-	-	-	-	-	
					S	-	-	-	-	-	-	
					T	-	-	-	-	-	-	
				Pre-Engineering	F	-	-	-	-	-	-	
					TC	-	-	-	-	-	-	
					S	-	-	-	-	-	-	
					T	-	-	-	-	-	-	
		Design	F	-	-	-	-	-	-			
			TC	-	-	-	-	-	-			
			S	-	-	-	-	-	-			
			T	-	-	-	-	-	-			
		PROJECT MODIFICATION - Reconstruction and repavement of approximately 12 kilometers on PR-123	ROW	F	-	-	-	-	-			
				TC	-	-	-	-	-	-		
				S	-	-	-	-	-	-		
				T	-	-	-	-	-	-		
Construction	F	-	-	2,641,998	-	-	2,641,998					
	TC	-	-	660,499	-	-	660,499					
	S	-	-	173,816	-	-	173,816					
	T	-	-	3,476,313	-	-	3,476,313					
Total Estimated Project Cost					-	-	-	-	-	3,476,313		

Funding was deobligated will be reobligated in FY 2018. Please note Project Modification

GOVERNMENT OF PUERTO RICO
 PUERTO RICO DEPARTMENT OF TRANSPORTATION AND PUBLIC WORKS
 PUERTO RICO HIGHWAY AND TRANSPORTATION AUTHORITY
 TRANSPORTATION IMPROVEMENT PROGRAM
 FISCAL YEARS 2017-2020**
FEDERAL LANDS AGREEMENT

Legend:
 F - Federal Funds
 TC - Toll Credits Funds
 S - State /Local Funds
 T - Total Funds

Núm.	AC-Code / Oracle # / Fed # / Program Code	Description	Town	Phase	Fed. Past Obligations / Locally Funded	TIP Fiscal Year				Future Investment	Total Est. Cost	Remarks			
						2017	2018	2019	2020						
FEDERAL LANDS AGREEMENT															
1	AC-Pend ERFO	ERFO to repair four sites with the El Yunque	Rio Grande	NEPA	F	-	-	-	-	-	-	-			
					TC	-	-	-	-	-	-				
					S	-	-	-	-	-	-				
								T	-	-	-	-	-	-	-
				Pre-Engineering	F	-	-	-	-	-	-	-	-	-	-
					TC	-	-	-	-	-	-	-	-	-	-
					S	-	-	-	-	-	-	-	-	-	-
								T	-	-	-	-	-	-	-
				Design	F	-	-	-	-	-	-	-	-	-	-
					TC	-	-	-	-	-	-	-	-	-	-
					S	-	-	-	-	-	-	-	-	-	-
								T	-	-	-	-	-	-	-
				ROW	F	-	-	-	-	-	-	-	-	-	-
					TC	-	-	-	-	-	-	-	-	-	-
					S	-	-	-	-	-	-	-	-	-	-
								T	-	-	-	-	-	-	-
Construction	F	-	-	-	-	3,800,000	-	-	-	3,800,000	-				
	TC	-	-	-	-	950,000	-	-	-	950,000	-				
	S	-	-	-	-	250,000	-	-	-	250,000	-				
				T	-	-	5,000,000	-	-	5,000,000	-				
Total Estimated Project Cost						-	-	5,000,000	-	-	5,000,000				
2	AC-Pend	Vieques National Wildlife Refuge - Rehabilitate Route 100, Caracas (Red) beach parking area.	Vieques	NEPA	F	-	-	-	-	-	-	-			
					TC	-	-	-	-	-	-				
					S	-	-	-	-	-	-				
								T	-	-	-	-	-	-	-
				Pre-Engineering	F	-	-	380,000	-	-	-	-	-	380,000	-
					TC	-	-	95,000	-	-	-	-	-	95,000	-
					S	-	-	25,000	-	-	-	-	-	25,000	-
								T	-	-	500,000	-	-	500,000	-
				Design	F	-	-	-	-	-	-	-	-	-	-
					TC	-	-	-	-	-	-	-	-	-	-
					S	-	-	-	-	-	-	-	-	-	-
								T	-	-	-	-	-	-	-
				ROW	F	-	-	-	-	-	-	-	-	-	-
					TC	-	-	-	-	-	-	-	-	-	-
					S	-	-	-	-	-	-	-	-	-	-
								T	-	-	-	-	-	-	-
Construction	F	-	-	-	-	-	-	-	-	-	-				
	TC	-	-	-	-	-	-	-	-	-	-				
	S	-	-	-	-	-	-	-	-	-	-				
				T	-	-	-	-	-	-	-				
Total Estimated Project Cost						-	500,000	-	-	-	500,000				

GOVERNMENT OF PUERTO RICO
 PUERTO RICO DEPARTMENT OF TRANSPORTATION AND PUBLIC WORKS
 PUERTO RICO HIGHWAY AND TRANSPORTATION AUTHORITY
 TRANSPORTATION IMPROVEMENT PROGRAM
 FISCAL YEARS 2017-2020**
 FEDERAL LANDS AGREEMENT

Legend:
 F - Federal Funds
 TC - Toll Credits Funds
 S - State /Local Funds
 T - Total Funds

Núm.	AC-Code / Oracle # / Fed # / Program Code	Description	Town	Phase	Fed. Past Obligations / Locally Funded	TIP Fiscal Year				Future Investment	Total Est. Cost	Remarks		
						2017	2018	2019	2020					
3	AC-Pend	Vieques National Wildlife Refuge - Repair Green Beach Parking Area (Route 902)	Vieques	NEPA	F	-	-	-	-	-	-	-		
					TC	-	-	-	-	-	-			
					S	-	-	-	-	-	-			
					T									
				Pre-Engineering	F	-	-	25,126	-	-	-	-	-	25,126
					TC	-	-	6,281	-	-	-	-	-	6,281
					S	-	-	1,653	-	-	-	-	-	1,653
					T			33,060						33,060
				Design	F	-	-	-	-	-	-	-	-	-
					TC	-	-	-	-	-	-	-	-	-
					S	-	-	-	-	-	-	-	-	-
					T									
				ROW	F	-	-	-	-	-	-	-	-	-
					TC	-	-	-	-	-	-	-	-	-
					S	-	-	-	-	-	-	-	-	-
					T									
				Construction	F	-	-	-	-	-	-	-	-	-
					TC	-	-	-	-	-	-	-	-	-
					S	-	-	-	-	-	-	-	-	-
					T									
Total Estimated Project Cost					-	-	33,060	-	-	-	33,060			

Appendix A

TIP 2017-2020 - Bridge Lump Sum Projects*

Bridge Projects - RFP for Design						2017					2018					2019			2020		
						ZP-10		ZP-20			ZP-10		ZP-20			ZP-10		ZP-20	ZP-10		ZP-20
Line Number	Bridge ID ²	Road	Km	Municipality	Intersected	Bridge Rehabilitation and Replacement	Bridge Critical Findings	Bridge Rehabilitation and Replacement	Bridge Preservation	Bridge Critical Findings	Bridge Rehabilitation and Replacement	Bridge Critical Findings	Bridge Rehabilitation and Replacement	Bridge Preservation	Bridge Critical Findings	Bridge Rehabilitation and Replacement	Bridge Rehabilitation and Replacement	Bridge Critical Findings	Bridge Rehabilitation and Replacement	Bridge Critical Findings	Bridge Rehabilitation and Replacement
1	505	PR 603	0.07	UTUADO	GRANDE DE ARECIBO RIVER								\$ 239,100								
2	1130	PR 145	1.00	CIALES	GRANDE DE MANATI RIVER								\$ 584,500								
3	1016	PR 18	3.30	SAN JUAN	PR 23 (ROOSEVELT AV.)											\$ 1,500,000					
5	116	PR 3	53.00	CEIBA	CEIBA CREEK						\$ 26,000										
7	950	PR 149	59.30	VILLALBA	JAGUEYES CREEK								\$ 37,900								
9	2508	PR 913	1.10	SAN LORENZO	HONDA CREEK						\$ 12,600										
10	2012	PR 18	4.70	SAN JUAN	CHARDON STREET											\$ 1,500,000					
11	158	PR 123	59.30	UTUADO	DEPRESSION						\$ 15,000										
12	261	PR 128	32.60	MARICAO	PRIETO RIVER							\$ 51,400									
14	1683	OFF PR 603 @1.0	0.01	UTUADO	GUAONICA RIVER						\$ 15,000										
20	176	PR 14	57.25	AIBONITO	HONDA CREEK						\$ 23,800										
21	1492	OFF PR 110	0.30	MOCA	CREEK						\$ 12,600										
22	1531	PR 141	10.00	JAYUYA	CREEK							\$ 10,000									
23	574	PR 971	17.30	NAGUABO	SANTIAGO RIVER						\$ 25,000										
24	1381	PR 103	3.60	CABO ROJO	CHANNEL						\$ 13,100										
31	2681	PR 555	9.30	COAMO	COAMO RIVER						\$ 53,000										

Bridge Projects - ROW						2017					2018					2019			2020		
						ZP-10		ZP-20			ZP-10		ZP-20			ZP-10		ZP-20	ZP-10		ZP-20
Line Number	Bridge ID ²	Road	Km	Municipality	Intersected	Bridge Rehabilitation and Replacement	Bridge Critical Findings	Bridge Rehabilitation and Replacement	Bridge Preservation	Bridge Critical Findings	Bridge Rehabilitation and Replacement	Bridge Critical Findings	Bridge Rehabilitation and Replacement	Bridge Preservation	Bridge Critical Findings	Bridge Rehabilitation and Replacement	Bridge Rehabilitation and Replacement	Bridge Critical Findings	Bridge Rehabilitation and Replacement	Bridge Critical Findings	Bridge Rehabilitation and Replacement
16	547	PR 824	2.80	TOA ALTA	CRUZ CREEK					\$ 15,750											
53	780	PR 143	36.00	OROCOVIS	MATRULLAS RIVER					\$ 13,962											
65	2161	PR 114	2.20	MAYAGÜEZ	WATERWAY	\$ -		\$ 116,875													
68	2314	OFF PR 902	0.10	SAN LORENZO	CAYAGUAS RIVER		\$ 25,902														

* All projects are subject to change.

TIP 2017-2020 - Bridge Lump Sum Projects*

Bridge Projects - Construction						2017					2018					2019			2020		
Line Number	Bridge ID ²	Road	Km	Municipality	Intersected	ZP-10		ZP-20			ZP-10		ZP-20			ZP-10		ZP-20	ZP-10		ZP-20
						Bridge Rehabilitation and Replacement	Bridge Critical Findings	Bridge Rehabilitation and Replacement	Bridge Preservation	Bridge Critical Findings	Bridge Rehabilitation and Replacement	Bridge Critical Findings	Bridge Rehabilitation and Replacement	Bridge Preservation	Bridge Critical Findings	Bridge Rehabilitation and Replacement	Bridge Rehabilitation and Replacement	Bridge Critical Findings	Bridge Rehabilitation and Replacement	Bridge Critical Findings	Bridge Rehabilitation and Replacement
6	194	PR 31	8.80	NAGUABO	BLANCO RIVER																
	1638	VICTOR ROJAS		ARECIBO	GRANDE RIVER																
16	547	PR 824	2.80	TOA ALTA	CRUZ CREEK														\$ 1,500,000		
17	1058	PR 9912	0.10	SAN LORENZO	GRANDE DE LOIZA RIVER																
29	3000	PR 5	18.75	NARANJITO	LA PLATA RIVER																
53	780	PR 143	36.00	OROCOVIS	MATRULLAS RIVER																
56	2032	PR 2	197.80	YAUCO	PR 128																
65	2161	PR 114	2.20	MAYAGÜEZ	WATERWAY	\$ -															
68	2314	OFF PR 902	0.10	SAN LORENZO	CAYAGUAS RIVER																
19	1131	PR 29 EASTBOUND	1.40	BAYAMON	HONDO RIVER																
32	1343	LOCAL ROAD	0.20	SAN LORENZO	EMAJAGUA RIVER																
34	944	PR 2 EASTBOUND	208.70	GUAYANILLA	WATERWAY																
42	2039	PR 52 SOUTHBOUND	49.50	SALINAS	PR 714 & LA PALMA CREEK																
48	2511	PR 9916	0.02	SAN LORENZO	UNKNOWN CREEK																
58	2038	PR 52 NORTHBOUND	49.50	SALINAS	PR 714 & LA PALMA CREEK																
62	1132	PR 29 WESTBOUND	1.40	BAYAMON	HONDO RIVER																
66	1471	PR 100	0.80	HORMIGUEROS	GUANAJIBO RIVER																
8	631	PR 200R	0.10	VIEQUES	COFRESI CREEK																
18	1657	PR 861	11.00	TOA ALTA	LA PLATA RIVER																
27	1133	OFF PR 200	0.01	VIEQUES	CREEK																
30	122	PR 3	68.10	NAGUABO	SANTIAGO RIVER																
35	1096	PR 102	35.40	SAN GERMAN	GUANAJIBO RIVER																
1	505	PR 603	0.07	UTUADO	GRANDE DE ARECIBO RIVER																
2	1130	PR 145	1.00	CIALES	GRANDE DE MANATI RIVER																
5	116	PR 3	53.00	CEIBA	CEIBA CREEK																
7	950	PR 149	59.30	VILLALBA	JAGUEYES CREEK																
9	2508	PR 913	1.10	SAN LORENZO	HONDA CREEK																
11	158	PR 123	59.30	UTUADO	DEPRESSION																
12	261	PR 128	32.60	MARICAO	PRIETO RIVER																
13	443	PR 951	4.90	LOIZA	ZEQUEIRA CHANNEL																
14	1683	OFF PR 603 @1.0	0.01	UTUADO	GUAONICA RIVER																
15	217	PR 106	2.50	MAYAGÜEZ	GANDEL CREEK																
20	176	PR 14	57.25	AIBONITO	HONDA CREEK																
21	1492	OFF PR 110	0.30	MOCA	CREEK																
22	1531	PR 141	10.00	JAYUYA	CREEK																
23	574	PR 971	17.30	NAGUABO	SANTIAGO RIVER																
24	1381	PR 103	3.60	CABO ROJO	CHANNEL																
25	2479	PR 174	14.00	BAYAMON	SONADORA CREEK																
26	881	PR 497	2.70	SAN SEBASTIÁN	SONADORA CREEK																
31	2681	PR 555	9.30	COAMO	COAMO RIVER																
3	1016	PR 18	3.30	SAN JUAN	PR 23 (ROOSEVELT AV.)																
10	2012	PR 18	4.70	SAN JUAN	CHARDON STREET																

* All projects are subject to change.

Appendix A

Additional Bridge Construction Projects to be Worked for All Bridge Programs ¹						
Line Number	Bridge ID ²	Preliminary Construction Cost Estimate ³	Road	Km	Municipality	Intersected
1	2369	\$ 1,050,000	PR 52	102.30	PONCE	DIRT ROAD
2	284	\$ 436,000	PR 139	22.80	PONCE	DEPRESSION
3	285	\$ 186,000	PR 139	23.80	PONCE	DEPRESSION
4	1733	\$ 1,029,000	PR 111	13.10	SAN SEBASTIÁN	EL SALTO CREEK
5	1825	\$ 8,853,000	PR 187	17.10	LOIZA	GRANDE DE LOIZA RIVER
6	2348	\$ 1,400,000	PR 52	105.60	PONCE	PR 12
7	308	\$ 179,000	PR 149	4.50	JUANA DIAZ	GUANABANA CREEK
8	1123	\$ 3,329,000	PR 359	0.30	YAUCO	PR 2
9	1086	\$ 942,000	PR 163 EASTBOUND	1.30	PONCE	PORTUGUES RIVER
10	702	\$ 2,189,000	PR 681	2.00	ARECIBO	TIBURONES CHANNEL
11	1142	\$ 1,464,000	PR 418	0.50	AGUADILLA	CULEBRINAS RIVER
12	1325	\$ 97,000	PR 757	4.00	PATILLAS	DEL APEADERO RIVER
13	1316	\$ 39,000	LOCAL ROAD	0.10	SAN LORENZO	EMAJAGUA RIVER
14	1251	\$ 3,398,000	PR 52 SOUTHBOUND	1.00	SAN JUAN	PR 177
15	2697	\$ 500,000	OFF PR 852	0.60	TRUJILLO ALTO	UNKNOWN CREEK
16	1355	\$ 600,000	OFF PR 123 AT 46.2	0.10	ADJUNTAS	GRANDE DE ARECIBO RIVER
17	1730	\$ 345,000	LOCAL ROAD	0.30	COAMO	DESCALABRADO RIVER
18	494	\$ 540,000	PR 524	4.00	ADJUNTAS	PELEJAS RIVER
19	1082	\$ 64,000	PR 935	3.80	JUNCOS	LOS CHINOS CREEK
20	2458	\$ 6,277,000	PR 26	9.00	CAROLINA	LOS ANGELES AVENUE
21	399	\$ 225,000	PR 176	6.50	SAN JUAN	LAS CURÍAS CREEK
22	1085	\$ 942,000	PR 163 WESTBOUND	1.30	PONCE	PORTUGUES RIVER
23	1199	\$ 563,000	PR 623	1.80	ARECIBO	TANANA RIVER
24	1250	\$ 2,848,000	PR 52 NORTHBOUND	1.00	SAN JUAN	PR 177
25	879	\$ 239,000	PR 111	1.55	UTUADO	UTUADO CREEK
26	382	\$ 46,000	PR 7731	0.85	CAYEY	LA PLATA RIVER
27	1373	\$ 1,100,000	PR 132	25.00	PONCE	CAÑAS RIVER
28	1361	\$ 424,000	PR 535	5.90	JUANA DIAZ	DESCALABRADO RIVER
29	2516	\$ 1,026,000	PR 204	0.99	LAS PIEDRAS	PR 30
30	2578	\$ 92,000	OFF PR 182@14.2	0.01	YABUCOA	GUAYANES RIVER
31	143-T	\$ 2,173,000	PR 123	0.20	PONCE	TIDAL WATERS CHANNEL
32	358-T	\$ 312,000	PR 162	5.50	BARRANQUITAS	USABON RIVER
33	511-T	\$ 710,000	PR 647	8.20	VEGA ALTA	CIBUCO RIVER
34	2507-T	\$ 360,000	OFF PR 636	0.01	ARECIBO	TANAMA RIVER
35	178-T	\$ 298,000	PR 14	65.60	CAYEY	TOITA CREEK
36	1124-T	\$ 984,000	PR 890	0.04	BAYAMON	HONDO RIVER
37	1621-T	\$ 2,099,000	PR 187	0.10	RIO GRANDE	LA VEGA CREEK
38	121-T	\$ 3,952,000	PR 3	61.50	NAGUABO	PALMAS CREEK
39	548-T	\$ 230,000	RURAL LOCAL ROAD	2.40	GUAYANILLA	YAUCO RIVER
40	878-T	\$ 1,037,000	PR 111	3.20	UTUADO	VIVI RIVER
41	612-T	\$ 712,000	PR 536	6.50	SANTA ISABEL	DESCALABRADO RIVER
		\$ 53,289,000				

Notes:

- 1) These projects are based on the priorities and inspection reports available on July 2016. The final list of project and their order of execution and bidding may varies.
- 2) Bridge Numbers followed with letter "T" have a temporary bridge installed (Example: "999-T").
- 3) Preliminary estimate based on deck area and typical construction unit cost for the expected scope.

Appendix B

Safety Projects*

2016-2017

PROJECT DESCRIPTION	Municipality / Federal Area	COST				
		TOTAL	MP-30	MP-40	MP-50	Toll Credits
AC- 990134 Upgrade of Safety Devices in the Highway System						
Upgrade of Safety Devices in the Highway System PR-66 km 0 to km 20	Carolina - Canonovanas	\$ 7,173,465.00	\$ 5,756,705.66			\$ 1,416,759.34
SUBTOTAL		\$7,173,465.00				
AC-990135 Safety Improvements Islandwide						
Safety Corridor PR-52 Km 49 to km 52.3	Salinas	\$ 3,424,227.00	\$ 2,747,942.17			\$ 676,284.83
Safety Corridor PR-52 km 55.3 to km 61	Salinas	\$ 3,676,500.00	\$ 2,950,391.25			\$ 726,108.75
Safety Corridor PR-20 Km 0 to km 10	Guaynabo	\$ 16,976,051.00	\$ 13,623,280.93			\$ 3,352,770.07
Safety Improvements PR-152 from km 0 to km 11.5	Barranquitas / Naranjito	\$ 1,980,001.00	\$ 1,588,950.80			\$ 391,050.20
Safety Improvements PR-152 from km 13 to km 20.5	Barranquitas / Naranjito	\$ 1,375,001.00	\$ 1,103,438.30			\$ 271,562.70
SUBTOTAL		\$ 27,431,780.00				

*All Projects are subject to change.

Appendix B

Safety Projects*

2017-2018

PROJECT DESCRIPTION	Municipality / Federal Area	COST				
		TOTAL	MP-30	MP-40	MP-50	Toll Credits
AC-990144 Upgrade of Safety Devices in the Highway System						
Safety Improvements PR-10 KM 0 @ KM 29	Ponce - Adjuntas	\$ 14,356,261.00	\$ 11,520,899.45			\$ 2,835,361.55
SUBTOTAL		\$ 14,356,261.00				
AC-990145 Safety Improvements Islandwide						
Safety Corridor PR-173 km 0 @ km 9	Aibonito - Cidra	\$2,025,939.95	\$1,625,816.81			\$ 400,123.14
Safety Improvements PR-12 km 0 @ km 7	Ponce	\$4,433,270.05	\$3,557,699.22			\$ 875,570.83
SUBTOTAL		\$6,459,210.00				
AC-800493 SHSP Funds						
RFP SHSP Update and Implementation	All	\$2,500,000.00	\$2,006,250.00			\$ 493,750.00
SUBTOTAL		\$2,500,000.00				
TOTALS		\$ 23,315,471.00				
Safety Corridor PR-152 Km 11 @ Km 13.5	Barranquitas - Naranjito	\$ 3,800,000.00		\$ 1,524,750.00	\$ 1,524,750.00	\$ 750,500.00
SUBTOTAL		\$3,800,000.00				

*All Projects are subject to change.

Appendix B

Safety Projects*

2018-2019

PROJECT DESCRIPTION	Municipality / Federal Area	COST				Toll Credits
		TOTAL	MP-30	MP-40	MP-50	
AC-990155 Upgrade of Safety Devices in the Highway System						
Safety Corridor PR-167 km 0 @ km 9	Comerío	\$4,170,000.00	\$3,346,425.00			\$ 823,575.00
Safety Corridor PR-52 Km 38 @ Km 49	Cayey - Salinas	\$9,284,000.00	\$7,450,410.00			\$ 1,833,590.00
SUBTOTAL		\$13,454,000.00				
AC-800514 Safety Improvements Islandwide						
Safety Corridor PR-149 Km 0 @ Km 12.8	Manatí - Ciales	\$4,269,684.21	\$3,426,421.58			\$ 843,262.63
Safety Corridor PR-102 Km 7.8 @ Km 17.8	Cabo Rojo	\$3,000,000.00	\$2,407,500.00			\$ 592,500.00
Safety Corridor PR -52 Km 52.3 @ km 55.3	Salinas	\$3,000,000.00	\$2,407,500.00			\$ 592,500.00
Geometric Improvements on De Diego Avenue (PR-37)	San Juan	\$2,250,000.00	\$1,805,625.00			\$ 444,375.00
SUBTOTAL		\$12,519,684.21				
AC-800515 SHSP Funds						
Safety Corridor PR-115 km 0 @ km 10	Añasco- Rincon	\$3,000,000.00	\$2,407,500.00			\$ 592,500.00
Safety Corridor PR-115 km 10 @ km 20	Rincon-Aguada	\$3,000,000.00	\$2,407,500.00			\$ 592,500.00
SUBTOTAL		\$6,000,000.00				
TOTALS		\$31,973,684.21				
Safety Corridor PR-385 Km 0 @ Km 5	Peñuelas	\$ 3,800,000.00		\$ 1,524,750.00	\$ 1,524,750.00	\$ 750,500.00
SUBTOTAL		\$3,800,000.00				

*All Projects are subject to change.

Appendix B

Safety Projects*

2019-2020

PROJECT DESCRIPTION	Municipality / Federal Area	COST				
		TOTAL	MP-30	MP-40	MP-50	Toll Credits
AC-800519 Upgrade of Safety Devices in the Highway System						
Safety Corridor PR-137 Km 0 @ 9	Vega Baja - Morovis	\$5,000,000.00	\$4,012,500.00			\$ 987,500.00
SUBTOTAL		\$5,000,000.00				
AC-800521 Safety Improvements Islandwide						
Safety Corridor PR-203 Km 0 @ Km 7.1	Gurabo - San Lorenzo	\$6,196,000.00	\$4,972,290.00			\$ 1,223,710.00
Safety Corridor PR-189 KM 0 @ 11	Gurabo	\$4,000,000.00	\$3,210,000.00			\$ 790,000.00
Safety Corridor PR-176 Km 0 @ Km 4	San Juan	\$1,100,000.00	\$882,750.00			\$ 217,250.00
Safety Corridor PR-101 Km 0 @ Km 10	San German - Lajas	\$4,046,000.00	\$3,246,915.00			\$ 799,085.00
Safety Corridor PR-183 Km 0 @ Km 10	Caguas - San Lorenzo	\$5,406,372.00	\$4,338,613.53			\$ 1,067,758.47
Safety Corridor PR-116 Km 3 @ Km 14	Lajas	\$4,200,000.00	\$3,370,500.00			\$ 829,500.00
SUBTOTAL		\$24,948,372.00				
AC-800520 SHSP Funds						
Geometric and Safety Improvements Intersection PR-29	Bayamon	\$1,000,000.00	\$802,500.00			
Safety Corridor PR-420 km. 0 @ km 9	Moca	\$2,801,628.00	\$2,248,306.47			
SUBTOTAL		\$3,801,628.00				
		\$33,750,000.00				
Safety Corridor PR-101 Km 10 @ Km 20	Lajas - Cabo Rojo	\$3,800,000.00		\$ 1,524,750.00	\$ 1,524,750.00	\$ 750,500.00
SUBTOTAL		\$3,800,000.00				

*All Projects are subject to change.

Appendix C

Pavement Projects*															
								2016-17		2017-18		2018-19		2019-20	
Road	Pavement Type	From	To	Lanes	Length	Estimate Cost	Municipality	Preserv Cost	Rehab Cost	Preserv Cost	Rehab Cost	Preserv Cost	Rehab Cost	Preserv Cost	Rehab Cost
1	Asphalt	0.0	4.0	1.75	4.00	\$ 2,720,688	San Juan								
2	Asphalt	1.0	6.0	2.9	5.0	\$ 4,607,100	Guaynabo							\$ 4,607,100	
2	Asphalt	88.0	100.0		12.0	\$ 15,702,000	Hat-Camuy-Queb				\$ 15,702,000				
2	Asphalt	125.5	125.9	2	0.4	\$ 384,000	Aguadilla							\$ 384,000	
2	Asphalt	145.0	152.0	2	7.00	\$ 4,627,196	Mayaguez								\$ 4,627,196
2	Asphalt	180.0	182.0	2	2.0	\$ 1,343,600	Sabana Grande							\$ 1,343,600	
2	Concrete	187.0	195.0	2	8.01	\$ 10,049,100	Guanica								
3	Concrete	42.5	47.6	2	5.12	\$ 8,690,808	Luquillo								\$ 8,690,808
8	Asphalt/Concrete	0.0	4.6	2	4.60	\$ 4,149,292	Rio Piedras				\$ 4,149,292				
30	Concrete	25.8	28.5	2	2.73	\$ 4,296,877	Humacao								\$ 4,296,877
30	Asphalt	8.5	14.7	4	6.20	\$ 4,429,999	Gurabo				\$ 7,126,109				
52	Concrete	66.6	77.0	2	10.45	\$ 28,846,355	Santa Isabel		\$ 32,172,982						
52	Concrete	95.0	99.0	2	4.0	\$ 4,377,853	Ponce				\$ 4,377,853				
52	Asphalt	99.0	106.0	2	7.00	\$ 9,520,000	Ponce				\$ 9,520,000				
53	Concrete	0.0	7.2	2	7.24	\$ 5,582,073	Fajardo				\$ 5,582,073				
53	Asphalt	69.0	71.0	1	2.00	\$ 599,600	Patillas								\$ 1,399,600
53	Concrete	81.0	94.0	2	13.00	\$ 22,544,470	Guayama**				\$ 3,753,759		\$ 14,820,069		\$ 3,970,642
60	Concrete	0.0	4.0	2	4.00	\$ 5,047,500	Humacao								\$ 1,506,840
102	Concrete	31.0	33.0	1	2.00	\$ 1,341,000	San Germán								\$ 1,341,000
123	Asphalt	75.0	77.0	1	2.00	\$ 1,520,480	Arecibo								\$ 1,520,480
129	Asphalt	27.0	31.0	1	4.00	\$ 2,194,480	Lares								\$ 2,194,480
167	Asphalt	14.2	15.6	1	1.38	\$ 1,268,520	Toa Alta								\$ 1,829,573
25R	Asphalt	0.0	4.0	1	4.0	\$ 2,395,160	San Juan							\$ 2,395,160	

* All projects are subject to change.

** Advance Construction Funds will be utilized.

Puerto Rico Transportation and Highway Authority			
ITS Projects*			
TIP 2017-2020			
	Project Description	Procurement Method	Budget
FY 2016-17	Traffic Management Center Operation (1 year)	Existing Contract Amendment	\$900,000
	FY 2016-17 Total		\$900,000
FY 2017-18	PR-26/PR-66 ITS Devices Preventive Maintenance (3 years)	Request for Proposals	\$1,800,000
	PR-1, PR-2 and PR-20 Expressways ITS Device Deployment Design	Request for Proposals	\$575,000
FY 2017-18 Total			\$2,375,000
FY 2018-19	PR-1,PR-2 and PR-20 ITS Devices Deployment Construction	To be determined	\$3,400,000
	FY 2018-19 Total		\$3,400,000
FY 2019-20	PR-18, PR-26, PR-30 and PR-52 Highway Safety Patrols (2 years)	Request for Proposals	\$3,236,842
	PR-1, PR-2 and PR-20 ITS Devices Preventive Maintenance (3 years)	Request for Proposals	\$2,500,000
FY 2019-2020 Total			\$5,736,842

* All projects are subject to change without notice.

GOVERNMENT OF PUERTO RICO
 PUERTO RICO DEPARTMENT OF TRANSPORTATION AND PUBLIC WORKS
 PUERTO RICO HIGHWAY AND TRANSPORTATION AUTHORITY
 TRANSPORTATION IMPROVEMENT PROGRAM
 FISCAL YEARS 2017-2020**
ADMINISTRATIVE MODIFICATION

Legend:
 F - Federal Funds
 TC - Toll Credits Funds
 S - State /Local Funds
 T - Total Funds

Project As Previously Described

Núm.	AC-Code / Oracle # / Fed # / Program	Description	Town	Phase	TIP Year	Fed. Past Obligations /	STIP Fiscal Year				Future Investment	Total Est. Cost	Remarks
							2017	2018	2019	2020			
9	AC-520130 T000522130 ZP-10, ZP-20, ZP-30	Congestion Managed Lanes - Phase 1 - PR-52 -San Juan (km. 0.30 to km. 9.16) - Two additional lanes on the median of PR-18 and PR-52 from San Juan to Caguas. These lanes will be managed using dynamic tolling to provide a reliable travel time for users. These lanes will be reversible (AM northbound and PM southbound).	San Juan Trujillo Alto Caguas	NEPA		F	-	-	-	-	-	-	-
						TC	-	-	-	-	-	-	
						S	-	-	-	-	-	-	
						T	-	-	-	-	-	-	
				Pre-Engineering	F	-	-	-	-	-	-		
					TC	-	-	-	-	-	-		
					S	-	-	-	-	-	-		
					T	-	-	-	-	-	-		
				Design	F	-	-	-	-	-	-		
					TC	-	-	-	-	-	-		
					S	-	-	-	-	-	-		
					T	-	-	-	-	-	-		
				ROW	F	-	-	-	-	-	-		
					TC	-	-	-	-	-	-		
					S	-	-	-	-	-	-		
					T	-	-	-	-	-	-		
Construction	2017	F	-	28,109,192	-	-	-	-	-	28,109,192	Please see Project Modification below		
	TC	-	3,930,940	-	-	-	-	-	3,930,940				
	S	-	329,400	-	-	-	-	-	329,400				
	T	-	32,369,532	-	-	-	-	-	32,369,532				
Total Estimated Project Cost						-	32,369,532	-	-	-	-	32,369,532	

The above-mentioned project will be divided into three individual projects. They are:

1	AC-520130 TCN0522130 ZP-52(46) ZP-10, ZP-20, ZP-30	DTL Phase 1 - Unit 1 at PR-52 from km 3.1 to km 5.3	San Juan Trujillo Alto Caguas	Construction	2017	F	-	11,230,735	-	-	-	-	11,230,735	Project Phase Obligated in FY 2017
						TC	-	1,247,859	-	-	-	-	1,247,859	
						S	-	113,400	-	-	-	-	113,400	
						T	-	12,591,995	-	-	-	-	12,591,995	
2	AC-520141 TCN0522141 ZP-52(53) ZP-10, ZP-20, ZP-30	DTL Phase 1 - Unit 2 at PR-52 from km 5.3 to km. 6.9	San Juan Trujillo Alto Caguas	Construction	2017	F	-	10,285,442	-	-	-	-	10,285,442	Project Phase Obligated in FY 2017
						TC	-	1,142,827	-	-	-	-	1,142,827	
						S	-	108,000	-	-	-	-	108,000	
						T	-	11,536,269	-	-	-	-	11,536,269	
3	AC-520142 TCN0522142 ZP-52(54) ZP-10, ZP-20, ZP-30	DTL Phase 1 - Unit 3 at PR-52 from km 6.9 to km. 9.16	San Juan Trujillo Alto Caguas	Construction	2017	F	4,036,384	6,593,015	-	-	-	-	10,629,399	Project Phase Obligated in FY 2017
						TC	1,009,096	1,540,254	-	-	-	-	2,549,350	
						S	265,552	108,000	-	-	-	-	373,552	
						T	5,311,031	8,241,269	-	-	-	-	13,552,300	
Total Estimated Cost for DTL Phase 1						-	32,369,532	-	-	-	-	37,680,563		

GOVERNMENT OF PUERTO RICO
 PUERTO RICO DEPARTMENT OF TRANSPORTATION AND PUBLIC WORKS
 PUERTO RICO HIGHWAY AND TRANSPORTATION AUTHORITY
 TRANSPORTATION IMPROVEMENT PROGRAM
 FISCAL YEARS 2017-2020**
PROJECTS POSTPONED

Legend:
 F - Federal Funds
 TC - Toll Credits Funds
 S - State/Local Funds
 T - Total Funds

Núm.	AC-Code / Oracle # / Fed # / Program Code	Description	Town	Phase	Fed. Past Obligations / Locally Funded	TIP Fiscal Year				Future Investment	Total Est. Cost	Remarks	
						2017	2018	2019	2020				
PROJECTS POSTPONED													
1		Reversible Dynamic Toll Flyover Int. PR-2 and PR-22 (Kennedy-De Diego Expressway New Peak Period Access) Longitude .7kms	San Juan	NEPA	F	-	-	-	-	-	-	-	
					TC	-	-	-	-	-	-		
					S	-	-	-	-	-	-		
					T	-	-	-	-	-	-		
				Pre-Engineering	F	-	-	-	-	-	-		
					TC	-	-	-	-	-	-		
					S	-	-	-	-	-	-		
					T	-	-	-	-	-	-		
				Design	F	-	-	-	-	-	-		
					TC	-	-	-	-	-	-		
					S	-	-	-	-	-	-		
					T	-	-	-	-	-	-		
				ROW	F	-	-	-	-	-	-		
					TC	-	-	-	-	-	-		
					S	-	-	-	-	-	-		
					T	-	-	-	-	-	-		
Construction	F	-	-	-	-	-	9,998,533	9,998,533					
	TC	-	-	-	-	-	2,499,633	2,499,633					
	S	-	-	-	-	-	657,798	657,798					
	T	-	-	-	-	-	13,155,964	13,155,964					
Total Estimated Project Cost						-	-	-	-	-	13,155,964	13,155,964	
2	AC-047205 Y000472005 MP-472(2) ZP-10	Isabela Connector from PR-472 to PR-112	Isabela	NEPA	F	191,004	-	-	-	-	-	191,004	
					TC	47,751	-	-	-	-	-	47,751	
					S	6,325	-	-	-	-	-	6,325	
					T	245,080	-	-	-	-	-	245,080	
				Pre-Engineering	F	-	-	-	-	-	-	-	
					TC	-	-	-	-	-	-	-	
					S	-	-	-	-	-	-	-	
					T	-	-	-	-	-	-	-	
				Design	F	-	-	-	-	-	570,000	570,000	
					TC	-	-	-	-	-	142,500	142,500	
					S	-	-	-	-	-	37,500	37,500	
					T	-	-	-	-	-	750,000	750,000	
				ROW	F	-	-	-	-	-	570,000	570,000	
					TC	-	-	-	-	-	142,500	142,500	
					S	-	-	-	-	-	37,500	37,500	
					T	-	-	-	-	-	750,000	750,000	
Construction	F	-	-	-	-	-	3,403,560	3,403,560					
	TC	-	-	-	-	-	850,890	850,890					
	S	-	-	-	-	-	223,918	223,918					
	T	-	-	-	-	-	4,478,368	4,478,368					
Total Estimated Project Cost						245,080	-	-	-	-	5,978,368	6,223,448	

GOVERNMENT OF PUERTO RICO
 PUERTO RICO DEPARTMENT OF TRANSPORTATION AND PUBLIC WORKS
 PUERTO RICO HIGHWAY AND TRANSPORTATION AUTHORITY
 TRANSPORTATION IMPROVEMENT PROGRAM
 FISCAL YEARS 2017-2020**
PROJECTS POSTPONED

Legend:
 F - Federal Funds
 TC - Toll Credits Funds
 S - State/Local Funds
 T - Total Funds

Núm.	AC-Code / Oracle # / Fed # / Program Code	Description	Town	Phase	Fed. Past Obligations / Locally Funded	TIP Fiscal Year				Future Investment	Total Est. Cost	Remarks		
						2017	2018	2019	2020					
3	AC-100055 P000010155 QPI-10(47) ZP-20	Construction PR-10 from Utuado - Adjuntas from Sta. 72+20 to Sta. 89+10.00 Secc. IV Length 1.69	Utuado Adjuntas	NEPA	F	-	-	-	-	-	-	-		
					TC	-	-	-	-	-	-			
					S	-	-	-	-	-	-			
					T	-	-	-	-	-	-			
				Pre-Engineering	F	-	-	-	-	-	-	-	-	-
					TC	-	-	-	-	-	-	-	-	-
					S	812,101	-	-	-	-	-	-	812,101	-
					T	812,101	-	-	-	-	-	-	812,101	-
				Design	F	-	-	-	-	-	-	-	-	-
					TC	-	-	-	-	-	-	-	-	-
					S	-	-	-	-	-	-	-	-	-
					T	-	-	-	-	-	-	-	-	-
				ROW	F	-	-	-	-	-	-	2,403,500	2,403,500	Project has been Postponed
					TC	-	-	-	-	-	-	600,875	600,875	
					S	-	-	-	-	-	-	158,125	158,125	
T	-	-	-		-	-	-	3,162,500	3,162,500					
Construction	F	-	-	-	-	-	-	24,320,000	24,320,000					
	TC	-	-	-	-	-	-	6,080,000	6,080,000					
	S	-	-	-	-	-	-	1,600,000	1,600,000					
	T	-	-	-	-	-	-	32,000,000	32,000,000					
Total Estimated Project Cost					812,101	-	-	-	-	35,162,500	35,974,601			
4	AC-100069 R000010169 LP-10(63) ZP-10, ZP-20	PR-10 RELOCATION FROM STA. 37+80.00 HASTA STA. 57+00.00, SEC. II LENGTH 0.41	Utuado Adjuntas	NEPA	F	-	-	-	-	-	-	-		
					TC	-	-	-	-	-	-			
					S	-	-	-	-	-	-			
					T	-	-	-	-	-	-			
				Pre-Engineering	F	-	-	-	-	-	-	-	-	-
					TC	-	-	-	-	-	-	-	-	-
					S	4,760,663	-	-	-	-	-	-	4,760,663	-
					T	4,760,663	-	-	-	-	-	-	4,760,663	-
				Design	F	-	-	-	-	-	-	-	-	-
					TC	-	-	-	-	-	-	-	-	-
					S	-	-	-	-	-	-	-	-	-
					T	-	-	-	-	-	-	-	-	-
				ROW	F	2,247,828	-	-	-	-	-	-	2,247,828	
					TC	553,204	-	-	-	-	-	-	553,204	
					S	-	-	-	-	-	-	-	-	
T	2,801,031	-	-		-	-	-	-	2,801,031					
Construction	F	-	-	-	-	-	-	18,639,570	18,639,570	Project has been Postponed				
	TC	-	-	-	-	-	-	4,659,893	4,659,893					
	S	-	-	-	-	-	-	1,226,288	1,226,288					
	T	-	-	-	-	-	-	24,525,750	24,525,750					
Total Estimated Project Cost					7,561,694	-	-	-	-	24,525,750	32,087,444			

Fund Reconciliation

Re-obligation of Deobligated Projects

The following projects have been deobligated due to inactivity. They will be reobligated under the fiscal year stated with the funding that is available per funding code. This activity will not affect the fiscally constraint STIP. The availability of funds comes from the deobligated and liquidated projects.

Funding Code	Funding Available	Funding Programmed	Funding Code	Funding Available	Funding Programmed
MP1E	\$ 29,055.63	\$ 29,055.63	ZP20	\$ 35,835,820.34	\$ 35,835,820.34
MP2E	\$ 882,117.49	\$ 882,117.49	ZP30	\$ 23,413,169.21	\$ 23,413,169.21
MP3E	\$ 2,855,211.63	\$ 2,855,211.63			
ZP10	\$ 21,577,064.26	\$ 21,577,064.26			
			Total	\$ 84,592,438.56	\$ 84,592,438.56

Code	AC #	Description	Municipality	Project Phase	Num	Federal Share	Toll Credits	Total Federal Funds	State	Total Amount
MP-1E	014076	Bridge 1828, PR-140	Barceloneta	C	10	\$ 23,244.50	\$ 5,811.13	\$ 29,055.63	\$ -	\$ 29,055.63
MP-2E	200200	Design & NEPA Int. PR-2 and PR-114	Mayaguez	D - N	1	\$ 29,549.20	\$ 7,387.30	\$ 36,936.50	\$ -	\$ 36,936.50
	001870	DTL Phase 3	San Juan - Caguas - Trujillo Alto	C	7	\$ 384,524.80	\$ 96,131.20	\$ 480,656.00	\$ -	\$ 480,656.00
	800494	Traffic Signal Systems - PR-2	Moca - Hormigueros	C	19	\$ 291,619.99	\$ 72,905.00	\$ 364,524.99	\$ -	\$ 364,524.99
MP-3E	301127	Geometric and Safety Improvements, PR-3	Carolina	C	2	\$ 1,761,651.55	\$ 440,412.89	\$ 2,202,064.44	\$ -	\$ 2,202,064.44
	001870	DTL Phase 3	San Juan - Caguas - Trujillo Alto	C	7	\$ 522,517.75	\$ 130,629.44	\$ 653,147.19	\$ -	\$ 653,147.19
ZP-10	012327	Bridge 1355, PR-132	Adjuntas	D	8	\$ 72,000.00	\$ 18,000.00	\$ 90,000.00	\$ -	\$ 90,000.00
	013934	Bridge 284 PR-136 km 22.8	Ponce	C	9	\$ 89,233.60	\$ 22,308.40	\$ 111,542.00	\$ -	\$ 111,542.00
	014076	Bridge 1828, PR-140	Barceloneta	C	10	\$ 13,262.70	\$ 3,315.67	\$ 16,578.37	\$ -	\$ 16,578.37
	014514	Bridge 1130, PR-145	Ciales	C	11	\$ 180,916.00	\$ 45,229.00	\$ 226,145.00	\$ -	\$ 226,145.00
	800319	Bridge 172 Over Descalabrado River, PR-150	Coamo	C	12	\$ 279,537.60	\$ 69,884.40	\$ 349,422.00	\$ -	\$ 349,422.00
	801271	Bridge 172 Over Descalabrado River, PR-150	Coamo	C	16	\$ 964,895.20	\$ 241,223.80	\$ 1,206,119.00	\$ -	\$ 1,206,119.00
	017417	Bridge 2479, PR-174 km 14.0	Bayamon	D	13	\$ 240,000.00	\$ 60,000.00	\$ 300,000.00	\$ -	\$ 300,000.00
	062305	Bridge 1199, PR623 km 1.8	Arecibo	D	14	\$ 90,729.60	\$ 22,682.40	\$ 113,412.00	\$ -	\$ 113,412.00
	992904	Bridge 1851, PR-9929	San Lorenzo	C	15	\$ 134,714.40	\$ 33,678.60	\$ 168,393.00	\$ -	\$ 168,393.00
	800478	Bridges 631 - Cofresi & 1133 - Unknown	Vieques	D	17	\$ 267,243.20	\$ 66,810.80	\$ 334,054.00	\$ -	\$ 334,054.00
	520131	DTL Phase 2	San Juan - Caguas - Trujillo Alto	C	6	\$ 10,015,944.02	\$ 2,503,986.00	\$ 12,519,930.02	\$ -	\$ 12,519,930.02
	001870	DTL Phase 3	San Juan - Caguas - Trujillo Alto	C	7	\$ 4,913,175.10	\$ 1,228,293.77	\$ 6,141,468.87	\$ -	\$ 6,141,468.87
	ZP-20	200200	Design & NEPA Int. PR-2 and PR-114	Mayaguez	D - N	1	\$ 873,369.54	\$ 218,342.39	\$ 1,091,711.93	\$ 709,894.57
520120		Bridges 2271, 2335, 2370, 2372 on PR-52	Ponce	C	5	\$ 9,078,320.00	\$ 2,269,580.00	\$ 11,347,900.00	\$ 226,958.00	\$ 11,574,858.00
800494		Traffic Signal Systems - PR-2	Moca - Hormigueros	C	19	\$ 1,458,220.01	\$ 364,555.00	\$ 1,822,775.01	\$ -	\$ 1,822,775.01
000218		Feasibility Study Aguadilla Airport	Aguadilla	PE	21	\$ 521,680.00	\$ 130,420.00	\$ 652,100.00	\$ -	\$ 652,100.00
200277		TIGER Project - Caparra Interchange	Guaynabo	C	20	\$ 3,600,000.00	\$ 900,000.00	\$ 4,500,000.00	\$ -	\$ 4,500,000.00
220124		RFP NorthWest Corridor Hatillo-Aguadilla	Hatillo-Aguadilla	PE	18	\$ 800,000.00	\$ 200,000.00	\$ 1,000,000.00	\$ -	\$ 1,000,000.00
520131		DTL Phase 2	San Juan - Caguas - Trujillo Alto	C	6	\$ 4,004,000.00	\$ 1,001,000.00	\$ 5,005,000.00	\$ -	\$ 5,005,000.00
001870		DTL Phase 3	San Juan - Caguas - Trujillo Alto	C	7	\$ 8,333,066.72	\$ 2,083,266.68	\$ 10,416,333.40	\$ -	\$ 10,416,333.40
ZP-30	301127	Geometric and Safety Improvements, PR-3	Carolina	C	2	\$ 797,826.85	\$ 199,456.71	\$ 997,283.56	\$ -	\$ 997,283.56
	301141	Safety Improvements PR-3	Carolina - Rio Grande	C	3	\$ 5,144,832.00	\$ 1,286,208.00	\$ 6,431,040.00	\$ -	\$ 6,431,040.00
	520131	DTL Phase 2	San Juan - Caguas - Trujillo Alto	C	6	\$ 5,600,000.00	\$ 1,400,000.00	\$ 7,000,000.00	\$ -	\$ 7,000,000.00
	001870	DTL Phase 3	San Juan - Caguas - Trujillo Alto	C	7	\$ 5,757,684.52	\$ 1,439,421.13	\$ 7,197,105.65	\$ -	\$ 7,197,105.65
	003510	SJ Traffic Signal System & PR-1 Improvements	San Juan	C	4	\$ 1,430,192.00	\$ 357,548.00	\$ 1,787,740.00	\$ -	\$ 1,787,740.00
Grand Total						\$ 67,673,950.85	\$ 16,918,487.71	\$ 84,592,438.56	\$ 936,852.57	\$ 85,529,291.13

PUERTO RICO DEPARTMENT OF TRANSPORTATION AND PUBLIC WORKS
 PUERTO RICO HIGHWAY AND TRANSPORTATION AUTHORITY
 TRANSPORTATION IMPROVEMENT PROGRAM
 FISCAL YEARS 2017-2020**
DEOBLIGATED PROJECTS TO BE REOBLIGATED

Legend:
 F - Federal Funds
 TC - Toll Credits Funds
 S - State /Local Funds
 T - Total Funds

Núm.	AC-Code / Oracle # / Fed # / Program Code	Description	Town	Phase	Fed. Past Obligations /	TIP Fiscal Year				Future Investment	Total Est. Cost	Remarks		
						2017	2018	2019	2020					
1	AC-200200 P000002400 0002073 MP-2E, ZP-20	Design and NEPA Int. PR-2 and PR-114	Mayaguez	NEPA	F	-	-	-	-	-	-	-		
					TC	-	-	-	-	-	-			
					S	-	-	-	-	-	-			
					T	-	-	-	-	-	-			
				Pre-Engineering	F	-	-	-	-	-	-	-	-	-
					TC	-	-	-	-	-	-	-	-	-
					S	-	-	-	-	-	-	-	-	-
					T	-	-	-	-	-	-	-	-	-
				Design	F	-	-	902,919	-	-	-	-	-	902,919
					TC	-	-	225,730	-	-	-	-	-	225,730
					S	-	-	709,895	-	-	-	-	-	709,895
					T	-	-	1,838,543	-	-	-	-	-	1,838,543
				ROW	F	-	-	-	-	-	-	1,600,000	1,600,000	ROW programmed in the STIP
					TC	-	-	-	-	-	-	400,000	400,000	
					S	-	-	-	-	-	-	-	-	
					T	-	-	-	-	-	-	2,000,000	2,000,000	
Construction	F	-	-	-	-	-	-	16,606,000	16,606,000	Estimated Time of Completion 2023				
	TC	-	-	-	-	-	-	4,151,500	4,151,500					
	S	-	-	-	-	-	-	1,092,500	1,092,500					
	T	-	-	-	-	-	-	21,850,000	21,850,000					
Total Estimated Project Cost						-	-	1,838,543	-	-	23,850,000	25,688,543		
2	AC-301127 F000003327 0003041 MP-3E, ZP-30	Geometric and Safety Improvements, Highway PR-3 Intersection with UPR Hospital	Carolina	NEPA	F	-	-	-	-	-	-	-		
					TC	-	-	-	-	-	-			
					S	-	-	-	-	-	-			
					T	-	-	-	-	-	-			
				Pre-Engineering	F	-	-	-	-	-	-	-	-	
					TC	-	-	-	-	-	-	-	-	
					S	-	-	-	-	-	-	-	-	
					T	-	-	-	-	-	-	-	-	
				Design	F	-	-	-	-	-	-	-	-	
					TC	-	-	-	-	-	-	-	-	
					S	-	-	-	-	-	-	-	-	
					T	-	-	-	-	-	-	-	-	
				ROW	F	-	-	-	-	-	-	-	-	
					TC	-	-	-	-	-	-	-	-	
					S	-	-	-	-	-	-	-	-	
					T	-	-	-	-	-	-	-	-	
Construction	F	-	-	2,559,478	-	-	-	-	2,559,478					
	TC	-	-	639,870	-	-	-	-	639,870					
	S	-	-	-	-	-	-	-	-					
	T	-	-	3,199,348	-	-	-	-	3,199,348					
Total Estimated Project Cost						-	-	3,199,348	-	-	3,199,348			

PUERTO RICO DEPARTMENT OF TRANSPORTATION AND PUBLIC WORKS
 PUERTO RICO HIGHWAY AND TRANSPORTATION AUTHORITY
 TRANSPORTATION IMPROVEMENT PROGRAM
 FISCAL YEARS 2017-2020**
DEOBLIGATED PROJECTS TO BE REOBLIGATED

Legend:
 F - Federal Funds
 TC - Toll Credits Funds
 S - State /Local Funds
 T - Total Funds

Núm.	AC-Code / Oracle # / Fed # / Program Code	Description	Town	Phase	Fed. Past Obligations /	TIP Fiscal Year				Future Investment	Total Est. Cost	Remarks
						2017	2018	2019	2020			
3	AC-301141 F00003341 0003047 ZP-30	Safety Improvements PR-3	Carolina Grande	NEPA	F	-	-	-	-	-	-	-
					TC	-	-	-	-	-	-	
					S	-	-	-	-	-	-	
					T	-	-	-	-	-	-	
				Pre-Engineering	F	-	-	-	-	-	-	
					TC	-	-	-	-	-	-	
					S	-	-	-	-	-	-	
					T	-	-	-	-	-	-	
				Design	F	-	-	-	-	-	-	
					TC	-	-	-	-	-	-	
					S	-	-	-	-	-	-	
					T	-	-	-	-	-	-	
				ROW	F	-	-	-	-	-	-	
					TC	-	-	-	-	-	-	
					S	-	-	-	-	-	-	
					T	-	-	-	-	-	-	
Construction	F	-	-	5,144,832	-	-	5,144,832					
	TC	-	-	1,286,208	-	-	1,286,208					
	S	-	-	-	-	-	-					
	T	-	-	6,431,040	-	-	6,431,040					
Total Estimated Project Cost						-	-	6,431,040	-	-	6,431,040	
4	AC-003510 F000035010 0035001 ZP-30	San Juan Island Traffic Signal System and PR-1 Improvements	San Juan	NEPA	F	-	-	-	-	-	-	
					TC	-	-	-	-	-	-	
					S	-	-	-	-	-	-	
					T	-	-	-	-	-	-	
				Pre-Engineering	F	-	-	-	-	-	-	
					TC	-	-	-	-	-	-	
					S	-	-	-	-	-	-	
					T	-	-	-	-	-	-	
				Design	F	-	-	-	-	-	-	
					TC	-	-	-	-	-	-	
					S	-	-	-	-	-	-	
					T	-	-	-	-	-	-	
				ROW	F	-	-	-	-	-	-	
					TC	-	-	-	-	-	-	
					S	-	-	-	-	-	-	
					T	-	-	-	-	-	-	
Construction	F	-	-	1,430,192	-	-	1,430,192					
	TC	-	-	357,548	-	-	357,548					
	S	-	-	-	-	-	-					
	T	-	-	1,787,740	-	-	1,787,740					
Total Estimated Project Cost						-	-	1,787,740	-	-	1,787,740	

PUERTO RICO DEPARTMENT OF TRANSPORTATION AND PUBLIC WORKS
 PUERTO RICO HIGHWAY AND TRANSPORTATION AUTHORITY
 TRANSPORTATION IMPROVEMENT PROGRAM
 FISCAL YEARS 2017-2020**
DEOBLIGATED PROJECTS TO BE REOBLIGATED

Legend:
 F - Federal Funds
 TC - Toll Credits Funds
 S - State /Local Funds
 T - Total Funds

Núm.	AC-Code / Oracle # / Fed # / Program Code	Description	Town	Phase	Fed. Past Obligations /	TIP Fiscal Year				Future Investment	Total Est. Cost	Remarks	
						2017	2018	2019	2020				
5	AC-520120 B000522120 0052035 / 0052043 ZP-20	Implementation of Preventive Maintenance Protocol for Bridges 2267, 2271,2335,2370 and 2372 on Highway PR-52	Ponce	NEPA	F	-	-	-	-	-	-	-	
					TC	-	-	-	-	-	-		
					S	-	-	-	-	-	-		
					T	-	-	-	-	-	-		
				Pre-Engineering	F	-	-	-	-	-	-	-	-
					TC	-	-	-	-	-	-		
					S	-	-	-	-	-	-		
					T	-	-	-	-	-	-		
				Design	F	-	-	-	-	-	-	-	-
					TC	-	-	-	-	-	-		
					S	-	-	-	-	-	-		
					T	-	-	-	-	-	-		
				ROW	F	-	-	-	-	-	-	-	-
					TC	-	-	-	-	-	-		
					S	-	-	-	-	-	-		
					T	-	-	-	-	-	-		
Construction	F	-	-	9,600,000	-	-	-	9,600,000					
	TC	-	-	2,400,000	-	-	-	2,400,000					
	S	-	-	240,000	-	-	-	240,000					
	T	-	-	12,240,000	-	-	-	12,240,000					
Total Estimated Project Cost						-	-	12,240,000	-	-	12,240,000		
6	AC-520131 T000522131 0052044 ZP-10, ZP-20, ZP-30	Congestion Managed Lanes Dynamic Toll Operations PR- 52 km. 9.16 to km 13.96 - Phase 2		NEPA	F	-	-	-	-	-	-		
					TC	-	-	-	-	-	-		
					S	-	-	-	-	-	-		
					T	-	-	-	-	-	-		
				Pre-Engineering	F	-	-	-	-	-	-	-	
					TC	-	-	-	-	-	-		
					S	-	-	-	-	-	-		
					T	-	-	-	-	-	-		
				Design	F	-	-	-	-	-	-	-	
					TC	-	-	-	-	-	-		
					S	-	-	-	-	-	-		
					T	-	-	-	-	-	-		
				ROW	F	-	-	-	-	-	-	-	
					TC	-	-	-	-	-	-		
					S	-	-	-	-	-	-		
					T	-	-	-	-	-	-		
Construction	F	-	-	19,619,944	-	-	-	19,619,944					
	TC	-	-	4,904,986	-	-	-	4,904,986					
	S	-	-	-	-	-	-						
	T	-	-	24,524,930	-	-	-	24,524,930					
Total Estimated Project Cost						-	-	24,524,930	-	-	24,524,930		

PUERTO RICO DEPARTMENT OF TRANSPORTATION AND PUBLIC WORKS
 PUERTO RICO HIGHWAY AND TRANSPORTATION AUTHORITY
 TRANSPORTATION IMPROVEMENT PROGRAM
 FISCAL YEARS 2017-2020**
DEOBLIGATED PROJECTS TO BE REOBLIGATED

Legend:
 F - Federal Funds
 TC - Toll Credits Funds
 S - State /Local Funds
 T - Total Funds

Núm.	AC-Code / Oracle # / Fed # / Program Code	Description	Town	Phase	Fed. Past Obligations /	TIP Fiscal Year				Future Investment	Total Est. Cost	Remarks		
						2017	2018	2019	2020					
7	AC-001870 T000018070 0052045 MP-3E, ZP-10 ZP-20, ZP-30	Congestion Managed Lanes Dynamic Toll Operations PR- 52 km 4.7 to km. 6.4 - Phase 3		NEPA	F	-	-	-	-	-	-	-		
					TC	-	-	-	-	-	-			
					S	-	-	-	-	-	-			
					T	-	-	-	-	-	-			
		Unit 1 - From Station 45+00 to Station 52+00		Pre-Engineering	F	-	-	-	-	-	-	-	-	
					TC	-	-	-	-	-	-			
					S	-	-	-	-	-	-			
					T	-	-	-	-	-	-			
		Unit 2 - From Station 52+00 to Station 57+00		Design	F	-	-	-	-	-	-	-	-	
					TC	-	-	-	-	-	-			
					S	-	-	-	-	-	-			
					T	-	-	-	-	-	-			
		Unit 3 - From Station 57+00 to Station 63+00		ROW	F	-	-	-	-	-	-	-	-	
					TC	-	-	-	-	-	-			
					S	-	-	-	-	-	-			
					T	-	-	-	-	-	-			
Unit 4 - From Station 123+80 to Station 151+66		Construction	F	-	-	19,388,451	-	-	-	19,388,451	-			
			TC	-	-	4,847,113	-	-	-	4,847,113	-			
			S	-	-	-	-	-	-	-	-			
			T	-	-	24,235,564	-	-	-	24,235,564	-			
Total Estimated Project Cost					-	-	24,235,564	-	-	-	24,235,564			
8	AC-012327 B000123027 0123013	Rehabilitation and Scour Mitigation of Bridge 1355, Highway PR-132	Adjuntas	NEPA	F	-	-	-	-	-	-	-		
					TC	-	-	-	-	-	-			
					S	-	-	-	-	-	-			
					T	-	-	-	-	-	-			
				Pre-Engineering	F	-	-	-	-	-	-	-	-	-
					TC	-	-	-	-	-	-	-		
					S	-	-	-	-	-	-			
					T	-	-	-	-	-	-			
				Design	F	-	-	72,000	-	-	-	-	72,000	-
					TC	-	-	18,000	-	-	-	-	18,000	-
					S	-	-	-	-	-	-	-	-	
					T	-	-	90,000	-	-	-	90,000	-	
				ROW	F	-	-	-	-	-	-	-	-	-
					TC	-	-	-	-	-	-	-	-	
					S	-	-	-	-	-	-	-	-	
					T	-	-	-	-	-	-	-	-	
Construction	F	-	-	-	-	-	-	464,675	464,675	-				
	TC	-	-	-	-	-	-	116,169	116,169	-				
	S	-	-	-	-	-	-	-	-					
	T	-	-	-	-	-	-	580,843	580,843	-				
Total Estimated Project Cost					-	-	90,000	-	-	580,843	670,843			

PUERTO RICO DEPARTMENT OF TRANSPORTATION AND PUBLIC WORKS
 PUERTO RICO HIGHWAY AND TRANSPORTATION AUTHORITY
 TRANSPORTATION IMPROVEMENT PROGRAM
 FISCAL YEARS 2017-2020**
DEOBLIGATED PROJECTS TO BE REOBLIGATED

Legend:
 F - Federal Funds
 TC - Toll Credits Funds
 S - State /Local Funds
 T - Total Funds

Núm.	AC-Code / Oracle # / Fed # / Program Code	Description	Town	Phase	Fed. Past Obligations /	TIP Fiscal Year				Future Investment	Total Est. Cost	Remarks
						2017	2018	2019	2020			
9	AC-013934 B000139034 0139018 ZP-10	Rehabilitation of Bridge 284 Over Waterway, Highway PR- 139 km 22.8	Ponce	NEPA	F	-	-	-	-	-	-	-
					TC	-	-	-	-	-	-	
					S	-	-	-	-	-	-	
					T	-	-	-	-	-	-	
				Pre-Engineering	F	-	-	-	-	-	-	
					TC	-	-	-	-	-	-	
					S	-	-	-	-	-	-	
					T	-	-	-	-	-	-	
				Design	F	-	-	-	-	-	-	
					TC	-	-	-	-	-	-	
					S	-	-	-	-	-	-	
					T	-	-	-	-	-	-	
				ROW	F	-	-	-	-	-	-	
					TC	-	-	-	-	-	-	
					S	-	-	-	-	-	-	
					T	-	-	-	-	-	-	
Construction	F	-	-	89,234	-	-	89,234					
	TC	-	-	22,308	-	-	22,308					
	S	-	-	-	-	-	-					
	T	-	-	111,542	-	-	111,542					
Total Estimated Project Cost						-	-	111,542	-	-	111,542	
10	AC-014076 B000140076 0140027 MP-1E, ZP-10	Replacement of Bridge 1828, Highway PR-140	Barceloneta	NEPA	F	-	-	-	-	-	-	
					TC	-	-	-	-	-	-	
					S	-	-	-	-	-	-	
					T	-	-	-	-	-	-	
				Pre-Engineering	F	-	-	-	-	-	-	
					TC	-	-	-	-	-	-	
					S	-	-	-	-	-	-	
					T	-	-	-	-	-	-	
				Design	F	-	-	-	-	-	-	
					TC	-	-	-	-	-	-	
					S	-	-	-	-	-	-	
					T	-	-	-	-	-	-	
				ROW	F	-	-	-	-	-	-	
					TC	-	-	-	-	-	-	
					S	-	-	-	-	-	-	
					T	-	-	-	-	-	-	
Construction	F	-	-	36,507	-	-	36,507					
	TC	-	-	9,127	-	-	9,127					
	S	-	-	-	-	-	-					
	T	-	-	45,634	-	-	45,634					
Total Estimated Project Cost						-	-	45,634	-	-	45,634	

PUERTO RICO DEPARTMENT OF TRANSPORTATION AND PUBLIC WORKS
 PUERTO RICO HIGHWAY AND TRANSPORTATION AUTHORITY
 TRANSPORTATION IMPROVEMENT PROGRAM
 FISCAL YEARS 2017-2020**
DEOBLIGATED PROJECTS TO BE REOBLIGATED

Legend:
 F - Federal Funds
 TC - Toll Credits Funds
 S - State /Local Funds
 T - Total Funds

Núm.	AC-Code / Oracle # / Fed # / Program Code	Description	Town	Phase	Fed. Past Obligations /	TIP Fiscal Year				Future Investment	Total Est. Cost	Remarks
						2017	2018	2019	2020			
11	AC-014514 B000145014 0145007 ZP-10	Replacement of Bridge 1130, Highway PR-145	Ciales	NEPA	F	-	-	-	-	-	-	-
					TC	-	-	-	-	-	-	
					S	-	-	-	-	-	-	
					T	-	-	-	-	-	-	
				Pre-Engineering	F	-	-	-	-	-	-	-
					TC	-	-	-	-	-	-	
					S	-	-	-	-	-	-	
					T	-	-	-	-	-	-	
				Design	F	-	-	-	-	-	-	-
					TC	-	-	-	-	-	-	
					S	-	-	-	-	-	-	
					T	-	-	-	-	-	-	
				ROW	F	-	-	-	-	-	-	-
					TC	-	-	-	-	-	-	
					S	-	-	-	-	-	-	
					T	-	-	-	-	-	-	
Construction	F	-	-	180,916	-	-	180,916					
	TC	-	-	45,229	-	-	45,229					
	S	-	-	-	-	-	-					
	T	-	-	226,145	-	-	226,145					
Total Estimated Project Cost						-	-	226,145	-	-	226,145	
12	AC-800319 B009999319 0150008 ZP-10	Replacement of Bridge Over Descalabrado River, Highway PR-150	Coamo	NEPA	F	-	-	-	-	-	-	-
					TC	-	-	-	-	-	-	
					S	-	-	-	-	-	-	
					T	-	-	-	-	-	-	
				Pre-Engineering	F	-	-	-	-	-	-	
					TC	-	-	-	-	-	-	
					S	-	-	-	-	-	-	
					T	-	-	-	-	-	-	
				Design	F	-	-	-	-	-	-	
					TC	-	-	-	-	-	-	
					S	-	-	-	-	-	-	
					T	-	-	-	-	-	-	
				ROW	F	-	-	-	-	-	-	
					TC	-	-	-	-	-	-	
					S	-	-	-	-	-	-	
					T	-	-	-	-	-	-	
Construction	F	-	-	279,537	-	-	279,537					
	TC	-	-	69,884	-	-	69,884					
	S	-	-	-	-	-	-					
	T	-	-	349,422	-	-	349,422					
Total Estimated Project Cost						-	-	349,422	-	-	349,422	

PUERTO RICO DEPARTMENT OF TRANSPORTATION AND PUBLIC WORKS
 PUERTO RICO HIGHWAY AND TRANSPORTATION AUTHORITY
 TRANSPORTATION IMPROVEMENT PROGRAM
 FISCAL YEARS 2017-2020**
DEOBLIGATED PROJECTS TO BE REOBLIGATED

Legend:
 F - Federal Funds
 TC - Toll Credits Funds
 S - State /Local Funds
 T - Total Funds

Núm.	AC-Code / Oracle # / Fed # / Program Code	Description	Town	Phase	Fed. Past Obligations /	TIP Fiscal Year				Future Investment	Total Est. Cost	Remarks	
						2017	2018	2019	2020				
13	AC-017417 B000174017 0174011 ZP-10	Replacement of Bridge 2479, Highway PR-174 km 14.0	Bayamon	NEPA	F	-	-	-	-	-	-	-	
					TC	-	-	-	-	-	-		
					S	-	-	-	-	-	-		
					T	-	-	-	-	-	-		
				Pre-Engineering	F	-	-	-	-	-	-	-	-
					TC	-	-	-	-	-	-		
					S	-	-	-	-	-	-		
					T	-	-	-	-	-	-		
				Design	F	-	-	240,000	-	-	-	-	240,000
					TC	-	-	60,000	-	-	-	-	60,000
					S	-	-	-	-	-	-	-	-
					T	-	-	300,000	-	-	-	-	300,000
				ROW	F	-	-	-	-	-	-	-	-
					TC	-	-	-	-	-	-	-	-
					S	-	-	-	-	-	-	-	-
					T	-	-	-	-	-	-	-	-
Construction	F	-	-	-	-	-	-	4,147,650	4,147,650				
	TC	-	-	-	-	-	-	1,036,913	1,036,913				
	S	-	-	-	-	-	-	-	-				
	T	-	-	-	-	-	-	5,184,563	5,184,563				
Total Estimated Project Cost					-	-	300,000	-	-	5,184,563	5,484,563		
14	AC-062305 B000623005 0623001 ZP-10	Rehabilitation of Bridge 1199, Highway PR-623 km 1.8	Arecibo	NEPA	F	-	-	-	-	-	-	-	
					TC	-	-	-	-	-	-		
					S	-	-	-	-	-	-		
					T	-	-	-	-	-	-		
				Pre-Engineering	F	-	-	-	-	-	-	-	-
					TC	-	-	-	-	-	-	-	-
					S	-	-	-	-	-	-	-	-
					T	-	-	-	-	-	-	-	-
				Design	F	-	-	90,730	-	-	-	-	90,730
					TC	-	-	22,682	-	-	-	-	22,682
					S	-	-	-	-	-	-	-	-
					T	-	-	113,412	-	-	-	-	113,412
				ROW	F	-	-	-	-	-	-	-	-
					TC	-	-	-	-	-	-	-	-
					S	-	-	-	-	-	-	-	-
					T	-	-	-	-	-	-	-	-
Construction	F	-	-	-	-	-	-	449,906	449,906				
	TC	-	-	-	-	-	-	112,477	112,477				
	S	-	-	-	-	-	-	-	-				
	T	-	-	-	-	-	-	562,383	562,383				
Total Estimated Project Cost					-	-	113,412	-	-	562,383	675,795		

PUERTO RICO DEPARTMENT OF TRANSPORTATION AND PUBLIC WORKS
 PUERTO RICO HIGHWAY AND TRANSPORTATION AUTHORITY
 TRANSPORTATION IMPROVEMENT PROGRAM
 FISCAL YEARS 2017-2020**
DEOBLIGATED PROJECTS TO BE REOBLIGATED

Legend:
 F - Federal Funds
 TC - Toll Credits Funds
 S - State /Local Funds
 T - Total Funds

Núm.	AC-Code / Oracle # / Fed # / Program Code	Description	Town	Phase	Fed. Past Obligations /	TIP Fiscal Year				Future Investment	Total Est. Cost	Remarks	
						2017	2018	2019	2020				
15	AC-992904 B009929004 9929001 ZP-10	Replacement of Bridge 1851, Highway PR-9929	San Lorenzo	NEPA	F	-	-	-	-	-	-	-	
					TC	-	-	-	-	-	-		
					S	-	-	-	-	-	-		
					T	-	-	-	-	-	-		
				Pre-Engineering	F	-	-	-	-	-	-	-	-
					TC	-	-	-	-	-	-		
					S	-	-	-	-	-	-		
					T	-	-	-	-	-	-		
				Design	F	-	-	-	-	-	-	-	-
					TC	-	-	-	-	-	-		
					S	-	-	-	-	-	-		
					T	-	-	-	-	-	-		
				ROW	F	-	-	-	-	-	-	-	-
					TC	-	-	-	-	-	-		
					S	-	-	-	-	-	-		
					T	-	-	-	-	-	-		
Construction	F	-	-	134,714	-	-	134,714						
	TC	-	-	33,679	-	-	33,679						
	S	-	-	-	-	-	-						
	T	-	-	168,393	-	-	168,393						
Total Estimated Project Cost						-	-	168,393	-	-	168,393		
16	AC-801271 B010014271 9999122 ZP-10	Replacement of Bridge 172 over Descalabrado River, Highway PR-14	Coamo	NEPA	F	-	-	-	-	-	-	-	
					TC	-	-	-	-	-	-		
					S	-	-	-	-	-	-		
					T	-	-	-	-	-	-		
				Pre-Engineering	F	-	-	-	-	-	-	-	
					TC	-	-	-	-	-	-		
					S	-	-	-	-	-	-		
					T	-	-	-	-	-	-		
				Design	F	-	-	-	-	-	-		
					TC	-	-	-	-	-	-		
					S	-	-	-	-	-	-		
					T	-	-	-	-	-	-		
				ROW	F	-	-	-	-	-	-		
					TC	-	-	-	-	-	-		
					S	-	-	-	-	-	-		
					T	-	-	-	-	-	-		
Construction	F	-	-	964,895	-	-	964,895						
	TC	-	-	241,224	-	-	241,224						
	S	-	-	-	-	-	-						
	T	-	-	1,206,119	-	-	1,206,119						
Total Estimated Project Cost						-	-	1,206,119	-	-	1,206,119		

PUERTO RICO DEPARTMENT OF TRANSPORTATION AND PUBLIC WORKS
 PUERTO RICO HIGHWAY AND TRANSPORTATION AUTHORITY
 TRANSPORTATION IMPROVEMENT PROGRAM
 FISCAL YEARS 2017-2020**
DEOBLIGATED PROJECTS TO BE REOBLIGATED

Legend:
 F - Federal Funds
 TC - Toll Credits Funds
 S - State /Local Funds
 T - Total Funds

Núm.	AC-Code / Oracle # / Fed # / Program Code	Description	Town	Phase	Fed. Past Obligations /	TIP Fiscal Year				Future Investment	Total Est. Cost	Remarks	
						2017	2018	2019	2020				
17	AC-800478 B009999478 9999207 ZP-10	Replacement of Bridge 631 over Cofresi Crrek PR-200R km. 0.1 and NO. 1133 Unknown Creek Progreso ST. PR-200	Vieques	NEPA	F	-	-	-	-	-	-	-	
					TC	-	-	-	-	-	-		
					S	-	-	-	-	-	-		
					T	-	-	-	-	-	-		
				Pre-Engineering	F	-	-	-	-	-	-	-	-
					TC	-	-	-	-	-	-	-	
					S	-	-	-	-	-	-		
					T	-	-	-	-	-	-		
				Design	F	-	-	267,243	-	-	-	-	267,243
					TC	-	-	66,811	-	-	-	-	66,811
					S	-	-	-	-	-	-	-	-
					T	-	-	334,054	-	-	-	-	334,054
				ROW	F	-	-	-	-	-	-	-	-
					TC	-	-	-	-	-	-	-	-
					S	-	-	-	-	-	-	-	-
T	-	-	-		-	-	-	-	-				
Construction	F	-	-	-	-	-	-	1,419,200	1,419,200				
	TC	-	-	-	-	-	-	354,800	354,800				
	S	-	-	-	-	-	-	-	-				
	T	-	-	-	-	-	-	1,774,000	1,774,000				
Total Estimated Project Cost						-	-	334,054	-	-	1,774,000	2,108,054	
18	AC-220124 T000022224 9999238 ZP-20	RFP Northwest Corridor Access Modification, Management and Financial Plan		NEPA	F	-	-	-	-	-	-	-	
					TC	-	-	-	-	-	-		
					S	-	-	-	-	-	-		
					T	-	-	-	-	-	-		
				Pre-Engineering	F	-	-	800,000	-	-	-	-	800,000
					TC	-	-	200,000	-	-	-	-	200,000
					S	-	-	-	-	-	-	-	-
					T	-	-	1,000,000	-	-	-	-	1,000,000
				Design	F	-	-	-	-	-	-	-	-
					TC	-	-	-	-	-	-	-	-
					S	-	-	-	-	-	-	-	-
					T	-	-	-	-	-	-	-	-
				ROW	F	-	-	-	-	-	-	-	-
					TC	-	-	-	-	-	-	-	-
					S	-	-	-	-	-	-	-	-
T	-	-	-		-	-	-	-	-				
Construction	F	-	-	-	-	-	-	-	-				
	TC	-	-	-	-	-	-	-	-				
	S	-	-	-	-	-	-	-	-				
	T	-	-	-	-	-	-	-	-				
Total Estimated Project Cost						-	-	1,000,000	-	-	-	1,000,000	

PUERTO RICO DEPARTMENT OF TRANSPORTATION AND PUBLIC WORKS
 PUERTO RICO HIGHWAY AND TRANSPORTATION AUTHORITY
 TRANSPORTATION IMPROVEMENT PROGRAM
 FISCAL YEARS 2017-2020**
DEOBLIGATED PROJECTS TO BE REOBLIGATED

Legend:
 F - Federal Funds
 TC - Toll Credits Funds
 S - State /Local Funds
 T - Total Funds

Núm.	AC-Code / Oracle # / Fed # / Program Code	Description	Town	Phase	Fed. Past Obligations /	TIP Fiscal Year				Future Investment	Total Est. Cost	Remarks
						2017	2018	2019	2020			
19	AC-800494 L009999494 9999225 MP-2E, ZP-20	Traffic Signal Systems Preventive Maintenance and Emergency Repair Services PR- 2	Moca Hormigueros	NEPA	F	-	-	-	-	-	-	-
					TC	-	-	-	-	-	-	
					S	-	-	-	-	-	-	
					T	-	-	-	-	-	-	
				Pre-Engineering	F	-	-	-	-	-	-	
					TC	-	-	-	-	-	-	
					S	-	-	-	-	-	-	
					T	-	-	-	-	-	-	
				Design	F	-	-	-	-	-	-	
					TC	-	-	-	-	-	-	
					S	-	-	-	-	-	-	
					T	-	-	-	-	-	-	
				ROW	F	-	-	-	-	-	-	
					TC	-	-	-	-	-	-	
					S	-	-	-	-	-	-	
T	-	-	-		-	-	-					
Construction	F	-	-	1,749,840	-	-	-					
	TC	-	-	437,460	-	-	-					
	S	-	-	-	-	-	-					
	T	-	-	2,187,300	-	-	2,187,300					
Total Estimated Project Cost						-	-	2,187,300	-	-	2,187,300	
20	AC-200277 M000002477 TIGER	Tiger Project - Caparra Interchange Improvements - State Funding to be Paid with Federal Funds	Guaynabo	NEPA	F	-	-	-	-	-	-	-
					TC	-	-	-	-	-	-	
					S	-	-	-	-	-	-	
					T	-	-	-	-	-	-	
				Pre-Engineering	F	-	-	-	-	-	-	
					TC	-	-	-	-	-	-	
					S	-	-	-	-	-	-	
					T	-	-	-	-	-	-	
				Design	F	-	-	-	-	-	-	
					TC	-	-	-	-	-	-	
					S	-	-	-	-	-	-	
					T	-	-	-	-	-	-	
				ROW	F	-	-	-	-	-	-	
					TC	-	-	-	-	-	-	
					S	-	-	-	-	-	-	
T	-	-	-		-	-	-					
Construction	F	-	-	3,600,000	-	-	-					
	TC	-	-	900,000	-	-	-					
	S	-	-	-	-	-	-					
	T	-	-	4,500,000	-	-	4,500,000					
Total Estimated Project Cost						-	-	4,500,000	-	-	4,500,000	

PUERTO RICO DEPARTMENT OF TRANSPORTATION AND PUBLIC WORKS
 PUERTO RICO HIGHWAY AND TRANSPORTATION AUTHORITY
 TRANSPORTATION IMPROVEMENT PROGRAM
 FISCAL YEARS 2017-2020**
DEOBLIGATED PROJECTS TO BE REOBLIGATED

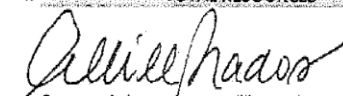
Legend:
 F - Federal Funds
 TC - Toll Credits Funds
 S - State /Local Funds
 T - Total Funds


Núm.	AC-Code / Oracle # / Fed # / Program Code	Description	Town	Phase	Fed. Past Obligations /	TIP Fiscal Year				Future Investment	Total Est. Cost	Remarks
						2017	2018	2019	2020			
				NEPA	F -	-	-	-	-	-	-	
					TC -	-	-	-	-	-	-	
					S -	-	-	-	-	-	-	
					T							
				Pre-Engineering	F	636,331	-	521,680	-	-	1,158,011	Additional Funding to be used from the available balance of the the deobligated projects.
					TC	156,605	-	130,420	-	-	287,025	
					S	203,405	-	-	-	203,405		
					T	996,340		652,100			1,648,440	
				Design	F	-	-	-	-	-	-	
					TC	-	-	-	-	-	-	
					S	-	-	-	-	-	-	
					T							
				ROW	F	-	-	-	-	800,000	800,000	Programmed in the STIP for FY 2019
					TC	-	-	-	-	200,000	200,000	
					S	-	-	-	-	-	-	
					T					1,000,000	1,000,000	
				Construction	F	-	-	-	-	3,800,000	-	Programmed in the STIP under "Future Investment"
					TC	-	-	-	-	950,000	-	
					S	-	-	-	-	250,000	-	
					T					5,000,000	5,000,000	
Total Estimated Project Cost						996,340	-	652,100	-	-	6,000,000	7,648,440

21

PUERTO RICO HIGHWAY AND TRANSPORTATION AUTHORITY
INVESTMENT PROGRAM (IN THOUSANDS)

RESOURCES					
	2015-2016	2016-2017	2017-2018	2018-2019	2019-2020
1 GASOLINE TAX REVENUE	\$ 158,000	-	\$ 146,000	\$ 145,000	\$ 146,000
2 DIESEL OIL TAXES	9,000	-	12,000	12,000	12,000
3 MOTOR VEHICLE LICENSE FEES	92,600	60,000	93,000	93,000	93,000
4 TOLL REVENUES	128,400	128,000	137,000	138,000	140,000
5 PETROLEUM TAX REVENUE	177,220	140,000	135,000	126,000	126,000
6 CIGARETTE TAXES	20,000	20,000	20,000	20,000	20,000
7 INVESTMENT INCOME	10,000	-	-	-	-
8 TOTAL REVENUES FROM TAXES AND INTEREST	595,220	348,000	543,000	534,000	537,000
9 FEDERAL AID - FHWA & EARMARKED PROJECTS	130,000	130,000	135,000	140,000	145,000
10 FEDERAL AID-FTA FOR TREN URBANO MAINTENANCE	15,000	20,000	20,000	20,000	20,000
11 TOTAL FEDERAL FUNDS	145,000	150,000	155,000	160,000	165,000
12 LOCAL APPROPRIATIONS	10,000	-	-	-	-
13 TOTAL FEDERAL AND LOCAL FUNDS	155,000	150,000	155,000	160,000	165,000
14 TRANSIT REVENUES	12,000	10,000	10,200	10,404	10,612
15 ELECTRONIC TOLL FINES	10,000	10,000	10,200	10,404	10,612
16 OTHER INCOME	25,800	5,300	5,406	5,514	5,624
17 TOTAL OTHER INCOME	47,800	25,300	25,806	26,322	26,849
18 TOTAL REVENUES	\$ 798,020	\$ 523,300	\$ 723,806	\$ 720,322	\$ 728,849
PROGRAM EXPENDITURES					
	2015-2016	2016-2017	2017-2018	2018-2019	2019-2020
19 RIGHT OF WAY	\$ 10,000	\$ 10,000	\$ 10,000	\$ 10,000	\$ 10,000
20 DESIGN	10,000	10,000	10,000	10,000	10,000
21 CONSTRUCTION LOCAL	14,200	15,000	15,000	15,000	15,000
23 CONSTRUCTION FEDERAL (FHWA)	130,000	130,000	135,000	140,000	145,000
24 SUB TOTAL	164,200	165,000	170,000	175,000	180,000
25 SALARIES AND FRINGE BENEFITS	47,848	47,475	48,425	49,393	50,381
27 OTHER OPERATIONAL EXPENSES	5,800	3,525	3,596	3,667	3,741
28 OPERATIONAL CONSTRUCTION PROGRAM	53,648	51,000	52,020	53,060	54,122
29 LITIGATION RESERVE	8,800	8,000	8,160	8,863	9,520
30 RIGHT OF WAY PAYMENTS	27,000	21,000	16,960	15,299	13,605
31 TOTAL CONSTRUCTION PROGRAM	253,648	245,000	247,140	249,223	251,247
32 SALARIES AND FRINGE BENEFITS	46,902	44,056	44,937	45,836	46,753
33 OTHER OPERATIONAL EXPENSES	16,325	12,566	12,817	13,074	13,335
34 TREN URBANO AND FEEDER BUSES	81,754	78,974	80,553	82,165	83,808
35 AUTOPISTAS	35,525	32,704	33,358	34,025	34,706
36 TOTAL OPERATIONAL COSTS	180,506	168,300	171,666	175,099	178,601
37 TOTAL CONSTRUCTION AND OPERATIONAL COSTS	\$ 434,154	\$ 413,300	\$ 418,806	\$ 424,322	\$ 429,849
DEBT SERVICE					
	2015-2016	2016-2017	2017-2018	2018-2019	2019-2020
38 EXISTING DEBT SERVICE (Principal)	\$ 102,926	-	-	-	-
39 EXISTING DEBT SERVICE (Interest)	244,263	-	195,000	186,000	189,000
41 TOTAL BOND DEBT SERVICE	347,189	-	195,000	186,000	189,000
42 INTEREST ON GDB LINES OF CREDIT	-	110,000	110,000	110,000	110,000
43 TOTAL DEBT SERVICE	347,189	110,000	305,000	296,000	299,000
44 TOTAL FINANCING EXPENDITURES	347,189	110,000	305,000	296,000	299,000
45 TOTAL EXPENDITURES	\$ 781,343	\$ 523,300	\$ 723,806	\$ 720,322	\$ 728,849
46 FINANCING	16,677	-	-	-	-
47 TOTAL RESOURCES	\$ 798,020	\$ 523,300	\$ 723,806	\$ 720,322	\$ 728,849


 Recomendado por Carmen Villar Prados
 Director Ejecutivo


 Preparado por Cesar Gandiaga
 Director Ejecutivo Auxiliar de Administracion y Finanzas

6/3/16

Las cifras presentadas son estimados basadas en la experiencia y en los datos que tenemos a la mano al preparar este documento.

Esta tabla de Inversion es valida para los años aquí presentados siempre que los ingresos legislados que son estimados se materializen.
 Si por alguna razon la Autoridad no recibe alguno o la totalidad de los ingresos legislados esta tabla tendria que ser ajustada a esa nueva realidad.