



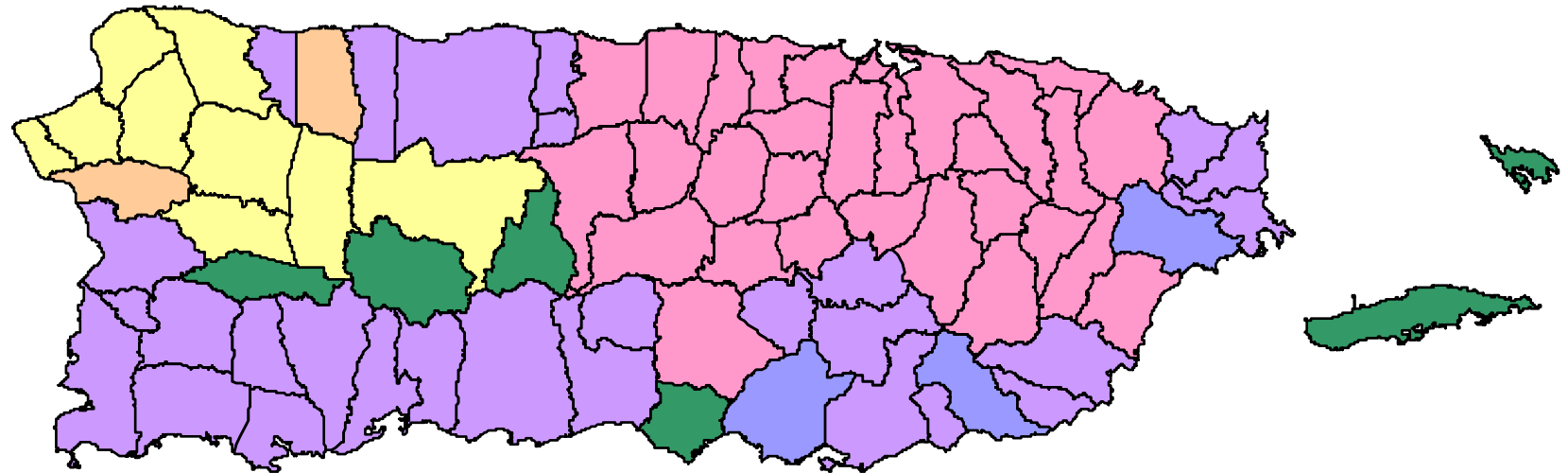




*Government of Puerto Rico*  
*Puerto Rico Department of Transportation and Public Works*  
*Puerto Rico Highway and Transportation Authority*

-  *San Juan Urbanized Area (SJUA)*
-  *Urbanized Areas Under 200,000 Population (UZA)*
-  *Aguadilla Urbanized Area (AUA)*
-  *Nonurbanized Area*



*Statewide Transportation Improvement Program (STIP)*

*Fiscal Year 2019-2022*

June 4, 2019-Final

**Administrative Modification #1**





*Government of Puerto Rico*  
*Puerto Rico Department of Transportation and Public Works*  
*Puerto Rico Highway and Transportation Authority*

***Statewide Transportation Improvement Program (STIP)***

***Fiscal Years 2019-2022***

*The preparation of this document was financed in part through a grant from the U.S. Department of Transportation, Federal Transit Administration, and Federal Highway Administration under Chapter 53 of 49 U.S.C. and 23 U.S.C.*



## INTRODUCTION

The Puerto Rico Department of Transportation and Public Works (PRDTPW), as the umbrella agency for transportation, and the Puerto Rico Highways and Transportation Authority (PRHTA) prepare this Statewide Transportation Improvement Program (STIP), which includes the proposed distribution, by projects, of the federal funds assigned to Puerto Rico for the fiscal years of 2019 to 2022, through programs of the Federal Highway Administration (FHWA) and the Federal Transit Administration (FTA), to which it is presented for joint approval.

This STIP includes transit and highway projects for both urbanized and non-urbanized (rural) areas, thus covering all of Puerto Rico. Programmed projects result from a planning process that is in accordance with 23 USC 420 and 511, 49 USC and all other relevant federal or Commonwealth legislation. The portion of the STIP corresponding to the metropolitan and urbanized areas was developed in cooperation with the Metropolitan Planning Organization (MPO). The members of the MPO include representatives from municipal governments (Mayors) and State involved in transportation issues as well as operators of Mass Transportation Systems and State-Level Planning Agencies. The MPO's were provided with estimates of available Federal funds which can be utilized in developing the Transportation Improvement Programs (TIP). The TIP's were included without modification in the STIP, once approved by the MPO.

The PRDTPW provides for public involvement in development of this STIP. As part of the public participation process and complying with the federal regulations, the PRDTPW also considers petitions of projects from the municipalities, agencies and the general public.

The STIP includes:

- 1- A list of priorities transportation projects proposed to be carried out in the first 4 years.
- 2- Cover a period of not less than 4 years.
- 3- Contain only projects consistent with the statewide plan.

Is financially constrained by year and include financial information to demonstrate which projects are to be implemented.

This document includes the priority list of proposed projects that are to be undertaken by year, consistent with the transportation plan and are financially constrained. Projects included in the Annual Element can be implemented using the allocation of funds for Fiscal Year 2019 and carryover funds.

General transportation priorities are defined as follows:

- 1- Regional projects, projects which involve several municipalities
- 2- Public transportation projects of high impact and investment
- 3- Carryover projects
- 4- Continuity projects
- 5- Construction of transportation facilities
- 6- Improvements of existing transportation facilities
- 7- Construction of shelters/stop for transportation services
- 8- Acquisition of transit and paratransit vehicles to start, maintain or expand local and regional services
- 9- Preventive maintenance cost for transit vehicles
- 10- Operational assistant to paratransit services
- 11- Construction of facilities for maintenance garage for transit vehicles
- 12- Transit enhancement
- 13- Transit security and transit safety projects
- 14- Transportation projects for elderly and handicapped
- 15- Capital and operating expenses that support new public transportation services and alternatives beyond those required by the Americans with Disabilities Act of 1990 (ADA)
- 16- Capital, planning, and operating expenses that support the development and maintenance of transportation services designed to transport low-income individuals to and from jobs and activities related to their employment and to support reverse commute projects.
- 17- State of Good Repair Program
- 18- Bus and Bus Facilities Program

Through an established process as describe in the State Management Plan (SMP), the Public Involvement Plan (PIP) and the MPO Internal Regulations, see (<http://act.dtop.pr.gov/index.php/coordinacion-federal/>), the State solicits and identifies projects from Urbanized and Non-Urbanized, to be include in TIP/STIP Programs.

The STIP is presented in self-explanatory tables with projects organized by priority by mode of transportation and type of Highways projects. This document is divided in two mayor components, the mass transportation projects, carryout with FTA funds and the highways projects, carryout with FHWA funds. Both components are divided by Urbanized and Non-Urbanized projects. The mass transportation projects are identifying by the different FTA programs, being the carryover projects the first listed on each Program.

The Annual Element is presented as part of the Four Year Program.

Since the beginning of the requirement that MPO's be constituted and because of the wide powers and resources that the PRDTPW has in our relatively small Island, this Agency was designated as the operational and technical staff of the MPO for all the urbanized areas in Puerto Rico.

To assure a forum for cooperative decision-making in the planning process, this MPO makes policy and programming decisions through three Policy Committees.

The first Policy Board Committee is for the San Juan Urbanized Area (SJUA), defined by the 2010 Census as falling in the funding category of areas with over one million inhabitants and comprising the following thirty-eight (38) municipalities:

<b>Comprising Municipalities – San Juan Urbanized Area (SJUA)</b>			
Aguas Buenas	Cidra	Loíza	San Juan
Aibonito	Coamo	Manatí	San Lorenzo
Barranquitas	Comerio	Maunabo	Toa Baja
Bayamón	Corozal	Morovis	Toa Alta
Caguas	Dorado	Naguabo	Trujillo Alto
Canóvanas	Guaynabo	Naranjito	Vega Alta
Carolina	Gurabo	Orocovis	Vega Baja
Cataño	Humacao	Patillas	Yabucoa
Cayey	Juncos	Río Grande	
Ciales	Las Piedras	Salinas	

The second Policy Board Committee is for Urbanized Area of Aguadilla (AUA), which falls in the funding category of areas with over 200,000 and less than one million inhabitants. It is defined as comprising the following eleven (11) municipalities:

<b>Comprising Municipalities – Aguadilla Urbanized Area (AUA)</b>			
Aguada	Camuy	Las Marías	Rincón
Aguadilla	Isabela	Moca	Utua
Añasco	Lares	San Sebastián	

The third Policy Board Committee is for Urbanized Areas Under 200,000 Population (UZA), which falls in the funding category of areas with under 200,000 and over than 50,000 in population. It is defined as comprising the following twenty-nine (29) municipalities:

<b>Urbanized Area</b>	<b>Comprising Municipalities – UZA</b>
Arecibo	Arecibo, Camuy, Hatillo, Quebradillas
Fajardo	Ceiba, Fajardo, Luquillo, Naguabo
Florida-Imbéry-Barceloneta	Arecibo, Barceloneta, Florida, Manatí
Guayama	Arroyo, Guayama, Patillas, Salinas
Juana Díaz	Juana Díaz, Villalba
Mayagüez	Añasco, Hormigueros, Mayagüez
Ponce	Ponce
San Germán – Cabo Rojo	Cabo Rojo, Lajas, Sabana Grande, San Germán
Yauco	Guánica, Guayanilla, Peñuelas, Yauco

The Policy Board Committee also includes representatives from the following agencies involved with the transportation issues:

- ☐ Voting Members:
  - i. The Secretary of the Puerto Rico Department of Transportation and Public Works (PRDTPW)
  - ii. The Executive Director of the Puerto Rico Highways and Transportation Authority (PRHTA)
  - iii. The Executive Director of the Puerto Rico Integrated Transit Authority (PRITA)

- iv. The Executive Director of the Maritime Transportation Authority (MTA)
- v. The President and General Manager of the Metropolitan Bus Authority (MBA)
- vi. The Executive Director of the Port Authority (PA)
- vii. The Chairman of the Planning Board (PB)
- viii. The President of the Public Services Commission (PSC)
- ix. The Executive Director of the Permissions Management Office (PMO)
- x. The President of the Environmental Quality Board (EQB)
- xi. The Secretary of the Department of Environmental and Natural Resources (DENR)
- xii. Puerto Rico Tourism Company (PRTC)
- xiii. Puerto Rico Emergency Management Agency (PREMA)

2. Non-voting Members:

- i. The Division Administrator, Region I of the Federal Highway Administration (FHWA)
- ii. The Regional Administrator, Region IV of the Federal Transit Administration (FTA)

As a result of the 2010 Census, the urbanized area boundaries in Puerto Rico were not significantly change, with some previously defined urban areas being subdivided while others were consolidated and expanded and new ones were designated. The results of these changes is that only 6 municipalities, out of the 78 that comprise the Commonwealth, do not have within their geographical boundaries any part of the eleven (11) urbanized or metropolitan areas currently designated for Puerto Rico, and therefore do not participate in the technical and policy committees of the MPO. These Six (6) non-urbanized municipalities are:

Comprising Municipalities	
Adjuntas	Maricao
Culebra	Santa Isabel
Jayuya	Vieques

Recognizing that these rural or non-urbanized municipalities have the right to participate in the ongoing process of developing a new Statewide Transportation Plan (STP), and in order to follow a logical planning process for Puerto Rico’s transportation system, the PRDTPW/PRHTA develop the STP and the Urbanized Areas’ Long Range Transportation Plans (LRTP’s) within a regionalization scheme that incorporates the six non-urbanized municipalities within regional transportation plans.

**PROJECT EVALUATIONS**

The following criteria were utilize to evaluated the petitions received to be consider in the programming for FY 2019-2022 TIPs/STIP:

- Compliance with FAST Act planning factors; and
- Consistency with Long Range Transportation Plan.

The PRHTA Central Planning and Coordination Work Group (CPCWG) with the San Juan, Aguadilla and UZA Technical Committee reviewed and submitted for consideration of the PRMPO the list of projects to be including in the TIPs/STIP.

**FIXING AMERICA’S SURFACE TRANSPORTATION (FAST) ACT**

Fixing America’s Surface Transportation (FAST) Act was signed by President Obama on December 4, 2015. The FAST Act maintains its focus on safety, keeps intact the established structure of the various highway-related programs we manage, continues efforts to streamline project delivery and, for the first time, provides a dedicated source of federal dollars for freight projects. FAST Act is the federal authorization for federal highway and transit programs. FAST Act creates a streamlined, performance-based, and multimodal program to address the many challenges facing the U.S. transportation system. FAST Act builds on and refines many of the highway, transit, bike, and pedestrian programs and policies established in 1991.

**FEDERAL HIGHWAY ADMINISTRATION (FHWA)**

The FAST Act largely maintains current program structures and funding shares between highways and transit. It is a down-payment for building a 21st century transportation system. The law also makes changes and reforms to many Federal transportation

programs, including streamlining the approval processes for new transportation projects, providing new safety tools, and establishing new programs to advance critical freight projects.

Below is a more detailed summary of some FAST Act provisions.

**PROJECT DELIVERY:** DOT has been a leader in reducing the bureaucratic red tape that can stall and delay critical transportation projects from moving forward. The FAST Act adopted a number of Administration proposals to further speed the permitting processes while still protecting environmental and historic treasures and also codifying the online system to track projects and interagency coordination processes.

**FREIGHT:** The FAST Act would establish both formula and discretionary grant programs to fund critical transportation projects that would benefit freight movements. These programs are similar to what the Administration proposed and will for the first time provide a dedicated source of Federal funding for freight projects, including multimodal projects. The Act emphasizes the importance of Federal coordination to focus local governments on the needs of freight transportation providers.

**INNOVATIVE FINANCE BUREAU:** The FAST Act establishes a new National Surface Transportation and Innovative Finance Bureau within the Department to serve as a one-stop shop for state and local governments to receive federal funding, financing or technical assistance. This builds on the work of the Department's Build America Transportation Investment Center and provides additional tools to improve coordination across the Department to promote innovative finance mechanisms. The Bureau is also tasked with responsibility to drive efficiency in the permitting process, consistent with our request to establish a dedicated permitting office.

**TIFIA:** The TIFIA Loan program provides important financing options for large projects and public-private partnerships. The FAST Act includes organizational changes that will provide an opportunity for important structural improvements with the potential to accelerate the delivery of innovative finance projects. However, FAST's cut to the TIFIA program could constrain growth in this area over the course of the bill.

**SAFETY:** The FAST Act includes authority sought by the Administration to prohibit rental car companies from knowingly renting vehicles that are subject to safety recalls. It also increased maximum fines against non-compliant auto manufacturers from \$35 million to \$105 million. The law also will help bolster the Department's safety oversight of transit agencies and also streamlines the Federal truck and bus safety grant programs, giving more flexibility to States to improve safety in these areas. However, we know the bill also took a number of steps backwards in terms of the Department's ability to share data with the public and on the Department's ability to exercise aggressive oversight over our regulated industries.

**TRANSIT:** The FAST Act includes a number of positive provisions, including reinstating the popular bus discretionary grant program and strengthening the Buy America requirements that promote domestic manufacturing through vehicle and track purchases.

**LADDERS OF OPPORTUNITY:** The Act includes a number of items that strengthen workforce training and improve regional planning. These include allocating slightly more formula funds to local decision makers and providing planners with additional design flexibilities. Notably, FAST makes Transit Oriented Development (TOD) expenses eligible for funding under highway and rail credit programs. TOD promotes dense commercial and residential development near transit hubs in an effort to shore up transit ridership and promote walkable, sustainable land use.

FAST Act re-establishes the Puerto Rico Highway Program (PRHP) in 23 U.S. C. 165(b). This is an allocated program under the Territorial and Puerto Rico Highway Program to carry out under provisions of Chapter 1 Title 23 of the U. S. Code. Puerto Rico is treated as a State except for provisions related to apportionment or as otherwise provided. The funds must be for activities under National Highway Performance Program (50%), Highway Safety Improvement Program (25%) and any activities under Chapter 1 of Title 23(25%).

## FEDERAL TRANSIT ADMINISTRATION (FTA)

MAP-21 transit program provisions further several important goals, including safety, state of good repair, performance, and program efficiency. MAP-21 gives the Federal

Transit Administration (FTA) significant new authority to strengthen the safety of public transportation systems throughout the United States. The Act also puts new emphasis on restoring and replacing our aging public transportation infrastructure by establishing a new needs-based formula program and new asset management requirements. In addition, it establishes performance-based planning requirements that align Federal funding with key goals and tracks progress towards these goals.

Finally, MAP-21 improves the efficiency of administering grant programs by consolidating several programs and streamlining the major capital investment grant program known as “New Starts.” All these changes continue within the FAST Act.

**NEW PROGRAMS**

**Safety**

MAP-21 grants FTA the authority to establish and enforce a new comprehensive framework to oversee the safety of public transportation throughout the United States. FTA will develop safety performance criteria for all modes of public transportation (rail, bus, etc.). The new law requires all recipients of FTA funding to develop agency safety plans that include performance targets, strategies, and staff training. For rural recipients, the plan may be drafted by the State. For small urban systems, FTA must issue a rule designating which small urban systems may have their safety plans drafted by the State. These measures and targets must be incorporated into metropolitan and statewide transportation plans and transportation improvement programs. MAP-21 also grants FTA enforcement authority and permits FTA to issue directives, require more frequent oversight of transit systems, impose more frequent reporting requirements, and require that formula grant funds be spent to correct safety deficiencies before funds are spent on other projects.

**TRANSIT ASSET MANAGEMENT**

**Transit Asset Management (FTA)**

In 2016, the Federal Transit Administration (FTA), established a requirement for all public transportation providers that receive federal transit assistance to develop a TAM. According to 49 CFR Section 625.5, transit asset management is: “the strategic and systematic practice of procuring, operating, inspecting, maintaining, rehabilitating, and replacing transit capital assets to manage their performance, risks, and costs over their life cycles, for the purpose of providing safe, cost-effective, and reliable public transportation”.

The Final Rule for the TAM requires transit providers to collect and use asset condition data, set targets, and develop strategies to prioritize investments to meet their goals. Following the principles of Performance-Based Planning for management of transit assets, systems and networks must be part of the planning and management process for the PRHTA. Whenever a TIP/STIP update or amendment, updated targets will be included. The projects included in the amended STIP will be in accordance to achieving the targets.

The Performance Measures and Targets for the TAM are divided into four categories of transit assets: rolling stock, facilities, infrastructure and equipment. As part of the Final Rule for the TAM, PRHTA established performance targets for these performance measures:

PRHTA Group Plan				
Asset-Rolling Stock	Fleet Size	FTA Default ULB	FY18 Base	FY19 Targets
Articulated Bus (AB)	2	14	0%	0%
Bus (BU)	184	14	9%	10%
Cutaway bus (CU)	100	10	6%	6%
Minibus (MB)	33	10	27%	14%
Minivan (MV)	2	8	0%	0%
Trolleybus (TB)	16	13	44%	44%
Van (Van)	80	8	39%	27%
Automobile (AO)	25	8	0%	0%
<b>Asset-Equipment</b>				
Automobile (AO)	40	8	53%	53%
Truck and other rubber vehicles	20	14	45%	45%
<b>Maritime Transit Authority</b>				
<b>Asset-Rolling Stock</b>				
Ferryboat (FB)	14	41	0%	0%
<b>ATI-TU</b>				
Asset-Rolling Stock	Fleet Size	FTA Default ULB	FY18 Base	FY19 Targets
Heavy Rail Passenger Car (HR)	74	31	0%	0%
<b>Asset-Equipment</b>				
Automobile (AO)	32	8	28%	34%
Trucks and other rubber vehicles	14	14	64%	56%
<b>Asset-Facilities</b>				
Facilities	TERM Scale (below 3)	FY18 Base	FY19 Targets	
Passenger/Parking	16	3	0%	0%
Administrative/Maintenance	2	3	0%	0%
<b>Asset-Infrastructure</b>				
Track Segments	FY18 Base	FY19 Targets		
Rail Fixed Guideway-Performance Restriction	262	1.65%	5%	

# Statewide Transportation Improvement Program (STIP) Fiscal Years 2019-2022

## TRANSIT ASSET MANAGEMENT (FHWA)

The Federal Highway Administration (FHWA) issued a final rule requiring the development and implementation of a risk-based asset management plan for the National Highway System (NHS) to improve or preserve the condition of the assets and the performance of the system. The rule became effective in October 2, 2017. Asset management refers to a strategic and systematic process of operating, maintaining, and improving physical assets, with a focus on both engineering and economic analysis based upon quality information, to identify a structured sequence of maintenance, preservation, repair, rehabilitation, and replacement actions that will achieve and sustain a desired state of good repair over the life cycle of the assets at optimum cost (23 CFR Part 515 § 515.5).

Puerto Rico Transportation Asset Management (PRTAM) program was established in 2017 with the procurement of the PRTAM plan (PRTAMP). The PRTAMP focus on the NHS pavements, although Non-NHS pavements within the Highway Performance Monitoring System (HPMS) are also considered (see Table 1), and on the National Bridge Inventory (NBI) bridges (see Table 2). The PRTAMP aims to implement a strategic approach to planning, programming, engineering, financing, managing, maintaining, and operating physical assets with the objective of providing the required level of service in the most cost-effective manner. The Initial PRTAMP was delivered and certified in 2018. The Final TAMP is due June 30, 2019. The PRTAMP is developed in accordance with federal laws and regulations, such as Moving America's Surface Transportation Act (FAST). The components of the PR-TAMP are:

- Objectives, Measures and Targets for Asset Condition
- Asset Inventory and Conditions
- Performance Gap Identification and Analysis
- Life Cycle Planning Considerations
- Risk Management Analysis
- Financial Plan
- Investment Strategies

**Table 1: Pavement Inventory Summary**

System	Manager	Length (Mi)	Lane Miles
INTERSTATE	PRHTA	233	1,034
	Metropistas	52	254
	<b>Subtotal</b>	<b>285</b>	<b>1,288</b>
NHS NON-INTERSTATE	PRHTA	496	1,737
	Metropistas	2	4
	<b>Subtotal</b>	<b>498</b>	<b>1,741</b>
NON-NHS	PRHTA	4,031	8,224
	Metropistas	0	0
	<b>Subtotal</b>	<b>4,031</b>	<b>8,224</b>
TOTAL	PRHTA	4,760	10,995
	Metropistas	53	258
	<b>Total</b>	<b>4,813</b>	<b>11,253</b>

**Table 2: Bridge Inventory Summary**

System	Manager	Amount	Deck Area (Sq. Mts.)
NHS	PRHTA	529	816,931
	Metropistas	89	301,276
	Autopistas de PR	0	0
	<b>Subtotal</b>	<b>618</b>	<b>1,118,207</b>
NON-NHS	PRHTA	1,698	1,002,120
	Metropistas	8	5,916
	Autopistas de PR	1	54,114
	<b>Subtotal</b>	<b>1,707</b>	<b>1,062,150</b>
TOTAL	PRHTA	2,227	1,819,051
	Metropistas	97	307,191
	Autopistas de PR	1	54,114
	<b>Total</b>	<b>2,325</b>	<b>2,180,356</b>



# Statewide Transportation Improvement Program (STIP) Fiscal Years 2019-2022

## Emergency Relief:

This new program (Section 5324) assists States and public transportation systems with emergency-related expenses. Emergencies are defined as natural disasters affecting a wide area or a catastrophic failure from an external cause for which the governor of a State has declared an emergency (and the Secretary of Transportation has concurred) or the President has declared a major disaster. The program funds capital projects to protect, repair, reconstruct, or replace equipment and facilities.

It also funds transit agency operating costs related to evacuation, rescue operations, temporary public transportation service, or changing public transportation route service before, during, or after an emergency in an area directly affected. The grants only cover expenses not reimbursed by the Federal Emergency Management Agency (FEMA). The program will provide immediate funding, similar to the FHWA emergency program. Funding will be appropriated by Congress as needed.

## Transit-Oriented Development Planning Pilot

MAP-21 creates a new discretionary pilot program for transit-oriented development (TOD) planning grants. Eligible activities include comprehensive planning in corridors with new rail, bus rapid transit, or core capacity projects. The comprehensive plans should seek to enhance economic development, ridership, and other goals; facilitate multimodal connectivity and accessibility; increase access to transit hubs for pedestrian and bicycle traffic; enable mixed-use development; identify infrastructure needs associated with the project; and include private sector participation.

The following sections describe some of the various funding sources for FTA programs, which are including in this document:

- §5307 Urbanized Area Formula Grants
- §5310 Enhanced Mobility of Seniors and Individuals with Disabilities
- §5311 No-Urbanized Area Formula Grants
- §5337 State of Good Repair Grants
- §5339 Bus and Bus Facilities Grants

## URBANIZED AREA FORMULA GRANTS (SECTION 5307)

The PRHTA is the designated recipient of funds apportioned to the Puerto Rico UZA. The funds are apportioned based on legislative formulas, with different formulas applying to UZAs with populations less than 200,000. The Puerto Rico UZA apportionment formula is based on population and population density statistics from the most recent decennial census.

This program provides grants to urbanized areas to support public transportation. Funding is distributed by formula based on the level of transit service provision, population, and other factors. The section 5307 provides federal funds for capital, planning, job access and reverse commute projects, and, in this case, operating assistance for public transportation in urbanized area with a population of less than 200,000. The program remains largely unchanged with a few exceptions:

### *Job access and reverse commute activities now eligible*

Activities eligible under the former Job Access and Reverse Commute (JARC) program, which focused on providing services to low-income individuals to access jobs, are now eligible under the Urbanized Area Formula program. These include operating assistance with a 50 percent local match for job access and reverse commute activities. In addition, the urbanized area formula for distributing funds now includes the number of low-income individuals as a factor. There is no floor or ceiling on the amount of funds that can be spent on job access and reverse commute activities.

Expanded eligibility for operating expenses for systems with 100 or fewer buses

MAP-21 expands eligibility for using Urbanized Area Formula funds for operating expenses. Previously, only urbanized areas with populations below 200,000 were eligible to use Federal transit funds for FTA of funding for operating expenses. Under MAP-21, a special rule allows recipients in urbanized areas with populations of 200,000 or above and that operate 100 or fewer buses in fixed route service during peak hours, to receive a grant for operating assistance subject to a maximum amount per system as explained below:

- a. Public transportation systems that operate a minimum of 76 buses and a maximum of 100 buses in fixed route service during peak service hours may receive operating assistance in an amount not to exceed 50 percent of the share of the apportionment that is attributable to such systems within the urbanized area, as measured by vehicle revenue hours.
- b. Public transportation systems that operate 75 or fewer buses in fixed route service during peak service hours may receive operating assistance in an amount not to exceed 75 percent of the share of the apportionment that is attributable to such systems within the urbanized area, as measured by vehicle revenue hours.

Eligibility for Safety Certification Training

The section 5307 funds are permitted to use not more than 0.5 percent of their formula funds under the Urbanized Area Formula Program to pay not more than 80% of the cost of participation for an employee who is directly responsible for safety oversight to participate in public transportation safety certification training. Safety certification training program requirements will be established in accordance with section 5329.

**ENHANCED MOBILITY OF SENIORS AND INDIVIDUALS WITH DISABILITIES PROGRAM (SECTION 5310)**

This program provides formula funding to increase the mobility of seniors and persons with disabilities. Funds are apportioned based on the commonwealth share of the targeted populations and are now apportioned to the commonwealth for all areas fewer than 200,000 and large urbanized areas (over 200,000). The former New Freedom

program (5317) is folded into this program. The New Freedom program provided grants for services for individuals with disabilities that went above and beyond the requirements of the Americans with Disabilities Act (ADA). Activities eligible under New Freedom are now eligible under the Enhanced Mobility of Seniors and Individuals with Disabilities program.

Projects selected for funding must be included in a locally developed, coordinated public transit human services transportation plan; and the competitive selection process, which was required under the former New Freedom program, is now optional. At least 55 percent of program funds must be spent on the types of capital projects eligible under the former section 5310 -- public transportation projects planned, designed, and carried out to meet the special needs of seniors and individuals with disabilities when public transportation is insufficient, inappropriate, or unavailable. The remaining 45 percent may be used for: public transportation projects that exceed the requirements of the ADA; public transportation projects that improve access to fixed-route service and decrease reliance by individuals with disabilities on complementary paratransit; or, alternatives to public transportation that assist seniors and individuals with disabilities. Using these funds for operating expenses requires a 50 percent local match while using these funds for capital expenses (including acquisition of public transportation services) requires a 20 percent local match.

**STATE OF GOOD REPAIR GRANTS  
(SECTION 5337)**

MAP-21 establishes a new grant program to maintain public transportation systems in a state of good repair. This program replaces the fixed Guideway modernization program (Section 5309).

Funding is limited to Fixed Guideway systems (including rail, bus rapid transit, and passenger ferries) and high intensity bus (high intensity bus refers to buses operating in high occupancy vehicle (HOV) lanes.) Projects are limited to replacement and rehabilitation, or capital projects required to maintain public transportation systems in a state of good repair. Projects must be included in a transit asset management plan to receive funding. The new formula comprises: (1) the former Fixed Guideway modernization formula; (2) a new service-based formula; and (3) a new formula for buses on HOV lanes.

## **BUS AND BUS FACILITIES FORMULA GRANTS (SECTION 5339)**

A new formula grant program is established under Section 5339, replacing the previous Section 5309 discretionary Bus and Bus Facilities program. This program is a source of funding for the urbanized area, but replaces the previous discretionary program under which the transit system was able to obtain several large grants. The program provides funding to replace, rehabilitate, and purchase buses and related equipment as well as construct bus-related facilities.

## **LONG RANGE TRANSPORTATION PLAN CONSISTENCY**

A primary consideration in the selection of projects is the consistency with the LRTP. The LRTP is a regional plan for surface transportation projects that are regional significance and address the projected surface transportation needs of Puerto Rico residents and visitors.

Using the LRTP as the starting point, major projects that were expected to be ready for implementation within the four-year TIP programming period, were considered by the UZA PRMPO members. The PRMPO members requested project listings also included surface transportation projects and highways projects that are proposed to be funded with federal funds.

## **REVISION TO THE TIP**

The following administrative provisions have been established in order to ensure timely implementation and oversight of the TIPs/STIP for FTA and FHWA project. A revision refers to a change to the TIPs/STIP that occurs as needed. A minor revision is an “administrative modification,” while a major revision is an “amendment,” as described below:

## **ADMINISTRATIVE MODIFICATION**

Administrative modifications are minor revisions to the TIPs/STIP. These types of revisions do not require solicitation of public comment or re-demonstration of financial constraint. However, the TIPs/STIP must remain financially constrained, and administrative modifications must not result in the addition or deletion of another

project, including the deferral of a project to a year that is outside of the four year TIPs/STIP. There are two types of administrative modifications, **pre-approved** and **expedited**:

### **Pre-Approved Administrative Modifications**

To prevent TIPs/STIP procedures from becoming overly burdensome, Federal regulations allow procedures for administrative modifications to be commensurate with its perceived impact. Recognizing the need to streamline the process for these minor changes, pre-approved administrative modifications, are true as long as the following conditions apply:

- The administrative modifications do not affect financial constraint of the TIPs/STIP; and
- The administrative modification does not change the scope of the project or the environmental determination.

The following revisions could be considered as administrative modifications:

- a) The source of federal funds designated for a project may be revised to reflect a different funding program administered by the same U.S. DOT operating agency.
- b) Federal funding for a project may be changed to local funding.
- c) The amount programmed for a project phase may be revised to reflect changes in cost estimates. Additional funding may reflect up to 50% of the project estimated cost, without exceeding the annual allocation of federal funds.
- d) Additional federal funding, such as congressional earmarks or discretionary funds may be added to a project currently included in the TIPs/STIP.
- e) In order to expedite project selection for implementation and ensure timely TIPs/STIP implementation, projects may be advanced from their programmed year if they are “ready-to-go.”
- f) Projects may be deferred to a later year if they are not “ready-to-go” as originally programmed.
- g) A project phase may be deleted or deferred to a year that is outside of the four -year TIPs/STIP as long as another phase of the project remains in the TIPs/STIP and the project’s scope is not affected.

- h) Changes may be made to projects that are included in the TIPs/STIP for illustrative purposes.
- i) A project’s description may be revised or clarified as long as the project’s scope is not affected.

Earmarks and discretionary funds are pre-approved administrative modifications.

**Expedited Administrative Modifications**

Requests for expedited approval of administrative modifications are submitted directly to the PRMPO Policy Committee without solicitation of public comment. The administrative modification must not affect the financial constraint of the TIPs/STIP.

Expedited administrative modifications include the following:

- a) Changing from replacement buses to expansion buses (and versa).
- b) Changing the scope of a project to accommodate environmental impact mitigation measures.
- c) Changing the size of revenue rolling stock (e.g. vans, 30’ buses) if the changes results in a change in the total carrying capacity by **25 percent or less**.
- d) Changing the quantity for the acquisition for revenue rolling stock that **exceeds 25 percent or less** of the original quantity.

**AMENDMENT**

In the Metropolitan Transportation Planning Final Rule an Amendment “means a revision to a long-range statewide or metropolitan transportation plan, TIPs, or STIP that involves a major change to a project included in a metropolitan transportation plan, TIPs, or STIP, including the addition or deletion of a project or a major change in project cost, project/project phase initiation dates, or a major change in design concept or design scope (e.g., changing project termini or the number of through traffic lanes). The changes to projects those are included only for illustrative purposes do not require an amendment. An amendment is a revision that requires public review and comment, re-demonstration of fiscal constraint, or a conformity determination (for metropolitan transportation plans and TIPs involving “non-exempt” projects in nonattainment and

*maintenance areas). In the context of a long-range statewide transportation plan, an amendment is a revision approved by the State in accordance with its public involvement process.”*

If the amendment is required, it shall be processed through the PRMPO administrative processes with communication of the changes to the PRMPO policy board, PRDTPW and FHWA/FTA. An amendment requires public review and comment, re-demonstration of fiscal constraint, and a conformity determination in air quality non-attainment and maintenance areas, as needed.

Within the context of current planning rules amendment guidelines, can be further categorized as minor or major.

Major amendment includes the following actions:

- a) Adding a project to the TIPs/STIP.
- b) Deleting a project from the TIPs/STIP, including deferring a project to a year that is outside of the four-year TIPs/STIP.
- c) Significantly modifying the design concept or design scope of a programmed project (e.g., changing the project scope). For projects programmed with FTA funds, a change in a project’s scope is considered “major” if the change materially alters the objective or description of the project, or the size, type, or quantity of items. Examples include:
  - 1- Changing the size of revenue rolling stock (e.g. vans, 30’ buses) if the change results in a change in the total carrying capacity by **more than 25 percent**.
  - 2- Changing the quantity for revenue rolling stock that are **more than 25 percent (plus)** of the original quantity.
  - 3- Revising the amount programmed for a project phase if it increases the estimated total project cost by **more than 50 percent**.

A major amendment to the TIP/STIP requires formal public notice and appropriate comment opportunity as provided in the PRMPO public involvement plan. Following appropriate consideration of public comments, a major amendment requires approval by the PRMPO policy board and must be submitted by PRDTPW to the PHWA and FTA.

### **THE PRHTA FIVE YEARS PRIORITY CAPITAL IMPROVEMENT PROGRAM (CIP)**

The PRHTA CIP is the basis for preparation of the STIP and TIP's for FHWA federal-aid-projects. Highways and Transportation projects using FHWA funds are also included in the Five-Year CIP, updated no less than once a year. This Program is based on the Agency budget that is financed by revenues from gasoline and diesel taxes, vehicles registration fees, toll road collection, the federal funds apportionment's (FHWA/FTA), and interim financing and bonds issues.

As a medium range plan the CIP is consistent with the twenty-year master plan prepared by the Puerto Rico Planning Board for the San Juan Metropolitan Region (SJMR). It also considers the metropolitan area transportation studies, the Statewide Transportation Study results and recommendations. Highway projects priorities are based on the following factors:

- Support of public policy regarding land use and development, as established in long and medium range plans
- Improving condition and level of service of existing facilities
- Presence in the master plan
- Projects requested by citizens, legislators, agencies and elected local officials
- Provision of new and improved access to Industrial Parks, Ports, Airports and other points of agricultural, tourism, or commercial importance activities
- Traffic analysis and projections
- Cost benefits analysis of competing projects
- Availability of funds
- Coordination with federal agencies

During the year, the CIP is subjected to continued analysis and changes resulting from project delays in design, increases or decreases in project cost estimates, and other related information. The CIP is updated at least once a year, to reflect changes in bidding dates, project cost, scope of works, and project termini, among other elements.

In compliance with Law Number 74 of the year 1965, the HTA prepares a Capital Improvement Program (CIP), in which all highway and transportation projects, both federal (FHWA) funded and non-federal funded projects, are program for a five year period. The highway and transportation projects that appeared in the CIP are consistent with the TIP and STIP, which in turn are based on the projects recommended on the Regional (UZAS) and the Metropolitan Long Range Transportation Plans.

The CIP is included in the Four Year Investment Program (PICA which stands for Programa de Inversiones de Cuatro Años) prepared by the Puerto Rico Planning Board.

The Program Office of the HTA evaluates the highway project petitions based on the following criteria:

- Support of the public policy regarding land use and development, as establish in the Islandwide Long Range Transportation Plans
- Improving condition and level of service of existing facilities
- Presence in the Islandwide, Metropolitan or Regional Long Range Transportation Plans
- Provision of new and improved access to industrial parks, ports, airports, and other activities such as: agricultural, tourism, or commercial centers
- Traffic analysis projections
- Availability of funds
- Cost benefits analysis of competing projects
- Coordination with federal agencies

## Statewide Transportation Improvement Program (STIP) Fiscal Years 2019-2022

---

The Puerto Rico Highway and Transportation Authority (PRHTA) is submitting the Statewide Transportation Improvement Program (STIP) for the FY 2019-2022 to the Federal Transit Administration (FTA) and the Federal Highway Administration (FHWA) for their joint consideration and approval. The PRHTA certifies that the transportation planning process is being carried out in accordance with all applicable requirements of:

- (1) 23 U.S.C. 134 and 135, 49 U.S.C. 5303 and 5304, and this part;
- (2) Title VI of the Civil Rights Act of 1964, as amended (42 U.S.C. 2000d-1) and 49 CFR part 21;
- (3) 49 U.S.C. 5332, prohibiting discrimination on the basis of race, color, creed, national origin, sex, or age in employment or business opportunity;
- (4) Section 1101(b) of the FAST Act (Pub. L. 114-357) and 49 CFR part 26 regarding the involvement of disadvantaged business enterprises in DOT funded projects;
- (5) 23 CFR part 230, regarding implementation of an equal employment opportunity program on Federal and Federal-aid highway construction contracts;
- (6) The provisions of the Americans with Disabilities Act of 1990 (42 U.S.C. 12101 *et seq.*) and 49 CFR parts 27, 37, and 38;
- (7) In States containing nonattainment and maintenance areas, sections 174 and 176(c) and (d) of the Clean Air Act, as amended (42 U.S.C. 7504, 7506(c) and (d)) and 40 CFR part 93;
- (8) The Older Americans Act, as amended (42 U.S.C. 6101), prohibiting discrimination on the basis of age in programs or activities receiving Federal financial assistance;
- (9) 23 U.S.C. 324, regarding the prohibition of discrimination based on gender; and
- (10) Section 504 of the Rehabilitation Act of 1973 (29 U.S.C. 794) and 49 CFR part 27 regarding discrimination against individuals with disabilities.

This STIP includes projects for the SJTMA, which is considered an attainment area for air quality standard for particulate matter. The MPO Policy Committee approved the area's TIPs with the understanding that the plan complies with Sections 174 and 176 (c) and (d) of the Clean Air Act as amended (42 U.S.C. 7504, 7506 (c) and (d)).

Date

Eng. Carlos M. Contreras Aponte  
Secretary of DTPW and President of  
PRMPO

**Federal Transit Administration (FTA)**

Summary of Total Federal Estimated Projects Costs

FTA Section	Fiscal Years				TOTAL
	2019	2020	2021	2022	
Section 5307	\$ 156,827,808.00	\$ 36,741,408.00	\$ 46,477,036.00	\$ 24,026,296.00	\$ 264,072,548.00
Section 5310	\$ 4,981,558.00	\$ 806,874.00	\$ 361,432.00	\$ 361,432.00	\$ 6,511,296.00
Section 5311	\$ 3,637,551.00	\$ 2,737,121.00	\$ 678,326.00	\$ -	\$ 7,052,998.00
Section 5311 RTAP	\$ 186,610.00	\$ -	\$ -	\$ -	\$ 186,610.00
Section 5329	\$ 468,798.00	\$ -	\$ -	\$ -	\$ 468,798.00
Section 5337	\$ 8,862,585.00	\$ 5,000,000.00	\$ -	\$ -	\$ 23,862,585.00
Section 5339	\$ 13,309,417.00	\$ 2,666,921.00	\$ -	\$ -	\$ 15,976,338.00
<b>Total</b>	<b>\$ 188,274,327.00</b>	<b>\$ 47,952,324.00</b>	<b>\$ 52,516,794.00</b>	<b>\$ 29,387,728.00</b>	<b>\$ 318,131,173.00</b>

Project Financial Plan for FTA Programs

**A. San Juan Urbanized Area**

I. The Federal cost for projects, for FTA programs, are as follows:

FTA Section	Fiscal Years				TOTAL
	2019	2020	2021	2022	
Section 5307	\$ 71,415,501.50	\$ 20,373,803.58	\$ 16,570,464.40	\$ 1,556,319.33	\$ 109,916,088.81
Section 5310	\$ 2,534,289.00	\$ 254,187.00			\$ 2,788,476.00
Section 5329	\$ 468,798.00	\$ -	\$ -	\$ -	\$ 468,798.00
Section 5337	\$ 6,875,943.00	\$ 5,000,000.00	\$ -	\$ -	\$ 21,875,943.00
Section 5339	\$ 11,376,729.60	\$ 2,413,601.60	\$ -	\$ -	\$ 13,790,331.20
<b>Total</b>	<b>\$ 92,058,141.00</b>	<b>\$ 28,041,592.18</b>	<b>\$ 35,570,464.00</b>	<b>\$ 21,556,319.00</b>	<b>\$ 177,226,516.00</b>

II. FTA federal assistance is distributed as follow:(carryover projects are included ):

**SAN JUAN URBANIZED AREA APPORTIONMENT**

<b>SECTION 5307 AND 5340 URBANIZED AREA</b>	
FY 2015 Apportionment	\$5,746,055.00
FY 2016 Apportionment	\$10,628,953.00
FY 2017 Apportionment	\$27,261,636.00
FY 2018 Apportionment	\$26,695,846.00
FY 2019 Apportionment	\$26,198,111.62
<b>Total Funds Available</b>	<b>\$96,530,601.62</b>

<b>SECTION 5310 ENHANCED MOBILITY OF SENIORS AND INDIVIDUALS WITH DISABILITIES PROGRAM</b>	
FY 2017 Apportionment	\$1,425,464.00
FY 2018 Apportionment	\$2,547,421.00
FY 2019 Apportionment	\$2,546,469.00
<b>Total Funds Available</b>	<b>\$6,519,354.00</b>

<b>SECTION 5329 STATE SAFETY OVERSIGHT PROGRAM</b>	
FY 2017 Apportionment	\$167,937.00
FY 2018 Apportionment	\$297,050.00
FY 2019 Apportionment	\$300,645.00
<b>Total Funds Available</b>	<b>\$765,632.00</b>

<b>SECTION 5337 HIGH INTENSITY FIXED</b>	
FY 2017 Apportionment	\$6,876,943.00
FY 2018 Apportionment	\$7,952,222.00
FY 2019 Apportionment	\$7,648,119.00
<b>Total Funds Available</b>	<b>\$22,477,284.00</b>

<b>SECTION 5339 BUS AND BUS FACILITIES FORMULA GRANTS</b>	
FY 2016 Apportionment	\$1,064,091.00
FY 2017 Apportionment	\$2,423,476.00
FY 2018 Apportionment	\$3,169,864.00
FY 2019 Apportionment	\$2,784,245.00
<b>Total Funds Available</b>	<b>\$9,441,676.00</b>



Project Financial Plan for FTA Programs

**A. Aguadilla Urbanized Area**

I. The Federal cost for projects, for FTA programs, are as follows:

FTA Section	Fiscal Years				TOTAL
	2019	2020	2021	2022	
Section 5307	\$ 3,895,906.00	\$ 316,019.00	\$ 50,480.00	\$ 50,480.00	\$ 4,312,885.00
Section 5310	\$ 471,031.00	\$ 552,687.00	\$ 361,432.00	\$ 361,432.00	\$ 1,746,582.00
Section 5339	\$ 232,504.00	\$ -	\$ -	\$ -	\$ 232,504.00
<b>Total</b>	<b>\$ 4,546,937.00</b>	<b>\$ 868,706.00</b>	<b>\$ 411,912.00</b>	<b>\$ 411,912.00</b>	<b>\$ 6,239,467.00</b>

II. FTA federal assistance is distributed as follow (carryover projects are included):

**AGUADILLA URBANIZED AREA APPORTIONMENT**

SECTION 5307 AND 5340 URBANIZED AREA	
FY 2015 Apportionment	\$2,608,339.00
FY 2016 Apportionment	\$2,531,326.00
FY 2017 Apportionment	\$2,390,864.00
FY 2018 Apportionment	\$2,554,504.00
FY 2019 Apportionment	\$2,580,970.00
<b>Total Funds Available</b>	<b>\$12,666,003.00</b>

SECTION 5310 ENHANCED MOBILITY OF SENIORS AND INDIVIDUALS WITH	
FY 2017 Apportionment	\$211,212.00
FY 2018 Apportionment	\$399,491.00
FY 2019 Apportionment	\$395,184.00
<b>Total Funds Available</b>	<b>\$1,005,887.00</b>

SECTION 5339 BUS AND BUS FACILITIES	
FY 2016 Apportionment	\$232,504.00
FY 2017 Apportionment	\$219,003.00
FY 2018 Apportionment	\$317,771.00
FY 2019 Apportionment	\$288,030.00
<b>Total Funds Available</b>	<b>\$1,349,080.00</b>

Project Financial Plan for FTA Programs

**A. Urbanized Areas Under 200,000 in Population (UZA)**

I. The Federal cost for projects, for FTA programs, are as follows:

FTA Section	Fiscal Years				TOTAL
	2019	2020	2021	2022	
Section 5307	\$ 82,129,521.22	\$ 16,051,586.88	\$ 15,856,092.86	\$ 7,419,497.64	\$ 121,456,698.61
Section 5310	\$ 1,976,238.00	\$ -	\$ -		\$ 1,976,238.00
Section 5337	\$ 1,986,642.00	\$ -	\$ -	\$ -	\$ 1,986,642.00
Section 5339	\$ 1,700,184.00	\$ 253,320.00	\$ -	\$ -	\$ 1,953,504.00
<b>Total</b>	<b>\$ 87,792,585.22</b>	<b>\$ 16,304,906.88</b>	<b>\$ 15,856,092.86</b>	<b>\$ 7,419,497.64</b>	<b>\$ 127,373,082.61</b>

II. FTA federal assistance is distributed as follow (carryover projects are included) :

**URBANIZED AREAS UNDER 200,000 POPULATION APPORTIONMENT**

SECTION 5307 AND 5340 URBANIZED AREA	
FY 2014 Apportionment	\$3,935,195.00
FY 2015 Apportionment	\$16,245,603.00
FY 2016 Apportionment	\$16,418,450.00
FY 2017 Apportionment	\$16,087,132.00
FY 2018 Apportionment	\$16,428,612.00
FY 2019 Apportionment	\$16,631,377.00
<b>Total Funds Available</b>	<b>\$81,811,174.00</b>

SECTION 5310 ENHANCED MOBILITY OF SENIORS AND INDIVIDUALS WITH	
FY 2017 Apportionment	\$1,976,238.00
FY 2018 Apportionment	\$1,978,474.00
FY 2019 Apportionment	\$1,973,435.00
<b>Total Funds Available</b>	<b>\$5,928,147.00</b>

SECTION 5337 HIGH INTENSNSITY FIXED	
FY 2017 Apportionment	\$3,521,679.00
FY 2018 Apportionment	\$4,082,201.00
FY 2019 Apportionment	\$3,900,538.00
<b>Total Funds Available</b>	<b>\$11,504,418.00</b>

SECTION 5339 BUS AND BUS FACILITIES	
FY 2016 Apportionment	\$1,341,072.00
FY 2017 Apportionment	\$1,375,159.00
FY 2018 Apportionment	\$1,875,958.00
FY 2019 Apportionment	\$1,718,420.00
<b>Total Funds Available</b>	<b>\$6,310,609.00</b>

Project Financial Plan for FTA Programs

**A. Non-urbanized Area**

I. The Federal cost for projects, for FTA programs, are as follows:

FTA Section	Fiscal Years				TOTAL
	2019	2020	2021	2022	
Section 5311	\$ 3,637,551.00	\$ 2,737,121.00	\$ 678,326.00	\$ -	\$ 7,052,998.00
Section 5311 RTAP	\$ 186,610.00	\$ -	\$ -	\$ -	\$ 186,610.00
Section 5310	\$ -	\$ -	\$ -	\$ -	\$ -
<b>Total</b>	<b>\$ 3,824,161.00</b>	<b>\$ 2,737,121.00</b>	<b>\$ 678,326.00</b>	<b>\$ -</b>	<b>\$ 7,239,608.00</b>

II. FTA federal assistance is distributed as follow (carryover projects are included) :

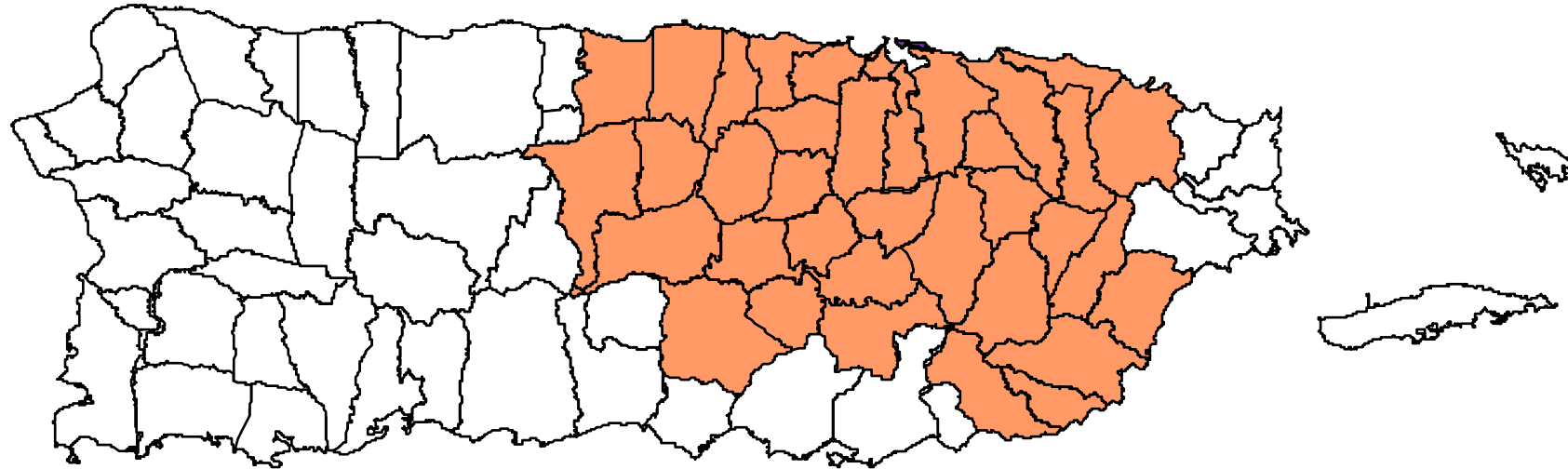
**NON-URBANIZED AREA**

SECTION 5311 URBANIZED AREA	
FY 2017 Apportionment	\$1,371,303.00
FY 2018 Apportionment	\$2,007,258.00
FY 2019 Apportionment	\$2,227,209.00
<b>Total Funds Available</b>	<b>\$5,605,770.00</b>

SECTION 5311-RTAP URBANIZED AREA	
FY 2017 Apportionment	\$75,470.00
FY 2018 Apportionment	\$94,592.00
FY 2019 Apportionment	\$94,592.00
<b>Total Funds Available</b>	<b>\$264,654.00</b>

SECTION 5310 DS URBANIZED AREA	
FY 2017 Apportionment	\$111,667.00
FY 2018 Apportionment	\$223,869.00
FY 2019 Apportionment	\$228,676.00
<b>Total Funds Available</b>	<b>\$564,212.00</b>

# *San Juan Urbanized Area*



 *San Juan Urbanized Area (UA > 1,000,000 in Population)*



---

*Government of Puerto Rico*



*Puerto Rico Department of Transportation and Public Works*  
*Puerto Rico Highway and Transportation Authority*

*Statewide Transportation Improvement Program (STIP)*

***FEDERAL TRANSIT ADMINISTRATION (FTA)***

***San Juan Urbanized Area (SJUA)***

***(UA > 1,000,000 in Population)***

***Section 5307***

---

GOVERNMENT OF PUERTO RICO  
 PUERTO RICO DEPARTMENT OF TRANSPORTATION AND PUBLIC WORKS  
 PUERTO RICO HIGHWAY AND TRANSPORTATION AUTHORITY  
 STATEWIDE TRANSPORTATION IMPROVEMENT PROGRAM  
 FISCAL YEARS 2019 - 2022  
 ADMINISTRATIVE MODIFICATION #1

SECTION 5307: SAN JUAN URBANIZED AREA (SJUA)

Num.	Description		Year Apportioned	Annual Element	Three Years Program				Total	Project Justification	Source of Local Funds	Remarks
				2019	2020	2021	2022	Est. Cost				
1	Improvements to the public transportation terminal	Aibonito	2018	F	83,093			-	83,093	Narrative Justification Submitted	The use of Toll Credits has been requested	
				S	-			-				
				T	83,093			-	83,093			
2	Design and Engineering for the Construction of Maintenance Facilities, Phase I	Aibonito	2018	F	50,400			-	50,400	Narrative Justification Submitted	The use of Toll Credits has been requested	
				S	-			-				
				T	50,400			-	50,400			
3	Construction of the Maintenance Facilities, Phase II	Aibonito	2018	F	-	310,980			310,980	Narrative Justification Submitted	The use of Toll Credits has been requested	
				S	-	-						
				T	-	310,980			310,980			
4	Acquisition of Equipment and Tools for the Maintenance Facilities	Aibonito	2018	F	-	80,000		-	80,000	Narrative Justification Submitted	The use of Toll Credits has been requested	
				S	-			-				
				T	-	80,000		-	80,000			
5	Acquisition of two vehicles - 11 passengers for new routes	Aibonito	2019	F	180,000	-	-	-	180,000	Narrative Justification Submitted	The use of Toll Credits has been requested	
				S	-	-	-	-	-			
				T	180,000	-	-	-	180,000			
6	Design and Engineering for the Construction of Maintenance Facilities, Phase I	Barranquitas	2018	F	51,064			-	51,064	Narrative Justification Submitted	The use of Toll Credits has been requested	
				S	-			-				
				T	51,064	-		-	51,064			
7	Construction of the Maintenance Facilities, Phase II	Barranquitas	2018	F	-	357,608			357,608	Narrative Justification Submitted	The use of Toll Credits has been requested	
				S	-							
				T	-	357,608	-		357,608			
8	Repair and Maintenance to Kuilan and Guardarrama Public Transportation Terminal, Phase I	Bayamón	2013	F	320,000	-	-	-	320,000	Narrative Justification Submitted	Certification Prepared by the Municipality	Carryover Funds FY 2013. Application under FTA Consideration. TrAMS # 2008-2016-1
				S	80,000	-	-	-	80,000			
				T	400,000	-	-	-	400,000			
9	Improvement to Trolley Maintenance Garage, Phase II	Bayamón	2013	F	144,000		-	-	144,000	Narrative Justification Submitted	Certification Prepared by the Municipality	Carryover Funds \$144,000 FY 2013 Application under FTA Consideration. TrAMS # 2008-2016-1
				S	36,000		-	-	36,000			
				T	180,000		-	-	180,000			
10	Improvement to Trolley Maintenance Garage, Phase II-B	Bayamón	2016	F	1,420,000		-	-	1,420,000	Narrative Justification Submitted	Certification Prepared by the Municipality	Application 2008-2017-1
				S	355,000		-	-	355,000			
				T	1,775,000		-	-	1,775,000			

GOVERNMENT OF PUERTO RICO  
 PUERTO RICO DEPARTMENT OF TRANSPORTATION AND PUBLIC WORKS  
 PUERTO RICO HIGHWAY AND TRANSPORTATION AUTHORITY  
 STATEWIDE TRANSPORTATION IMPROVEMENT PROGRAM  
 FISCAL YEARS 2019 - 2022  
 ADMINISTRATIVE MODIFICATION #1

SECTION 5307: SAN JUAN URBANIZED AREA (SJUA)

Num.	Description		Year Apportioned	Annual Element	Three Years Program				Total	Project Justification	Source of Local Funds	Remarks	
				2019	2020	2021	2022	Est. Cost					
11		Maintenance of Transit fleet	Bayamón	2015	F	57,986	29,429			87,415	Narrative Justification Submitted	Certification Prepared by the Municipality	Carryover Fund FY2018 28,849 2008-2019-1
					S	14,497	7,357			21,854			
					T	72,483	36,786			109,269			
12		Operational Assistance for ADA Paratransit program	Bayamón	2015	F	65,939	66,598	67,264		199,802	Narrative Justification Submitted	Certification Prepared by the Municipality	FY 15, 16 & 17 with a total of \$193,926 in FTA Grant 2018-002-00. FY2018 Application 2008-2019-1
					S	16,485	16,650	16,816		49,950			
					T	82,424	83,248	84,080		249,752			
13		Pedestrian Improvements on Dr. Veve Street	Bayamón	2015	F	2,287,832			-	2,287,832	Narrative Justification Submitted	Certification Prepared by the Municipality	Carryover Funds \$1,143,916 FY 2016-Associate Transit Improvements
					S	571,958			-	571,958			
					T	2,859,790			-	2,859,790			
14		Pedestrian and bicycle connection in Santa Cruz Sector (Tren Urbano - PR-5 - Santa Cruz Street)	Bayamón	2015	F	3,172,110				3,172,110	Narrative Justification Submitted	Certification Prepared by the Municipality	Carryover Funds \$1,057,370 FY 2016-Associate Transit Improvements
					S	793,028				793,028			
					T	3,965,138				3,965,138			
15		Light Duty Support Vehicle	Bayamón	2018	F	36,000		-	-	36,000	Narrative Justification Submitted	The use of Toll Credits has been requested	
					S			-	-	-			
					T	36,000		-	-	36,000			
16		Operation and administrative equipment office of the paratransit /territorial planning programs	Bayamón	2018	F	8,000			-	8,000	Narrative Justification Submitted	The use of Toll Credits has been requested	
					S				-	-			
					T	8,000		-	-	8,000			
17		Software for automatic transit development passanger	Bayamón	2018	F	120,000			-	120,000	Narrative Justification Submitted	The use of Toll Credits has been requested	
					S				-	-			
					T	120,000	-	-	-	120,000			
18		Preventive Maintenance for the Public Transportation Services	Caguas	2014	F	142,155	46,364		-	188,519	Narrative Justification Submitted	Certification Prepared by the Municipality	FY 2017 50,800 in Application 2417-2018-1
					S	35,539	11,591		-	47,130			
					T	177,694	57,955		-	235,649			
19		Provision of Paratransit Services	Caguas	2015	F	287,045	91,697			378,742	Narrative Justification Submitted	Certification Prepared by the Municipality	FY 2017 1 in Application 2417-2018-1
					S	71,761	22,924			94,685			
					T	358,806	114,621			473,427			
20		Acquisition of two (2) trolleys	Canóvanas	2015	F	242,560				242,560	Narrative Justification Submitted	Certification Prepared by the Municipality	Subject to comply with FTA requirements
					S	60,640				60,640			
					T	303,200				303,200			

GOVERNMENT OF PUERTO RICO  
 PUERTO RICO DEPARTMENT OF TRANSPORTATION AND PUBLIC WORKS  
 PUERTO RICO HIGHWAY AND TRANSPORTATION AUTHORITY  
 STATEWIDE TRANSPORTATION IMPROVEMENT PROGRAM  
 FISCAL YEARS 2019 - 2022  
 ADMINISTRATIVE MODIFICATION #1

SECTION 5307: SAN JUAN URBANIZED AREA (SJUA)

Num.	Description		Year Appportioned	Annual Element	Three Years Program				Total	Project Justification	Source of Local Funds	Remarks
				2019	2020	2021	2022	Est. Cost				
21	Preventive Maintenance for Public Transportation	Canóvanas	2015	F	190,300	51,005		-	241,305	Narrative Justification Submitted	Certification Prepared by the Municipality	Carryover Funds \$80,000 FY 2015 & \$44,800 FY 2016. Carryover FY2017 45,000 & FY2018 50,000
				S	47,575	12,751		-	60,326			
				T	237,875	63,756		-	301,631			
22	Design & NEPA for Maintenance Facilities of SITUR	Canóvanas	2018	F	45,000				45,000	Narrative Justification Submitted	The use of Toll Credits has been requested	
				S					-			
				T	45,000	-			45,000			
23	Security System for bus stops of the Sistema de Transporte Colectivo of Canovanas (SITUR)	Canóvanas	2019	F	33,125				33,125	Narrative Justification Submitted	The use of Toll Credits has been requested	
				S					-			
				T	33,125				33,125			
24	Preventive Maintenance	Carolina	2016	F	879,357	225,363		-	1,104,720	Narrative Justification Submitted	Certification Prepared by the Municipality	Application TrAMS #2038-2017-1 Under FTA Consideration
				S	219,839	56,341		-	276,180			
				T	1,099,196	281,704		-	1,380,900			
25	Additional Funds for the Rehabilitation of 19 buses	Carolina	2015	F	105,578	-	-	-	105,578	Narrative Justification Submitted	Certification Prepared by the Municipality	In process of submit in TrAMS
				S	26,395	-	-	-	26,395			
				T	131,973	-	-	-	131,973			
26	Drugs and Alcohol Test	Carolina	2018	F	832				832	Narrative Justification Submitted	The use of Toll Credits has been requested	Application 2038-2019-1
				S					-			
				T	832				832			
27	Drivers and Physical Examination	Carolina	2018	F	1,800				1,800	Narrative Justification Submitted	The use of Toll Credits has been requested	Application 2038-2019-1
				S					-			
				T	1,800				1,800			
28	Employee Education Training	Carolina	2018	F	3,360				3,360	Narrative Justification Submitted	The use of Toll Credits has been requested	Application 2038-2019-1
				S					-			
				T	3,360			-	3,360			



GOVERNMENT OF PUERTO RICO  
 PUERTO RICO DEPARTMENT OF TRANSPORTATION AND PUBLIC WORKS  
 PUERTO RICO HIGHWAY AND TRANSPORTATION AUTHORITY  
 STATEWIDE TRANSPORTATION IMPROVEMENT PROGRAM  
 FISCAL YEARS 2019 - 2022  
 ADMINISTRATIVE MODIFICATION #1

SECTION 5307: SAN JUAN URBANIZED AREA (SJUA)

Num.	Description		Year Apportioned		Annual Element	Three Years Program				Total	Project Justification	Source of Local Funds	Remarks
					2019	2020	2021	2022	Est. Cost				
29	Intelligent Transportation System- Monthly Payment Support	Carolina	2018	F	22,800					22,800	Narrative Justification Submitted	The use of Toll Credits has been requested	Application 2038-2019-1
				S					-				
				T	22,800				22,800				
30	Security Cameras/DVR System- Monthly Payment Support	Carolina	2018	F	24,320					24,320	Narrative Justification Submitted	The use of Toll Credits has been requested	Application 2038-2019-1
				S					-				
				T	24,320				24,320				
31	Repair of Bus Wash Facilities	Carolina	2018	F	10,000					10,000	Narrative Justification Submitted	The use of Toll Credits has been requested	
				S									
				T	10,000				10,000				
32	Replacing Communications Equipment	Carolina	2018	F	28,983					28,983	Narrative Justification Submitted	The use of Toll Credits has been requested	
				S									
				T	28,983				28,983				
33	Rehabilitation of Barrazas Bus Terminal Facilities	Carolina	2018	F	29,589					29,589	Narrative Justification Submitted	The use of Toll Credits has been requested	
				S									
				T	29,589				29,589				
34	Rehabilitation of Bus Drivers Rest Area	Carolina	2018	F	78,400					78,400	Narrative Justification Submitted	The use of Toll Credits has been requested	
				S									
				T	78,400				78,400				
35	Bus Rehabilitation	Carolina	2018	F	640,000		-	-		640,000	Narrative Justification Submitted	The use of Toll Credits has been requested	
				S			-	-					
				T	640,000		-	-	640,000				
36	Intelligent Transportation System- Monthly Payment Support	Carolina	2019	F	22,000	22,000	22,000	22,000		88,000	Narrative Justification Submitted	The use of Toll Credits has been requested	
				S									
				T	22,000	22,000	22,000	22,000	88,000				
37	Security Cameras/DVR System - Monthly Payment Support	Carolina	2019	F	17,760	17,760	17,760	17,760		71,040	Narrative Justification Submitted	The use of Toll Credits has been requested	
				S									
				T	17,760	17,760	17,760	17,760	71,040				
38	Contracting on the Non-fixed ADA Paratransit Services	Carolina	2019	F	59,600	59,600	59,600	59,600		238,400	Narrative Justification Submitted	The use of Toll Credits has been requested	
				S									
				T	59,600	59,600	59,600	59,600	238,400				

GOVERNMENT OF PUERTO RICO  
 PUERTO RICO DEPARTMENT OF TRANSPORTATION AND PUBLIC WORKS  
 PUERTO RICO HIGHWAY AND TRANSPORTATION AUTHORITY  
 STATEWIDE TRANSPORTATION IMPROVEMENT PROGRAM  
 FISCAL YEARS 2019 - 2022  
 ADMINISTRATIVE MODIFICATION #1

SECTION 5307: SAN JUAN URBANIZED AREA (SJUA)

Num.	Description	Year Apportioned	Annual Element	Three Years Program				Total Est. Cost	Project Justification	Source of Local Funds	Remarks
				2019	2020	2021	2022				
39	Acquisition of 3 Laptops Computer Hardware and Software	Carolina	2019	F	5,174				5,174	Narrative Justification Submitted	The use of Toll Credits has been requested
				S					-		
				T	5,174				5,174		
40	Engineering and Design - Bus Shelters Construction (2nd phase)	Carolina	2019	F	176,310				176,310	Narrative Justification Submitted	The use of Toll Credits has been requested
				S					-		
				T	176,310				176,310		
41	Construction Management - Inspection of the Bus Shelters Construction (2nd Phase)	Carolina	2019	F		112,197			112,197	Narrative Justification Submitted	The use of Toll Credits has been requested
				S					-		
				T		112,197			112,197		
42	Preventive Maintenance Cost for Transit System	Cataño	2016	F	161,204	41,212			202,416	Narrative Justification Submitted	Certification Prepared by the Municipality
				S	40,301	10,303			50,604		
				T	201,505	51,515			253,020		
43	Operational Assistance for ADA Paratransit Services	Cataño	2018	F	128,000	64,000			192,000	Narrative Justification Submitted	The use of Toll Credits has been requested
				S					-		
				T	128,000	64,000			192,000		
44	Preventive Maintenance Cost for Transit System	Cayey	2013	F	171,099	28,677		-	199,776	Narrative Justification Submitted	Certification Prepared by the Municipality
				S	42,775	7,169		-	49,944		
				T	213,874	35,846		-	249,720		
45	Provision of Paratransit Services in Accordance with ADA Regulations	Cayey	2013	F	596,323	89,636		-	685,959	Narrative Justification Submitted	Certification Prepared by the Municipality
				S	149,081	22,409		-	171,490		
				T	745,404	112,045		-	857,449		

GOVERNMENT OF PUERTO RICO  
 PUERTO RICO DEPARTMENT OF TRANSPORTATION AND PUBLIC WORKS  
 PUERTO RICO HIGHWAY AND TRANSPORTATION AUTHORITY  
 STATEWIDE TRANSPORTATION IMPROVEMENT PROGRAM  
 FISCAL YEARS 2019 - 2022  
 ADMINISTRATIVE MODIFICATION #1

SECTION 5307: SAN JUAN URBANIZED AREA (SJUA)

Num.	Description		Year Appportioned		Annual Element	Three Years Program				Total	Project Justification	Source of Local Funds	Remarks	
					2019	2020	2021	2022	Est. Cost					
46		Construction of sidewalks and Ramps, Removal of architectural Barriers along the Trolley Route	Cayey	2018	F	175,532					175,532	Narrative Justification Submitted	The use of Toll Credits has been requested	
					S					-				
					T	175,532		-	-	175,532				
47		Design and Engineering of construction of Transportation Buses Maintenance & Garage Center	Cayey	2019	F	350,000					350,000	Narrative Justification Submitted	The use of Toll Credits has been requested	
					S					-				
					T	350,000				350,000				
48		Construction of Transportation Buses Maintenance & Garage Center	Cayey	2019	F			1,000,000				Narrative Justification Submitted	The use of Toll Credits has been requested	Pending PRHTA evaluation
					S									
					T			1,000,000						
49		Preventive Maintenance Cost for Transit System	Ciales	2017	F	60,602	20,606		-		81,208	Narrative Justification Submitted	Certification Prepared by the Municipality	
					S	15,151	5,152		-		20,303			
					T	75,753	25,758		-		101,511			
50		Purchase of Communication Equipment - One Mobile Radio	Ciales	2017	F	10,000	-	-	-		10,000	Narrative Justification Submitted	Certification Prepared by the Municipality	
					S	2,500	-	-	-		2,500			
					T	12,500	-	-	-		12,500			
51		Acquisition of Equipment for the Maintenance of Transit Fleet	Ciales	2017	F	7,000	-	-	-		7,000	Narrative Justification Submitted	Certification Prepared by the Municipality	
					S	1,750	-	-	-		1,750			
					T	8,750	-	-	-		8,750			
52		Preventive Maintenance Cost for Transit System	Cidra	2018	F	30,452	15,455	-	-		45,907	Narrative Justification Submitted	Certification Prepared by the Municipality	Carryover FY2018
					S	7,613	3,864	-	-		11,477			
					T	38,065	19,319	-	-		57,384			
53		Design and Construction of eight (8) bus stops	Corozal	2015	F	64,375					64,375	Narrative Justification Submitted	Certification Prepared by the Municipality	Carryover Funds \$67,200 FY 2015 & \$50,155 FY 2016. In grant PR-2018-014 it was approved 52,980.
					S	12,875					12,875			
					T	77,250					77,250			

GOVERNMENT OF PUERTO RICO  
 PUERTO RICO DEPARTMENT OF TRANSPORTATION AND PUBLIC WORKS  
 PUERTO RICO HIGHWAY AND TRANSPORTATION AUTHORITY  
 STATEWIDE TRANSPORTATION IMPROVEMENT PROGRAM  
 FISCAL YEARS 2019 - 2022  
 ADMINISTRATIVE MODIFICATION #1

SECTION 5307: SAN JUAN URBANIZED AREA (SJUA)

Num.	Description	Year AppORTIONED		Annual Element	Three Years Program				Total	Project Justification	Source of Local Funds	Remarks
				2019	2020	2021	2022	Est. Cost				
54	Design Improvements to the Público Vehicles Terminal at the Urban Center of Corozal - Improve pedestrian access	Corozal	2015	F	76,580				76,580	Narrative Justification Submitted	Certification Prepared by the Municipality	Carryover Funds \$76,580 FY 2016
				S	19,145				19,145			
				T	95,725				95,725			
55	Construction Improvements to the Público Vehicles Terminal at the Urban Center of Corozal - Improve pedestrian and vehicle access.	Corozal	2017	F		143,420			143,420	Narrative Justification Submitted	Certification Prepared by the Municipality	
				S		35,855			35,855			
				T		179,275			179,275			
56	Preventive Maintenance for Transit Fleet	Corozal	2015	F	88,820	21,631		-	110,451	Narrative Justification Submitted	Certification Prepared by the Municipality	Carryover Funds \$9,446 FY 2015 & \$16,355 FY 2016, FY2017 46,198 and FY2018 21,205
				S	22,205	5,408		-	27,613			
				T	111,025	27,039		-	138,064			
57	Improvements to streets, municipal roads and sidewalk along one stop on fixed trolley route	Corozal	2015	F	119,250				119,250	Narrative Justification Submitted	Certification Prepared by the Municipality	Carryover Funds \$119,250 FY 2015 in Application under FTA Consideration TrAMS # 5489-2016-5. Associate Transit Improvements.
				S	29,813				29,813			
				T	149,063				149,063			
58	Design and Construction of Five Bus Shelters and Signage for Dos Bocas New Route	Corozal	2018	F	104,513				104,513	Narrative Justification Submitted	The use of Toll Credits has been requested	
				S	-				-			
				T	104,513			-	104,513			
59	Design and Construction of Sidewalks along Shelter and Stops; Elderly Center, City Hall & Dos Bocas.	Corozal	2018	F	156,800				156,800	Narrative Justification Submitted	The use of Toll Credits has been requested	
				S					-			
				T	156,800	-		-	156,800			
60	Operational Assistance for ADA Paratransit	Corozal	2018	F	45,984	22,992		22,992	91,968	Narrative Justification Submitted	The use of Toll Credits has been requested	Carryover funds FY2018
				S	-				-			
				T	45,984	22,992	-	22,992	91,968			

GOVERNMENT OF PUERTO RICO  
 PUERTO RICO DEPARTMENT OF TRANSPORTATION AND PUBLIC WORKS  
 PUERTO RICO HIGHWAY AND TRANSPORTATION AUTHORITY  
 STATEWIDE TRANSPORTATION IMPROVEMENT PROGRAM  
 FISCAL YEARS 2019 - 2022  
 ADMINISTRATIVE MODIFICATION #1

SECTION 5307: SAN JUAN URBANIZED AREA (SJUA)

Num.	Description	Year Apportioned		Annual Element	Three Years Program				Total	Project Justification	Source of Local Funds	Remarks
				2019	2020	2021	2022	Est. Cost				
61	Acquisition of One (1) 16 Passenger Bus for Fixed Route; Dos Bocas New Route and One (1) Paratransit 11 Passenger	Corozal	2018	F	200,000				200,000	Narrative Justification Submitted	The use of Toll Credits has been requested	
				S					-			
				T	200,000	-		-	200,000			
62	Additional funds- Design and construction of sidewalks along shelter and stops;elderly center,city hall and dos bocas. Requested 130,667.00. Administrative Modification- \$104,513. Difference-\$26,154	Corozal	2019	F	26,154				26,154	Narrative Justification Submitted	The use of Toll Credits has been requested	
				S					-			
				T	26,154				26,154			
63	Preventive Maintenance Cost for Transit Fleet	Dorado	2016	F	75,680	25,817		-	101,497	Narrative Justification Submitted	The use of Toll Credits has been requested	Carryover Funds \$23,848 FY 2015. \$27,614 FY 2016 in FTA Grant PR-2017-005-00 and application 1970-2018-1
				S					-			
				T	75,680	25,817		-	101,497			
64	Provision of Paratransit Services in Accordance with ADA Regulations	Dorado	2015	F	205,150	69,982			275,132	Narrative Justification Submitted	The use of Toll Credits has been requested	Carryover Funds \$64,646 FY 2015 & \$65,939 FY 2016 Total \$130,585 in FTA Grant PR-2017-005-00. Application 1970-2018-1 FY17 and FY18
				S					-			
				T	205,150	69,982			275,132			
65	Identification of Bus Stops for the Campo y Pueblo Fixed Route Service	Dorado	2018	F	6,531		-		6,531	Narrative Justification Submitted	The use of Toll Credits has been requested	Application 1970-2018-1
				S			-		-			
				T	6,531		-	-	6,531			
66	Replacement of nine (9) vehicles for New Midsize Transit Buses	Guaynabo	2014	F	727,213		-	-	727,213	Narrative Justification Submitted	Certification Prepared by the Municipality	Carryover Funds from FY 2014 & 2015 in the amount of \$360K obligated for 3 of 9 vehicles in FTA Grant 2018-003
				S	181,803		-	-	181,803			
				T	909,016		-	-	909,016			
67	Preventive Maintenance Cost for Transit Fleet	Guaynabo	2013	F	324,816	164,848		-	489,664	Narrative Justification Submitted	Certification Prepared by the Municipality	Carryover Funds from FY 2014 & 2015 in the amount of \$360k were obligated in FTA Grant 2018-003-00. FY2018 Carryover 161,600 Application 1905-2019-2
				S	81,204	41,212		-	122,416			
				T	406,020	206,060		-	612,080			

GOVERNMENT OF PUERTO RICO  
 PUERTO RICO DEPARTMENT OF TRANSPORTATION AND PUBLIC WORKS  
 PUERTO RICO HIGHWAY AND TRANSPORTATION AUTHORITY  
 STATEWIDE TRANSPORTATION IMPROVEMENT PROGRAM  
 FISCAL YEARS 2019 - 2022  
 ADMINISTRATIVE MODIFICATION #1

SECTION 5307: SAN JUAN URBANIZED AREA (SJUA)

Num.	Description		Year Apportioned		Annual Element	Three Years Program				Total	Project Justification	Source of Local Funds	Remarks
					2019	2020	2021	2022	Est. Cost				
68	Repairs & Improvements of Public Transportation Terminal	Guaynabo	2013	F	488,000	-	-	-	488,000	Narrative Justification Submitted	Certification Prepared by the Municipality	Carryover Funds \$488,000 FY 2013 in Application under FTA Consideration TrAMS # 1905-2016-1	
				S	122,000	-	-	-	122,000				
				T	610,000	-	-	-	610,000				
69	Operational Assistance for ADA Paratransit Services	Guaynabo	2018	F	187,452	93,726			281,179	Narrative Justification Submitted	The use of Toll Credits has been requested	Application FY18 1905-2019-2	
				S					-				
				T	187,452	93,726			281,179				
70	Purchase and installation of GPS tracking system and Automatic Passenger Counters (APC) for 25 vehicle fleet	Guaynabo	2019	F	146,000				146,000	Narrative Justification Submitted	The use of Toll Credits has been requested		
				S					-				
				T	146,000				146,000				
71	Purchase of two support vehicles to transport drivers,- One 12 passenger van and one medium duty pick-up truck.	Guaynabo	2019	F	75,000				75,000	Narrative Justification Submitted	The use of Toll Credits has been requested		
				S					-				
				T	75,000				75,000				
72	Purchase of two Cummins engines to replace damaged engines on transit buses-	Guaynabo	2019	F	17,000				17,000	Narrative Justification Submitted	The use of Toll Credits has been requested		
				S					-				
				T	17,000				17,000				
73	Maintenance Expenses	Gurabo	2015	F	41,110	11,221		-	52,331	Narrative Justification Submitted	Certification Prepared by the Municipality	Carryover Funds \$8,000 FY 2015 & \$9,000 FY 2016 in Carryover FY17, FY18	
				S	10,278	2,805		-	13,083				
				T	51,388	14,026		-	65,414				
74	Provision for paratransit service	Gurabo	2015	F	198,458	67,258		-	265,716	Narrative Justification Submitted	Certification Prepared by the Municipality	Carryover FY17 65,933 and FY18 65,933	
				S	49,615	16,815		-	66,430				
				T	248,073	84,073		-	332,146				

GOVERNMENT OF PUERTO RICO  
 PUERTO RICO DEPARTMENT OF TRANSPORTATION AND PUBLIC WORKS  
 PUERTO RICO HIGHWAY AND TRANSPORTATION AUTHORITY  
 STATEWIDE TRANSPORTATION IMPROVEMENT PROGRAM  
 FISCAL YEARS 2019 - 2022  
 ADMINISTRATIVE MODIFICATION #1

SECTION 5307: SAN JUAN URBANIZED AREA (SJUA)

Num.	Description	Year Apportioned		Annual Element	Three Years Program				Total	Project Justification	Source of Local Funds	Remarks
				2019	2020	2021	2022	Est. Cost				
75	Design Improvements to Sidewalks on Fixed Trolley Route	Gurabo	2018	F	96,000			-	96,000	Narrative Justification Submitted	The use of Toll Credits has been requested	
				S	-			-	-			
				T	96,000			-	96,000			
76	Design, Environmental Compliance and Construction of Paseo Lineal at Jaguas Ward	Gurabo	2018	F	40,800			-	40,800	Narrative Justification Submitted	The use of Toll Credits has been requested	
				S	-			-	-			
				T	40,800	-		-	40,800			
77	Acquisition and Installation of Security Cameras System for the Publico Terminal	Gurabo	2019	F	30,000				30,000	Narrative Justification Submitted	The use of Toll Credits has been requested	
				S					-			
				T	30,000				30,000			
78	Preventive Maintenance Cost for Público Terminals	Humacao	2015	F	220,000	45,450	45,905	46,364	357,718	Narrative Justification Submitted	Certification Prepared by the Municipality	Carryover Funds \$135,000 FY 2015 & \$40,000 FY 2016. FY 2015 in Application under FTA Consideration TrAMS # 5567-2016-1
				S		113.63	11,476	11,591	89,430			
				T	220,000	56,813	57,381	57,954	447,148			
79	Preventive Maintenance Cost for Transit Fleet	Humacao	2013	F	135,439	56,669	57,236	57,808	307,152	Narrative Justification Submitted	Certification Prepared by the Municipality	Carryover Funds \$23,400 for FY 2013, \$1,400 for FY 2014 & \$53,970 FY 2016. FY 2013 & 2014 in Application under FTA Consideration TrAMS # 5567-2016-1
				S		14,167	14,309	14,452	76,788			
				T	135,439	70,836	71,545	72,260	383,940			
80	Provision of Paratransit Services in Accordance with ADA Regulations	Humacao	2013	F	340,000	85,850	86,709	87,576	600,134	Narrative Justification Submitted	Certification Prepared by the Municipality	Carryover Funds \$80,000 for FY 2013, \$90,000 FY 2014 & \$85,000 FY 2016. FY 2013 & 2014 in Application under FTA Consideration TrAMS # 5567-2016-1
				S		21,463	21,677	21,894	150,034			
				T	340,000	107,313	108,386	109,469	750,168			
81	Replacement of Twelve (12) Bus Passenger Shelter for Existing Trolley Route	Humacao	2013	F	144,000	-	-	-	144,000	Narrative Justification Submitted	Certification Prepared by the Municipality	Carryover Funds FY 2013 in Application under FTA Consideration TrAMS # 5567-2016-1
				S		-	-	-	36,000			
				T	144,000	-	-	-	180,000			
82	Installation of 36 Bus Stops for New Trolley Routes	Humacao	2014	F	8,640		-	-	8,640	Narrative Justification Submitted	Certification Prepared by the Municipality	Carryover Funds FY 2014 in Application under FTA Consideration TrAMS # 5567-2017-1
				S			-	-	2,160			
				T	8,640		-	-	10,800			
83	Purchase of Computer Equipment and Radio Communication System	Humacao	2018	F	14,728		-	-	14,728	Narrative Justification Submitted	The use of Toll Credits has been requested	
				S			-	-	-			
				T	14,728		-	-	14,728			

GOVERNMENT OF PUERTO RICO  
 PUERTO RICO DEPARTMENT OF TRANSPORTATION AND PUBLIC WORKS  
 PUERTO RICO HIGHWAY AND TRANSPORTATION AUTHORITY  
 STATEWIDE TRANSPORTATION IMPROVEMENT PROGRAM  
 FISCAL YEARS 2019 - 2022  
 ADMINISTRATIVE MODIFICATION #1

SECTION 5307: SAN JUAN URBANIZED AREA (SJUA)

Num.	Description		Year Apportioned	Annual Element	Three Years Program				Total	Project Justification	Source of Local Funds	Remarks
				2019	2020	2021	2022	Est. Cost				
84	Purchase of Equipment for Municipal Transit Garage	Humacao	2018	F	1,760		-	-	1,760	Narrative Justification Submitted	The use of Toll Credits has been requested	
				S			-	-	-			
				T	1,760		-	-	1,760			
85	Drugs and Alcohol Test and Physical Examination for SITRAH Drivers	Humacao	2019	F	1,410	1,410	1,410	1,410	5,640	Narrative Justification Submitted	The use of Toll Credits has been requested	
				S					-			
				T	1,410	1,410	1,410	1,410	5,640			
86	Preventive Maintenance Cost for Nine (9) Vehicles	Juncos	2014	F	139,225	13,899			153,124	Narrative Justification Submitted	Certification Prepared by the Municipality	FY14 & FY16 under grant PR-2017-018. Carryover FY17 53,161, & FY18 33,628
				S	34,806	3,475			38,281			
				T	174,031	17,374			191,405			
87	Provision of Paratransit Services in Accordance with ADA Regulations	Juncos	2015	F	197,607	66,970		-	264,577	Narrative Justification Submitted	Certification Prepared by the Municipality	\$84,800 for FY 2015 & \$65,000 FY 2016 in PR-2017-018. Carryover funds for FY17 65,650 and FY18 65,650
				S	49,402	16,742		-	66,144			
				T	247,009	83,712		-	330,721			
88	Purchase of Equipment for Municipal Transit Garage	Juncos	2013	F	20,000		-	-	20,000	Narrative Justification Submitted	Certification Prepared by the Municipality	Carryover Funds FY 2013 in Application under FTA Consideration TrAMS # 3050-2016-1
				S	5,000		-	-	5,000			
				T	25,000		-	-	25,000			
89	Replacement of Two(2) 30 Ft vehicles	Juncos	2018	F	320,000		-	-	320,000	Narrative Justification Submitted	The use of Toll Credits has been requested	
				S			-	-	-			
				T	320,000		-	-	320,000			
90	Reconstruction of sidewalks, curbs and gutters along main transit routes to acces transit stops, including engineering and supervision.	Juncos	2019	F	362,500	362,500			725,000	Narrative Justification Submitted	The use of Toll Credits has been requested	
				S					-			
				T	362,500	362,500			725,000			
91	Engineering, Design and Environmental Compliance for the Construction of Maintenance Facilities, Phase I	Las Piedras	2016	F	120,000				120,000			
				S	30,000				30,000			
				T	150,000				150,000			
92	Construction of Maintenance Facilities, Phase II	Las Piedras	2018	F	284,000			-	284,000	Narrative Justification Submitted	The use of Toll Credits has been requested	
				S				-	-			
				T	284,000			-	284,000			



GOVERNMENT OF PUERTO RICO  
 PUERTO RICO DEPARTMENT OF TRANSPORTATION AND PUBLIC WORKS  
 PUERTO RICO HIGHWAY AND TRANSPORTATION AUTHORITY  
 STATEWIDE TRANSPORTATION IMPROVEMENT PROGRAM  
 FISCAL YEARS 2019 - 2022  
 ADMINISTRATIVE MODIFICATION #1

SECTION 5307: SAN JUAN URBANIZED AREA (SJUA)

Num.	Description		Year Apportioned		Annual Element	Three Years Program				Total	Project Justification	Source of Local Funds	Remarks
					2019	2020	2021	2022	Est. Cost				
93		Provision of Paratransit Services in Accordance with ADA Regulations	Manati	2017	F	123,764	61,882			185,646	Narrative Justification Submitted	Certification Prepared by the Municipality	FY 17 in FTA Grant 2018-001-00. Carryover funds FY18 61,882
					S	30,941	15,471			46,412			
					T	154,705	77,353			232,058			
94		Preventive Maintenance Cost for Transit Fleet	Manati	2017	F	66,812	33,406			100,218	Narrative Justification Submitted	Certification Prepared by the Municipality	FY 15, 16 & 17 in FTA Grant 2018-001-00. Carryover FY18 33,406
					S	16,703	8,352			25,055			
					T	83,515	41,758			125,273			
95		Environmental Study, Design and Construction of Transfer Station and Maintenance Garage	Manati	2017	F	218,400	-	-	-	218,400	Narrative Justification Submitted	Certification Prepared by the Municipality	Subject to complete Grant in TRAMs. Carryover FY2018
					S	54,600	-	-	-	54,600			
					T	273,000	-	-	-	273,000			
96		Additional Funds for the Acquisition of Land for the Construction of Transfer Station and Maintenance Garage	Manati	2018	F	146,400		-	-	146,400	Narrative Justification Submitted	Certification Prepared by the Municipality	Carryover FY18
					S	36,600		-	-	36,600			
					T	183,000		-	-	183,000			
97		Preventive Maintenance Costs for Public Transportation Terminals	Manati	2018	F	173,844			-	173,844	Narrative Justification Submitted	The use of Toll Credits has been requested	Carryover funds
					S				-	-			
					T	173,844			-	173,844			
98		Preventive Maintenance for the Fixed Route and Paratransit Fleet	MBA	2018	F	12,000,000		12,000,000	-	24,000,000	Narrative Justification Submitted	The use of Toll Credits has been requested	
					S					-			
					T	12,000,000		12,000,000	-	24,000,000			
99		Acquisition and replacement of tools for maintenance shop and office equipment	MBA	2019	F	300,000				300,000	Narrative Justification Submitted	The use of Toll Credits has been requested	
					S								
					T	300,000				300,000			
100		Project Administration	MBA	2019	F	100,000				100,000	Narrative Justification Submitted	The use of Toll Credits has been requested	
					S								
					T	100,000				100,000			

GOVERNMENT OF PUERTO RICO  
 PUERTO RICO DEPARTMENT OF TRANSPORTATION AND PUBLIC WORKS  
 PUERTO RICO HIGHWAY AND TRANSPORTATION AUTHORITY  
 STATEWIDE TRANSPORTATION IMPROVEMENT PROGRAM  
 FISCAL YEARS 2019 - 2022  
 ADMINISTRATIVE MODIFICATION #1

SECTION 5307: SAN JUAN URBANIZED AREA (SJUA)

Num.	Description		Year Apportioned	Annual Element	Three Years Program				Total	Project Justification	Source of Local Funds	Remarks
				2019	2020	2021	2022	Est. Cost				
101	Replacement of twelve (12) paratransit units	MBA	2019	F	500,000	500,000			1,000,000	Narrative Justification Submitted	The use of Toll Credits has been requested	
				S								
				T	500,000	500,000			1,000,000			
102	Improvements of the public transportation terminal	Morovis	2019	F	813,120				813,120	Narrative Justification Submitted	The use of Toll Credits has been requested	Subject to PRHTA evaluation
				S								
				T	813,120				813,120			
103	Acquisition of two (2) buses- 11 passengers for fixed routes	Naranjito	2019	F	160,000				160,000	Narrative Justification Submitted	The use of Toll Credits has been requested	
				S					-			
				T	160,000				160,000			
104	Preventive Maintenance Cost for Tren Urbano	PRHTA	2016	F	15,000,000	15,000,000			30,000,000	Narrative Justification Submitted		FY 2017 with 15M in FTA Grant 2017-024-00. FY18 FTA Grant PR-2018-013
				S					-			
				T	15,000,000	15,000,000			30,000,000			
105	Cost Associated to parts, equipment and material for preventive maintenance acquired by First Transit	PRHTA	2016	F	1,000,000	-	-	-	1,000,000	Narrative Justification Submitted		Carryover FY2017
				S	250,000	-	-	-	250,000			
				T	1,250,000	-	-	-	1,250,000			
106	Design and Installation of a Solar Energy Project for Tren Urbano	PRHTA	2017	F	356,000				356,000	Narrative Justification Submitted		
				S	89,000	-	-	-	89,000			
				T	445,000	-	-	-	445,000			
107	Paint and Body Works of three buses	PRHTA	2019	F	8,000				8,000			
				S					-			
				T	8,000				8,000			
108	Public Transportation Agency Safety Plan	PRHTA	2019	F	350,000				350,000			
				S					-			
				T	350,000				350,000			
109	Funds for Vessel Parts, Equipment and Drydocking	PRHTA/ATM	2017	F	1,500,000	-	-	-	1,500,000	Narrative Justification Submitted	Agency requested the use of Toll Credits	Carryover FY2017
				S		-	-	-	-			
				T	1,500,000	-	-	-	1,500,000			
110	Surveillance and Security System for Terminal and Vessels	PRHTA/ATM	2017	F	800,000	-	-	-	800,000	Narrative Justification Submitted	Agency requested the use of Toll Credits	Carryover FY2017
				S		-	-	-	-			
				T	800,000	-	-	-	800,000			
111	Preventive Maintenance and Related Material Cost	PRHTA/ATM	2017	F	1,500,000				1,500,000	Narrative Justification Submitted	Agency requested the use of Toll Credits	Carryover FY2017
				S		-	-	-	-			
				T	1,500,000	-	-	-	1,500,000			

GOVERNMENT OF PUERTO RICO  
 PUERTO RICO DEPARTMENT OF TRANSPORTATION AND PUBLIC WORKS  
 PUERTO RICO HIGHWAY AND TRANSPORTATION AUTHORITY  
 STATEWIDE TRANSPORTATION IMPROVEMENT PROGRAM  
 FISCAL YEARS 2019 - 2022  
 ADMINISTRATIVE MODIFICATION #1

SECTION 5307: SAN JUAN URBANIZED AREA (SJUA)

Num.	Description		Year Apportioned	Annual Element	Three Years Program				Total	Project Justification	Source of Local Funds	Remarks
				2019	2020	2021	2022	Est. Cost				
112	Improvement to San Juan Maintenance Base	PRHTA/ATM	2017	F	480,000	-	-	-	480,000	Narrative Justification Submitted	Agency requested the use of Toll Credits	Carryover FY2017
				S		-	-	-	-			
				T	480,000	-	-	-	480,000			
113	Rehabilitate, Rebuild and Maintain Ship Lift and Transfer System at Maintenance Base for the ATM System	PRHTA/ATM	2017	F	3,996,110	-	-	-	3,996,110	Narrative Justification Submitted	Agency requested the use of Toll Credits	Carryover FY2017
				S		-	-	-	-			
				T	3,996,110	-	-	-	3,996,110			
114	Purchase of Two (2) Pick Up Truck	San Juan	2013	F	40,000	-	-	-	40,000	Narrative Justification Submitted	Toll Credits Requested by Municipality	Carryover Funds FY 2013 in Application under FTA Consideration TrAMS # 1886-2016-1
				S		-	-	-	-			
				T	40,000	-	-	-	40,000			
115	Acquisition of Vehicles to Improve Public Transportation Services	San Juan	2017	F	650,000	-	-	-	650,000	Narrative Justification Submitted	Toll Credits Requested by Municipality	
				S		-	-	-	-			
				T	650,000	-	-	-	650,000			
116	Improvements to the Juan Palerm (East Terminal) Público Vehicles Terminal	San Juan	2014	F	300,000	-	-	-	300,000	Narrative Justification Submitted	Toll Credits Requested by Municipality	Carryover Funds FY 2014 in Application under FTA Consideration TrAMS # 1886-2016-1
				S	-	-	-	-	-			
				T	300,000	-	-	-	300,000			
117	Preventive Maintenance for Red Conecta	San Juan	2016	F	1,160,350	585,977	591,837	597,755	2,935,919	Narrative Justification Submitted	Toll Credits Requested by Municipality	Carryover Funds \$580,175 FY 2016 in Application under FTA Consideration TrAMS # 1886-2016-1
				S	290,088	146,494	147,959	149,439	733,980			
				T	1,450,438	732,471	739,796	747,194	3,669,899			
118	Replacement of four (4) trolley buses	San Juan	2015	F	800,000	-	-	-	800,000	Narrative Justification Submitted	Toll Credits Requested by Municipality	Carryover Funds \$800,000 FY 2015 in Application under FTA Consideration TrAMS # 1886-2016-1
				S	-	-	-	-	-			
				T	800,000	-	-	-	800,000			
119	Construction of Paseo Lineal Miramar-Condado	San Juan	2016	F	3,200,000	-	-	-	3,200,000	Narrative Justification Submitted	Certification Prepared by the Municipality	Carryover Funds \$3,200,000 FY 2016 in Application under FTA Consideration TrAMS # 1886-2016-1. Associated Transit Improvements: Bicycle paths
				S		-	-	-	-			
				T	3,200,000	-	-	-	3,200,000			
120	Improvements to the Capetillo Terminal	San Juan	2017	F	106,020	-	-	-	106,020	Budget Revision to Grant PR-90-X354-00	Certification Prepared by the Municipality	In Grant PR-90-X-354-00
				S	26,505	-	-	-	26,505			
				T	132,525	-	-	-	132,525			

GOVERNMENT OF PUERTO RICO  
 PUERTO RICO DEPARTMENT OF TRANSPORTATION AND PUBLIC WORKS  
 PUERTO RICO HIGHWAY AND TRANSPORTATION AUTHORITY  
 STATEWIDE TRANSPORTATION IMPROVEMENT PROGRAM  
 FISCAL YEARS 2019 - 2022  
 ADMINISTRATIVE MODIFICATION #1

SECTION 5307: SAN JUAN URBANIZED AREA (SJUA)

Num.	Description	Year Apportioned		Annual Element	Three Years Program				Total	Project Justification	Source of Local Funds	Remarks
				2019	2020	2021	2022	Est. Cost				
121	Reconstruction of selected sidewalks within walking distance (0.5 miles) of transit stops in the main urban areas of San Juan.	San Juan	2019	F	388,126				388,126	Narrative Justification Submitted	The use of Toll Credits has been requested	
				S					-			
				T	388,126				388,126			
122	Provision of Paratransit Services in Accordance with ADA Regulations	San Lorenzo	2015	F	217,070	73,571		-	290,641	Narrative Justification Submitted	Certification Prepared by the Municipality	
				S	54,268	18,393		-	72,661			
				T	271,338	91,964		-	363,302			
123	Acquisition and Installation of a Virtual Camera System for the security in the Public Transportation Routes Stop Sites	San Lorenzo	2017	F	231,200	-	-	-	231,200	Narrative Justification Submitted	Certification Prepared by the Municipality	Carryover FY17
				S	57,800	-	-	-	57,800			
				T	289,000	-	-	-	289,000			
124	Purchase & Installation of Stop and Street Signs for the three Public Transportation Routes	San Lorenzo	2017	F	135,360	-	-	-	135,360	Narrative Justification Submitted	Certification Prepared by the Municipality	Carryover FY17
				S	33,840	-	-	-	33,840			
				T	169,200	-	-	-	169,200			
125	Purchase & Installation of Fifteen (15) Shelters for the Public Transportation Route	San Lorenzo	2017	F	48,000	-	-	-	48,000	Narrative Justification Submitted	Certification Prepared by the Municipality	Carryover FY17
				S	12,000	-	-	-	12,000			
				T	60,000	-	-	-	60,000			
126	Construction Ramps and Reconstruction Sidewalks along Trolley Route	San Lorenzo	2018	F	453,636			-	453,636	Narrative Justification Submitted	The use of Toll Credits has been requested	Carryover funds
				S					-			
				T	453,636	-			453,636			
127	Preventive Maintenance Cost for Transit Fleet	Toa Baja	2015	F	478,167	100,582		-	578,749	Narrative Justification Submitted	The use of Toll Credits has been requested	Carryover Funds \$91,179 FY 2015 & \$91,178 FY 2016
				S	119,542	25,145		-	144,687			
				T	597,709	125,727		-	723,436			
128	Radios Communication Units (5)	Toa Baja	2015	F	12,200	-	-	-	12,200	Narrative Justification Submitted	The use of Toll Credits has been requested	Carryover Funds \$12,200 FY 2015
				S	-	-	-	-	-			
				T	12,200	-	-	-	12,200			

GOVERNMENT OF PUERTO RICO  
 PUERTO RICO DEPARTMENT OF TRANSPORTATION AND PUBLIC WORKS  
 PUERTO RICO HIGHWAY AND TRANSPORTATION AUTHORITY  
 STATEWIDE TRANSPORTATION IMPROVEMENT PROGRAM  
 FISCAL YEARS 2019 - 2022  
 ADMINISTRATIVE MODIFICATION #1

SECTION 5307: SAN JUAN URBANIZED AREA (SJUA)

Num.	Description		Year Apportioned	Annual Element	Three Years Program				Total	Project Justification	Source of Local Funds	Remarks
				2019	2020	2021	2022	Est. Cost				
129	Installation of four (4) Bus Shelter for the New Routes Candelaria Arenas and Pájaros Ward	Toa Baja	2015	F	38,720	-	-	-	38,720	Narrative Justification Submitted	The use of Toll Credits has been requested	Carryover Funds \$38,720 FY 2016
				S	-	-	-	-				
				T	38,720	-	-	-	38,720			
130	One (1) support vehicle for oversight and support the Transit System	Toa Baja	2015	F	24,000	-	-	-	24,000	Narrative Justification Submitted	The use of Toll Credits has been requested	Carryover Funds \$24,000 FY 2015 in Application under FTA Consideration TrAMS # 5415-2016-1
				S	-	-	-	-				
				T	24,000	-	-	-	24,000			
131	Provision of Paratransit Services in Accordance with ADA Regulations	Toa Baja	2015	F	586,676	228,757	231,045	233,355	1,279,833	Narrative Justification Submitted	The use of Toll Credits has been requested	Carryover Funds \$180,000 FY 2015 & \$180,092 FY 2016. FY 2015 in Application under FTA Consideration TrAMS # 5415-2016-1
				S				58,339	58,339			
				T	586,676	228,757	231,045	291,694	1,338,172			
132	Reconstruction for the sidewalks and handicap ramps for East route- Two (2) Phases.	Toa Baja	2015	F	542,010	-	-	-	542,010	Narrative Justification Submitted	The use of Toll Credits has been requested	Carryover Funds \$271,005 FY 2015 & \$271,005 FY 2016. FY 2015 in Application under FTA Consideration TrAMS # 5415-
				S	-	-	-	-	-			
				T	542,010	-	-	-	542,010			
133	Purchase of 3 Cutaway <30 ft. 24 passenger buses for New Routes Candelaria Arena and Pájaros Ward	Toa Baja	2016	F	336,000	-	-	-	336,000	Narrative Justification Submitted	The use of Toll Credits has been requested	Carryover Funds \$336,000 FY 2016
				S	-	-	-	-	-			
				T	336,000	-	-	-	336,000			
134	Purchase of 2 Cutaway 30 ft. 24 passenger buses for New Routes to Tren Urbano	Toa Baja	2015	F	280,000	-	-	-	280,000	Narrative Justification Submitted	The use of Toll Credits has been requested	Carryover Funds \$280,000 FY 2016
				S	-	-	-	-	-			
				T	280,000	-	-	-	280,000			
135	Purchase of two (2) Paratransit Minibus to meet additional ADA demand	Toa Baja	2017	F	128,000	-	-	-	128,000	Narrative Justification Submitted	The use of Toll Credits has been requested	
				S	-	-	-	-	-			
				T	128,000	-	-	-	128,000			
136	Replacement of one (1) Trolley damaged, two (2) Paratransit Minibuses and two (2) Trolley	Toa Baja	2015	F	256,000	288,000	-	-	544,000	Narrative Justification Submitted	The use of Toll Credits has been requested	Carryover Funds \$128,000 FY 2015 & \$128,000 FY 2016
				S	-	-	-	-	-			
				T	256,000	288,000	-	-	544,000			

GOVERNMENT OF PUERTO RICO  
 PUERTO RICO DEPARTMENT OF TRANSPORTATION AND PUBLIC WORKS  
 PUERTO RICO HIGHWAY AND TRANSPORTATION AUTHORITY  
 STATEWIDE TRANSPORTATION IMPROVEMENT PROGRAM  
 FISCAL YEARS 2019 - 2022  
 ADMINISTRATIVE MODIFICATION #1

SECTION 5307: SAN JUAN URBANIZED AREA (SJUA)

Num.	Description		Year Apportioned	Annual Element	Three Years Program				Total	Project Justification	Source of Local Funds	Remarks
				2019	2020	2021	2022	Est. Cost				
137	Renovation and repair of Público Terminal at Pueblo Ward	Trujillo Alto	2015	F	500,000				500,000	Narrative Justification Submitted	The use of Toll Credits has been requested	Carryover Funds \$407,000 FY 2015
				S					-			
				T	500,000				500,000			
138	Preventive Maintenance for Transit Buses, Facilities and ADA Complementary Paratransit activities	Vega Alta	2015	F	106,030	53,811		-	159,841	Narrative Justification Submitted	Certification Prepared by the Municipality	Carryover Funds \$51,200 FY 2015 & \$51,712 FY 2016 PR-2018-007. Carryover FY2018 52,751
				S	26,508	13,453		-	39,961			
				T	132,538	67,264		-	199,802			
139	Operational Assistance for ADA Complementary Paratransit Activities	Vega Alta	2015	F	94,788	48,347		-	143,135	Narrative Justification Submitted	Certification Prepared by the Municipality	Carryover Funds \$46,000 FY 2015 & \$46,460 FY 2016. FY 2015 in Application under FTA Consideration TrAMS # 5462-2016-1
				S	23,816	12,087		-	35,903			
				T	118,604	60,434		-	179,038			
140	Preventive Maintenance Cost for Transit Fleet	Vega Baja	2015	F	198,920	209,300	220,300	231,900	860,420	Narrative Justification Submitted	Certification Prepared by the Municipality	\$57,000 FY 2015 & \$57,000 FY 2016 and FY17 65,600 approved in grant PR-2018-012
				S	49,730	41,860	44,060	57,975	193,625			
				T	248,650	251,160	264,360	289,875	1,054,045			
141	Operation of Paratransit System in Compliance with ADA regulations	Vega Baja	2017	F	143,900	151,400	159,400	167,800	622,500	Narrative Justification Submitted	Certification Prepared by the Municipality	FY17 124,400 in application 5414-2017-1. Carryover FY2018 119,200
				S	92,000	37,850	39,850	41,950	211,650			
				T	460,000	189,250	199,250	209,750	1,058,250			
142	Acquisition of Two (2) Cutaway Bus (18-20 Passenger Capacity) for Replacement	Vega Baja	2015	F	280,000	-	-	-	280,000	Narrative Justification Submitted	Certification Prepared by the Municipality	Carryover Funds FY 2014 in Application under FTA Consideration TrAMS # 5414-2016-1
				S	70,000	-	-	-	70,000			
				T	350,000	-	-	-	350,000			
143	Improvements to Access - Bus shelters on Fixed Routes Services (20 stops)	Vega Baja	2018	F	320,000			-	320,000	Narrative Justification Submitted	The use of Toll Credits has been requested	Application 5414-2019-1
				S				-	-			
				T	320,000			-	320,000			
144	Signage for Bus Stops, Route Information and Cross Walks on Fixed Routes	Vega Baja	2018	F	24,000		-	-	24,000	Narrative Justification Submitted	The use of Toll Credits has been requested	Application 5414-2019-2
				S			-	-	-			
				T	24,000		-	-	24,000			

GOVERNMENT OF PUERTO RICO  
 PUERTO RICO DEPARTMENT OF TRANSPORTATION AND PUBLIC WORKS  
 PUERTO RICO HIGHWAY AND TRANSPORTATION AUTHORITY  
 STATEWIDE TRANSPORTATION IMPROVEMENT PROGRAM  
 FISCAL YEARS 2019 - 2022  
 ADMINISTRATIVE MODIFICATION #1

SECTION 5307: SAN JUAN URBANIZED AREA (SJUA)

Num.	Description		Year AppORTIONED	Annual Element	Three Years Program				Total	Project Justification	Source of Local Funds	Remarks
				2019	2020	2021	2022	Est. Cost				
145	Crosswalks pavement marking for acces bus stops on the fixed route #2	Vega Baja	2019	F		20,850			20,850	Narrative Justification Submitted	The use of Toll Credits has been requested	
				S				-				
				T		20,850			20,850			
146	Acquisition of bikes racks for main bus stops on the Fixed route #2	Vega Baja	2019	F		14,490			14,490	Narrative Justification Submitted	The use of Toll Credits has been requested	
				S				-				
				T		14,490			14,490			
147	Security systems for two (2) main terminals and fleet tracking devices	Vega Baja	2019	F		9,600			9,600	Narrative Justification Submitted	The use of Toll Credits has been requested	
				S				-				
				T		9,600			9,600			
148	Improvements to access bus shelters on the fixed route #3	Vega Baja	2019	F	452,200				452,200	Narrative Justification Submitted	The use of Toll Credits has been requested	
				S				-				
				T	452,200				452,200			
149	Paint and Body Works of three buses	Vega Baja	2019	F	8,000				8,000	Narrative Justification Submitted	The use of Toll Credits has been requested	Transferred vehicles from PRHTA
				S				-				
				T	8,000				8,000			
150	Preventive Maintenance	Yabucoa	2018	F	-	10,000	10,000	10,000	30,000	Narrative Justification Submitted	The use of Toll Credits has been requested	
				S				-				
				T	-	10,000	10,000	10,000	30,000			
151	Design and Engineering for the construction of Downtown Center of Transportation Terminal	Yabucoa	2019	F	700,000				700,000	Narrative Justification Submitted	The use of Toll Credits has been requested	
				S				-				
				T	700,000				700,000			
152	Construction of Downtown Center of Transportation Terminal	Yabucoa	2019	F			2,000,000		1,000,000	Narrative Justification Submitted	The use of Toll Credits has been requested	Pending PRHTA evaluation
				S								
				T			2,000,000		1,000,000			
Total Federal Funds:					71,415,502	20,373,804	16,570,464	1,556,319	107,916,089			
Total State or Local Funds:					4,928,659	722,109	353,909	355,639	6,360,316			
Total					76,568,261	21,095,913	16,924,373	1,911,959	114,500,505			



*Government of Puerto Rico*

*Puerto Rico Department of Transportation and Public Works*  
*Puerto Rico Highway and Transportation Authority*

***Statewide Transportation Improvement Program (STIP)***

***FEDERAL TRANSIT ADMINISTRATION (FTA)***

***San Juan Urbanized Area (SJUA)***

***(UA > 1,000,000 in Population)***

***Operating Assistance Special Rule***

***Section 5307***

---



GOVERNMENT OF PUERTO RICO  
 PUERTO RICO DEPARTMENT OF TRANSPORTATION AND PUBLIC WORKS  
 PUERTO RICO HIGHWAY AND TRANSPORTATION AUTHORITY  
 STATEWIDE TRANSPORTATION IMPROVEMENT PROGRAM  
 FISCAL YEARS 2019 - 2022  
 ADMINISTRATIVE MODIFICATION #1

SECTION 5307: FTA OPERATING ASSISTANCE SPECIAL RULE, SAN JUAN URBANIZED AREA

Num.	Description	Grantee	Year Apportioned	Annual Element	Three Years Program				Total	Project Justification	Source of Local Funds	Remarks
				2019	2020	2021	2022	Est. Cost				
1	Operating Assistance Rule	Bayamon	2018	F	221,117				221,117			
				S	221,117				221,117			
				T	442,234				442,234			
2	Operating Assistance Special Rule	Caguas	2015	F	179,974				179,974			Carryover Funds \$69,630 FY 2015. \$110,344 FY 2016 in FTA Grant PR-2017-003-00
				S	179,974		-	-	179,974			
				T	359,948		-	-	359,948			
3	Operating Assistance Special Rule	Carolina	2016	F	447,721				447,721			Carryover Funds \$ 447,721 FY 2016.
				S	447,721		-	-	447,721			
				T	895,442		-	-	895,442			
4	Operating Assistance Special Rule	Cayey	2016	F	53,114				53,114			Carryover Funds \$ 53,114 FY 2016.
				S	53,114		-	-	53,114			
				T	106,227		-	-	106,227			
6	Operating Assistance -Special Rule	Cayey	2018	F	57,642				57,642			
				S	57,642				57,642			
				T	115,284				115,284			
7	Operating Assistance Special Rule	Cidra	2016	F	54,132				54,132			Carryover Funds \$ 54,132 FY 2016.
				S	54,132		-	-	54,132			
				T	108,263		-	-	108,263			
9	Operating Assistance -Special Rule	Dorado	2018	F	62,472				62,472			Carryover Funds \$30,810 FY16 and \$31,662 partial allocation FY17
				S	62,472		-	-	62,472			
				T	124,944		-	-	124,944			
10	Operating Assistance -Special Rule	Guaynabo	2015	F	713,537				713,537			Carryover Funds \$337,643 FY 2015 & \$375,894 FY 2016. FY 2015 in Application under FTA Consideration. TrAMS # 1905-2016- 1
				S	713,537		-	-	713,537			
				T	1,427,075		-	-	1,427,075			
11	Operating Assistance -Special Rule	Guaynabo	2018	F	318,989				318,989			
				S	318,989				318,989			
				T	637,978				637,978			

GOVERNMENT OF PUERTO RICO  
 PUERTO RICO DEPARTMENT OF TRANSPORTATION AND PUBLIC WORKS  
 PUERTO RICO HIGHWAY AND TRANSPORTATION AUTHORITY  
 STATEWIDE TRANSPORTATION IMPROVEMENT PROGRAM  
 FISCAL YEARS 2019 - 2022  
 ADMINISTRATIVE MODIFICATION #1

SECTION 5307: FTA OPERATING ASSISTANCE SPECIAL RULE, SAN JUAN URBANIZED AREA

Num.	Description	Grantee	Year Apportioned	Annual Element	Three Years Program			Total	Project Justification	Source of Local Funds	Remarks
				2019	2020	2021	2022	Est. Cost			
12	Operating Assistance -Special Rule	Guaynabo	2018	F	318,989				318,989		
				S	318,989				318,989		
				T	637,978				637,978		
14	Operating Assistance Special Rule	Humacao	2014	F	149,268				149,268		Carryover Funds \$50,026 FY 2014, \$47,701 FY 2015 & \$51,541 FY 2014 & 2015 in Application under FTA Consideration TrAMS # 5567-2016-1
				S	149,268		-	-	149,268		
				T	298,535		-	-	298,535		
15	Operating Assistance Special Rule	Juncos	2015	F	121,408				121,408		Carryover Funds \$57,333 FY 2015 & \$64,074 FY 2016. FY 2015 in Application under FTA Consideration. TrAMS # 3050-2016-1
				S	121,408		-	-	121,408		
				T	242,816		-	-	242,816		
16	Operating Assistance -Special Rule	Juncos	2018	F	80,258				80,258		
				S	80,258		-	-	80,258		
				T	160,516		-	-	160,516		
17	Operating Assistance -Special Rule	Juncos	2019	F	48,300				48,300		
				S	48,300				48,300		
				T	96,600				96,600		
19	Operating Assistance -Special Rule	Manatí	2018	F	42,783				42,783		
				S	42,783				42,783		
				T	85,566				85,566		
20	Operating Assistance Special Rule	PRHTA/ATI	2014	F	3,371,330				3,371,330		Carryover Funds \$1,661,361 FY 2015 & \$1,709,969 FY 2016
				S	3,371,330		-	-	3,371,330		
				T	6,742,660		-	-	6,742,660		
21	Operating Assistance -Special Rule	San Juan	2014	F	718,528				718,528		Carryover Funds \$214,967 FY 2014, \$227,614 FY 2015 & \$275,947 FY 2016. FY 2015 in Application under FTA Consideration TrAMS # 1886-2016-1
				S	718,528	-	-	-	718,528		
				T	1,437,056	-	-	-	1,437,056		
22	Operating Assistance Special Rule	San Lorenzo	2014	F	96,613				96,613		Carryover Funds \$37,038 FY 2015 & \$59,576. \$60,658.00 in FTA Grant PR-2017-009-00
				S	96,613		-	-	96,613		
				T	193,226		-	-	193,226		

GOVERNMENT OF PUERTO RICO  
 PUERTO RICO DEPARTMENT OF TRANSPORTATION AND PUBLIC WORKS  
 PUERTO RICO HIGHWAY AND TRANSPORTATION AUTHORITY  
 STATEWIDE TRANSPORTATION IMPROVEMENT PROGRAM  
 FISCAL YEARS 2019 - 2022  
 ADMINISTRATIVE MODIFICATION #1

SECTION 5307: FTA OPERATING ASSISTANCE SPECIAL RULE, SAN JUAN URBANIZED AREA

Num.	Description	Grantee	Year Apportioned	Annual Element	Three Years Program			Total	Project Justification	Source of Local Funds	Remarks
				2019	2020	2021	2022	Est. Cost			
23	Operating Assistance Special Rule	Toa Baja	2014	F	183,119				183,119		Carryover Funds \$88,397 FY 2015 & \$ 94,721 FY 2016
				S	183,119			-	183,119		
				T	366,237			-	366,237		
24	Operating Assistance -Special Rule	Toa Baja	2018	F	222,857				222,857		
				S	222,857				222,857		
				T	445,714				445,714		
25	Operating Assistance -Special Rule	Vega Alta	2015	F	62,258				62,258		Carry over Funds \$17,833 FY 2015 & \$44,425 FY2016. FY 2015 in application under FTA Consideration. TrAMS # 5462-2016-1
				S	62,258	-	-	-	62,258		
				T	124,516	-	-	-	124,516		
26	Operating Assistance -Special Rule	Vega Alta	2018	F	53,323				53,323		
				S	53,323		-	-	53,323		
				T	106,646		-	-	106,646		
27	Operating Assistance -Special Rule	Vega Baja	2015	F	140,726				140,726		Carryover Funds \$75,743 FY 2015 & \$64,983 FY 2016
				S	140,726	-	-	-	140,726		
				T	281,453	-	-	-	281,453		
28	Operating Assistance -Special Rule	Vega Baja	2019	F	163,038				163,038		Carryover Funds FY2017, FY2018 & FY2019
				S	163,038				163,038		
				T	326,076				326,076		
29	Operating Assistance -Special Rule	San Lorenzo	2018	F	47,515				47,515		
				S	47,515		-	-	47,515		
				T	95,030		-	-	95,030		
30	Operating Assistance -Special Rule	Vega Alta	2018	F	40,896				40,896		
				S	40,896				40,896		
				T	81,792				81,792		
Total Federal Funds:					8,006,791	-	-	-	8,006,791		
Total State or Local Funds:					8,006,791	-	-	-	8,006,791		
Total					16,013,582	-	-	-	16,013,582		



*Government of Puerto Rico*

*Puerto Rico Department of Transportation and Public Works*

*Puerto Rico Highway and Transportation Authority*

***Statewide Transportation Improvement Program (STIP)***

***FEDERAL TRANSIT ADMINISTRATION (FTA)***

***San Juan Urbanized Area (SJUA)***

***(UA > 1,000,000 in Population)***

***Section 5310***

---

GOVERNMENT OF PUERTO RICO  
 PUERTO RICO DEPARTMENT OF TRANSPORTATION AND PUBLIC WORKS  
 PUERTO RICO HIGHWAY AND TRANSPORTATION AUTHORITY  
 STATEWIDE TRANSPORTATION IMPROVEMENT PROGRAM  
 FISCAL YEARS 2019 - 2022  
 ADMINISTRATIVE MODIFICATION #1

SECTION 5310: ELDERLY AND PERSONS WITH DISABILITIES PROGRAM, SAN JUAN URBANIZED AREA

Num.	Description	Grantee	Year	Annual Element	Three Years Program				Total Est. Cost	Project Justification	Source of Local Funds	Remarks
					2019	2020	2021	2022				
1	Acquisition of the three (3), 11-passenger vehicles for the Municipality of Aibonito	PRHTA	2019	F	260,891	-	-	-	252,000	Narrative Justificacion Submitted by the Municipality	Toll Credits	
				S		-	-	-	-			
				T	260,891	-	-	-	252,000			
2	Preventive Maintenance for three (3)the 5310 Transit Fleet for the Municipality of Aibonito	PRHTA	2019	F	16,391	7,500	7,500	7,500	38,891	Narrative Justificacion Submitted by the Municipality	Toll Credits	
				S	-	-	-	-	-			
				T	16,391	7,500	7,500	7,500	38,891			
3	Acquisition of two (2) vehicles for Centro de Actividades y Servicios Multiples Fontanez Marcano (Humacao)	PRHTA	2019	F	148,891	-	-	-	140,000	Narrative Justificacion Submitted by the Municipality	Toll Credits	
				S	-	-	-	-	-			
				T	148,891	-	-	-	140,000			
4	Acquisition of one (1) vehicle for Oficina de Personas con Impedimentos (Humacao)	PRHTA	2019	F	78,891	-	-	-	70,000	Narrative Justificacion Submitted by the Municipality	Toll Credits	
				S	-	-	-	-	-			
				T	78,891	-	-	-	70,000			
5	Preventive Maintenance for the 5310 Transit Fleet for the Centro de Actividades y Servicios Multiples Fontanez Marcano (Humacao)	PRHTA	2019	F	20,891	-	-	-	12,000	Narrative Justificacion Submitted by the Entity	Toll Credits	
				S	-	-	-	-	-			
				T	20,891	-	-	-	12,000			
6	Operating Assistance for 5310 Transit Fleet for the Centro de Actividades y Servicios Multiples Fontanez Marcano (Humacao)	PRHTA	2019	F	59,625	-	-	-	50,734	Narrative Justificacion Submitted by the Entity	Toll Credits	
				S	-	-	-	-	-			
				T	59,625	-	-	-	50,734			
7	Acquisition of fourteen (14) vehicles (7 vehicles 11-passenger and 7 vehicles 16-passenger) vehicles for the Departamento de Salud	PRHTA	2019	F	1,408,891	-	-	-	1,400,000	Narrative Justificacion Submitted by the Entity	Toll Credits	
				S	-	-	-	-	-			
				T	1,408,891	-	-	-	1,400,000			
8	Acquisition of two (2) vehicles for Centro Envejecientes Los Polios (Salinas)	PRHTA	2019	F	188,891	-	-	-	180,000	Narrative Justificacion Submitted by the Entity	Toll Credits	
				S	-	-	-	-	-			
				T	188,891	-	-	-	180,000			
9	Operating Assistance for 5310 Transit Fleet for (2) vehicles for Centro Envejecientes Los Polios (Salinas)	PRHTA	2019	F	38,003	-	-	-	29,112	Narrative Justificacion Submitted by the Entity	Toll Credits	
				S	-	-	-	-	-			
				T	38,003	-	-	-	29,112			

GOVERNMENT OF PUERTO RICO  
 PUERTO RICO DEPARTMENT OF TRANSPORTATION AND PUBLIC WORKS  
 PUERTO RICO HIGHWAY AND TRANSPORTATION AUTHORITY  
 STATEWIDE TRANSPORTATION IMPROVEMENT PROGRAM  
 FISCAL YEARS 2019 - 2022  
 ADMINISTRATIVE MODIFICATION #1

SECTION 5310: ELDERLY AND PERSONS WITH DISABILITIES PROGRAM, SAN JUAN URBANIZED AREA

Num.	Description	Grantee	Year	Annual Element	Three Years Program				Total Est. Cost	Project Justification	Source of Local Funds	Remarks
					2019	2020	2021	2022				
10	Preventive Maintenance for two (2) vehicles of 5310 Transit Fleet for Centro Envejecientes Los Polios	PRHTA	2019	F	12,891				4,000	Narrative Justificacion Submitted by the Entity	Toll Credits	
				S								
				T	12,891				4,000			
11	Operating Assistance for five (5) 5310 Transit Fleet Vehicles for the Municipality of Coamo	PRHTA	2019	F	114,891	106,000	106,000	106,000	432,891	Narrative Justificacion Submitted by the Municipality	Toll Credits	
				S	-	-						
				T	114,891	106,000	106,000	106,000	432,891			
12	Preventive Maintenance for five (5) 5310 Transit Fleet Vehicles for the Municipality of Coamo	PRHTA	2019	F	19,126	10,235	10,235	10,235	49,831	Narrative Justificacion Submitted by the Municipality	Toll Credits	
				S								
				T	19,126	10,235	10,235	10,235	49,831			
13	Preventive Maintenance for 5310 Transit Fleet (6 vehicles) for the Municipality of Rio Grande	PRHTA	2019	F	32,891	24,000	24,000	24,000	104,891	Narrative Justificacion Submitted by the Municipality	Toll Credits	
				S								
				T	32,891	24,000	24,000	24,000	96,000			
14	Operating Assistance for 5310 Transit Fleet (6 vehicles) for the Municipality of Rio Grande	PRHTA	2019	F	15,143	6,252	6,252	6,252	33,899	Narrative Justificacion Submitted by the Municipality	Toll Credits	
				S								
				T	15,143	6,252	6,252	6,252	33,899			
15	Operating Assistance for 5310 Transit Fleet (3 vehicles) for the Municipality of Vega Baja	PRHTA	2019	F	95,891	87,000	87,000	87,000	356,891	Narrative Justificacion Submitted by the Municipality	Toll Credits	
				S								
				T	95,891	87,000	87,000	87,000	356,891			
16	Preventive Maintenance for 5310 Transit Fleet (3 vehicles) for the Municipality of Vega Baja	PRHTA	2019	F	22,091	13,200	13,200	13,200	61,691	Narrative Justificacion Submitted by the Municipality	Toll Credits	
				S	-							
				T	22,091	13,200	13,200	13,200	61,691			
Total Federal Funds:				F	2,534,289	254,187	254,187	254,187	3,296,850			
Total State or Local Funds:				S	-							
Total				T	2,534,289	254,187	254,187	254,187	3,296,850			



*Government of Puerto Rico*

*Puerto Rico Department of Transportation and Public Works*  
*Puerto Rico Highway and Transportation Authority*

***Statewide Transportation Improvement Program (STIP)***

***FEDERAL TRANSIT ADMINISTRATION (FTA)***

***San Juan Urbanized Area (SJUA)***

***(UA > 1,000,000 in Population)***

***Section 5329***

---

GOVERNMENT OF PUERTO RICO  
 PUERTO RICO DEPARTMENT OF TRANSPORTATION AND PUBLIC WORKS  
 PUERTO RICO HIGHWAY AND TRANSPORTATION AUTHORITY  
 STATEWIDE TRANSPORTATION IMPROVEMENT PROGRAM  
 FISCAL YEARS 2019 - 2022  
 ADMINISTRATIVE MODIFICATION #1

**SECTION 5329: STATE SAFETY OVERSIGHT PROGRAM, SAN JUAN URBANIZED AREA**

Num.	Description	Grantee	Year Apporioned	Annual Element	Three Years Program			Total	Project Justification	Source of Local Funds	Remarks	
				2019	2020	2021	2022	Est. Cost				
1	State Safety Oversight Program	PREMA	2017	F	468,798	-	-	-	468,798			\$299,732 approved In FTA Grant PR-2017-006-00. Carryover Funds of \$171,748 and FY18 \$297,050
				S	117,200	-	-	-	117,200			
				T	585,998	-	-	-	585,998			
Total Federal Funds:				468,798	-	-	-	468,798				
Total State or Local Funds:				117,200	-	-	-	117,200				
Total				585,998	-	-	-	585,998				





*Government of Puerto Rico*

*Puerto Rico Department of Transportation and Public Works*  
*Puerto Rico Highway and Transportation Authority*

***Statewide Transportation Improvement Program (STIP)***

***FEDERAL TRANSIT ADMINISTRATION (FTA)***

***San Juan Urbanized Area (SJUA)***

***(UA > 1,000,000 in Population)***

***Section 5337***

---

GOVERNMENT OF PUERTO RICO  
 PUERTO RICO DEPARTMENT OF TRANSPORTATION AND PUBLIC WORKS  
 PUERTO RICO HIGHWAY AND TRANSPORTATION AUTHORITY  
 STATEWIDE TRANSPORTATION IMPROVEMENT PROGRAM  
 FISCAL YEARS 2019 - 2022  
 ADMINISTRATIVE MODIFICATION #1

**SECTION 5337: HIGH INTENSITY FIXED GUIDEWAY STATE OF GOOD REPAIR, SAN JUAN URBANIZED AREA**

Num.	Description	Grantee	Year Apporportioned	Annual Element	Three Years Program			Total	Project Justification	Source of Local Funds	Remarks	
				2019	2020	2021	2022	Est. Cost				
1	Preventive Maintenance cost for Tren Urbano	PRHTA	2018	F	6,876,943	5,000,000			11,876,943	Narrative Justification Submitted	The use of Toll Credits has been requested	Lapsing Funds
				S	-	-	-	-	-			
				T	6,876,943	5,000,000	-	-	11,876,943			
			Total Federal Funds:	F	6,875,943	5,000,000			11,876,943			
			Total State or Local Funds:	S	-	-	-	-	-			
			Total	T	6,876,943	5,000,000			11,876,943			



*Government of Puerto Rico*

*Puerto Rico Department of Transportation and Public Works*  
*Puerto Rico Highway and Transportation Authority*

***Statewide Transportation Improvement Program (STIP)***

***FEDERAL TRANSIT ADMINISTRATION (FTA)***

***San Juan Urbanized Area (SJUA)***

***(UA > 1,000,000 in Population)***

***Section 5339***

---

GOVERNMENT OF PUERTO RICO  
 PUERTO RICO DEPARTMENT OF TRANSPORTATION AND PUBLIC WORKS  
 PUERTO RICO HIGHWAY AND TRANSPORTATION AUTHORITY  
 STATEWIDE TRANSPORTATION IMPROVEMENT PROGRAM  
 FISCAL YEARS 2019 - 2022  
 ADMINISTRATIVE MODIFICATION #1

SECTION 5339: BUS AND BUS FACILITIES PROGRAM, SAN JUAN URBANIZED AREA

Num.	Description	Grantee	Year	Apportioned	Three Years Program				Total Est. Cost	Project Justification	Source of Local Funds	Remarks
					2019	2020	2021	2022				
1	Replacement of Thirty Six (36) Trolley Bus Stops, Phase 1	Bayamón	2018	F	176,000			-	176,000	Narrative Justification Submitted	The use of Toll Credits has been requested	
				S		-		-	-			
				T	176,000	-	-	-	176,000			
2	Aquisition of Two (2) trolley	Bayamón	2018	F	320,000			-	320,000	Narrative Justification Submitted	The use of Toll Credits has been requested	Application 2008-2019-1 (Acquisition of One trolley)
				S			-		-			
				T	320,000		-	-	320,000			
3	Acquisition of Two (2) Paratransit Bus	Bayamón	2018	F	128,000			-	128,000	Narrative Justification Submitted	The use of Toll Credits has been requested	
				S				-	-			
				T	128,000			-	128,000			
4	Renovation and Development of the Francisco Pereira Transportation Terminal	Caguas	2015	F	2,413,602	2,413,602				Narrative Justification Submitted	Toll Credits	Municipality submitted request for toll credits for FY18
				S		603,400						
				T	2,413,602	3,017,002						
5	Replacing and Restoring of Bus Stops Signage	Carolina	2018	F	20,000		-	-	20,000	Narrative Justification Submitted	Certification Prepared by the Municipality	
				S			-	-	-			
				T	20,000		-	-	20,000			
6	Acquisition of Three (3) 24 Passenger Minibuses for Replacement of Trolley	Cataño	2018	F	446,028				446,028	Narrative Justification Submitted	The use of Toll Credits has been requested	
				S					-			
				T	446,028			-	446,028			
7	Acquisition of Two (2) Passenger Trolleys with Handicap Ramp for Replacement	Cidra	2018	F	270,320				270,320	Narrative Justification Submitted	The use of Toll Credits has been requested	
				S					-			
				T	270,320		-	-	270,320			
8	Improvements to Public Transportation facilities	Comerio	2019	F	26,250				26,250	Narrative Justification Submitted	The use of Toll Credits has been requested	Lapsing Funds FY2016
				S								
				T	26,250				26,250			
9	Office Equipment for Program Administration	Comerio	2019	F	1,500				1,500	Narrative Justification Submitted	The use of Toll Credits has been requested	Lapsing Funds FY2016
				S								
				T	1,500				1,500			

GOVERNMENT OF PUERTO RICO  
 PUERTO RICO DEPARTMENT OF TRANSPORTATION AND PUBLIC WORKS  
 PUERTO RICO HIGHWAY AND TRANSPORTATION AUTHORITY  
 STATEWIDE TRANSPORTATION IMPROVEMENT PROGRAM  
 FISCAL YEARS 2019 - 2022  
 ADMINISTRATIVE MODIFICATION #1

SECTION 5339: BUS AND BUS FACILITIES PROGRAM, SAN JUAN URBANIZED AREA

Num.	Description	Grantee	Year		Three Years Program				Total Est. Cost	Project Justification	Source of Local Funds	Remarks
					2019	2020	2021	2022				
10	Replacement of Two (2) 16 passenger Fixed Route Buses	Dorado	2018	F	176,000		-		176,000	Narrative Justification Submitted	The use of Toll Credits has been requested	Application 1970-2018-1
				S	-		-		-			
				T	176,000		-	-	176,000			
11	Installation of camera surveillance system ad the Public Transportation Terminal	Juncos	2019	F	6,000				6,000	Narrative Justification Submitted	The use of Toll Credits has been requested	
				S								
				T	6,000				6,000			
12	Construction of seven bus shelters along main transit route	Juncos	2019	F	38,000				38,000	Narrative Justification Submitted	The use of Toll Credits has been requested	
				S								
				T	38,000				38,000			
13	Improvements Public Transportation facilities	Naranjito	2019	F	200,000				200,000	Narrative Justification Submitted	The use of Toll Credits has been requested	Lapsin Funds FY2016
				S								
				T	200,000				200,000			
14	Replacement of buses for the fixed route fleet	MBA	2018	F	5,000,000				5,000,000	Narrative Justification Submitted	The use of Toll Credits has been requested	Lapsing Funds FY2015 and FY2016
				S								
				T	5,000,000				5,000,000			
15	Mid Life Overhaul 2010-2013 fleet	MBA	2018	F	2,000,000		-		2,000,000	Narrative Justification Submitted	The use of Toll Credits has been requested	
				S			-		-			
				T	2,000,000		-	-	2,000,000			
16	Replacement of Ninety Two (92) Stop Bus Sign for the Municipality of Toa Baja	Toa Baja	2015	F	14,720	-	-	-	14,720	Narrative Justification Submitted	Certification Prepared by the Municipality	
				S	3,680	-	-	-	3,680			
				T	18,400	-	-	-	18,400			
17	Construction and Rehabilitation of 17 Bus Shelters in Fixed Route	Vega Baja	2018	F	67,960				67,960	Narrative Justification Submitted	The use of Toll Credits has been requested	Application 5414-2018-3
				S		-			-			
				T	67,960				67,960			
18	Installation of (9) bus shelters in fix route #3	Vega Baja	2019	F	117,600					Narrative Justification Submitted	The use of Toll Credits has been requested	Lapsing Funds FY2016
				S								
				T	117,600							
<b>Total Federal Funds:</b>					<b>11,420,999</b>	<b>2,413,602</b>	<b>-</b>	<b>-</b>	<b>13,834,601</b>			
<b>Total State or Local Funds:</b>					<b>3,680</b>	<b>603,400</b>	<b>-</b>	<b>-</b>	<b>3,680</b>			
<b>Total</b>					<b>11,420,999</b>	<b>3,017,002</b>	<b>-</b>	<b>-</b>	<b>13,834,601</b>			



*Government of Puerto Rico*

*Puerto Rico Department of Transportation and Public Works*  
*Puerto Rico Highway and Transportation Authority*

***Statewide Transportation Improvement Program (TIP)***  
***Fiscal Years 2019-2022***

***FEDERAL TRANSIT ADMINISTRATION (FTA)***

***San Juan Urbanized Area (SJUA)***  
***(UA > 1,000,000 in Population)***

***Emergency Relief Program***  
***Section 5324***

---

GOVERNMENT OF PUERTO RICO  
 PUERTO RICO DEPARTMENT OF TRANSPORTATION AND PUBLIC WORKS  
 PUERTO RICO HIGHWAY AND TRANSPORTATION AUTHORITY  
 STATEWIDE TRANSPORTATION IMPROVEMENT PROGRAM  
 FISCAL YEARS 2019 - 2022  
 ADMINISTRATIVE MODIFICATION #1

**SECTION 5324: Emergency Relief Program**

Num.	Description	Grantee	Year Apporportioned	Annual Element	Three Years Program			Total	Project Justification	Source of Local Funds	Remarks	
				2019	2020	2021	2022	Est. Cost				
1	Back Up Generators Tren Urbano	PRHTA	2019	F	25,721,000		-	-	25,721,000		Toll Credits	
				S		-	-	-				
				T	25,721,000	-	-	-	25,721,000			
<b>Total Federal Funds:</b>					<b>25,721,000</b>	-	-	-	<b>25,721,000</b>			
<b>Total State or Local Funds:</b>						-	-	-				
<b>Total</b>					<b>25,721,000</b>	-	-	-	<b>25,721,000</b>			



*Government of Puerto Rico*

*Puerto Rico Department of Transportation and Public Works*

*Puerto Rico Highway and Transportation Authority*

***Statewide Transportation Improvement Program (TIP)***  
***Fiscal Years 2019-2022***

***FEDERAL TRANSIT ADMINISTRATION (FTA)***

***San Juan Urbanized Area (SJUA)***  
***(UA > 1,000,000 in Population)***

***Discretionary Funds- FY 2017 Bus***  
***and Bus Facilities Projects***

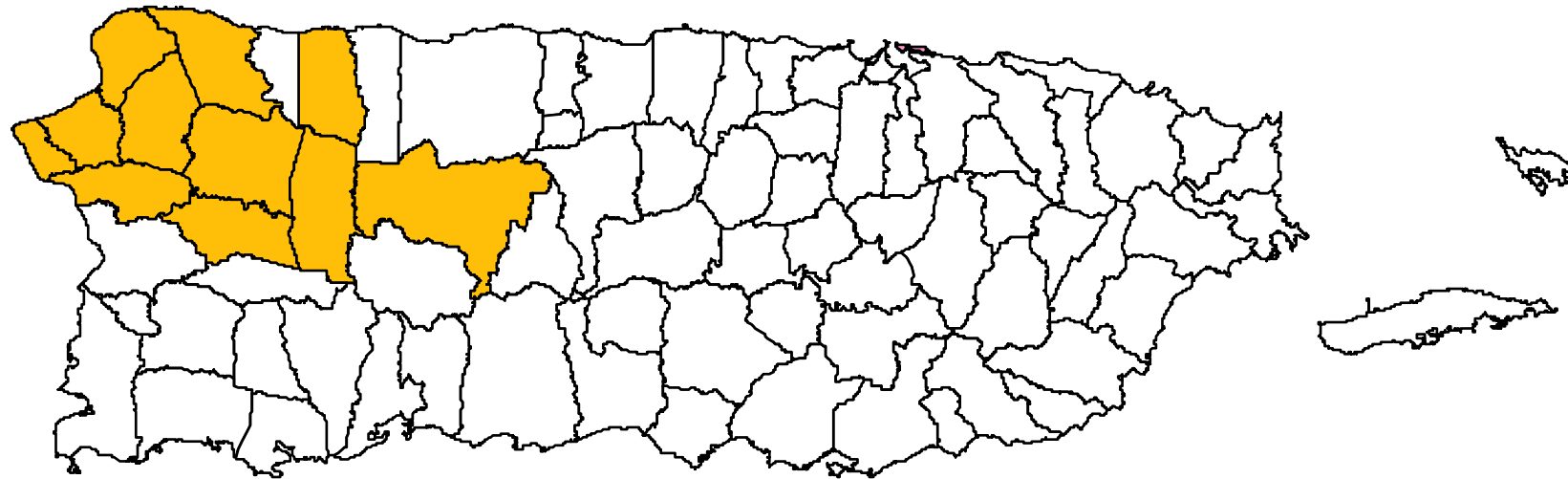


GOVERNMENT OF PUERTO RICO  
 PUERTO RICO DEPARTMENT OF TRANSPORTATION AND PUBLIC WORKS  
 PUERTO RICO HIGHWAY AND TRANSPORTATION AUTHORITY  
 STATEWIDE TRANSPORTATION IMPROVEMENT PROGRAM  
 FISCAL YEARS 2019 - 2022  
 ADMINISTRATIVE MODIFICATION #1

Discretionary Funds- FY2017 Bus and Bus Facilities Projects

Num.	Description	Grantee	Year Apportioned	Annual Element	Three Years Program			Total	Project Justification	Source of Local Funds	Remarks
					2019	2020	2021	2022			
1	Renovation to the Francisco Pererira Transportation Terminal and replace non-ADA compliant vans	Caguas	2017	F	2,600,000				2,600,000		Carryover funds FY2017. D2017-BUSC-097
				S							
				T	2,600,000				2,600,000		
Total Federal Funds:					2,600,000	-	-	-	2,600,000		
Total State or Local Funds:					-	-	-	-	-		
Total					2,600,000	-	-	-	2,600,000		

# *Aguadilla Urbanized Area*



■ *Aguadilla Urbanized Area (AUA) (UA > 200,000 in Population)*

---



*Government of Puerto Rico*

*Puerto Rico Department of Transportation and Public Works*

*Puerto Rico Highway and Transportation Authority*

***Statewide Transportation Improvement Program (STIP)***

***FEDERAL TRANSIT ADMINISTRATION (FTA)***

***Aguadilla Urbanized Area (AUA)***

***(UA > 200,000 in Population)***

***Section 5307***

---

GOVERNMENT OF PUERTO RICO  
 PUERTO RICO DEPARTMENT OF TRANSPORTATION AND PUBLIC WORKS  
 PUERTO RICO HIGHWAY AND TRANSPORTATION AUTHORITY  
 STATEWIDE TRANSPORTATION IMPROVEMENT PROGRAM  
 FISCAL YEARS 2019 - 2022  
 ADMINISTRATIVE MODIFICATION #1

SECTION 5307: AGUADILLA URBANIZED AREA (AUA)

Num.	Description	Grantee	Year Entered	Annual Element		Three Year Program				Total Est. Cost	Project Justification	Source of Local Funds	Remarks
					2019	2020	2021	2022					
1	Provision of Paratransit Services in Accordance with ADA Regulations	Aguada	2015	F	333,339	68,681				402,020	Narrative Submitted by Municipality	Certification Prepared by the Municipality	Carryover Funds \$65,348 FY 2015 & \$66,001 FY 2016, FY2017 \$67,328 and FY18 \$68,001
				S	83,335	17,170				100,505			
				T	416,674	85,851				502,525			
2	Preventive Maintenance Cost for Public Transportation Services	Aguada	2015	F	59,315	15,202				74,517	Narrative Submitted by Municipality	Certification Prepared by the Municipality	Carryover Funds FY2016 \$14,608, FY2017 \$14,902 and FY18 \$15,051
				S	14,829	3,801				18,629			
				T	74,144	19,003				93,146			
3	Preventive Maintenance Cost for Public Transportation Terminal	Aguada	2015	F	48,047	12,314				60,361	Narrative Submitted by Municipality	Certification Prepared by the Municipality	Carryover Funds \$11,833 FY 2016, FY17 \$12,071 and \$12,192
				S	12,012	3,079				15,090			
				T	60,059	15,393				75,451			
4	Preventive Maintenance	Aguadilla	2019	F	2,400	-	-			2,400	Narrative Submitted by Municipality	Toll Credits	Lapsing Funds FY 2014
				S		-	-						
				T	2,400	-	-			2,400			
5	Project Administration	Aguadilla	2019	F	28,825	-	-			28,825	Narrative Submitted by Municipality	Toll Credits	Lapsing Funds FY 2014
				S		-	-						
				T	28,825	-	-			28,825			
6	Operational Assistance	Aguadilla	2019	F	54,080					54,080	Narrative Submitted by Municipality	Toll Credits	Lapsing Funds FY 2014
				S									
				T	54,080					54,080			
6	Preventive Maintenance Cost for Public Transportation Services	Añasco	2015	F	7,861	2,015				9,876	Narrative Submitted by Municipality	Certification Prepared by the Municipality	\$1,936 Carryover Funds FY 2015 and \$1,955 FY 2016, FY2017 \$1,975 and FY18 \$1,995
				S	1,965	504				2,469			
				T	9,826	2,519				12,345			
7	Phase III. Access Improvements to Streets	Añasco	2018	F	647,252					647,252	Narrative Submitted by Municipality	Toll Credits	Carryover funds FY18 Application 5815-2018-1
				S	-					-			
				T	647,252					647,252			
8	Bicycle Facilities and Access	Añasco	2018	F	626,765					626,765	Narrative Submitted by Municipality	Toll Credits	Application 5815-2018-1
				S						-			
				T	626,765					626,765			

GOVERNMENT OF PUERTO RICO  
 PUERTO RICO DEPARTMENT OF TRANSPORTATION AND PUBLIC WORKS  
 PUERTO RICO HIGHWAY AND TRANSPORTATION AUTHORITY  
 STATEWIDE TRANSPORTATION IMPROVEMENT PROGRAM  
 FISCAL YEARS 2019 - 2022  
 ADMINISTRATIVE MODIFICATION #1

SECTION 5307: AGUADILLA URBANIZED AREA (AUA)

Num.	Description	Grantee	Year Entered	Annual Element		Three Year Program			Total Est. Cost	Project Justification	Source of Local Funds	Remarks
					2019	2020	2021	2022				
9	Preventive Maintenance for annual element for 5 buses.	Añasco	2018	F	16,664	8,332			24,996	Narrative Submitted by Municipality	Toll Credits	Carryover funds FY18 Application 5815-2018-1
				S	-	-						
				T	16,664	8,332			24,996			
10	Operating Assistance ADA Paratransit Service, Preventive Maintenance for Buses	Añasco	2018	F	91,967	45,985			137,952	Narrative Submitted by Municipality	Toll Credits	Carryover funds FY18 Application 5815-2018-1
				S	-	-						
				T	91,967	45,985			137,952			
11	Operating Assistance ADA Paratransit Service-Difference to cover changes from Administrative Modification #3	Añasco	2019	F	3,374	-	-	-	3,374	Narrative Submitted by Municipality	Toll Credits	Lapsing Funds FY 2014
				S		-	-	-				
				T	3,374	-	-		3,374			
12	Acquisition of two (2) buses <30 Ft. for addition of one approved route	Añasco	2019	F	128,000	-	-		128,000	Narrative Submitted by Municipality	Toll Credits	Lapsing Funds FY 2014
				S		-	-					
				T	128,000	-	-		128,000			
13	Preventive Maintenance Cost for Public Transportation Services	Las Marías	2015	F	9,726	3,307			13,033	Narrative Submitted by Municipality	Certification Prepared by the Municipality	Carryover Funds \$3,210 FY 2016, FY17 \$3,242 and FY18 \$3274
				S	2,432	827			3,258			
				T	12,158	4,134			16,291			
14	Construction of Initial Station for the Public Transportation System in Los Patriotas Ave.	Lares	2015	F	126,000	-	-	-	126,000	Narrative Submitted by Municipality	Certification Prepared by the Municipality	Carryover Funds FY 2015
				S	31,500	-	-	-	31,500			
				T	157,500	-	-	-	157,500			
15	Preventive Maintenance for 9 vehicles	Lares	2018	F	179,436	89,718			269,154	Narrative Submitted by Municipality	Toll Credits	Carryover funds FY18
				S	-	-			-			
				T	179,436	89,718			269,154			

GOVERNMENT OF PUERTO RICO  
 PUERTO RICO DEPARTMENT OF TRANSPORTATION AND PUBLIC WORKS  
 PUERTO RICO HIGHWAY AND TRANSPORTATION AUTHORITY  
 STATEWIDE TRANSPORTATION IMPROVEMENT PROGRAM  
 FISCAL YEARS 2019 - 2022  
 ADMINISTRATIVE MODIFICATION #1

SECTION 5307: AGUADILLA URBANIZED AREA (AUA)

Num.	Description	Grantee	Year Entered	Annual Element		Three Year Program				Total Est. Cost	Project Justification	Source of Local Funds	Remarks
					2019	2020	2021	2022					
16	Public Transportation Agency Safety Plan	PRHTA	2019	F	400,000					400,000		Toll Credits	
				S					-				
				T	400,000				400,000				
17	Preventive Maintenance Cost for Vehicles Fleet	Rincón	2015	F	31,201	10,609				41,810	Narrative Submitted by Municipality	Certification Prepared by the Municipality	Carryover Funds \$10,297 FY 2016, FY2017 \$10,400 and FY18 \$10,504
				S	7,800	2,652			10,453				
				T	39,001	13,261			52,263				
18	Construction of Bus Shelters Along Trolley Route	Rincón	2015	F	32,000	-	-	-	-	32,000	Narrative Submitted by Municipality	Certification Prepared by the Municipality	Carryover Funds FY 2015
				S	8,000	-	-	-	8,000				
				T	40,000	-	-	-	40,000				
19	Rehabilitation of Public Transportation Terminal	San Sebastián	2015	F	991,600	-	-	-	-	991,600	Narrative Submitted by Municipality	Certification Prepared by the Municipality	Carryover funds FY2015
				S	247,900	-	-	-	247,900				
				T	1,239,500	-	-	-	1,239,500				
20	Preventive Maintenance Cost for Vehicles Fleet	San Sebastián	2015	F	27,574	9,376				36,950	Narrative Submitted by Municipality	Certification Prepared by the Municipality	Carryover \$9,100 FY 2016, FY2017 \$9,191, FY18 \$9,283
				S	6,894	2,344			9,238				
				T	34,468	11,720			46,188				
21	Drugs and Alcohol testing	San Sebastián	2019	F	750	750	750	750		3,000	Narrative Submitted by Municipality	Toll Credits	Lapsing Funds FY 2014
				S	-	-	-	-	-				
				T	750	750	750	750	3,000				
22	Operating Assistance	San Sebastián	2019	F	49,730	49,730	49,730	49,730		198,920	Narrative Submitted by Municipality	Toll Credits	Lapsing Funds FY 2014
				S	-	-	-	-	-				
				T	49,730	49,730	49,730	49,730	198,920				
Total Federal Funds:				F	3,895,906	316,019	50,480	50,480		4,312,885			
Total State or Local Funds:				S	416,666	30,376	-	-		447,042			
Total				T	4,312,572	346,395	50,480	50,480		4,759,927			



*Government of Puerto Rico*

*Puerto Rico Department of Transportation and Public Works*  
*Puerto Rico Highway and Transportation Authority*

***Statewide Transportation Improvement Program (STIP)***

***FEDERAL TRANSIT ADMINISTRATION (FTA)***

***Aguadilla Urbanized Area (AUA)***

***(UA > 200,000 in Population)***

***Operating Assistance Special Rule***

***Section 5307***

---

GOVERNMENT OF PUERTO RICO  
 PUERTO RICO DEPARTMENT OF TRANSPORTATION AND PUBLIC WORKS  
 PUERTO RICO HIGHWAY AND TRANSPORTATION AUTHORITY  
 STATEWIDE TRANSPORTATION IMPROVEMENT PROGRAM  
 FISCAL YEARS 2019 - 2022  
 ADMINISTRATIVE MODIFICATION #1

**SECTION 5307: FTA OPERATING ASSISTANCE SPECIAL RULE, AGUADILLA URBANIZED AREA (AUA)**

Num.	Description	Grantee	Year Entered	Annual Element		Three Year Program			Total Est. Cost	Project Justification	Source of Local Funds	Remarks
					2019	2020	2021	2022				
1	Operating Assistance Special Rule	Aguada	2015	F	152,238				152,238			Carryover Funds \$88,302 FY 2015 & \$63,935 FY 2016
				S	152,238				152,238			
				T	304,476				304,476			
2	Operating Assistance Special Rule	Lares	2015	F	194,647				194,647			Carryover Funds \$65,612 FY 2015 & \$129,036 FY 2016
				S	194,647				194,647			
				T	389,295				389,295			
3	Operating Assistance Special Rule	San Sebastián	2015	F	106,797				106,797			Carryover Funds \$64,450 FY 2015 & \$42,348 FY 2016
				S	106,797				106,797			
				T	213,595				213,595			
4	Operating Assistance Special Rule	San Sebastián	2018	F	143,711				143,711			Carryover Funds FY 2018
				S	143,711				143,711			
				T	287,422				287,422			
<b>Total Federal Funds:</b>					<b>597,394</b>	-	-	-	<b>597,394</b>			
<b>Total State or Local Funds:</b>					<b>597,394</b>	-	-	-	<b>597,394</b>			
<b>Total</b>					<b>1,194,787</b>	-	-	-	<b>1,194,787</b>			





*Government of Puerto Rico*

*Puerto Rico Department of Transportation and Public Works*

*Puerto Rico Highway and Transportation Authority*

***Statewide Transportation Improvement Program (STIP)***

***FEDERAL TRANSIT ADMINISTRATION (FTA)***

***Aguadilla Urbanized Area (AUA)***

***(UA > 200,000 in Population)***

***Section 5310***

---

GOVERNMENT OF PUERTO RICO  
 PUERTO RICO DEPARTMENT OF TRANSPORTATION AND PUBLIC WORKS  
 PUERTO RICO HIGHWAY AND TRANSPORTATION AUTHORITY  
 STATEWIDE TRANSPORTATION IMPROVEMENT PROGRAM  
 FISCAL YEARS 2019 - 2022  
 ADMINISTRATIVE MODIFICATION #1

**SECTION 5310: SECTION 5310: ELDERLY AND PERSONS WITH DISABILITIES PROGRAM, AGUADILLA URBANIZED AREA (AUA)**

Num.	Description	Grantee	Year Entered	Annual Element		Three Year Program			Total Est. Cost	Project Justification	Source of Local Funds	Remarks
					2019	2020	2021	2022				
1	Acquisition of two (2) vehicles for the Municipality of Aguadilla	PRHTA	2019	F		190,000	-	-	190,000	Narrative Justification Submitted	Toll Credits	Lapsing Funds FY2017
				S		-	-	-				
				T		190,000	-	-	190,000			
2	Operating Assistance for the 5310 Transit Fleet for the Municipality of Aguadilla	PRHTA	2019	F		113,368	113,368	113,368	340,104	Narrative Justification Submitted	Toll Credits	Lapsing Funds FY2017
				S		-	-	-	-			
				T		113,368	113,368	113,368	340,104			
3	Preventive Maintenance for the 5310 Transit Fleet for the Municipality of Aguadilla	PRHTA	2019	F		1,523	268	268		Narrative Justification Submitted	Toll Credits	Lapsing Funds FY2017
				S		-	-	-				
				T		1,523	268	268				
4	Preventive Maintenance for 5310 Transit Fleet for the Municipality of San Sebastian	PRHTA	2019	F	1,680	445	445	445	2,570	Narrative Justification Submitted	Toll Credits	Lapsing Funds FY2017
				S	-	-	-	-	-			
				T	1,680	445	445	445	2,570			
5	Acquisition of one (1) vehicle for the Municipality of Lares	PRHTA	2019	F	95,000	-	-	-	95,000	Narrative Justificacion Submitted by the Municipality	Toll Credits	Lapsing Funds FY2017
				S	-	-	-	-	-			
				T	95,000	-	-	-	95,000			
6	Operating Assistance for 5310 Transit Fleet for the Municipality of Lares	PRHTA	2019	F	80,808	80,808	80,808	80,808	323,232	Narrative Justificacion Submitted by the Municipality	Toll Credits	Lapsing Funds FY2017
				S	-	-	-	-	-			
				T	80,808	80,808	80,808	80,808	323,232			

GOVERNMENT OF PUERTO RICO  
 PUERTO RICO DEPARTMENT OF TRANSPORTATION AND PUBLIC WORKS  
 PUERTO RICO HIGHWAY AND TRANSPORTATION AUTHORITY  
 STATEWIDE TRANSPORTATION IMPROVEMENT PROGRAM  
 FISCAL YEARS 2019 - 2022  
 ADMINISTRATIVE MODIFICATION #1

**SECTION 5310: SECTION 5310: ELDERLY AND PERSONS WITH DISABILITIES PROGRAM, AGUADILLA URBANIZED AREA (AUA)**

Num.	Description	Grantee	Year Entered	Annual Element		Three Year Program			Total Est. Cost	Project Justification	Source of Local Funds	Remarks
					2019	2020	2021	2022				
7	Preventive Maintenance for 5310 Transit Fleet for the Municipality of Lares	PRHTA	2019	F	15,836	15,836	15,836	15,836	63,344	Narrative Justificacion Submitted by the Municipality	Toll Credits	Lapsing Funds FY2017
				S	-	-			-			
				T	15,836	15,836	15,836	15,836	63,344			
8	Acquisition of one (1) vehicle for the Municipality of Las Marias	PRHTA	2019	F	95,000				95,000	Narrative Justificacion Submitted by the Municipality	Toll Credits	Lapsing Funds FY2017
				S	-				-			
				T	95,000				95,000			
9	Acquisition of one (1) support vehicle for the for 5310 Transit Fleet for Municipality of San Sebastian	PRHTA	2019	F	30,000				30,000	Narrative Justificacion Submitted by the Municipality	Toll Credits	Lapsing Funds FY2017
				S	-				-			
				T	30,000				30,000			
10	Project Administration for 5310 Transit Fleet for the Municipality of San Sebastian	PRHTA	2019	F	2,600	600	600	600	4,400	Narrative Justificacion Submitted by the Municipality	Toll Credits	Lapsing Funds FY2017
				S	-	-	-	-	-			
				T	2,600	600	600	600	4,400			
11	Operating Assistance for 5310 Transit Fleet for the Municipality of San Sebastian	PRHTA	2019	F	150,107	150,107	150,107	150,107	600,428	Narrative Justificacion Submitted by the Municipality	Toll Credits	Lapsing Funds FY2017
				S	-	-	-	-	-			
				T	150,107	150,107	150,107	150,107	600,428			
Total Federal Funds:					471,031	552,687	361,432	361,432	1,744,078			
Total State or Local Funds:					-	-	-	-	-			
Total					471,031	552,687	361,432	361,432	1,744,078			



*Government of Puerto Rico*

*Puerto Rico Department of Transportation and Public Works*  
*Puerto Rico Highway and Transportation Authority*

***Statewide Transportation Improvement Program (STIP)***

***FEDERAL TRANSIT ADMINISTRATION (FTA)***

***Aguadilla Urbanized Area (AUA)***

***(UA > 200,000 in Population)***

***Section 5339***

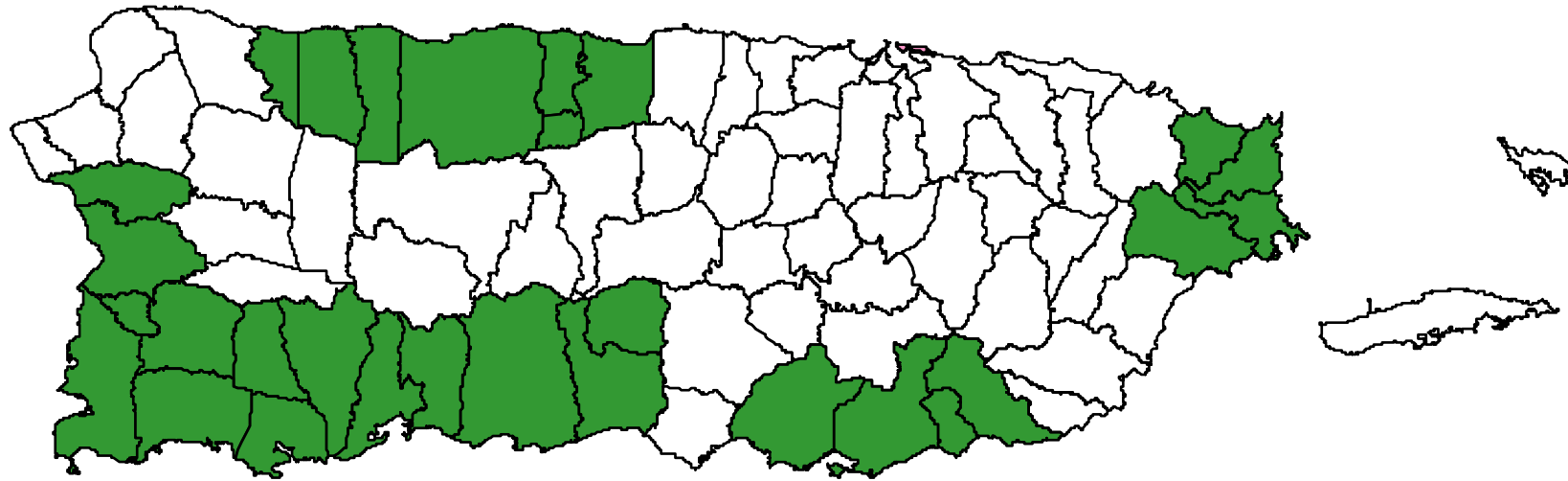
---

GOVERNMENT OF PUERTO RICO  
 PUERTO RICO DEPARTMENT OF TRANSPORTATION AND PUBLIC WORKS  
 PUERTO RICO HIGHWAY AND TRANSPORTATION AUTHORITY  
 STATEWIDE TRANSPORTATION IMPROVEMENT PROGRAM  
 FISCAL YEARS 2019 - 2022  
 ADMINISTRATIVE MODIFICATION #1

**SECTION 5339: AGUADILLA URBANIZED AREA (AUA) BUS AND BUS FACILITIES FORMULA PROGRAM**

Num.	Description	Grantee	Year Entered	Annual Element	Three Year Program				Total Est. Cost	Project Justification	Source of Local Funds	Remarks
					2019	2020	2021	2022				
1	Acquisition of two (2) 16 passenger Mini Bus for replacements	Las Marías	2017	F	180,000	-	-	-	180,000	Narrative Justification Submitted	Certification Prepared by the Municipality	
				S	45,000	-	-	-	45,000			
				T	225,000	-	-	-	225,000			
		<b>Total Federal Funds:</b>		F	<b>180,000</b>				<b>180,000</b>			
				S	<b>45,000</b>				<b>45,000</b>			
				T	<b>225,000</b>				<b>225,000</b>			

# *Urbanized Areas Under 200,000 Population (UZA)*



Urbanized Areas Under 200,000 Population (UZA)





*Government of Puerto Rico*

*Puerto Rico Department of Transportation and Public Works*  
*Puerto Rico Highway and Transportation Authority*

***Statewide Transportation Improvement Program (STIP)***

***FEDERAL TRANSIT ADMINISTRATION (FTA)***

***Urbanized Area Under 200,000 in Population (UZA)***

***Section 5307***

---

GOVERNMENT OF PUERTO RICO  
 PUERTO RICO DEPARTMENT OF TRANSPORTATION AND PUBLIC WORKS  
 PUERTO RICO HIGHWAY AND TRANSPORTATION AUTHORITY  
 STATEWIDE TRANSPORTATION IMPROVEMENT PROGRAM  
 FISCAL YEARS 2019 - 2022  
 ADMINISTRATIVE MODIFICATION #1

SECTION: 5307 URBANIZED AREA FORMULA PROGRAM - URBANIZED AREA UNDER 200,000 POPULATION (UZA)

Num.	Project Description and Localization	Grantee	Year Entered	Annual Element			Three Year Program			Total Est. Cost	Project Justification	Source of Local Funds	Remarks
				2019	2020	2021	2022						
1	Employee Education/Training	Barceloneta	2014	F	55,200	-	23,078	-	78,278	Narrative Justification Prepared by the Municipality	Municipality requested toll credit fund sharing.	Carryover funds FY2016, FY2017Application 6388-2018 and FY2018	
				S	-	-	-	-					
				T	55,200	-	23,078	-	78,278				
2	Preventive Maintenance of Transit Vehicles	Barceloneta	2015	F	972,071	785,434	660,000	793,288	3,210,793	Narrative Justification Prepared by the Municipality	Municipality requested toll credit fund sharing.	Carryover Funds FY2016, FY2017, (application 6388-2018 FY2017)	
				S	-	-	-	-					
				T	972,071	785,434	660,000	793,288	3,210,793				
3	Operational Assistance for the Transit System	Barceloneta	2015	F	2,605,084	1,335,399	1,335,334	674,343	5,950,160	Narrative Justification Prepared by the Municipality	Municipality requested toll credit fund sharing.	Carryover Funds FY2016, FY2017, FY2018	
				S	-	-	-	-					
				T	2,605,084	1,335,399	1,335,334	674,343	5,950,160				
4	Acquisition of Equipment for the Municipality of Barceloneta	Barceloneta	2018	F	207,578	47,982	-	-	255,560	Narrative Justification Prepared by the Municipality	Municipality requested toll credit fund sharing.	Tools (FY 2018) and Tires (FY 2018, FY 2019, FY 2020). Carryover funds FY2018 \$125,000	
				S	-	-	-	-					
				T	207,578	47,982	-	-	255,560				
5	Replacement of Two (2) Trolleys and One (1) Transit for the Municipality of Barceloneta	Barceloneta	2018	F	435,000	-	-	-	435,000	Narrative Justification Prepared by the Municipality	Municipality requested toll credit fund sharing.	Carryover funds FY2018	
				S	-	-	-	-					
				T	435,000	-	-	-	435,000				
6	Communication and Security for the Municipality of Barceloneta	Barceloneta	2018	F	37,500	-	-	-	37,500	Narrative Justification Prepared by the Municipality	Municipality requested toll credit fund sharing.	Camera and Radio Units. Carryover funds FY2018. Additional fund to project completion	
				S	-	-	-	-					
				T	37,500	-	-	-	37,500				
7	Transportation System's Parking Repairs	Barceloneta	2018	F	210,000	-	-	-	210,000	Narrative Justification Prepared by the Municipality	Municipality requested toll credit fund sharing.	Carryover funds FY2016, Reprogrammed from NEPA Study.Additional funds to complete carryover	
				S	-	-	-	-					
				T	210,000	-	-	-	210,000				
8	Bus Shelters Replacement for the Municipality of Barceloneta	Barceloneta	2018	F	180,000	-	-	-	180,000	Narrative Justification Prepared by the Municipality	Municipality requested toll credit fund sharing.	Carryover funds FY2018	
				S	-	-	-	-					
				T	180,000	-	-	-	180,000				
9	Public Terminal Rehabilitation for the Municipality of Barceloneta	Barceloneta	2018	F	170,000	-	-	-	170,000	Narrative Justification Prepared by the Municipality	Municipality requested toll credit fund sharing.	Carryover funds FY2016, Reprogrammed from NEPA Study.Additional funds to complete carryover	
				S	-	-	-	-					
				T	170,000	-	-	-	170,000				
10	Transportation System's Garage and Parking Expansion for the Municipality of Barceloneta	Barceloneta	2018	F	620,000	-	-	-	620,000	Narrative Justification Prepared by the Municipality	Municipality requested toll credit fund sharing.	Carryover funds FY2016, Reprogrammed from NEPA Study.Additional funds to complete carryover	
				S	-	-	-	-					
				T	620,000	-	-	-	620,000				



GOVERNMENT OF PUERTO RICO  
 PUERTO RICO DEPARTMENT OF TRANSPORTATION AND PUBLIC WORKS  
 PUERTO RICO HIGHWAY AND TRANSPORTATION AUTHORITY  
 STATEWIDE TRANSPORTATION IMPROVEMENT PROGRAM  
 FISCAL YEARS 2019 - 2022  
 ADMINISTRATIVE MODIFICATION #1

SECTION: 5307 URBANIZED AREA FORMULA PROGRAM - URBANIZED AREA UNDER 200,000 POPULATION (UZA)

Num.	Project Description and Localization	Grantee	Year Entered	Annual Element			Three Year Program			Total	Project Justification	Source of Local Funds	Remarks
				2019	2020	2021	2022	Est. Cost					
11	Preventive Maintenance of Trolleys and Paratransit Vehicles	Camuy	2013	F	83,666	33,969			117,635	Narrative Justification Prepared by the Municipality	Municipality requested toll credit fund sharing.	Carryover Funds FY2016, FY2017 and FY2018	
				S	-	-			-				
				T	83,666	33,969	-	-	117,635				
12	Operational assistance of Trolleys and Paratransit Vehicles	Camuy	2017	F	478,830	121,506			600,336	Narrative Justification Prepared by the Municipality	Municipality requested toll credit fund sharing.	Carryover funds FY2018	
				S	-	-			-				
				T	478,830	121,506	-	-	600,336				
13	Replacement of Four (4) Trolley twenty or more (20+) passenger buses Buses for fixed route for the Municipality of Camuy	Camuy	2018	F	500,000				500,000	Narrative Justification Prepared by the Municipality	Municipality requested toll credit fund sharing.	Carryover funds FY2018	
				S					-				
				T	500,000		-	-	500,000				
14	Replacement of Two(2) Trolleys, twenty-four(24) passenger for the Municipality of Camuy	Camuy	2019	F	390,000				390,000	Narrative Justification Prepared by the Municipality	Municipality requested toll credit fund sharing.		
				S									
				T	390,000				390,000				
15	Preventive Maintenance for Two (2) Trolleys, One (1) Paratransit and Two (2) Mini-Bus Vehicle	Fajardo	2013	F	64,496	26,186			90,682	Narrative Justification Prepared by the Municipality	Municipality requested toll credit fund sharing.	Carryover funds FY2018 and FY2019	
				S	-	-			-				
				T	64,496	26,186	-	-	90,682				
16	Operational Assistance for Public Transit System	Fajardo	2013	F	529,120	268,536			797,656	Narrative Justification Prepared by the Municipality	Municipality requested toll credit fund sharing.	Carryover funds FY2018	
				S	-	-			-				
				T	529,120	268,536	-	-	797,656				
17	Preventive Maintenance for the Vehicles of Transportation System	Hatillo	2017	F	114,759	32,851			147,610	Narrative Justification Prepared by the Municipality	Municipality requested toll credit fund sharing.	Carryover funds FY2018. Application 5322-2018-2 and FY 2019	
				S	-	-			-				
				T	114,759	32,851	-	-	147,610				
18	Operational Assistance for the Transportation System	Hatillo	2017	F	1,414,830	1,079,256	372,686	391,321	3,258,093	Narrative Justification Prepared by the Municipality	Municipality requested toll credit fund sharing.	Carryover funds FY2018. Application 5322-2018-2 and FY 2019	
				S	-	-			-				
				T	1,414,830	1,079,256	372,686	391,321	3,258,093				
19	Support Vehicle for the Municipality of Hatillo	Hatillo	2019	F	35,000				35,000	Narrative Justification Prepared by the Municipality	Municipality requested toll credit fund sharing.		
				S									
				T	35,000				35,000				
20	Preventive Maintenance for Terminal for the Municipality of Hatillo	Hatillo	2019	F	55,000				55,000	Narrative Justification Prepared by the Municipality	Municipality requested toll credit fund sharing.		
				S									
				T	55,000				55,000				

GOVERNMENT OF PUERTO RICO  
 PUERTO RICO DEPARTMENT OF TRANSPORTATION AND PUBLIC WORKS  
 PUERTO RICO HIGHWAY AND TRANSPORTATION AUTHORITY  
 STATEWIDE TRANSPORTATION IMPROVEMENT PROGRAM  
 FISCAL YEARS 2019 - 2022  
 ADMINISTRATIVE MODIFICATION #1

SECTION: 5307 URBANIZED AREA FORMULA PROGRAM - URBANIZED AREA UNDER 200,000 POPULATION (UZA)

Num.	Project Description and Localization	Grantee	Year Entered	Annual Element			Three Year Program			Total	Project Justification	Source of Local Funds	Remarks
				2019	2020	2021	2022	Est. Cost					
21	Surveillance Cameras for two terminals for the Municipality of Hatillo	Hatillo	2019	F	25,000				25,000	Narrative Justification Prepared by the Municipality	Municipality requested toll credit fund sharing.		
				S									
				T	25,000				25,000				
22	Communication System and GPS for vehicles for the Municipality of Hatillo	Hatillo	2019	F	30,000				30,000	Narrative Justification Prepared by the Municipality	Municipality requested toll credit fund sharing.		
				S									
				T	30,000				30,000				
23	Preventive Maintenance for the Vehicles of Transportation System	Hormigueros	2017	F	301,514	102,521			404,035	Narrative Justification Prepared by the Municipality	Certification Prepared by the Municipality	Carryover funds FY2017 and FY2018	
				S	-	-			-				
				T	301,514	102,521	-	-	404,035				
24	Operational Assistance for the Transportation System	Hormigueros	2015	F	163,346	164,979			328,325	Narrative Justification Prepared by the Municipality	Certification Prepared by the Municipality		
				S	-	-			-				
				T	163,346	164,979	-	-	328,325				
25	Replacement One(1) Bus-20-22 passenger for the Municipality of Hormigueros	Hormigueros	2019	F	95,103				95,103	Narrative Justification Prepared by the Municipality	Municipality requested toll credit fund sharing.		
				S									
				T	95,103				95,103				
26	Audio/visual equipment for the transportation office Municipality of Hormigueros	Hormigueros	2019	F	940				940	Narrative Justification Prepared by the Municipality	Municipality requested toll credit fund sharing.		
				S									
				T	940				940				
27	Office Equipment and Furniture for the transportation office Municipality of Hormigueros	Hormigueros	2019	F	1,236				1,236	Narrative Justification Prepared by the Municipality	Municipality requested toll credit fund sharing.		
				S									
				T	1,236				1,236				
28	Design for the Construction of the Mayagüez Transit System	Mayagüez	2017	F	3,750,000	-	-	-	3,750,000	Narrative Justification Prepared by the Municipality	Municipality requested toll credit fund sharing.	Subject to Study Results. Reprogram Funds 2017 requested by the Municipality	
				S		-	-	-	-				
				T	3,750,000	-	-	-	3,750,000				
29	Property Acquisition for the Construction of the Mayagüez Transit System	Mayagüez	2013	F	-	3,125,000	3,125,000	-	6,250,000	Narrative Justification Prepared by the Municipality	Municipality requested toll credit fund sharing.	Subject to Study Results. Reprogram Funds 2017 requested by the Municipality	
				S	-	-	-	-	-				
				T	-	3,125,000	3,125,000	-	6,250,000				
30	Preventive Maintenance for the Vehicles of Transportation System	Mayagüez	2013	F	274,866	46,436			321,302	Narrative Justification Prepared by the Municipality	Municipality requested toll credit fund sharing.		
				S	-	-			-				
				T	274,866	46,436			321,302				
31	Operational Assistance for Public transportation System	Mayagüez	2013	F	1,485,212		1,500,064		2,985,276	Narrative Justification Prepared by the Municipality	Municipality requested toll credit fund sharing.		
				S	-	-			-				
				T	1,485,212	-	1,500,064	-	2,985,276				

**GOVERNMENT OF PUERTO RICO**  
**PUERTO RICO DEPARTMENT OF TRANSPORTATION AND PUBLIC WORKS**  
**PUERTO RICO HIGHWAY AND TRANSPORTATION AUTHORITY**  
**STATEWIDE TRANSPORTATION IMPROVEMENT PROGRAM**  
**FISCAL YEARS 2019 - 2022**  
**ADMINISTRATIVE MODIFICATION #1**

SECTION: 5307 URBANIZED AREA FORMULA PROGRAM - URBANIZED AREA UNDER 200,000 POPULATION (UZA)

Num.	Project Description and Localization	Grantee	Year Entered	Annual Element			Three Year Program			Total Est. Cost	Project Justification	Source of Local Funds	Remarks
				2019	2020	2021	2022						
32	Surveillance Cameras for terminal facilities for the Municipality of Mayagüez	Mayagüez	2019	F	4,525				4,525	Narrative Justification Prepared by the Municipality	Municipality requested toll credit fund sharing.		
				S									
				T	4,525			4,525					
33	Acquisition of two (2) cutaway Buses-16 passengers for service expansion for the Municipality of Mayaguez	Mayagüez	2019	F	191,554				191,554	Narrative Justification Prepared by the Municipality	Municipality requested toll credit fund sharing.		
				S									
				T	191,554			191,554					
34	Design and NEPA for the Construction of SITRAS Maintenance Facility and Yard. Phase 1.	Ponce	2015	F		386,053	-	-	386,053	Narrative Justification Prepared by the Municipality	Municipality requested toll credit fund sharing.	Carryover Funds of the FY 2015	
				S	-	-	-	-					
				T	-	386,053	-	-	386,053				
35	Rehabilitation of the Administrative Office of Publico Carlos Garay Terminal	Ponce	2015	F	184,306	-	-	-	184,306	Narrative Justification Prepared by the Municipality	Municipality requested toll credit fund sharing.	Carryover Funds of the FY 2015. Associated Transit Improvements- Historic public transportation buildings. Application 3049-2017-2	
				S	-	-	-	-					
				T	184,306	-	-	-	184,306				
36	Operational Assistance for the Transportation System	Ponce	2016	F	4,000,000		2,000,000		6,000,000	Narrative Justification Prepared by the Municipality	Municipality requested toll credit fund sharing.	Carryover Funds FY2016, FY2017, FY2018	
				S	-	-	-	-					
				T	4,000,000	-	2,000,000	-	6,000,000				
37	Preventive Maintenance for the Transportation System	Ponce	2016	F	2,629,176	-	623,153		3,252,329	Narrative Justification Prepared by the Municipality	Municipality requested toll credit fund sharing.	Carryover Funds of the \$521,908 FY 2016, FY2017, FY2018	
				S	-	-	-	-					
				T	2,629,176	-	623,153	-	3,252,329				
38	Acquisition of Equipment to Support Operation and Administration of SITRAS	Ponce	2017	F	25,926	-	-	-	25,926	Narrative Justification Prepared by the Municipality	Municipality requested toll credit fund sharing.	Carryover funds of FY2017. Application 3049-2017-2	
				S	-	-	-	-					
				T	25,926	-	-	-	25,926				
39	Intelligence Technology Monthly Payment	Ponce	2017	F	24,750	-	-	-	24,750	Narrative Justification Prepared by the Municipality	Municipality requested toll credit fund sharing.	Carryover funds of FY2017. Application 3049-2017-2 Carryover funds FY2018. Application 5322-2017-2 and FY 2019	
				S	-	-	-	-					
				T	24,750	-	-	-	24,750				
40	Employee Education/ Training	Ponce	2017	F	6,000	-	-	-	6,000	Narrative Justification Prepared by the Municipality	Certification Prepared by the Municipality	Carryover funds of FY2017. Application 3049-2017-2	
				S	-	-	-	-					
				T	6,000	-	-	-	6,000				
41	Drugs and Alcohol Tests	Ponce	2017	F	7,145	-	-	-	7,145	Narrative Justification Prepared by the Municipality	Certification Prepared by the Municipality	Carryover funds of FY2017. Application 3049-2017-2	
				S	-	-	-	-					
				T	7,145	-	-	-	7,145				

GOVERNMENT OF PUERTO RICO  
 PUERTO RICO DEPARTMENT OF TRANSPORTATION AND PUBLIC WORKS  
 PUERTO RICO HIGHWAY AND TRANSPORTATION AUTHORITY  
 STATEWIDE TRANSPORTATION IMPROVEMENT PROGRAM  
 FISCAL YEARS 2019 - 2022  
 ADMINISTRATIVE MODIFICATION #1

SECTION: 5307 URBANIZED AREA FORMULA PROGRAM - URBANIZED AREA UNDER 200,000 POPULATION (UZA)

Num.	Project Description and Localization	Grantee	Year Entered	Annual Element			Three Year Program			Total Est. Cost	Project Justification	Source of Local Funds	Remarks
				2019	2020	2021	2022						
42	Rehab/Renov Dora Colón Clavell Terminal	Ponce	2017	F	923,000	-	-	-	923,000	Narrative Justification Prepared by the Municipality	Certification Prepared by the Municipality	Carryover funds of FY2017. Application 3049-2017-2	
				S	-	-	-	-					
				T	923,000	-	-	-	923,000				
43	Drug and Alcohol Test for the Municipality of Ponce	Ponce	2018	F	7,000	7,500	-	-	14,500	Narrative Justification Prepared by the Municipality	Municipality requested toll credit fund sharing.	Carryover funds FY2018. Grant 3049-2017-002	
				S	-	-	-	-					
				T	7,000	7,500	-	-	14,500				
44	Construction of Thirty-Six (34) Shelters for SITRAS New Route for the Municipality of Ponce	Ponce	2018	F	614,000	-	-	-	614,000	Narrative Justification Prepared by the Municipality	Municipality requested toll credit fund sharing.	Carryover funds FY2018. Grant 3049-2017-002 and Additional Funds 2019 project completion	
				S	-	-	-	-					
				T	614,000	-	-	-	614,000				
45	Acquisition of One (1) Support Mini Bus for SITRAS New Route for the Municipality of Ponce	Ponce	2018	F	88,800	-	-	-	88,800	Narrative Justification Prepared by the Municipality	Municipality requested toll credit fund sharing.	Carryover funds FY2018. Grant 3049-2017-002	
				S	-	-	-	-					
				T	88,800	-	-	-	88,800				
46	Acquisition of Electronic Equipment and Accesories for Paratransit Program for the Municipality of Ponce	Ponce	2018	F	275	-	-	-	275	Narrative Justification Prepared by the Municipality	Municipality requested toll credit fund sharing.	Carryover funds FY2018. Grant 3049-2017-002	
				S	-	-	-	-					
				T	275	-	-	-	275				
47	Design for the Rehabilitation Administrative Office of Carlos Garay Public Terminal for the Municipality of Ponce	Ponce	2018	F	45,000	-	-	-	45,000	Narrative Justification Prepared by the Municipality	Municipality requested toll credit fund sharing.	Carryover funds FY2018. Grant 3049-2017-002	
				S	-	-	-	-					
				T	45,000	-	-	-	45,000				
48	Preventive Maintenance for Two (2) Park and Ride Terminal for the Municipality of Ponce	Ponce	2018	F	40,000	-	-	-	40,000	Narrative Justification Prepared by the Municipality	Municipality requested toll credit fund sharing.	Carryover funds FY2018. Grant 3049-2017-002	
				S	-	-	-	-					
				T	40,000	-	-	-	40,000				
49	Acquisition of Tow Truck Support Vehicle for SITRAS vehicles for the Municipality of Ponce	Ponce	2018	F	220,000	-	-	-	220,000	Narrative Justification Prepared by the Municipality	Municipality requested toll credit fund sharing.	Carryover funds FY2018. Grant 3049-2017-002	
				S	-	-	-	-					
				T	220,000	-	-	-	220,000				
50	Acquisition of Four (4) signage structure for Two (2) Public Terminals for the Municipality of Ponce	Ponce	2018	F	34,500	-	-	-	34,500	Narrative Justification Prepared by the Municipality	Municipality requested toll credit fund sharing.	Carryover funds FY2018. Grant 3049-2017-002 and Additional Funds 2019 project completion	
				S	-	-	-	-					
				T	34,500	-	-	-	34,500				

GOVERNMENT OF PUERTO RICO  
 PUERTO RICO DEPARTMENT OF TRANSPORTATION AND PUBLIC WORKS  
 PUERTO RICO HIGHWAY AND TRANSPORTATION AUTHORITY  
 STATEWIDE TRANSPORTATION IMPROVEMENT PROGRAM  
 FISCAL YEARS 2019 - 2022  
 ADMINISTRATIVE MODIFICATION #1

SECTION: 5307 URBANIZED AREA FORMULA PROGRAM - URBANIZED AREA UNDER 200,000 POPULATION (UZA)

Num.	Project Description and Localization	Grantee	Year Entered	Annual Element			Three Year Program			Total Est. Cost	Project Justification	Source of Local Funds	Remarks
				2019	2020	2021	2022						
51	Acquisition of Six (6) Bike Racks for SITRAS Buses for the Municipality of Ponce	Ponce	2018	F	10,200		-	-	10,200	Narrative Justification Prepared by the Municipality	Municipality requested toll credit fund sharing.	Carryover funds FY2018. Grant 3049-2017-002	
				S			-	-	-				
				T	10,200		-	-	10,200				
52	Acquisition of an Announcement System for Six (6) Buses for the Municipality of Ponce	Ponce	2018	F	6,000		-	-	6,000	Narrative Justification Prepared by the Municipality	Municipality requested toll credit fund sharing.	Carryover funds FY2018. Grant 3049-2017-002	
				S			-	-	-				
				T	6,000		-	-	6,000				
53	Rehabilitation ADA Ramps and Sidewalks around of the passenger shelters on the Trolley for the Municipality of Ponce	Ponce	2018	F	350,000		-	-	350,000	Narrative Justification Prepared by the Municipality	Municipality requested toll credit fund sharing.	Carryover funds FY2018. Grant 3049-2017-002	
				S			-	-	-				
				T	350,000		-	-	350,000				
54	Acquisition and Instalation of Stop Signs throughout fixed routes for the Municipality of Ponce	Ponce	2018	F	12,500		-	-	12,500	Narrative Justification Prepared by the Municipality	Municipality requested toll credit fund sharing.	Carryover funds FY2018. Grant 3049-2017-002	
				S			-	-	-				
				T	12,500		-	-	12,500				
55	Acquisition Four(4) Buses 30 Ft for new route for the Municipality of Ponce	Ponce	2019	F	659,048				659,048	Narrative Justification Prepared by the Municipality	Municipality requested toll credit fund sharing.		
				S									
				T	659,048				659,048				
56	Construction Bus Shelters for new routes for the Municipality of Ponce	Ponce	2019	F	1,118,000				1,118,000	Narrative Justification Prepared by the Municipality	Municipality requested toll credit fund sharing.		
				S									
				T	1,118,000				1,118,000				
57	Private Security Service for terminals	Ponce	2019		143,000				143,000	Narrative Justification Prepared by the Municipality	Municipality requested toll credit fund sharing.		
					143,000				143,000				
58	Construction of Eight (8) Bus Shelters in Compliance with ADA for the Municipality of Arroyo	PRHTA	2018	F		116,372	-		116,372	Narrative Justification Prepared by the Municipality	Municipality requested toll credit fund sharing.	Conditioned to submital of Transportation Study. Lapsing Funds FY14.	
				S	-		-		-				
				T	-	116,372	-		116,372				
59	Acquisition of Six (6) Vehicles with Twelve (12) Passengers Capacity to Expand Service in Compliance with ADA Requirements for the Municipality of Arroyo	PRHTA	2018	F		420,000	-		420,000	Narrative Justification Prepared by the Municipality	Municipality requested toll credit fund sharing.	Conditioned to submital of Transportation Study. Include Paratransit Vehicles for ADA Compliance. Lapsing Funds FY14.	
				S	-		-		-				
				T	-	420,000	-		420,000				

GOVERNMENT OF PUERTO RICO  
 PUERTO RICO DEPARTMENT OF TRANSPORTATION AND PUBLIC WORKS  
 PUERTO RICO HIGHWAY AND TRANSPORTATION AUTHORITY  
 STATEWIDE TRANSPORTATION IMPROVEMENT PROGRAM  
 FISCAL YEARS 2019 - 2022  
 ADMINISTRATIVE MODIFICATION #1

SECTION: 5307 URBANIZED AREA FORMULA PROGRAM - URBANIZED AREA UNDER 200,000 POPULATION (UZA)

Num.	Project Description and Localization	Grantee	Year Entered	Annual Element			Three Year Program			Total	Project Justification	Source of Local Funds	Remarks
				2019	2020	2021	2022	Est. Cost					
60	Construction of Public Terminal of Parking Facilities to improve the Transportation System and to Expand Service in Compliance with ADA for the Municipality of Arroyo	PRHTA	2018	F	-	1,500,000			1,500,000	Narrative Justification Prepared by the Municipality	Municipality requested toll credit fund sharing.	Conditioned to submittal of Transportation Study. Public Terminal for Transportation Vehicles and for users of the Transportation System	
				S	-	-			-				
				T	-	1,500,000			1,500,000				
61	A/E Construction of Pedestrian Cycling Route for the Municipality of Arroyo	PRHTA	2018	F	100,000	-			100,000	Narrative Justification Prepared by the Municipality	Municipality requested toll credit fund sharing.	Conditioned to submittal of Transportation Study. Expanding Inter-modal Transportation System to the rural	
				S	-	-			-				
				T	-	100,000			100,000				
62	Construction of Pedestrian Cycling Route for the Municipality of Arroyo	PRHTA	2018	F	-	840,000			840,000	Narrative Justification Prepared by the Municipality	Municipality requested toll credit fund sharing.	Conditioned to submittal of Transportation Study. Expanding Inter-modal Transportation System to the rural	
				S	-	-			-				
				T	-	840,000			840,000				
63	Operating Assistance for Six (6) Drivers, One (1) Mechanic and One (1) Mechanic Assistant for the Municipality of Arroyo	PRHTA	2018	F	100,000	-			100,000	Narrative Justification Prepared by the Municipality	Municipality requested toll credit fund sharing.	Conditioned to submittal of Transportation Study.	
				S	-	-			-				
				T	-	100,000			100,000				
64	Construction of an Intermodal Railway Transportation System for the Municipality of Arroyo	PRHTA	2018	F	-	-	2,150,000		2,150,000	Narrative Justification Prepared by the Municipality	Municipality requested toll credit fund sharing.	Conditioned to submittal of Transportation Study.	
				S	-	-			-				
				T	-	-	2,150,000		2,150,000				
65	Paratransit and trolley operating costs for the Municipality of Ceiba	PRHTA	2015	F	246,848	125,278			372,126	Narrative Justification Prepared by the Municipality	Certification Prepared by the Municipality	Carryover funds FY2018	
				S	-	-			-				
				T	246,848	125,278			372,126				
66	Preventive maintenance cost for transit vehicles for the Municipality of Ceiba	PRHTA	2017	F	16,665	5,666			22,331	Narrative Justification Prepared by the Municipality	Certification Prepared by the Municipality	Carryover funds FY2017 and FY2018	
				S	-	-			-				
				T	16,665	5,666			22,331				
67	Acquisition two (2) vehicles for paratransit for expansion- 11 passengers for the Municipality of Ceiba	PRHTA	2019	F	160,000				160,000	Narrative Justification Prepared by the Municipality	Municipality requested toll credit fund sharing.	Lapsing Funds FY14	
				S									
				T	160,000				160,000				

GOVERNMENT OF PUERTO RICO  
 PUERTO RICO DEPARTMENT OF TRANSPORTATION AND PUBLIC WORKS  
 PUERTO RICO HIGHWAY AND TRANSPORTATION AUTHORITY  
 STATEWIDE TRANSPORTATION IMPROVEMENT PROGRAM  
 FISCAL YEARS 2019 - 2022  
 ADMINISTRATIVE MODIFICATION #1

SECTION: 5307 URBANIZED AREA FORMULA PROGRAM - URBANIZED AREA UNDER 200,000 POPULATION (UZA)

Num.	Project Description and Localization	Grantee	Year Entered	Annual Element			Three Year Program			Total Est. Cost	Project Justification	Source of Local Funds	Remarks
				2019	2020	2021	2022						
68	Acquisition Radio Communication System for the Municipality of Ceiba	PRHTA	2019	F	3,150				3,150	Narrative Justification Prepared by the Municipality	Municipality requested toll credit fund sharing.	Lapsing Funds FY14	
				S									
				T	3,150				3,150				
69	Acquisition three (3) vehicles: two (2) for fixed routes-24 passengers, one (1) paratransit service passenger for the Municipality of Florida	PRHTA	2019	F	330,470				330,470	Narrative Justification Prepared by the Municipality	Municipality requested toll credit fund sharing.	Lapsing Funds FY14	
				S									
				T	330,470				330,470				
70	Operating Expenses for the Municipality of Florida	PRHTA	2019	F	118,073				118,073	Narrative Justification Prepared by the Municipality	Municipality requested toll credit fund sharing.	Lapsing Funds FY14	
				S									
				T	118,073				118,073				
71	Diagnostic Equipment for FTA vehicles for the Municipality of Florida	PRHTA	2019	F	12,000				12,000	Narrative Justification Prepared by the Municipality	Municipality requested toll credit fund sharing.	Lapsing Funds FY14	
				S									
				T	12,000				12,000				
72	Terminal Improvements for the Municipality of Florida	PRHTA	2019	F	14,320				14,320	Narrative Justification Prepared by the Municipality	Municipality requested toll credit fund sharing.	Lapsing Funds FY14	
				S									
				T	14,320				14,320				
73	Construction Bus Shelters for the Municipality of Florida	PRHTA	2019	F	284,760				284,760	Narrative Justification Prepared by the Municipality	Municipality requested toll credit fund sharing.	Lapsing Funds FY14	
				S									
				T	284,760				284,760				
74	Communication equipment for the Municipality of Florida	PRHTA	2019	F	339,037				339,037	Narrative Justification Prepared by the Municipality	Municipality requested toll credit fund sharing.	Lapsing Funds FY14	
				S									
				T	339,037				339,037				
75	Improvement to Sidewalks, Ramps and Pedestrian crossing in urban/rural areas in Compliance with ADA requirements for the Municipality of Guayanilla	PRHTA	2018	F		-	500,000		500,000	Narrative Justification Prepared by the Municipality	Municipality requested toll credit fund sharing.	Conditioned to submittal of Transportation Study.	
				S	-				-				
				T	-	-	500,000		500,000				
76	Operating Assistance for the Municipality of Guayanilla	PRHTA	2018	F	102,000	64,800			166,800	Narrative Justification Prepared by the Municipality	Municipality requested toll credit fund sharing.	Carryover funds FY2018. The apportionment increase for FY 2020 is conditioned to submittal of Transportation Study.	
				S					-				
				T	102,000	64,800			166,800				
77	Construction of fifteen (15) Bus Shelters in Compliance with ADA requirements for the Municipality of Guayanilla	PRHTA	2018	F		200,000			200,000	Narrative Justification Prepared by the Municipality	Municipality requested toll credit fund sharing.	Conditioned to submittal of Transportation Study.	
				S	-				-				
				T	-	200,000			200,000				

**GOVERNMENT OF PUERTO RICO**  
**PUERTO RICO DEPARTMENT OF TRANSPORTATION AND PUBLIC WORKS**  
**PUERTO RICO HIGHWAY AND TRANSPORTATION AUTHORITY**  
**STATEWIDE TRANSPORTATION IMPROVEMENT PROGRAM**  
**FISCAL YEARS 2019 - 2022**  
**ADMINISTRATIVE MODIFICATION #1**

**SECTION: 5307 URBANIZED AREA FORMULA PROGRAM - URBANIZED AREA UNDER 200,000 POPULATION (UZA)**

Num.	Project Description and Localization	Grantee	Year Entered	Annual Element			Three Year Program			Total	Project Justification	Source of Local Funds	Remarks
				2019	2020	2021	2022	Est. Cost					
78	Design and Engineering Construction of Fifteen (15) Bus Shelters in Compliance with ADA requirements for the Municipality of Guayanilla	PRHTA	2018	F	55,000				55,000	Narrative Justification Prepared by the Municipality	Municipality requested toll credit fund sharing.	Conditioned to submittal of Transportation Study.	
				S	-				-				
				T	-	55,000	-		55,000				
79	Design and Engineering cost for the improvement to Sidewalks, Ramps and Pedestrian crossing in urban/rural areas in Compliance with ADA requirements for the Municipality of Guayanilla	PRHTA	2018	F	55,000				55,000	Narrative Justification Prepared by the Municipality	Municipality requested toll credit fund sharing.	Conditioned to submittal of Transportation Study.	
				S	-				-				
				T	-	55,000			55,000				
80	Acquisition of Six (6) Paratransit, Ten (10) Passenger Van to Expand service in Compliance with ADA requirements for the Municipality of Guayanilla	PRHTA	2018	F	420,000				420,000	Narrative Justification Prepared by the Municipality	Municipality requested toll credit fund sharing.	Conditioned to submittal of Transportation Study.	
				S	-				-				
				T	-	420,000			420,000				
81	Design and Construction of Associated Transit Improvements-Improvements to sidewalks and streets along shelters and stops in Compliance with ADA requirements for the Municipality of Lajas	PRHTA	2018	F	250,000	252,500	-	-	502,500	Narrative Justification Prepared by the Municipality	Municipality requested toll credit fund sharing.	Carryover funds FY2018	
				S			-	-	-				
				T	250,000	252,500	-	-	502,500				
82	Design and Construction of Eight(8) Bus Shelter and signage for Two (2) New Routes for the Municipality of Lajas	PRHTA	2018	F	192,000	193,920	-	-	385,920	Narrative Justification Prepared by the Municipality	Municipality requested toll credit fund sharing.	Carryover funds FY2018	
				S		-	-	-	-				
				T	192,000	193,920	-	-	385,920				
83	Operating Assistance for Paratransit Service for the Municipality of Lajas	PRHTA	2018	F	60,000	60,600	-	-	120,600	Narrative Justification Prepared by the Municipality	Municipality requested toll credit fund sharing.	Carryover funds FY2018	
				S		-	-	-	-				
				T	60,000	60,600	-	-	120,600				



**GOVERNMENT OF PUERTO RICO**  
**PUERTO RICO DEPARTMENT OF TRANSPORTATION AND PUBLIC WORKS**  
**PUERTO RICO HIGHWAY AND TRANSPORTATION AUTHORITY**  
**STATEWIDE TRANSPORTATION IMPROVEMENT PROGRAM**  
**FISCAL YEARS 2019 - 2022**  
**ADMINISTRATIVE MODIFICATION #1**

**SECTION: 5307 URBANIZED AREA FORMULA PROGRAM - URBANIZED AREA UNDER 200,000 POPULATION (UZA)**

Num.	Project Description and Localization	Grantee	Year Entered	Annual Element			Three Year Program			Total Est. Cost	Project Justification	Source of Local Funds	Remarks
				2019	2020	2021	2022						
84	Preventive Maintenance for Buses in rolling stock for the Municipality of Lajas	PRHTA	2018	F	10,000			-	-	10,000	Narrative Justification Prepared by the Municipality	Municipality requested toll credit fund sharing.	Carryover funds FY2018
				S				-	-	-			
				T	10,000			-	-	10,000			
85	Acquisition of Six (6) Buses, Two (2) for fix routes and One (1) for complementary paratransit service for Two (2) new routes for the Municipality of Lajas	PRHTA	2018	F	450,000			-	-	450,000	Narrative Justification Prepared by the Municipality	Municipality requested toll credit fund sharing.	Carryover funds FY2018
				S				-	-	-			
				T	450,000			-	-	450,000			
86	Operating Assistance for the Municipality of Lajas	PRHTA	2019	F	126,264					126,264	Narrative Justification Prepared by the Municipality	Municipality requested toll credit fund sharing.	Lapsing Funds FY14.
				S									
				T	126,264					126,264			
87	Operating Assistance for Paratransit Service (additional funds) for the Municipality of Lajas	PRHTA	2019	F	60,000					60,000	Narrative Justification Prepared by the Municipality	Municipality requested toll credit fund sharing.	Lapsing Funds FY14.
				S									
				T	60,000					60,000			
88	Construction Bicycle Access to support Lajas Transportation System at La Parguera for the Municipality of Lajas	PRHTA	2019	F	594,049					594,049	Narrative Justification Prepared by the Municipality	Municipality requested toll credit fund sharing.	Lapsing Funds FY14.
				S									
				T	594,049					594,049			
89	Design and Construction sidewalks and streets along shelters and stops (additional funds) for the Municipality of Lajas	PRHTA	2019	F	62,500					62,500	Narrative Justification Prepared by the Municipality	Municipality requested toll credit fund sharing.	Lapsing Funds FY14.
				S									
				T	62,500					62,500			
90	Additional Funds for Design and Construction of eight (8) bus shelters and signage for two new routes (additional funds) Municipality of Lajas	PRHTA	2019	F	48,000					48,000	Narrative Justification Prepared by the Municipality	Municipality requested toll credit fund sharing.	Lapsing Funds FY14.
				S									
				T	48,000					48,000			
91	Additional funds for the Acquisition of Six (6) buses Municipality of Lajas	PRHTA	2019	F	84,000					84,000	Narrative Justification Prepared by the Municipality	Municipality requested toll credit fund sharing.	Lapsing Funds FY14.
				S									
				T	84,000					84,000			

GOVERNMENT OF PUERTO RICO  
 PUERTO RICO DEPARTMENT OF TRANSPORTATION AND PUBLIC WORKS  
 PUERTO RICO HIGHWAY AND TRANSPORTATION AUTHORITY  
 STATEWIDE TRANSPORTATION IMPROVEMENT PROGRAM  
 FISCAL YEARS 2019 - 2022  
 ADMINISTRATIVE MODIFICATION #1

SECTION: 5307 URBANIZED AREA FORMULA PROGRAM - URBANIZED AREA UNDER 200,000 POPULATION (UZA)

Num.	Project Description and Localization	Grantee	Year Entered	Annual Element			Three Year Program			Total	Project Justification	Source of Local Funds	Remarks
				2019	2020	2021	2022	Est. Cost					
92	Preventive maintenance for vehicles fleet for the Municipality of Luquillo	PRHTA	2015	F	25,223	5,646			30,869	Narrative Justification Prepared by the Municipality	Certification Prepared by the Municipality	Carryover Funds FY15, FY16, FY17 and FY18	
				S	-	-			-				
				T	25,223	5,646			30,869				
93	Design and Construction of associated transit improvements- Improvements to Sidewalks and Streets along Shelters and Stops in Compliance with ADA requirements for the Municipality of Luquillo	PRHTA	2018	F	225,000		-	-	225,000	Narrative Justification Prepared by the Municipality	Municipality requested toll credit fund sharing.	Carryover funds FY2018	
				S			-	-	-				
				T	225,000		-		225,000				
94	Design and Construction of Four (4) Shelters and Signage for New Bus Route for the Municipality of Luquillo	PRHTA	2018	F	60,000		-	-	60,000	Narrative Justification Prepared by the Municipality	Municipality requested toll credit fund sharing.	Carryover funds FY2018	
				S			-	-	-				
				T	60,000		-		60,000				
95	Operating Assistance for Paratransit Service for the Municipality of Luquillo	PRHTA	2018	F	22,500		-	-	22,500	Narrative Justification Prepared by the Municipality	Municipality requested toll credit fund sharing.	Carryover funds FY2018 \$22,500	
				S			-	-	-				
				T	22,500		-	-	22,500				
96	Acquisition of Six (6) Buses, Four (4) for fix routes and Two (2) for complementary paratransit service for the Municipality of Luquillo	PRHTA	2018	F	450,000		-	-	450,000	Narrative Justification Prepared by the Municipality	Municipality requested toll credit fund sharing.	Carryover funds FY2018	
				S			-	-	-				
				T	450,000		-	-	450,000				
97	Streets Sign and Stops Sign Identifying the Trolleys Stops for the Municipality of Naguabo	PRHTA	2015	F	150,000		-	-	150,000	Narrative Justification Prepared by the Municipality	Certification Prepared by the Municipality	Carryover Funds of the FY 2016.	
				S	-	-	-	-	-				
				T	150,000	-	-		150,000				
98	Engineering, Design and Environmental of the Maintenance Garage for the Municipality of Naguabo	PRHTA	2018	F	276,250				276,250	Narrative Justification Prepared by the Municipality	Municipality requested toll credit fund sharing.	Carryover funds FY2018	
				S				-	-				
				T	276,250			-	276,250				
99	Improvement of Maintenance Garage for the Municipality of Naguabo	PRHTA	2018	F	250,000	252,500	-	-	502,500	Narrative Justification Prepared by the Municipality	Municipality requested toll credit fund sharing.	Carryover funds FY2018	
				S		-	-	-	-				
				T	250,000	252,500	-	-	502,500				
100	Acquisition of three (3) Mini Buses- 16 passengers and two (2) Paratransit Mini Bus-11 passengers for the Municipality of Naguabo	PRHTA	2019	F	450,000				450,000	Narrative Justification Prepared by the Municipality	Municipality requested toll credit fund sharing.	Lapsing Funds FY14.	
				S									
				T	450,000				450,000				

GOVERNMENT OF PUERTO RICO  
 PUERTO RICO DEPARTMENT OF TRANSPORTATION AND PUBLIC WORKS  
 PUERTO RICO HIGHWAY AND TRANSPORTATION AUTHORITY  
 STATEWIDE TRANSPORTATION IMPROVEMENT PROGRAM  
 FISCAL YEARS 2019 - 2022  
 ADMINISTRATIVE MODIFICATION #1

SECTION: 5307 URBANIZED AREA FORMULA PROGRAM - URBANIZED AREA UNDER 200,000 POPULATION (UZA)

Num.	Project Description and Localization	Grantee	Year Entered	Three Year Program				Total Est. Cost	Project Justification	Source of Local Funds	Remarks	
				Annual Element	2019	2020	2021					2022
101	Acquisition, Maintenance and Administration of Surveillance Cámaras, Radio Communication System, GPS for the Municipality of Naguabo	PRHTA	2019	F	68,315				68,315	Narrative Justification Prepared by the Municipality	Municipality requested toll credit fund sharing.	Lapsing Funds FY14.
				S								
				T	68,315				68,315			
102	Preventive Maintenance for Transit Feet for the Municipality of Naguabo	PRHTA	2019	F	127,860				127,860	Narrative Justification Prepared by the Municipality	Municipality requested toll credit fund sharing.	Lapsing Funds FY14.
				S								
				T	127,860				127,860			
103	Preventive Maintenance for Terminal for the Municipality of Naguabo	PRHTA	2019	F	100,000				100,000	Narrative Justification Prepared by the Municipality	Municipality requested toll credit fund sharing.	Lapsing Funds FY14.
				S								
				T	100,000				100,000			
104	Operating Assistance for the Municipality of Peñuelas	PRHTA	2018	F	400,000	200,000			600,000	Narrative Justification Prepared by the Municipality	Municipality requested toll credit fund sharing.	Carryover funds FY2018
				S		-			-			
				T	400,000	200,000			600,000			
105	Mobile Radios for the Municipality of Peñuelas	PRHTA	2018	F	2,188		-	-	2,188	Narrative Justification Prepared by the Municipality	Municipality requested toll credit fund sharing.	Carryover funds FY2018
				S			-	-	-			
				T	2,188		-		2,188			
106	Public Transportation Agency Safety Plan	PRHTA	2019	F	250,000					Narrative Justification Prepared by the Municipality	Toll credit fund sharing.	Lapsing Funds FY14.
				S								
				T	250,000							
107	Operational Assistance of Ferry Boat Fajardo	PRHTA/ATM	2017	F	3,310,242	3,343,344	3,376,778	3,410,546	13,440,910	Narrative Justification Prepared	Agency Requested the use of Toll Credits	Lapsing Funds FY14.
				S	-	-	-	-	-			
				T	3,310,242	3,343,344	3,376,778	3,410,546	13,440,910			
108	Acquisition of Parts and Equipment for the Maintenance of the Vessels Fleet in Fajardo	PRHTA/ATM	2017	F	2,000,000	-	-	-	2,000,000	Narrative Justification Prepared by the Municipality	Agency Requested the use of Toll Credits	Lapsing Funds FY14.
				S	-	-	-	-	-			
				T	2,000,000	-	-	-	2,000,000			
109	Dredging for the Navigable Channel for the Fajardo Ferry Terminal	PRHTA/ATM	2017	F	-	90,820	-	-	90,820	Narrative Justification Prepared	Agency Requested the use of Toll Credits	Carryover Funds of the FY 2013
				S	-	-	-	-	-			
				T	-	90,820	-	-	90,820			
110	Insurance for vessel fleet	PRHTA/ATM	2019	F	3,492,405				3,492,405	Narrative Justification Prepared by the Agency	Agency Requested the use of Toll Credits	Reprogrammed funds of the project Improvement to Fajardo Facility
				S					-			
				T	3,492,405				3,492,405			

GOVERNMENT OF PUERTO RICO  
 PUERTO RICO DEPARTMENT OF TRANSPORTATION AND PUBLIC WORKS  
 PUERTO RICO HIGHWAY AND TRANSPORTATION AUTHORITY  
 STATEWIDE TRANSPORTATION IMPROVEMENT PROGRAM  
 FISCAL YEARS 2019 - 2022  
 ADMINISTRATIVE MODIFICATION #1

SECTION: 5307 URBANIZED AREA FORMULA PROGRAM - URBANIZED AREA UNDER 200,000 POPULATION (UZA)

Num.	Project Description and Localization	Grantee	Year Entered	Annual Element			Three Year Program			Total	Project Justification	Source of Local Funds	Remarks
				2019	2020	2021	2022	Est. Cost					
111	Island Service Vessel Refit	PRHTA/ATM	2018	F	4,200,000				4,200,000	Narrative Justification Prepared by the Agency	Agency Requested the use of Toll Credits	Carryover funds FY2018 \$4,200,000	
				S				-					
				T	4,200,000			4,200,000					
112	Construction of Cargo Ferry Boat at Roosevelt Road	PRHTA/ATM	2018	F	25,000,000				25,000,000	Narrative Justification Prepared by the Agency	Agency Requested the use of Toll Credits	Carryover funds FY2018 \$15,000,000	
				S				-					
				T	25,000,000			25,000,000					
113	Construction of the New Terminal	Villalba	2014	F	1,496,645	1,209,289			2,705,934	Narrative Justification Prepared by the Municipality	Municipality requested toll credit fund sharing.	Carryover Funds FY 2014. Application 6416-2016-1	
				S	-	-		-					
				T	1,496,645	1,209,289		2,705,934					
114	Preventive Maintenance for the Vehicles of Transportation System	Villalba	2017	F	636,321	173,091			809,412	Narrative Justification Prepared by the Municipality	Municipality requested toll credit fund sharing.	Carryover Funds FY 2014. Application 6416-2016-2	
				S	-	-		-					
				T	636,321	173,091	-	-	809,412				
115	Operational Assistance for the Transportation System	Villalba	2017	F	606,020	102,010			708,030	Narrative Justification Prepared by the Municipality	Municipality requested toll credit fund sharing.	Carryover Funds FY 2014. Application 6416-2016-2	
				S	-	-		-					
				T	606,020	102,010		708,030					
116	Acquisition of Four (4) Wheel Drive Vehicle to Supervise and Enhance the Rural Area for the Municipality of Villalba	Villalba	2018	F	35,000		-	-	35,000	Narrative Justification Prepared by the Municipality	Municipality requested toll credit fund sharing.	Carryover funds FY2018. Application 6416-2018-3	
				S			-	-					
				T	35,000		-	-	35,000				
117	Replacement of Eight (8) passenger Van for the Municipality of Villalba	Villalba	2018	F	700,000		-	-	700,000	Narrative Justification Prepared by the Municipality	Municipality requested toll credit fund sharing.	Carryover funds FY2018. Application 6416-2018-3	
				S			-	-					
				T	700,000		-	-	700,000				
118	Drug and Alcohol Test for the Municipality of Villalba	Villalba	2018	F	8,000		-	-	8,000	Narrative Justification Prepared by the Municipality	Municipality requested toll credit fund sharing.	Carryover funds FY2018. Application 6416-2018-3	
				S			-	-					
				T	8,000		-	-	8,000				
119	Design and Construction of Pedestrian Cycling Route for the Municipality of Villalba	Villalba	2018	F	1,100,000		-	-	1,100,000	Narrative Justification Prepared by the Municipality	Municipality requested toll credit fund sharing.	Carryover funds FY2018. Application 6416-2018-4	
				S			-	-					
				T	1,100,000		-	-	1,100,000				
120	Maintenance Terminal of Public Trolleys for the Municipality of Villalba	Villalba	2019	F	1,942,674				1,942,674	Narrative Justification Prepared by the Municipality	Municipality requested toll credit fund sharing.		
				S									
				T	1,942,674			1,942,674					
121	Construction of Pedestrian Cycling route for the Municipality of Villalba (Phase II)	Villalba	2019	F	570,000				570,000	Narrative Justification Prepared by the Municipality	Municipality requested toll credit fund sharing.		
				S									
				T	570,000			570,000					

**GOVERNMENT OF PUERTO RICO**  
**PUERTO RICO DEPARTMENT OF TRANSPORTATION AND PUBLIC WORKS**  
**PUERTO RICO HIGHWAY AND TRANSPORTATION AUTHORITY**  
**STATEWIDE TRANSPORTATION IMPROVEMENT PROGRAM**  
**FISCAL YEARS 2019 - 2022**  
**ADMINISTRATIVE MODIFICATION #1**

**SECTION: 5307 URBANIZED AREA FORMULA PROGRAM - URBANIZED AREA UNDER 200,000 POPULATION (UZA)**

Num.	Project Description and Localization	Grantee	Year Entered	Annual Element			Three Year Program			Total	Project Justification	Source of Local Funds	Remarks
				2019	2020	2021	2022	Est. Cost					
122	Operational Assistance for Public Transportation System	Yauco	2015	F	1,007,810	511,476			1,519,286	Narrative Justification Prepared by the Municipality	Municipality requested toll credit fund sharing.	Carryover funds FY2018	
				S	-	-			-				
				T	1,007,810	511,476	-	-	1,519,286				
123	Operational Assistance for ADA Paratransit Services	Yauco	2015	F	392,618	199,258			591,876	Narrative Justification Prepared by the Municipality	Municipality requested toll credit fund sharing.	Carryover funds FY2018	
				S	-	-			-				
				T	392,618	199,258	-	-	591,876				
124	Acquisition of (4) 20 to 25 passenger bus for replacement.	Yauco	2016	F	500,000	-	-	-	500,000	Narrative Justification Prepared by the Municipality	Municipality requested toll credit fund sharing.	Carryover Funds of the \$400,000 FY 2016	
				S	-	-	-	-	-				
				T	500,000	-	-	-	500,000				
125	Preventive maintenance for Public Transportation Vehicles	Yauco	2016	F	140,700	71,408			212,108	Narrative Justification Prepared by the Municipality	Municipality requested toll credit fund sharing.	Carryover funds FY2018 \$56,000	
				S	-	-			-				
				T	140,700	71,408	-	-	212,108				
126	Acquisition of a Tow Truck Support Vehicle for ADA vehicles and Public Transportation Vehicles	Yauco	2016	F	175,000	-	-	-	175,000	Narrative Justification Prepared by the Municipality	Municipality requested toll credit fund sharing.	Carryover Funds of the \$140,000 FY 2016	
				S	-	-	-	-	-				
				T	175,000	-	-	-	175,000				
127	Construction of Maintenance and Administrative Facility for the Municipality of Yauco	Yauco	2018	F	1,250,000		-	-	1,250,000	Narrative Justification Prepared by the Municipality	Municipality requested toll credit fund sharing.	Carryover funds FY2018	
				S			-	-	-				
				T	1,250,000		-	-	1,250,000				
128	Operational Assistance for the Municipality of Yauco	Yauco	2018	F	193,398		-	-	193,398	Was not included in the 2015 STIP Amendment. FTA recommended to include now.	Municipality requested toll credit fund sharing.	Carryover funds FY2017	
				S	-	-	-	-	-				
				T	193,398	-	-	-	193,398				
129	Acquisition of Administrative Vehicle for the Municipality of Yauco	Yauco	2018	F	40,000	40,000		-	80,000	Narrative Justification Prepared by the Municipality	Municipality requested toll credit fund sharing.	Carryover funds FY2018	
				S				-	-				
				T	40,000	40,000		-	80,000				
130	Acquisition of Computers, Software and Hardware for Public Transportation System	Yauco	2019	F	4,000				4,000	Narrative Justification Prepared by the Municipality	Municipality requested toll credit fund sharing.		
				S									
				T	4,000				4,000				
131	Acquisition of 4X4 passenger vehicle for the Public Transportation System	Yauco	2019	F	60,000				60,000	Narrative Justification Prepared by the Municipality	Municipality requested toll credit fund sharing.		
				S									
				T	60,000				60,000				

GOVERNMENT OF PUERTO RICO  
 PUERTO RICO DEPARTMENT OF TRANSPORTATION AND PUBLIC WORKS  
 PUERTO RICO HIGHWAY AND TRANSPORTATION AUTHORITY  
 STATEWIDE TRANSPORTATION IMPROVEMENT PROGRAM  
 FISCAL YEARS 2019 - 2022  
 ADMINISTRATIVE MODIFICATION #1

SECTION: 5307 URBANIZED AREA FORMULA PROGRAM - URBANIZED AREA UNDER 200,000 POPULATION (UZA)

Num.	Project Description and Localization	Grantee	Year Entered	Annual Element			Three Year Program			Total	Project Justification	Source of Local Funds	Remarks
				2019	2020	2021	2022	Est. Cost					
132	Acquisition of Fare Box System for Public Transportation Vehicles	Yauco	2019	F	10,000				10,000	Narrative Justification Prepared by the Municipality	Municipality requested toll credit fund sharing.		
				S									
				T	10,000			10,000					
133	Preventive Maintenance for the Infrastructure of three Public Transportation Terminals	Yauco	2019	F	61,100				61,100	Narrative Justification Prepared by the Municipality	Municipality requested toll credit fund sharing.		
				S									
				T	61,100			61,100					
134	Construction and Repair of Streets, Sidewalks and Ada Ramps Along the Trolley Routes	Yauco	2019	F	196,560				196,560	Narrative Justification Prepared by the Municipality	Municipality requested toll credit fund sharing.		
				S									
				T	196,560			196,560					
135	Acquisition of Tools and Equipment for the Mechanic Shop of the Public Transportation	Yauco	2019	F	9,000				9,000	Narrative Justification Prepared by the Municipality	Municipality requested toll credit fund sharing.		
				S									
				T	9,000			9,000					
136	Acquisition of Security Surveillance Cameras, GPS, Software and Hardware for the vehicles and accessories to support Security for Public Transportation Program	Yauco	2019	F	35,000				35,000	Narrative Justification Prepared by the Municipality	Municipality requested toll credit fund sharing.		
				S									
				T	35,000			35,000					
137	Drug and Alcohol Testing for Employees of Public Transportatin System	Yauco	2019	F	5,000				5,000	Narrative Justification Prepared by the Municipality	Municipality requested toll credit fund sharing.		
				S									
				T	5,000			5,000					
138	In-Service and other Educational Services for the Public Transportation Personnel	Yauco	2019	F	3,500				3,500	Narrative Justification Prepared by the Municipality	Municipality requested toll credit fund sharing.		
				S									
				T	3,500			3,500					
139	Preventive Maintenance for Public Transportatin System	Yauco	2019	F		120,000			120,000	Narrative Justification Prepared by the Municipality	Municipality requested toll credit fund sharing.		
				S									
				T		120,000		120,000					
140	Insurance, Permits and Liability Insurance Expenses for Public Transportation System	Yauco	2019	F	10,000				10,000	Narrative Justification Prepared by the Municipality	Municipality requested toll credit fund sharing.		
				S									
				T	10,000			10,000					
141	Improvement Enhancements for Transportation System Terminals (Bench, Garbage Cans, and etc.)	Yauco	2019	F	30,000				30,000	Narrative Justification Prepared by the Municipality	Municipality requested toll credit fund sharing.		
				S									
				T	30,000			30,000					
Total Federal Funds:					82,129,521	16,051,587	15,856,093	7,419,498	121,206,699				
Total State or Local Funds:					-	-	-	-	-				
Total					82,129,521	16,051,587	15,856,093	7,419,498	121,206,699				



*Government of Puerto Rico*

*Puerto Rico Department of Transportation and Public Works*  
*Puerto Rico Highway and Transportation Authority*

***Statewide Transportation Improvement Program (STIP)***

***FEDERAL TRANSIT ADMINISTRATION (FTA)***

***Urbanized Area Under 200,000 in Population (UZA)***

***Section 5310***

---

GOVERNMENT OF PUERTO RICO  
 PUERTO RICO DEPARTMENT OF TRANSPORTATION AND PUBLIC WORKS  
 PUERTO RICO HIGHWAY AND TRANSPORTATION AUTHORITY  
 STATEWIDE TRANSPORTATION IMPROVEMENT PROGRAM  
 FISCAL YEARS 2019 - 2022  
 ADMINISTRATIVE MODIFICATION #1

Section 5310: Enhanced Mobility of Seniors and Persons with Disabilities, Urbanized Area Under 200,000 in Population Formula Program (UZA)

Num.	Project Description and Localization	Grantee	Year Entered	Annual Element		Three Year Program			Total Est. Cost	Project Justification	Source of Local Funds	Remarks
					2019	2020	2021	2022				
1	Preventive Maintenance for 5310 Transit Fleet for the Municipality of Cabo Rojo	PRHTA	2019	F	15,000	-	-	-	15,000	Narrative Justification submitted by Municipality	Toll Credits	
				S	-	-	-	-	-			
				T	15,000	-	-	-	15,000			
2	Operating Assistance for 5310 Transit Fleet for the Municipality of Cabo Rojo	PRHTA	2019	F	133,272	-	-	-	133,272	Narrative Justification submitted by Municipality	Toll Credits	
				S	-	-	-	-	-			
				T	133,272	-	-	-	133,272			
3	Preventive Maintenance for 5310 Transit Fleet for the Municipality of Camuy	PRHTA	2019	F	30,000	-	-	-	30,000	Narrative Justification submitted by Municipality	Toll Credits	
				S	-	-	-	-	-			
				T	30,000	-	-	-	30,000			
4	Operating Assistance for 5310 Transit Fleet for the Municipality of Camuy	PRHTA	2019	F	245,271	-	-	-	245,271	Narrative Justification submitted by Municipality	Toll Credits	
				S	-	-	-	-	-			
				T	245,271	-	-	-	245,271			
5	Preventive Maintenance for 5310 Transit Fleet for the Municipality of Ceiba	PRHTA	2019	F	10,000	-	-	-	10,000	Narrative Justification submitted by Municipality	Toll Credits	
				S	-	-	-	-	-			
				T	10,000	-	-	-	10,000			
6	Operating Assistance for 5310 Transit Fleet for the Municipality of Ceiba	PRHTA	2019	F	95,272	-	-	-	95,272	Narrative Justification submitted by Municipality	Toll Credits	
				S	-	-	-	-	-			
				T	95,272	-	-	-	95,272			
7	Preventive Maintenance for 5310 Transit Fleet for the Municipality of Fajardo	PRHTA	2019	F	10,000	-	-	-	10,000	Narrative Justification submitted by Municipality	Toll Credits	
				S	-	-	-	-	-			
				T	10,000	-	-	-	10,000			
8	Operating Assistance for 5310 Transit Fleet for the Municipality of Fajardo	PRHTA	2019	F	95,272	-	-	-	95,272	Narrative Justification submitted by Municipality	Toll Credits	
				S	-	-	-	-	-			
				T	95,272	-	-	-	95,272			
9	Preventive Maintenance for 5310 Transit Fleet for the Municipality of Guanica	PRHTA	2019	F	26,000	-	-	-	26,000	Narrative Justification submitted by Municipality	Toll Credits	
				S	-	-	-	-	-			
				T	26,000	-	-	-	26,000			



GOVERNMENT OF PUERTO RICO  
 PUERTO RICO DEPARTMENT OF TRANSPORTATION AND PUBLIC WORKS  
 PUERTO RICO HIGHWAY AND TRANSPORTATION AUTHORITY  
 STATEWIDE TRANSPORTATION IMPROVEMENT PROGRAM  
 FISCAL YEARS 2019 - 2022  
 ADMINISTRATIVE MODIFICATION #1

Section 5310: Enhanced Mobility of Seniors and Persons with Disabilities, Urbanized Area Under 200,000 in Population Formula Program (UZA)

Num.	Project Description and Localization	Grantee	Year Entered	Annual Element		Three Year Program			Total Est. Cost	Project Justification	Source of Local Funds	Remarks
					2019	2020	2021	2022				
10	Operating Assistance for 5310 Transit Fleet for the Municipality of Guanica	PRHTA	2019	F	215,272	-	-	-	215,272	Narrative Justification submitted by Municipality	Toll Credits	
				S	-	-	-	-	-			
				T	215,272	-	-	-	215,272			
11	Preventive Maintenance for 5310 Transit Fleet for the Departamento de la Familia (Guayama)	PRHTA	2019	F	5,000	-	-	-	5,000	Narrative Justification submitted by Entity	Toll Credits	
				S	-	-	-	-	-			
				T	5,000	-	-	-	5,000			
12	Operating Assistance for 5310 Transit Fleet for the Departamento de la Familia (Guayama)	PRHTA	2019	F	53,429	-	-	-	53,429	Narrative Justification submitted by Entity	Toll Credits	
				S	-	-	-	-	-			
				T	53,429	-	-	-	53,429			
13	Preventive Maintenance for 5310 Transit Fleet for the Municipality of Lajas	PRHTA	2019	F	15,000	-	-	-	15,000	Narrative Justification submitted by Municipality	Toll Credits	
				S	-	-	-	-	-			
				T	15,000	-	-	-	15,000			
14	Operating Assistance for 5310 Transit Fleet for the Municipality of Lajas	PRHTA	2019	F	135,272	-	-	-	135,272	Narrative Justification submitted by Municipality	Toll Credits	
				S	-	-	-	-	-			
				T	135,272	-	-	-	135,272			
15	Preventive Maintenance for 5310 Transit Fleet for the Municipality of Manati	PRHTA	2019	F	10,000	-	-	-	10,000	Narrative Justification submitted by Municipality	Toll Credits	
				S	-	-	-	-	-			
				T	10,000	-	-	-	10,000			
16	Operating Assistance for 5310 Transit Fleet for the Municipality of Manati	PRHTA	2019	F	95,271	-	-	-	95,271	Narrative Justification submitted by Municipality	Toll Credits	
				S	-	-	-	-	-			
				T	95,271	-	-	-	95,271			
17	Preventive Maintenance for 5310 Transit Fleet for the Adm. Rehabilitacion Vocacional (Mayagüez)	PRHTA	2019	F	5,000	-	-	-	5,000	Narrative Justification submitted by Entity	Toll Credits	
				S	-	-	-	-	-			
				T	5,000	-	-	-	5,000			

GOVERNMENT OF PUERTO RICO  
 PUERTO RICO DEPARTMENT OF TRANSPORTATION AND PUBLIC WORKS  
 PUERTO RICO HIGHWAY AND TRANSPORTATION AUTHORITY  
 STATEWIDE TRANSPORTATION IMPROVEMENT PROGRAM  
 FISCAL YEARS 2019 - 2022  
 ADMINISTRATIVE MODIFICATION #1

Section 5310: Enhanced Mobility of Seniors and Persons with Disabilities, Urbanized Area Under 200,000 in Population Formula Program (UZA)

Num.	Project Description and Localization	Grantee	Year Entered	Annual Element		Three Year Program			Total Est. Cost	Project Justification	Source of Local Funds	Remarks
					2019	2020	2021	2022				
18	Operational Assistance for 5310 Transit Fleet for the Adm. Rehabilitacion Vocacional (Mayagüez)	PRHTA	2019	F	53,428	-	-	-	53,428	Narrative Justification submitted by Entity	Toll Credits	
				S	-	-	-	-	-			
				T	53,428	-	-	-	53,428			
19	Acquisition of one (1) vehicle (Minivan)-10 passengers for the Centro de Envejecientes Lilliam Torres (Sabana Grande)	PRHTA	2019	F	87,000	-	-	-	87,000	Narrative Justification submitted by Entity	Toll Credits	
				S	-	-	-	-	-			
				T	87,000	-	-	-	87,000			
20	Operating Assistance for 5310 Transit Fleet for the Centro de Envejecientes Lilliam Torres (Sabana Grande)	PRHTA	2019	F	45,271	-	-	-	45,271	Narrative Justification submitted by Entity	Toll Credits	
				S	-	-	-	-	-			
				T	45,271	-	-	-	45,271			
21	Preventive Maintenance for 5310 Transit Fleet for the Centro de Envejecientes Lilliam Torres (Sabana Grande)	PRHTA	2019	F	5,000	-	-	-	5,000	Narrative Justification submitted by Entity	Toll Credits	
				S	-	-	-	-	-			
				T	5,000	-	-	-	5,000			
22	Acquisition of one (1) vehicle (Minivan)-10 passengers for Oficina de Servicios a las Personas con Impedimentos (Sabana Grande)	PRHTA	2019	F	87,000	-	-	-	87,000	Narrative Justification submitted by Entity	Toll Credits	
				S	-	-	-	-	-			
				T	87,000	-	-	-	87,000			
23	Operating Assistance for 5310 Transit Fleet for the Oficina de Servicios a las Personas con Impedimentos (Sabana Grande)	PRHTA	2019	F	126,271	-	-	-	126,271	Narrative Justification submitted by Entity	Toll Credits	
				S	-	-	-	-	-			
				T	126,271	-	-	-	126,271			
24	Preventive Maintenance for 5310 Transit Fleet for the Oficina de Servicios a las Personas con Impedimentos (Sabana Grande)	PRHTA	2019	F	5,000	-	-	-	5,000	Narrative Justification submitted by Entity	Toll Credits	
				S	-	-	-	-	-			
				T	5,000	-	-	-	5,000			
25	Acquisition of one (1) vehicle (Minivan)-10 passengers for the Oficina de Transportacion Municipal (Sabana Grande)	PRHTA	2019	F	87,000	-	-	-	87,000	Narrative Justification submitted by Entity	Toll Credits	
				S	-	-	-	-	-			
				T	87,000	-	-	-	87,000			

GOVERNMENT OF PUERTO RICO  
 PUERTO RICO DEPARTMENT OF TRANSPORTATION AND PUBLIC WORKS  
 PUERTO RICO HIGHWAY AND TRANSPORTATION AUTHORITY  
 STATEWIDE TRANSPORTATION IMPROVEMENT PROGRAM  
 FISCAL YEARS 2019 - 2022  
 ADMINISTRATIVE MODIFICATION #1

Section 5310: Enhanced Mobility of Seniors and Persons with Disabilities, Urbanized Area Under 200,000 in Population Formula Program (UZA)

Num.	Project Description and Localization	Grantee	Year Entered	Annual Element	Three Year Program				Total Est. Cost	Project Justification	Source of Local Funds	Remarks
					2019	2020	2021	2022				
26	Acquisition of one (1) computer with hardware and software for the Oficina de Transportacion Municipal (Sabana Grande)	PRHTA	2019	F	2,500	-	-	-	2,500	Narrative Justification submitted by Entity	Toll Credits	
				S	-	-	-	-				
				T	2,500	-	-	-	2,500			
27	Acquisition of Portable Radio Communication System for 5310 Transit Fleet for the the Oficina de Transportacion Municipal (Sabana Grande)	PRHTA	2019	F	1,000	-	-	-	1,000	Narrative Justification submitted by Entity	Toll Credits	
				S	-	-	-	-				
				T	1,000	-	-	-	1,000			
28	Operating Assistance for 5310 Transit Fleet for the Oficina de Transportacion Municipal (Sabana Grande)	PRHTA	2019	F	55,271	-	-	-	55,271	Narrative Justification submitted by Entity	Toll Credits	
				S	-	-	-	-				
				T	55,271	-	-	-	55,271			
29	Preventive Maintenance for 5310 Transit Fleet for the Oficina de Transportacion Municipal (Sabana Grande)	PRHTA	2019	F	5,000	-	-	-	5,000	Narrative Justification submitted by Entity	Toll Credits	
				S	-	-	-	-				
				T	5,000	-	-	-	5,000			
30	Acquisition of one (1) Mini Bus (16 passenger) for the transportation of the elderly and disabled for the Municipality of Villalba	PRHTA	2019	F	89,000	-	-	-	89,000	Narrative Justification submitted by Municipality	Toll Credits	
				S	-	-	-	-				
				T	89,000	-	-	-	89,000			
31	Preventive Maintenance for 5310 Transit Fleet for the Municipality of Villalba	PRHTA	2019	F	10,000	-	-	-	10,000	Narrative Justification submitted by Municipality	Toll Credits	
				S	-	-	-	-				
				T	10,000	-	-	-	10,000			
32	Operating Assistance for 5310 Transit Fleet for the Municipality of Villalba	PRHTA	2019	F	125,271	-	-	-	125,271	Narrative Justification submitted by Municipality	Toll Credits	
				S	-	-	-	-				
				T	125,271	-	-	-	125,271			
33	State Administration	PRHTA	2019	F	197,624	-	-	-	197,624		Toll Credits	
				S	-	-	-	-				
				T	197,624	-	-	-	197,624			
Total Federal Funds:				F	2,175,967	-	-	-	2,175,967			
Total State or Local Funds:				S	-	-	-	-	-			
Total				T	2,175,967	-	-	-	2,175,967			



*Government of Puerto Rico*

*Puerto Rico Department of Transportation and Public Works*  
*Puerto Rico Highway and Transportation Authority*

***Statewide Transportation Improvement Program (STIP)***

***FEDERAL TRANSIT ADMINISTRATION (FTA)***

***Urbanized Area Under 200,000 in Population (UZA)***

***Section 5337***

---

GOVERNMENT OF PUERTO RICO  
 PUERTO RICO DEPARTMENT OF TRANSPORTATION AND PUBLIC WORKS  
 PUERTO RICO HIGHWAY AND TRANSPORTATION AUTHORITY  
 STATEWIDE TRANSPORTATION IMPROVEMENT PROGRAM  
 FISCAL YEARS 2019 - 2022  
 ADMINISTRATIVE MODIFICATION #1

**SECTION 5337: HIGH INTENSITY FIXED GUIDEWAY STATE OF GOOD REPAIR, Urbanized Area Under 200,000 in Population Formula Program (UZA)**

Num.	Description	Grantee	Year Apporportioned	Annual Element	Three Years Program			Total	Project Justification	Source of Local Funds	Remarks	
				2019	2020	2021	2022	Est. Cost				
1	Projects for High Intensity Fixed Guideway State of Good Repair for Municipalities Belong on UZA's >200,000	Statewide in the UZA >200,000	2017	F	1,986,642		-	-	1,986,642			Carryover funds FY2017
				S	496,661	-	-	-	496,661			
				T	2,483,303	-	-	-	2,483,303			
<b>Total Federal Funds:</b>					<b>1,986,642</b>	-	-	-	<b>1,986,642</b>			
<b>Total State or Local Funds:</b>					<b>496,661</b>	-	-	-	<b>496,661</b>			
<b>Total</b>					<b>2,483,303</b>	-	-	-	<b>2,483,303</b>			



*Government of Puerto Rico*

*Puerto Rico Department of Transportation and Public Works*  
*Puerto Rico Highway and Transportation Authority*

***Statewide Transportation Improvement Program (STIP)***

***FEDERAL TRANSIT ADMINISTRATION (FTA)***

***Urbanized Area Under 200,000 in Population (UZA)***

***Section 5339***

---

GOVERNMENT OF PUERTO RICO  
 PUERTO RICO DEPARTMENT OF TRANSPORTATION AND PUBLIC WORKS  
 PUERTO RICO HIGHWAY AND TRANSPORTATION AUTHORITY  
 STATEWIDE TRANSPORTATION IMPROVEMENT PROGRAM  
 FISCAL YEARS 2019 - 2022  
 ADMINISTRATIVE MODIFICATION #1

**SECTION 5339: BUS AND BUS FACILITIES FORMULA PROGRAM - URBANIZED AREA UNDER 200,000 POPULATION (UZA)**

Num.	Description	Grantee	Year Entered	Annual Element		Three Year Program			Total Est. Cost	Project Justification	Source of Local Funds	Remarks
					2019	2020	2021	2022				
1	Acquisition of Specially Equipment tools for the Maintenance of Vehicles for the Muicipality of Camuy	Camuy	2018	F	16,250		-		16,250	Narrative Justification Submitted	Municipality of Camuy requested toll credit fund sharing.	
				S		-	-	-	-			
				T	16,250				16,250			
2	Communications, Security and Tracking Devices (GPS) for the Municipality of Camuy	Camuy	2018	F	56,875				56,875	Narrative Justification Submitted	Municipality of Camuy requested toll credit fund sharing.	
				S	-		-	-				
				T	56,875				56,875			
3	Replacement of Three (2) Buses with 16 Passengers Capacity and acquisition of security and communication equipment for the Municipality of Hatillo	Hatillo	2018	F	234,000		-	-	234,000	Narrative Justification Submitted	Municipality of Hatillo requested toll credit fund sharing.	
				S	-		-	-				
				T	234,000				234,000			
4	Replacement of Three (3) Buses with 10 Passengers Capacity for the Municipality of Hatillo	Hatillo	2019	F	260,000				260,000	Narrative Justification Submitted	Municipality of Hatillo requested toll credit fund sharing.	
				S								
				T	260,000				260,000			
5	Acquisition of one (1) support vehicle for the Municipality of Hormigueros	Hormigueros	2019	F	39,000				39,000	Narrative Justification Submitted	Municipality of Hormigueros requested toll credit fund sharing.	
				S								
				T	39,000				39,000			
6	Diagnostic and Repair Equipment for the Municipality of Hormigueros	Hormigueros	2019	F	70,720				70,720	Narrative Justification Submitted	Municipality of Hormigueros requested toll credit fund sharing.	
				S								
				T	70,720				70,720			
7	Maintenance Equipment for the Municipality of Hormigueros	Hormigueros	2019	F	793				793	Narrative Justification Submitted	Municipality of Hormigueros requested toll credit fund sharing.	
				S								
				T	793				793			

GOVERNMENT OF PUERTO RICO  
 PUERTO RICO DEPARTMENT OF TRANSPORTATION AND PUBLIC WORKS  
 PUERTO RICO HIGHWAY AND TRANSPORTATION AUTHORITY  
 STATEWIDE TRANSPORTATION IMPROVEMENT PROGRAM  
 FISCAL YEARS 2019 - 2022  
 ADMINISTRATIVE MODIFICATION #1

SECTION 5339: BUS AND BUS FACILITIES FORMULA PROGRAM - URBANIZED AREA UNDER 200,000 POPULATION (UZA)

Num.	Description	Grantee	Year Entered	Annual Element		Three Year Program				Total Est. Cost	Project Justification	Source of Local Funds	Remarks
					2019	2020	2021	2022					
8	Acquisition of two (2) buses-10 passengers for 3 principal routes for the Municipality of Mayagüez	Mayagüez	2019	F	143,000					143,000	Narrative Justification Submitted	Municipality of Mayagüez requested toll credit fund sharing.	
				S									
				T	143,000				143,000				
9	Paint and Lightening Repair for Barcelona Terminal for the Municipality of Mayagüez	Mayagüez	2019	F	203,083					203,083	Narrative Justification Submitted	Municipality of Mayagüez requested toll credit fund sharing.	
				S									
				T	203,083				203,083				
10	Public Announcement for four (4) new vehicles for the Municipality of Mayagüez	Mayagüez	2019	F	3,836					3,836	Narrative Justification Submitted	Municipality of Mayagüez requested toll credit fund sharing.	
				S									
				T	3,836				3,836				
11	Acquisition of GPS System for four (4) buses for the Municipality of Mayagüez	Mayagüez	2019	F	4,987					4,987	Narrative Justification Submitted	Municipality of Mayagüez requested toll credit fund sharing.	
				S									
				T	4,987				4,987				
12	Acquisition/Instalation of Surveillance Cameras for the Carlos Garay Terminal for the Municipality of Ponce	Ponce	2018	F	36,400				-	36,400	Narrative Justification Submitted	Municipality of Ponce requested toll credit fund sharing.	
				S	-		-	-	-				
				T	36,400			-	36,400				
13	Acquisition of twelve (12) extension belts for Paratransit Buses for the Municipality of Ponce	Ponce	2019	F	602					602	Narrative Justification Submitted	Municipality of Ponce requested toll credit fund sharing.	
				S									
				T	602				602				
14	Acquisition of twenty (20) passenger counters for fixed route buses for the Municipality of Ponce	Ponce	2019	F	10,400					10,400	Narrative Justification Submitted	Municipality of Ponce requested toll credit fund sharing.	
				S									
				T	10,400				10,400				
15	Additional Funds for Acquisition of One (1) Trolley for the Municipality of Ponce	Ponce	2019	F	258,693					258,693	Narrative Justification Submitted	Municipality of Ponce requested toll credit fund sharing.	Carryover funds
				S									
				T	258,693				258,693				



GOVERNMENT OF PUERTO RICO  
 PUERTO RICO DEPARTMENT OF TRANSPORTATION AND PUBLIC WORKS  
 PUERTO RICO HIGHWAY AND TRANSPORTATION AUTHORITY  
 STATEWIDE TRANSPORTATION IMPROVEMENT PROGRAM  
 FISCAL YEARS 2019 - 2022  
 ADMINISTRATIVE MODIFICATION #1

SECTION 5339: BUS AND BUS FACILITIES FORMULA PROGRAM - URBANIZED AREA UNDER 200,000 POPULATION (UZA)

Num.	Description	Grantee	Year Entered	Annual Element	Three Year Program				Total Est. Cost	Project Justification	Source of Local Funds	Remarks
				2019	2020	2021	2022					
16	Acquisition of computer software and hardware for the Municipality of Ceiba	PRHTA	2019	F	2,600				2,600	Narrative Justification Submitted	Municipality of Ceiba requested toll credit fund sharing.	
				S								
				T	2,600				2,600			
17	Acquisition of property for the construction of the terminal of vehicles for the Municipality of Guanica	PRHTA	2019	F		650,000			650,000	Narrative Justification Submitted	Municipality of Guanica requested toll credit fund sharing.	
				S								
				T		650,000			650,000			
18	Design and Engineering for the construction of the terminal of the vehicles for the Municipality of Guanica	PRHTA	2019	F		52,718			52,718	Narrative Justification Submitted	Municipality of Guanica requested toll credit fund sharing.	
				S								
				T		52,718			52,718			
19	Construction of terminal for vehicles for the Municipality of Guanica	PRHTA	2019	F		253,320			253,320	Narrative Justification Submitted	Municipality of Guanica requested toll credit fund sharing.	
				S								
				T		253,320			253,320			
20	Bus stops and signs for the Municipality of Guanica	PRHTA	2019	F		168,350			168,350	Narrative Justification Submitted	Municipality of Guanica requested toll credit fund sharing.	
				S								
				T		168,350			168,350			
Total Federal Funds:					1,341,239	1,124,388	-	-	2,465,627			
Total State or Local Funds:					-	-	-	-	-			
Total					1,341,239	1,124,388	-	-	2,465,627			



*Government of Puerto Rico*

*Puerto Rico Department of Transportation and Public Works*

*Puerto Rico Highway and Transportation Authority*

***Statewide Transportation Improvement Program (STIP)***

***FEDERAL TRANSIT ADMINISTRATION (FTA)***

***PASSENGER FERRY DISCRETIONAL FUNDING***

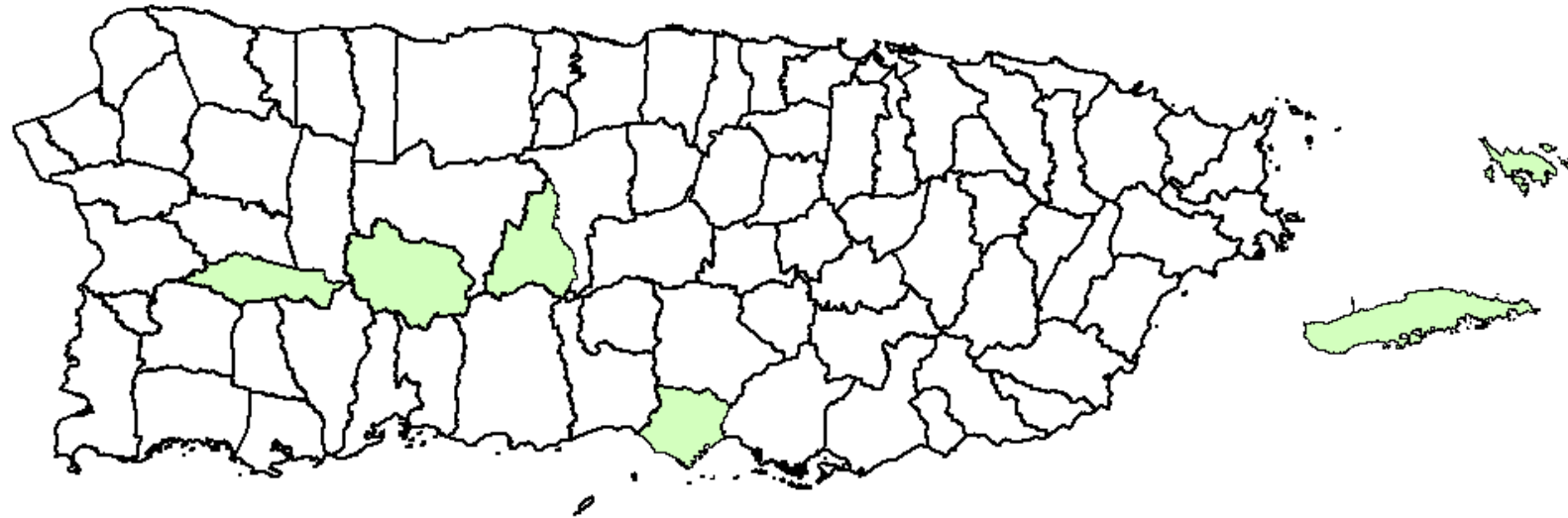
---

GOVERNMENT OF PUERTO RICO  
 PUERTO RICO DEPARTMENT OF TRANSPORTATION AND PUBLIC WORKS  
 PUERTO RICO HIGHWAY AND TRANSPORTATION AUTHORITY  
 STATEWIDE TRANSPORTATION IMPROVEMENT PROGRAM  
 FISCAL YEARS 2019 - 2022  
 ADMINISTRATIVE MODIFICATION #1

**PASSENGER FERRY DISCRETIONAL FUNDING - URBANIZED AREA UNDER 200,000 POPULATION (UZA)**

Num.	Description	Grantee	Year Entered	Annual Element	Three Year Program				Total Est. Cost	Project Justification	Source of Local Funds	Remarks
					2019	2020	2021	2022				
1	Design, Rehabilitation and Initial Improvements to the Infraestructure in the Ceiba Ferries Terminal Building	PRHTA/ATM	2013	F	1,067,299	-	-	-	1,067,299			Subject to final evaluation.
				S		-	-	-	-			
				T	1,067,299	-	-	-	1,067,299			
<b>Total Federal Funds:</b>					<b>1,067,299</b>	<b>-</b>	<b>-</b>	<b>-</b>	<b>1,067,299</b>			
<b>Total State or Local Funds:</b>					<b>-</b>	<b>-</b>	<b>-</b>	<b>-</b>	<b>-</b>			
<b>Total</b>					<b>1,067,299</b>	<b>-</b>	<b>-</b>	<b>-</b>	<b>1,067,299</b>			

# ***Non-Urbanized Area (NUA)***



 *Non-Urbanized Area (NUA)*





*Government of Puerto Rico*

*Puerto Rico Department of Transportation and Public Works*  
*Puerto Rico Highway and Transportation Authority*

***Statewide Transportation Improvement Program (STIP)***

***FEDERAL TRANSIT ADMINISTRATION (FTA)***

***Non-Urbanized Area (NUA)***

***(Under 50,000 in Population)***

***Section 5311***

---

GOVERNMENT OF PUERTO RICO  
 PUERTO RICO DEPARTMENT OF TRANSPORTATION AND PUBLIC WORKS  
 PUERTO RICO HIGHWAY AND TRANSPORTATION AUTHORITY  
 STATEWIDE TRANSPORTATION IMPROVEMENT PROGRAM  
 FISCAL YEARS 2019 - 2022  
 ADMINISTRATIVE MODIFICATION #1

Section 5311: Non-Urbanized Area Formula Program

Num.	Description	Grantee	Year	Annual Element	Three Years Program				Total	Project Justification	Source of Local Funds	Remarks
					2019	2020	2021	2022				
1	State Administration	PRHTA	2014	F	388,294	-	-	-	388,294		Toll Credits	Carryover Funds \$192,793 FY 2015 & \$195,501 FY 2016. \$182,715 Conditionnaly awarded in FTA Grant 2016-008-01
				S	-	-	-	-	-			
				T	388,294	-	-	-	388,294			
2	State Administration	PRHTA	2019	F	200,725				200,725		Toll Credits	
				S	-							
				T	200,725				200,725			
3	Intercity	PRHTA	2018	F	293,251		-	-	293,251		Toll Credits	Intercity 15% of the Apportionment, FY 2016
				S		-	-	-	-			
				T	293,251		-	-	293,251			
4	Rebuilding and Rehabilitation of Main Passenger Terminal and Platform Finger Peers and Cargo - Mosquito	PRHTA/ATM	2018	F	2,058,795	2,058,795			4,117,590	Narrative Justification Prepared by the Agency	Toll Credits	Funds Transferred from Section 5307 Urbanized Area under 200,000 Population (UZA) Pending for FTA Approval
				S	-	-						
				T	2,058,795	2,058,795			4,117,590			
5	Operating Assistance for the Municipality of Coamo	PRHTA	2019	F	141,344	232,690	232,690		606,724	Narrative Justification Prepared by the Municipality	Toll Credits	
				S	-	-	-		-			
				T	141,344	232,690	232,690		606,724			
6	Operating Assistance for the Municipality of Comerio	PRHTA	2019	F	164,836	164,836	164,836		494,508	Narrative Justification Prepared by the Municipality	Toll Credits	
				S	-	-	-		-			
				T	164,836	164,836	164,836		494,508			
7	Preventive Maintenance for the Municipality of Comerio	PRHTA	2019	F	13,206	13,026	13,026		39,258	Narrative Justification Prepared by the Municipality	Toll Credits	
				S	-	-	-		-			
				T	13,026	13,026	13,026		39,078			
8	Drugs and Alcohol Test for the Municipality of Comerio	PRHTA	2019	F	534	534	534		1,602	Narrative Justification Prepared by the Municipality	Toll Credits	
				S	-	-	-		-			
				T	534	534	534		1,602			

GOVERNMENT OF PUERTO RICO  
 PUERTO RICO DEPARTMENT OF TRANSPORTATION AND PUBLIC WORKS  
 PUERTO RICO HIGHWAY AND TRANSPORTATION AUTHORITY  
 STATEWIDE TRANSPORTATION IMPROVEMENT PROGRAM  
 FISCAL YEARS 2019 - 2022  
 ADMINISTRATIVE MODIFICATION #1

Section 5311: Non-Urbanized Area Formula Program

Num.	Description	Grantee	Year	Annual Element	Three Years Program				Total Est. Cost	Project Justification	Source of Local Funds	Remarks
					2019	2020	2021	2022				
9	Operating Assistance for the Municipality of Jayuya	PRHTA	2019	F	174,912	172,912	172,912		520,736	Narrative Justification Prepared by the Municipality	Toll Credits	
				S	-	-	-	-	-			
				T	174,912	172,912	172,912		520,736			
10	Preventive Maintenance for the Municipality of Jayuya	PRHTA	2019	F	33,104	23,904	23,904		80,912	Narrative Justification Prepared by the Municipality	Toll Credits	
				S	-	-	-	-	-			
				T	33,104	23,904	23,904		80,912			
11	Acquisition of one (1) vehicle for the Municipality of Jayuya	PRHTA	2019	F	95,000				95,000	Narrative Justification Prepared by the Municipality	Toll Credits	
				S	-				-			
				T	95,000				95,000			
12	Project Administration for the Municipality of Jayuya	PRHTA	2019	F	2,216	1,200	1,200		4,616	Narrative Justification Prepared by the Municipality	Toll Credits	
				S	-	-	-	-	-			
				T	2,216	1,200	1,200		4,616			
13	Operating Assistance for the Municipality of Orocovis	PRHTA	2019	F	50,948	50,148	50,148		151,244	Narrative Justification Prepared by the Municipality	Toll Credits	
				S	-	-	-	-	-			
				T	50,948	50,148	50,148		151,244			
14	Preventive Maintenance for the Municipality of Orocovis	PRHTA	2019	F	20,386	19,076	19,076		58,538	Narrative Justification Prepared by the Municipality	Toll Credits	
				S	-	-	-	-	-			
				T	20,386	19,076	19,076		58,538			
Total Federal Funds:					3,637,551	2,737,121	678,326	-	7,052,998			
Total State or Local Funds:					-	-	-	-	-			
Total					3,637,371	2,737,121	678,326	-	7,052,818			



*Government of Puerto Rico*

*Puerto Rico Department of Transportation and Public Works*

*Puerto Rico Highway and Transportation Authority*

***Statewide Transportation Improvement Program (STIP)***

***FEDERAL TRANSIT ADMINISTRATION (FTA)***

***Non-Urbanized Area (NUA)***

***(Under 50,000 in Population)***

***RTAP***

---



GOVERNMENT OF PUERTO RICO  
 PUERTO RICO DEPARTMENT OF TRANSPORTATION AND PUBLIC WORKS  
 PUERTO RICO HIGHWAY AND TRANSPORTATION AUTHORITY  
 STATEWIDE TRANSPORTATION IMPROVEMENT PROGRAM  
 FISCAL YEARS 2019 - 2022  
 ADMINISTRATIVE MODIFICATION #1

Section 5311: Non Urbanized Area, RTAP

Num.	Description	Grantee	Year Apportioned		Annual Element	Three Years Program				Total	Project Justification	Source of Local Funds	Remarks
					2019	2020	2021	2022	Est. Cost				
1	RTAP	PRHTA	2016	F	92,018	-	-	-	92,018				
				S	-	-	-	-					
				T	92,018	-	-	-	92,018				
2	RTAP	PRHTA	2019	F	94,592	-	-	-	94,592				
				S	-	-	-	-					
				T	94,592	-	-	-	94,592				
<b>Total Federal Funds:</b>					<b>186,610</b>	<b>-</b>	<b>-</b>	<b>-</b>	<b>186,610</b>				
<b>Total State or Local Funds:</b>					<b>-</b>	<b>-</b>	<b>-</b>	<b>-</b>	<b>-</b>				
<b>Total</b>					<b>186,610</b>	<b>-</b>	<b>-</b>	<b>-</b>	<b>186,610</b>				



*Government of Puerto Rico*

*Puerto Rico Department of Transportation and Public Works*

*Puerto Rico Highway and Transportation Authority*

***Statewide Transportation Improvement Program (STIP)***

***FEDERAL TRANSIT ADMINISTRATION (FTA)***

***Non-Urbanized Area (NUA)***

***(Under 50,000 in Population)***

***Section 5310***

---

GOVERNMENT OF PUERTO RICO  
 PUERTO RICO DEPARTMENT OF TRANSPORTATION AND PUBLIC WORKS  
 PUERTO RICO HIGHWAY AND TRANSPORTATION AUTHORITY  
 STATEWIDE TRANSPORTATION IMPROVEMENT PROGRAM  
 FISCAL YEARS 2019 - 2022  
 ADMINISTRATIVE MODIFICATION #1

**SECTION 5310: Non-Urbanized Area Formula Program**

Num.	Description	Grantee	Year Entered	Annual Element	Three Year Program				Total Est. Cost	Project Justification	Source of Local Funds	Remarks
					2019	2020	2021	2022				
1	Projects for Elderly and Persons with Disabilities Program for Municipalities Belong on UZA's <200,000	PRHTA	2017	F	198,529	-	-	-	198,529			
				S	-	-	-	-	-			
				T	198,529	-	-	-	198,529			
<b>Total Federal Funds:</b>					<b>198,529</b>	-	-	-	<b>198,529</b>			
<b>Total State or Local Funds:</b>					-	-	-	-	-			
<b>Total</b>					<b>198,529</b>	-	-	-	<b>198,529</b>			



*Government of Puerto Rico*

*Puerto Rico Department of Transportation and Public Works*

*Puerto Rico Highway and Transportation Authority*

***Statewide Transportation Improvement Program (STIP)***

***FEDERAL TRANSIT ADMINISTRATION (FTA)***

***FERRY BOAT PROGRAM***

***Section 1121***

---

GOVERNMENT OF PUERTO RICO  
 PUERTO RICO DEPARTMENT OF TRANSPORTATION AND PUBLIC WORKS  
 PUERTO RICO HIGHWAY AND TRANSPORTATION AUTHORITY  
 STATEWIDE TRANSPORTATION IMPROVEMENT PROGRAM  
 FISCAL YEARS 2019 - 2022  
 ADMINISTRATIVE MODIFICATION #1

**SECTION 1121: FERRY BOAT PROGRAM**

Num.	Description	Grantee	Year	Annual Element	Three Years Program				Total Est. Cost	Project Justification	Source of Local Funds	Remarks
					2019	2020	2021	2022				
1	Maintenance of Ferries for Vieques and Culebra Routes	PRHTA/ATM	2015	F	1,271,559	-	-	-	1,271,559			Funds transferred from Carryover FHWA. FY13, FY14, FY15 and FY18
				S	317,890	-	-	-	317,890			
				T	1,589,449	-	-	-	1,589,449			
<b>Total Federal Funds:</b>					<b>1,271,559</b>	<b>-</b>	<b>-</b>	<b>-</b>	<b>1,271,559</b>			
<b>Total State or Local Funds:</b>					<b>317,890</b>	<b>-</b>	<b>-</b>	<b>-</b>	<b>317,890</b>			
<b>Total</b>					<b>1,589,449</b>	<b>-</b>	<b>-</b>	<b>-</b>	<b>1,589,449</b>			

---

*Government of Puerto Rico*



*Puerto Rico Department of Transportation and Public Works*

*Puerto Rico Highway and Transportation Authority*

***Statewide Transportation Improvement Program (STIP)***

***Fiscal Years 2019-2022***

***FEDERAL HIGHWAY ADMINISTRATION (FHWA)***

---

GOVERNMENT OF PUERTO RICO  
 PUERTO RICO DEPARTMENT OF TRANSPORTATION AND PUBLIC WORKS  
 PUERTO RICO HIGHWAY AND TRANSPORTATION AUTHORITY  
 STATEWIDE TRANSPORTATION IMPROVEMENT PROGRAM  
 FISCAL YEARS 2019 - 2022  
 ADMINISTRATIVE MODIFICATION #1

Source of Funds			
CODE	DESCRIPTION	CODE	DESCRIPTION
MP10	Puerto Rico Highway 25% MAP-21	ER-90	Emergency Relief 2013 Supplement
MP1E	Puerto Rico Highway 25% MAP-21 Ext.	ER11	Emergency Relief 2017 Supplement
MP20	Puerto Rico Highway NHPP 50%	ER12	Emergency Relief 2018 Supplement
MP2E	Puerto Rico Highway NHPP 50% Ext.	STATE	Funding Provided by any agency of the Commonwealth of PR - Agency name will appear in the "Remarks" section.
MP30	Puerto Rico Highway HSIP 25%	Earmark	Earmark Section 1934
MP3E	Puerto Rico Highway HSIP 25% Ext.	ERFO	Emergency Relief for Federally Owned Roads
MP40	Puerto Rico Section 154 Penalty	ZP10 / ZP16	Puerto Rico Highway 25% - FAST
MP4E	Puerto Rico Section 154 Penalty Ext.	ZP20 / Z150	Puerto Rico Highway NHPP 50% - FAST
MP50	Puerto Rico Section 164 Penalty	ZP30 / ZP15	Puerto Rico Highway HSIP 25% - FAST
MP5E	Puerto Rico Section 164 Penalty Ext	ZP40	Puerto Rico Section 154 Penalty - FAST
Q920	High Priority Projects - TEA21	ZP50	Puerto Rico Section 164 Penalty - FAST
ER-80	Emergency Relief 2012 Supplement		

Under the Consolidated Appropriation Act 2018, PRHTA was allocated the amount of \$15.8M for highway projects. Said allocation has a remaining balance of \$13,743,605.09. The distribution of the remaining funds are as follows, ZP15 - \$3,950,000, ZP16 - \$1,893,605.09, Z150 - \$7,900,000. These balances will be used as a contingency fund for all projects that come in excess of their estimated budget.

In addition to the projects listed in this document, the government is currently investing millions of dollars of state funds for the repavement and rehabilitation of secondary and tertiary roads. This initiative is known as "Abriendo Caminos".

~\$47M from state funds will be used toward obligating federally funded projects before the end of Federal FY2019

Please Note: The remarks listed under the "Remarks" section for each project is listed as general information for the project and not just the project phase.

# Fund Reconciliation FY 2019-2022

## STIP FY 2019

Revised on: March 27, 2019

Values										
Code	AC #	Description	Municipality	Project Phase	STIP Line*	Federal.Share	Toll.Credits	Total.Federal Funds	State.Funds	Total Amount
ZP-10	411901	Connector	Las Marias	C	9	\$5,654,400	\$1,413,600	\$7,068,000	\$0	\$7,068,000
	500023	Pedestrian Route	Rincon	C	10	\$4,054,800	\$1,013,700	\$5,068,500	\$0	\$5,068,500
	800356	Existing Box Culvert Ext. PR-135 km.19	Adjuntas	C	18	\$391,716	\$97,929	\$489,645	\$0	\$489,645
	800509	DTL - Phase 6 - ITS	San Juan / Trujillo Alto / Caguas	C	4	\$4,078,533	\$1,019,633	\$5,098,166	\$0	\$5,098,166
	800511	Pavement	Islandwide	C	19	\$1,280,000	\$320,000	\$1,600,000	\$0	\$1,600,000
	800513	Bridge Preservation	Islandwide	C	31	\$0	\$0	\$0	\$0	\$0
	900132	SPR-56	Islandwide	PE	23	\$4,800,000	\$1,200,000	\$6,000,000	\$0	\$6,000,000
	900133	Bridges - Rehabilitation, Replacement and Critical	Islandwide	C	27	\$6,076,551	\$1,519,138	\$7,595,689	\$0	\$7,595,689
	990153	ITS	Islandwide	C	39	\$0	\$0	\$0	\$0	\$0
	018760	Additional Funds 'Feasibility Study PR-187 Bypass	Loiza	PE	1	\$64,200	\$15,800	\$80,000	\$0	\$80,000
520120	Bridges 2271, 2335, 2370, 2372 on PR-52	Ponce	C	17	\$0	\$0	\$0	\$0	\$0	
48506	Additional Funds - Ext. Bicycle Trail	Camuy	C	12	\$400,000	\$100,000	\$500,000	\$0	\$500,000	
ZP-20	800509	DTL - Phase 6 - ITS	San Juan / Trujillo Alto / Caguas	C	4	\$3,956,667	\$989,167	\$4,945,834	\$0	\$4,945,834
	800511	Pavement	Islandwide	C	19	\$27,367,912	\$6,841,978	\$34,209,890	\$0	\$34,209,890
	800513	Bridge Preservation	Islandwide	C	31	\$3,124,800	\$781,200	\$3,906,000	\$0	\$3,906,000
	900133	Bridges - Rehabilitation, Replacement and Critical	Islandwide	C	27	\$0	\$0	\$0	\$0	\$0
	990153	ITS	Islandwide	C	39	\$2,000,000	\$500,000	\$2,500,000	\$0	\$2,500,000
	010166	Recreational Trail	Toa Baja	C	7	\$1,934,400	\$483,600	\$2,418,000	\$0	\$2,418,000
	520120	Bridges 2271, 2335, 2370, 2372 on PR-52	Ponce	C	17	\$13,616,221	\$3,404,055	\$17,020,276	\$0	\$17,020,276
992480	NBIS-35	Islandwide	D	35	\$1,600,000	\$400,000	\$2,000,000	\$0	\$2,000,000	
ZP-30	411901	Connector	Las Marias	C	9	\$425,600	\$106,400	\$532,000	\$0	\$532,000
	500023	Pedestrian Route	Rincon	C	10	\$305,200	\$76,300	\$381,500	\$0	\$381,500
	800509	DTL - Phase 6 - ITS	San Juan / Trujillo Alto / Caguas	C	4	\$4,924,800	\$1,231,200	\$6,156,000	\$0	\$6,156,000
	800511	Pavement	Islandwide	C	19	\$4,125,324	\$1,031,331	\$5,156,654	\$0	\$5,156,654
	800513	Bridge Preservation	Islandwide	C	31	\$235,200	\$58,800	\$294,000	\$0	\$294,000
	800514	Highway Safety Improvements	Islandwide	C	43	\$12,425,069	\$3,106,267	\$15,531,337	\$0	\$15,531,337
	800515	SHSP	Islandwide	C	47	\$400,000	\$100,000	\$500,000	\$0	\$500,000
	900133	Bridges - Rehabilitation, Replacement and Critical	Islandwide	C	27	\$550,982	\$137,746	\$688,728	\$0	\$688,728
520120	Bridges 2271, 2335, 2370, 2372 on PR-52	Ponce	C	17	\$3,407,825	\$851,956	\$4,259,781	\$0	\$4,259,781	
ZP-40	990154	Section 154 & 164 Penalty	Islandwide	C	51	\$1,520,000	\$380,000	\$1,900,000	\$0	\$1,900,000
ZP-50	990154	Section 154 & 164 Penalty	Islandwide	C	51	\$1,520,000	\$380,000	\$1,900,000	\$0	\$1,900,000
<b>Grand Total</b>						<b>\$110,240,200</b>	<b>\$27,559,800</b>	<b>\$137,799,999</b>	<b>\$0</b>	<b>\$137,799,999</b>



# Fund Reconciliation FY 2019-2022

## STIP FY 2020

Revised on: March 27, 2019

Values										
Code	AC #	Description	Municipality	Project Phase	STIP Line*	Federal.Share	Toll.Credits	Total.Federal Funds	State.Funds	Total Amount
ZP-10	300124	DTL Phase 5	San Juan / Trujillo Alto / Caguas	C	3	\$4,200,000	\$1,050,000	\$5,250,000	\$0	\$5,250,000
	800508	DTL Phase 4 Unit 2	San Juan / Trujillo Alto / Caguas	C	2	\$10,000,000	\$2,500,000	\$12,500,000	\$0	\$12,500,000
	800518	Pavement	Islandwide	C	20	\$0	\$0	\$0	\$0	\$0
	900134	SPR-57	Islandwide	PE	24	\$4,800,000	\$1,200,000	\$6,000,000	\$0	\$6,000,000
	900135	Bridges - Rehabilitation, Replacement and Critical	Islandwide	C	28	\$7,800,000	\$1,950,000	\$9,750,000	\$0	\$9,750,000
	990156	ITS	Islandwide	C	40	\$0	\$0	\$0	\$0	\$0
ZP-20	800508	DTL Phase 4 Unit 2	San Juan / Trujillo Alto / Caguas	C	2	\$10,140,000	\$2,535,000	\$12,675,000	\$0	\$12,675,000
				R	2	\$3,200,000	\$800,000	\$4,000,000	\$0	\$4,000,000
	800510	DTL - Noise Barriers	San Juan / Trujillo Alto / Caguas	C	5	\$3,200,000	\$800,000	\$4,000,000	\$0	\$4,000,000
	800517	Bridge Preservation	Islandwide	C	32	\$5,200,000	\$1,300,000	\$6,500,000	\$0	\$6,500,000
	800518	Pavement	Islandwide	C	20	\$21,223,186	\$5,305,797	\$26,528,983	\$0	\$26,528,983
	900135	Bridges - Rehabilitation, Replacement and Critical	Islandwide	C	28	\$6,400,000	\$1,600,000	\$8,000,000	\$0	\$8,000,000
	990156	ITS	Islandwide	C	40	\$3,200,000	\$ 800,000	\$4,000,000	\$0	\$4,000,000
992481	NBIS-36	Islandwide	D	36	\$1,036,814	\$259,203	\$1,296,017	\$0	\$1,296,017	
ZP-30	300124	DTL Phase 5	San Juan / Trujillo Alto / Caguas	C	3	\$453,600	\$113,400	\$567,000	\$0	\$567,000
	800508	DTL Phase 4 Unit 2	San Juan / Trujillo Alto / Caguas	C	2	\$5,760,000	\$1,440,000	\$7,200,000	\$0	\$7,200,000
	800518	Pavement	Islandwide	C	20	\$3,870,569	\$967,642	\$4,838,211	\$0	\$4,838,211
	800520	SHSP	Islandwide	C	48	\$400,000	\$100,000	\$500,000	\$0	\$500,000
	800521	Highway Safety Improvements	Islandwide	C	44	\$16,315,831	\$4,078,958	\$20,394,789	\$0	\$20,394,789
ZP-40	990157	Section 154 & 164 Penalty	Islandwide	C	52	\$1,520,000	\$380,000	\$1,900,000	\$0	\$1,900,000
ZP-50	990157	Section 154 & 164 Penalty	Islandwide	C	52	\$1,520,000	\$380,000	\$1,900,000	\$0	\$1,900,000
<b>Grand Total</b>						<b>\$111,640,000</b>	<b>\$27,910,000</b>	<b>\$137,800,000</b>	<b>\$0</b>	<b>\$139,550,000</b>

# Fund Reconciliation FY 2019-2022

## STIP FY 2021

Revised on: March 27, 2019

						Values				
Code	AC #	Description	Municipality	Project Phase	STIP Line*	Federal.Share	Toll.Credits	Total.Federal Funds	State.Funds	Total Amount
ZP-10	800556	Pavement	Islandwide	C	21	\$6,800,000	\$1,700,000	\$8,500,000	\$0	\$8,500,000
	900139	SPR-58	Islandwide	PE	25	\$4,800,000	\$1,200,000	\$6,000,000	\$0	\$6,000,000
	800552	Bridge Preservation	Islandwide	C	33	\$3,200,000	\$800,000	\$4,000,000	\$0	\$4,000,000
	990165	ITS	Islandwide	C	41	\$0	\$0	\$0	\$0	\$0
	900137	Bridges - Rehabilitation, Replacement and Critical	Islandwide	C	29	\$12,000,000	\$3,000,000	\$15,000,000	\$0	\$15,000,000
ZP-20	100081	ER - PR10	Utuado / Adjuntas	C	11	\$5,967,087	\$1,491,772	\$7,458,859	\$0	\$7,458,859
	520129	Truck Weigh Station	Juana Diaz	C	15	\$4,000,000	\$1,000,000	\$5,000,000	\$0	\$5,000,000
	800523	Noise Barriers	Bayamon / Toa Alta	C	6	\$1,600,000	\$400,000	\$2,000,000	\$0	\$2,000,000
	010029	Widening PR-100	Cabo Rojo	R	13	\$240,000	\$60,000	\$300,000	\$0	\$300,000
	800556	Pavement	Islandwide	C	21	\$21,062,119	\$5,265,530	\$26,327,649	\$0	\$26,327,649
	800552	Bridge Preservation	Islandwide	C	33	\$3,200,000	\$800,000	\$4,000,000	\$0	\$4,000,000
	992482	NBIS-37	Islandwide	D	37	\$1,200,000	\$300,000	\$1,500,000	\$0	\$1,500,000
	990165	ITS	Islandwide	C	41	\$5,440,000	\$1,360,000	\$6,800,000	\$0	\$6,800,000
900137	Bridges - Rehabilitation, Replacement and Critical	Islandwide	C	29	\$10,890,794	\$2,722,698	\$13,613,492	\$0	\$13,613,492	
ZP-30	800556	Pavement	Islandwide	C	21	\$2,109,192	\$527,298	\$2,636,490	\$0	\$2,636,490
	800552	Bridge Preservation	Islandwide	C	33	\$897,792	\$224,448	\$1,122,240	\$0	\$1,122,240
	800554	Highway Safety Improvements	Islandwide	C	45	\$21,606,933	\$5,401,733	\$27,008,666	\$0	\$27,008,666
	800558	SHSP	Islandwide	C	49	\$400,000	\$100,000	\$500,000	\$0	\$500,000
	900137	Bridges - Rehabilitation, Replacement and Critical	Islandwide	C	29	\$1,786,083	\$446,521	\$2,232,604	\$0	\$2,232,604
ZP-40	990168	Section 154 & 164 Penalty	Islandwide	C	53	\$1,520,000	\$380,000	\$1,900,000	\$0	\$1,900,000
ZP-50	990168	Section 154 & 164 Penalty	Islandwide	C	53	\$1,520,000	\$380,000	\$1,900,000	\$0	\$1,900,000
<b>Grand Total</b>						<b>\$110,240,000</b>	<b>\$27,560,000</b>	<b>\$137,800,000</b>	<b>\$0</b>	<b>\$137,800,000</b>

# Fund Reconciliation FY 2019-2022

## STIP FY 2022

Revised on: March 27, 2019

Values										
Code	AC #	Description	Municipality	Project Phase	STIP Line*	Federal.Share	Toll.Credits	Total.Federal Funds	State.Funds	Total Amount
ZP-10	800557	Pavement	Islandwide	C	22	\$14,000,000	\$3,500,000	\$17,500,000	\$0	\$17,500,000
	900140	SPR-59	Islandwide	PE	26	\$4,800,000	\$1,200,000	\$6,000,000	\$0	\$6,000,000
	900138	Bridges - Rehabilitation, Replacement and Critical	Islandwide	C	30	\$8,000,000	\$2,000,000	\$10,000,000	\$0	\$10,000,000
	990166	ITS	Islandwide	C	42	\$0	\$0	\$0	\$0	\$0
ZP-20	200241	Interseccion PR-2/Post/Llorens (La Vita)	Mayaguez	D	14	\$1,600,000	\$400,000	\$2,000,000	\$0	\$2,000,000
	800557	Pavement	Islandwide	C	22	\$27,598,687	\$6,899,672	\$34,498,359	\$0	\$34,498,359
	900138	Bridges - Rehabilitation, Replacement and Critical	Islandwide	C	30	\$16,394,537	\$4,098,634	\$20,493,171	\$0	\$20,493,171
	800553	Bridge Preservation	Islandwide	C	34	\$1,326,776	\$331,694	\$1,658,470	\$0	\$1,658,470
	990166	ITS	Islandwide	C	42	\$5,480,000	\$1,370,000	\$6,850,000	\$0	\$6,850,000
	992483	NBIS-38	Islandwide	D	38	\$1,200,000	\$300,000	\$1,500,000	\$0	\$1,500,000
ZP-30	800555	Highway Safety Improvements	Islandwide	C	46	\$24,000,000	\$6,000,000	\$33,000,000	\$0	\$30,000,000
	800559	SHSP	Islandwide	C	50	\$400,000	\$100,000	\$500,000	\$0	\$500,000
ZP-40	990169	Section 154 & 164 Penalty	Islandwide	C	54	\$1,520,000	\$380,000	\$1,900,000	\$0	\$1,900,000
ZP-50	990169	Section 154 & 164 Penalty	Islandwide	C	54	\$1,520,000	\$380,000	\$1,900,000	\$0	\$1,900,000
<b>Grand Total</b>						<b>\$107,840,000</b>	<b>\$26,960,000</b>	<b>\$137,800,000</b>	<b>\$0</b>	<b>\$134,800,000</b>

GOVERNMENT OF PUERTO RICO  
 PUERTO RICO DEPARTMENT OF TRANSPORTATION AND PUBLIC WORKS  
 PUERTO RICO HIGHWAY AND TRANSPORTATION AUTHORITY  
 STATEWIDE TRANSPORTATION IMPROVEMENT PROGRAM  
 FISCAL YEARS 2019 - 2022  
 ADMINISTRATIVE MODIFICATION #1

Legend:  
 F - Federal Funds  
 TC - Toll Credits Funds  
 S - State/Local Funds  
 T - Total Funds

Núm.	AC-Code / Oracle # / Fed # / Program Code	Description	Town	Phase	Fed. Past Obligations / Locally Funded	2019	2020	2021	2022	Future Investment	Total Est. Cost	Remarks	
<b>UA&gt;1,000,000 Population (San Juan)</b>													
1	AC-018760 S000187060 187(9) ZP-10	Feasibility and Update Environmental Study South Bypass from PR-188 to Mediania Baja (PR-187) (CFHWA)	Loiza	NEPA	F	-	-	-	-	-	-	-	
					TC	-	-	-	-	-	-		
					S	-	-	-	-	-	-		
					T	-	-	-	-	-	-		
				Pre-Engineering	F	390,318	64,000	-	-	-	-	454,318	Obligated \$494,103 in FY 2017. Additional funds being requested in FY 19.
					TC	97,580	16,000	-	-	-	-	113,580	
					S	6,205	-	-	-	-	-	6,205	
					T	494,103	80,000	-	-	-	-	574,103	
				Design	F	-	-	-	-	-	-	800,000	Requested under CDBG
					TC	-	-	-	-	-	-	200,000	
					S	-	-	-	-	-	-	-	
					T	-	-	-	-	-	-	1,000,000	
				ROW	F	-	-	-	-	-	-	2,000,000	Requested under CDBG
					TC	-	-	-	-	-	-	500,000	
					S	-	-	-	-	-	-	-	
T	-	-	-		-	-	-	2,500,000					
Construction	F	-	-	-	-	-	-	15,600,000	Requested under CDBG				
	TC	-	-	-	-	-	-	3,900,000					
	S	-	-	-	-	-	-	-					
	T	-	-	-	-	-	-	19,500,000					
<b>Total Estimated Project Cost</b>					<b>494,103</b>	<b>80,000</b>	<b>-</b>	<b>-</b>	<b>-</b>	<b>23,000,000</b>	<b>23,574,103</b>		
2	AC-800508 L009999508 ZP-10, ZP-20, ZP-30	DTL Phase 4 Unit 2 - Improvements on PR-52, PR-30 and PR-1 km 14.6 of PR-52 to km 0.4 of PR-30 - Includes construction of a bridge.	San Juan Trujillo Alto Caguas	NEPA	F	-	-	-	-	-	-	-	
					TC	-	-	-	-	-	-		
					S	-	-	-	-	-	-		
					T	-	-	-	-	-	-		
				Pre-Engineering	F	-	-	-	-	-	-	-	
					TC	-	-	-	-	-	-	-	
					S	-	-	-	-	-	-	-	
					T	-	-	-	-	-	-	-	
				Design	F	-	-	-	-	-	-	-	
					TC	-	-	-	-	-	-	-	
					S	-	-	-	-	-	-	-	
					T	-	-	-	-	-	-	-	
				ROW	F	-	-	3,200,000	-	-	-	3,200,000	
					TC	-	-	800,000	-	-	-	800,000	
					S	-	-	-	-	-	-	-	
T	-	-	4,000,000		-	-	-	4,000,000					
Construction	F	-	-	25,900,000	-	-	-	25,900,000					
	TC	-	-	6,475,000	-	-	-	6,475,000					
	S	-	-	-	-	-	-	-					
	T	-	-	32,375,000	-	-	-	32,375,000					
<b>Total Estimated Project Cost</b>					<b>-</b>	<b>-</b>	<b>36,375,000</b>	<b>-</b>	<b>-</b>	<b>-</b>	<b>36,375,000</b>		

\*Fund Reconciliation for each project can be found on pages FHWA-3 thru FHWA-6  
 \*\*Retroactive TC will be used for projects currently under construction..

**GOVERNMENT OF PUERTO RICO**  
**PUERTO RICO DEPARTMENT OF TRANSPORTATION AND PUBLIC WORKS**  
**PUERTO RICO HIGHWAY AND TRANSPORTATION AUTHORITY**  
**STATEWIDE TRANSPORTATION IMPROVEMENT PROGRAM**  
**FISCAL YEARS 2019 - 2022**  
**ADMINISTRATIVE MODIFICATION #1**

**Legend:**  
 F - Federal Funds  
 TC - Toll Credits Funds  
 S - State/Local Funds  
 T - Total Funds

Núm.	AC-Code / Oracle # / Fed # / Program Code	Description	Town	Phase	Fed. Past Obligations / Locally Funded					Future Investment	Total Est. Cost	Remarks
						2019	2020	2021	2022			
3	AC-300124 L000030124  ZP-10, ZP-20, ZP-30	Congestion Managed Lanes - Phase 5 - PR-30-San Juan (km 0.30 to km. 7.20) - reversible lane using reversible lane barrier system on PR-30 from Km. 0.30 to Km. 7.20	San Juan Trujillo Alto Caguas	NEPA	F	-	-	-	-	-	-	-
					TC	-	-	-	-	-	-	
					S	-	-	-	-	-	-	
				T	-	-	-	-	-	-	-	
				Pre-Engineering	F	-	-	-	-	-	-	-
					TC	-	-	-	-	-	-	
					S	-	-	-	-	-	-	
				T	-	-	-	-	-	-	-	
				Design	F	-	-	-	-	-	-	-
					TC	-	-	-	-	-	-	
					S	-	-	-	-	-	-	
				T	-	-	-	-	-	-	-	
				ROW	F	-	-	-	-	-	-	-
					TC	-	-	-	-	-	-	
					S	-	-	-	-	-	-	
T	-	-	-	-	-	-	-					
Construction	F	-	-	4,653,600	-	-	-	4,653,600				
	TC	-	-	1,163,400	-	-	-	1,163,400				
	S	-	-	-	-	-	-					
T	-	-	5,817,000	-	-	-	5,817,000					
<b>Total Estimated Project Cost</b>						-	-	5,817,000	-	-	5,817,000	
4	AC-800509 L00999509  ZP-10, ZP-20, ZP-30	Congestion Managed Lanes - ITS (All Phases) - will provide ITS instrumentation for all phases of the Congestion Managed Lanes projects for the operation of the dynamic toll and traffic incident management.	San Juan Trujillo Alto Caguas	NEPA	F	-	-	-	-	-	-	-
					TC	-	-	-	-	-	-	
					S	-	-	-	-	-	-	
				T	-	-	-	-	-	-	-	
				Pre-Engineering	F	-	-	-	-	-	-	-
					TC	-	-	-	-	-	-	
					S	-	-	-	-	-	-	
				T	-	-	-	-	-	-	-	
				Design	F	-	-	-	-	-	-	-
					TC	-	-	-	-	-	-	
					S	-	-	-	-	-	-	
				T	-	-	-	-	-	-	-	
				ROW	F	-	-	-	-	-	-	-
					TC	-	-	-	-	-	-	
					S	-	-	-	-	-	-	
T	-	-	-	-	-	-	-					
Construction	F	-	12,960,000	-	-	-	-	12,960,000				
	TC	-	3,240,000	-	-	-	-	3,240,000				
	S	-	-	-	-	-	-					
T	-	16,200,000	-	-	-	-	16,200,000					
<b>Total Estimated Project Cost</b>						-	16,200,000	-	-	-	16,200,000	

\*Fund Reconciliation for each project can be found on pages FHWA-3 thru FHWA-6  
 \*\*Retroactive TC will be use for projects currently under construction..

GOVERNMENT OF PUERTO RICO  
 PUERTO RICO DEPARTMENT OF TRANSPORTATION AND PUBLIC WORKS  
 PUERTO RICO HIGHWAY AND TRANSPORTATION AUTHORITY  
 STATEWIDE TRANSPORTATION IMPROVEMENT PROGRAM  
 FISCAL YEARS 2019 - 2022  
 ADMINISTRATIVE MODIFICATION #1

Legend:  
 F - Federal Funds  
 TC - Toll Credits Funds  
 S - State/Local Funds  
 T - Total Funds

Núm.	AC-Code / Oracle # / Fed # / Program Code	Description	Town	Phase	Fed. Past Obligations / Locally Funded	Fiscal Year				Future Investment	Total Est. Cost	Remarks	
						2019	2020	2021	2022				
5	AC-800510 L009999510  ZP-20	Congested Managed Lanes - Noise Barriers - Vista Alegre Community, Borinquen Gardens, Parque Forestal, Berm- Residential Area, Quintas de San Luis, Berm-Villa Parana - will provide the noise abatement measures recommended as part of the environmental exclusion document prepared for the Congestion Managed Lanes project.	San Juan Trujillo Alto Caguas	NEPA	F	-	-	-	-	-	-	-	
					TC	-	-	-	-	-	-		
					S	-	-	-	-	-	-		
					T	-	-	-	-	-	-		
				Pre-Engineering	F	-	-	-	-	-	-	-	-
					TC	-	-	-	-	-	-	-	
					S	-	-	-	-	-	-		
					T	-	-	-	-	-	-		
				Design	F	-	-	-	-	-	-	-	
					TC	-	-	-	-	-	-		
					S	-	-	-	-	-	-		
					T	-	-	-	-	-	-		
				ROW	F	-	-	-	-	-	-	-	
					TC	-	-	-	-	-	-		
S	-	-	-		-	-	-						
T	-	-	-		-	-	-						
Construction	F	-	-	3,200,000	-	-	-	3,200,000					
	TC	-	-	800,000	-	-	-	800,000					
	S	-	-	-	-	-	-						
	T	-	-	4,000,000	-	-	-	4,000,000					
<b>Total Estimated Project Cost</b>						-	-	4,000,000	-	-	4,000,000		
6	AC-800523 L009999523  ZP-20	Noise Barriers at PR-22 Paco Davila km . 19.2 - km 19.5, El Patio km. 16.5 - km 17.1 , Monte Claro km.14.1 - km 14.6, Rio Hondo 1 km. 12.8 - km 13.6 (Eastbound), Rio Hondo 2 km. 13.0 - km 13.25 (Westbound), Rio Hondo 3 km. 12.5 - km 12.9	Bayamon Toa Baja	NEPA	F	-	-	-	-	-	-		
					TC	-	-	-	-	-	-		
					S	-	-	-	-	-	-		
					T	-	-	-	-	-	-		
				Pre-Engineering	F	-	-	-	-	-	-	-	
					TC	-	-	-	-	-	-		
					S	-	-	-	-	-	-		
					T	-	-	-	-	-	-		
				Design	F	-	-	-	-	-	-	-	
					TC	-	-	-	-	-	-		
					S	-	-	-	-	-	-		
					T	-	-	-	-	-	-		
				ROW	F	-	-	-	-	-	-	-	
					TC	-	-	-	-	-	-		
S	-	-	-		-	-	-						
T	-	-	-		-	-	-						
Construction	F	1,057,997	-	-	1,600,000	-	-	2,657,997					
	TC	264,499	-	-	400,000	-	-	664,499					
	S	23,000	-	-	-	-	-	23,000					
	T	1,345,496	-	-	2,000,000	-	-	3,345,496					
<b>Total Estimated Project Cost</b>						1,345,496	-	2,000,000	-	-	3,345,496		

\*Fund Reconciliation for each project can be found on pages FHWA-3 thru FHWA-6  
 \*\*Retroactive TC will be use for projects currently under construction..

**GOVERNMENT OF PUERTO RICO**  
**PUERTO RICO DEPARTMENT OF TRANSPORTATION AND PUBLIC WORKS**  
**PUERTO RICO HIGHWAY AND TRANSPORTATION AUTHORITY**  
**STATEWIDE TRANSPORTATION IMPROVEMENT PROGRAM**  
**FISCAL YEARS 2019 - 2022**  
**ADMINISTRATIVE MODIFICATION #1**

**Legend:**  
 F - Federal Funds  
 TC - Toll Credits Funds  
 S - State/Local Funds  
 T - Total Funds

Núm.	AC-Code / Oracle # / Fed # / Program Code	Description	Town	Phase	Fed. Past Obligations / Locally Funded	Fiscal Year				Future Investment	Total Est. Cost	Remarks			
						2019	2020	2021	2022						
7	AC-010166 ZP-20	Additional Funds for the Construction of a new Recreational Trail for Bicycles and Pedestrians from Rio Bayamon to PR-165	Toa Baja	NEPA	F	-	-	-	-	-	-	-			
					TC	-	-	-	-	-	-	-			
					S	-	-	-	-	-	-	-			
					T	-	-	-	-	-	-	-			
				Pre-Engineering	F	-	-	-	-	-	-	-	-	-	-
					TC	-	-	-	-	-	-	-	-	-	-
					S	-	-	-	-	-	-	-	-	-	-
					T	-	-	-	-	-	-	-	-	-	-
				Design	F	-	-	-	-	-	-	-	-	-	-
					TC	-	-	-	-	-	-	-	-	-	In House
					S	-	-	-	-	-	-	-	-	-	-
					T	-	-	-	-	-	-	-	-	-	-
				ROW	F	-	-	-	-	-	-	-	-	-	-
					TC	-	-	-	-	-	-	-	-	-	-
					S	-	-	-	-	-	-	-	-	-	-
					T	-	-	-	-	-	-	-	-	-	-
				Construction	F	1,017,742	1,934,400	-	-	-	-	-	-	2,952,142	-
					TC	254,435	483,600	-	-	-	-	-	-	738,035	Earmark Project
					S	66,957	-	-	-	-	-	-	-	66,957	-
					T	1,339,134	2,418,000	-	-	-	-	-	-	3,757,134	-
<b>Total Estimated Project Cost</b>					<b>1,339,134</b>	<b>2,418,000</b>	<b>-</b>	<b>-</b>	<b>-</b>	<b>3,757,134</b>					
<b>UA &gt; 1,000,000 Population (San Juan)</b>					<b>3,178,733</b>	<b>18,698,000</b>	<b>46,192,000</b>	<b>2,000,000</b>	<b>-</b>	<b>23,000,000</b>	<b>93,068,733</b>				

\*Fund Reconciliation for each project can be found on pages FHWA-3 thru FHWA-6  
 \*\*Retroactive TC will be use for projects currently under construction..

GOVERNMENT OF PUERTO RICO  
 PUERTO RICO DEPARTMENT OF TRANSPORTATION AND PUBLIC WORKS  
 PUERTO RICO HIGHWAY AND TRANSPORTATION AUTHORITY  
 STATEWIDE TRANSPORTATION IMPROVEMENT PROGRAM  
 FISCAL YEARS 2019 - 2022  
 ADMINISTRATIVE MODIFICATION #1

Legend:  
 F - Federal Funds  
 TC - Toll Credits Funds  
 S - State/Local Funds  
 T - Total Funds

Núm.	AC-Code / Oracle # / Fed # / Program Code	Description	Town	Phase	Fed. Past Obligations / Locally Funded	2019	2020	2021	2022	Future Investment	Total Est. Cost	Remarks			
<b>UA&gt;200,000 Population&lt;1,000000 (Aguadilla)</b>															
9	AC-411901 S004119001 MP-4119(1) / 4119(2) ZP-10, ZP-30	LAS MARIAS CONNECTOR, FROM PR-119 TO RAMON RIVERA STREET	Las Marias	NEPA	F	-	-	-	-	-	-	-			
					TC	-	-	-	-	-	-				
					S	-	-	-	-	-	-				
					<b>T</b>	-	-	-	-	-	-				
				Pre-Engineering	F	322,481	-	-	-	-	-	-	-	322,481	-
					TC	79,365	-	-	-	-	-	-	-	79,365	-
					S	161,605	-	-	-	-	-	-	-	161,605	-
					<b>T</b>	<b>563,451</b>	-	-	-	-	-	-	-	<b>563,451</b>	-
				Design	F	-	-	-	-	-	-	-	-	-	-
					TC	-	-	-	-	-	-	-	-	-	-
					S	-	-	-	-	-	-	-	-	-	-
					<b>T</b>	-	-	-	-	-	-	-	-	-	-
				ROW	F	1,312,200	-	-	-	-	-	-	-	1,312,200	Originally Programmed in the amount of \$1.4M. Obligated in FY 2017 with \$1,640,250.
					TC	328,050	-	-	-	-	-	-	-	328,050	
					S	-	-	-	-	-	-	-	-	-	
<b>T</b>	<b>1,640,250</b>	-	-		-	-	-	-	-	<b>1,640,250</b>					
Construction	F	-	6,080,000	-	-	-	-	-	-	6,080,000	-				
	TC	-	1,520,000	-	-	-	-	-	-	1,520,000	-				
	S	-	-	-	-	-	-	-	-	-	-				
	<b>T</b>	-	<b>7,600,000</b>	-	-	-	-	-	-	<b>7,600,000</b>	-				
<b>Total Estimated Project Cost</b>						<b>2,203,701</b>	<b>7,600,000</b>	-	-	-	-	<b>9,803,701</b>			
10	AC-500023 L005000023 ZP-10, ZP-30	Bicycle and Pedestrian Route	Rincon	Pre-Engineering	TC	-	-	-	-	-	-	-			
					S	-	-	-	-	-	-	-			
					<b>T</b>	-	-	-	-	-	-				
				Pre-Engineering	F	-	-	-	-	-	-	-	-	-	-
					TC	-	-	-	-	-	-	-	-	-	-
					S	700,000	-	-	-	-	-	-	-	700,000	-
				<b>T</b>	<b>700,000</b>	-	-	-	-	-	-	-	<b>700,000</b>	-	
				Design	F	-	-	-	-	-	-	-	-	-	-
					TC	-	-	-	-	-	-	-	-	-	-
					S	-	-	-	-	-	-	-	-	-	-
				<b>T</b>	-	-	-	-	-	-	-	-	-	-	
				ROW	F	-	-	-	-	-	-	-	-	-	-
					TC	-	-	-	-	-	-	-	-	-	-
					S	-	-	-	-	-	-	-	-	-	-
				<b>T</b>	-	-	-	-	-	-	-	-	-	-	
Construction	F	-	4,360,000	-	-	-	-	-	-	4,360,000	-				
	TC	-	1,090,000	-	-	-	-	-	-	1,090,000	-				
	S	-	-	-	-	-	-	-	-	-	-				
<b>T</b>	-	<b>5,450,000</b>	-	-	-	-	-	-	<b>5,450,000</b>	-					
<b>Total Estimated Project Cost</b>						<b>700,000</b>	<b>5,450,000</b>	-	-	-	-	<b>6,150,000</b>			

\*Fund Reconciliation for each project can be found on pages FHWA-3 thru FHWA-6  
 \*\*Retroactive TC will be use for projects currently under construction..



GOVERNMENT OF PUERTO RICO  
 PUERTO RICO DEPARTMENT OF TRANSPORTATION AND PUBLIC WORKS  
 PUERTO RICO HIGHWAY AND TRANSPORTATION AUTHORITY  
 STATEWIDE TRANSPORTATION IMPROVEMENT PROGRAM  
 FISCAL YEARS 2019 - 2022  
 ADMINISTRATIVE MODIFICATION #1

Legend:  
 F - Federal Funds  
 TC - Toll Credits Funds  
 S - State/Local Funds  
 T - Total Funds

Núm.	AC-Code / Oracle # / Fed # / Program Code	Description	Town	Phase	Fed. Past Obligations / Locally Funded	2019	2020	2021	2022	Future Investment	Total Est. Cost	Remarks		
11	AC-100081 R000010181 ER-10(72) / 10(79) ER-90, ZP-10, ZP-20	Additional Funds - Reconstruction of PR-10 kms. 59.4, 60.4, 60.9, 61.1	Utuado	NEPA	F	-	-	-	-	-	-	-		
					TC	-	-	-	-	-	-			
					S	-	-	-	-	-	-			
					T	-	-	-	-	-	-			
				Pre-Engineering	F	516,730	-	-	-	-	-	-	516,730	
					TC	164,080	-	-	-	-	-	-	164,080	
					S	-	-	-	-	-	-	-	-	
					T	680,810	-	-	-	-	-	-	680,810	
				Design	F	-	-	-	-	-	-	-	-	
					TC	-	-	-	-	-	-	-	-	
					S	-	-	-	-	-	-	-	-	
					T	-	-	-	-	-	-	-	-	
				ROW	F	243,882	-	-	-	-	-	-	243,882	
					TC	60,970	-	-	-	-	-	-	60,970	
					S	-	-	-	-	-	-	-	-	
T	304,852	-	-		-	-	-	-	304,852					
Construction	F	3,189,871	-	-	5,967,087	-	-	-	9,156,958	The \$3,189,871.20 available in the ER-90 fund will also be used.				
	TC	637,974	-	-	1,491,772	-	-	-	2,129,746					
	S	-	-	-	-	-	-	-	-					
	T	3,189,871	-	-	7,458,859	-	-	-	10,648,730					
<b>Total Estimated Project Cost</b>						<b>4,175,533</b>	<b>-</b>	<b>-</b>	<b>7,458,859</b>	<b>-</b>	<b>-</b>	<b>11,634,392</b>		
12	AC-048506 0485(001) ZP-10, ZP-20, ZP-30	Bicycle Trail Adjacent to PR-485	Camuy	NEPA	F	-	-	-	-	-	-	-		
					TC	-	-	-	-	-	-			
					S	-	-	-	-	-	-			
					T	-	-	-	-	-	-			
				Pre-Engineering	F	-	-	-	-	-	-	-	-	
					TC	-	-	-	-	-	-	-	-	
					S	-	-	-	-	-	-	-	-	
					T	-	-	-	-	-	-	-	-	
				Design	F	-	-	-	-	-	-	-	-	
					TC	-	-	-	-	-	-	-	-	
					S	-	-	-	-	-	-	-	-	
					T	-	-	-	-	-	-	-	-	
				ROW	F	-	-	-	-	-	-	-	-	Project was under construction. Termination for Convenience clause activated. Agency Proposal is to begin the Bid Process and construction activity for FY19 with additional funds.
					TC	-	-	-	-	-	-	-	-	
					S	-	-	-	-	-	-	-	-	
T	-	-	-		-	-	-	-	-					
Construction	F	2,262,378	400,000	-	-	-	-	-	2,662,378					
	TC	565,595	100,000	-	-	-	-	-	665,595					
	S	-	-	-	-	-	-	-	-					
	T	2,827,973	500,000	-	-	-	-	-	3,327,973					
<b>Total Estimated Project Cost</b>						<b>2,827,973</b>	<b>500,000</b>	<b>-</b>	<b>-</b>	<b>-</b>	<b>-</b>	<b>3,327,973</b>		
<b>UA&gt;200,000 Population&lt;1,000000 (Aguadilla)</b>						<b>5,731,673</b>	<b>13,550,000</b>	<b>-</b>	<b>7,458,859</b>	<b>-</b>	<b>-</b>	<b>19,281,673</b>		

\*Fund Reconciliation for each project can be found on pages FHWA-3 thru FHWA-6  
 \*\*Retroactive TC will be use for projects currently under construction..

GOVERNMENT OF PUERTO RICO  
 PUERTO RICO DEPARTMENT OF TRANSPORTATION AND PUBLIC WORKS  
 PUERTO RICO HIGHWAY AND TRANSPORTATION AUTHORITY  
 STATEWIDE TRANSPORTATION IMPROVEMENT PROGRAM  
 FISCAL YEARS 2019 - 2022  
 ADMINISTRATIVE MODIFICATION #1

Legend:  
 F - Federal Funds  
 TC - Toll Credits Funds  
 S - State /Local Funds  
 T - Total Funds

Núm.	AC-Code / Oracle # / Fed # / Program Code	Description	Town	Phase	Fed. Past Obligations / Locally Funded	2019	2020	2021	2022	Future Investment	Total Est. Cost	Remarks	
<b>UA&lt;200,000 Population (UZA)</b>													
13	AC-010029 S000100029 ZP-100(11) ZP-20	Widening of PR-100 from PR-308 to PR-101	Cabo Rojo	NEPA	F	-	-	-	-	-	-	-	
					TC	-	-	-	-	-	-		
					S	-	-	-	-	-	-		
					T	-	-	-	-	-	-		
				Pre-Engineering	F	72	-	-	-	-	853,044	853,117	To be reobligated with deobligated funding.
					TC	18	-	-	-	-	213,261	213,279	
					S	-	-	-	-	-	-	-	
					T	91	-	-	-	-	1,066,305	1,066,396	
				Design	F	-	-	-	-	-	-	-	
					TC	-	-	-	-	-	-	-	
					S	-	-	-	-	-	-	-	
					T	-	-	-	-	-	-	-	
				ROW	F	-	-	-	-	240,000	-	240,000	Change in Fiscal Year from 2020 to 2021.
					TC	-	-	-	-	60,000	-	60,000	
					S	-	-	-	-	-	-	-	
T	-	-	-		-	300,000	-	300,000					
Construction	F	-	-	-	-	-	-	8,000,000	Estimated Time of Completion 2029				
	TC	-	-	-	-	-	-	2,000,000					
	S	-	-	-	-	-	-	-					
	T	-	-	-	-	-	-	10,000,000					
<b>Total Estimated Project Cost</b>						<b>91</b>	<b>-</b>	<b>300,000</b>	<b>-</b>	<b>11,066,305</b>	<b>11,366,396</b>		
14	AC-200241 P000002441 MP-2(66) ZP-20	Access Request Analysis and Preliminary Design of Geometric Improvements to PR-2 (Entrance RUM, La Vita)	Mayaguez	NEPA	F	-	-	-	-	-	-	-	
					TC	-	-	-	-	-	-		
					S	-	-	-	-	-	-		
					T	-	-	-	-	-	-		
				Pre-Engineering	F	836,000	-	-	-	-	-	836,000	
					TC	209,000	-	-	-	-	-	209,000	
					S	55,000	-	-	-	-	-	55,000	
					T	1,100,000	-	-	-	-	-	1,100,000	
				Design	F	-	-	-	-	-	1,600,000	1,600,000	Change in FY from 2020 to 2022
					TC	-	-	-	-	-	400,000	400,000	
					S	-	-	-	-	-	-	-	
					T	-	-	-	-	-	2,000,000	2,000,000	
				ROW	F	-	-	-	-	-	-	800,000	
					TC	-	-	-	-	-	-	200,000	
					S	-	-	-	-	-	-	-	
T	-	-	-		-	-	-	1,000,000					
Construction	F	-	-	-	-	-	-	9,600,000	Estimated Time of Completion 2028				
	TC	-	-	-	-	-	-	2,400,000					
	S	-	-	-	-	-	-	-					
	T	-	-	-	-	-	-	12,000,000					
<b>Total Estimated Project Cost</b>						<b>1,100,000</b>	<b>-</b>	<b>-</b>	<b>2,000,000</b>	<b>13,000,000</b>	<b>16,100,000</b>		

\*Fund Reconciliation for each project can be found on pages FHWA-3 thru FHWA-6  
 \*\*Retroactive TC will be use for projects currently under construction..

GOVERNMENT OF PUERTO RICO  
 PUERTO RICO DEPARTMENT OF TRANSPORTATION AND PUBLIC WORKS  
 PUERTO RICO HIGHWAY AND TRANSPORTATION AUTHORITY  
 STATEWIDE TRANSPORTATION IMPROVEMENT PROGRAM  
 FISCAL YEARS 2019 - 2022  
 ADMINISTRATIVE MODIFICATION #1

Legend:  
 F - Federal Funds  
 TC - Toll Credits Funds  
 S - State/Local Funds  
 T - Total Funds

Núm.	AC-Code / Oracle # / Fed # / Program Code	Description	Town	Phase	Fed. Past Obligations / Locally Funded	Fiscal Year				Future Investment	Total Est. Cost	Remarks
						2019	2020	2021	2022			
15	AC-520129 T000522129  ZP-20	Conversion of Old Juana Diaz Toll Facility to a Truck Weigh and Inspection Station at PR-52	Juana Diaz	NEPA	F	-	-	-	-	-	-	-
					TC	-	-	-	-	-	-	
					S	-	-	-	-	-	-	
				T	-	-	-	-	-	-		
				Pre-Engineering	F	666,058	-	-	-	-	-	666,058
					TC	166,514	-	-	-	-	-	166,514
					S	43,820	-	-	-	-	-	43,820
				T	876,392	-	-	-	-	-	876,392	
				Design	F	-	-	-	-	-	-	-
					TC	-	-	-	-	-	-	-
					S	-	-	-	-	-	-	-
				T	-	-	-	-	-	-	-	
				ROW	F	-	-	-	-	-	-	-
					TC	-	-	-	-	-	-	-
					S	-	-	-	-	-	-	-
T	-	-	-	-	-	-	-					
Construction	F	-	-	4,000,000	-	-	-	4,000,000				
	TC	-	-	1,000,000	-	-	-	1,000,000				
	S	-	-	-	-	-	-	-				
T	-	-	5,000,000	-	-	-	5,000,000					
<b>Total Estimated Project Cost</b>					<b>876,392</b>	<b>-</b>	<b>-</b>	<b>5,000,000</b>	<b>-</b>	<b>-</b>	<b>5,876,392</b>	
16	AC-200248 P000002448  ZP-20	PR-2 Lavadero Ward - Phase 1 -Lots Without Direct Access	Hormigueros	NEPA	F	-	-	-	-	-	-	-
					TC	-	-	-	-	-	-	
					S	-	-	-	-	-	-	
				T	-	-	-	-	-	-		
				Pre-Engineering	F	-	-	-	-	-	-	-
					TC	-	-	-	-	-	-	-
					S	423,530	-	-	-	-	-	423,530
				T	423,530	-	-	-	-	-	423,530	
				Design	F	-	-	-	-	-	-	-
					TC	-	-	-	-	-	-	-
					S	-	-	-	-	-	-	-
				T	-	-	-	-	-	-	-	
				ROW	F	2,150,973	-	-	-	-	-	2,150,973
					TC	529,367	-	-	-	-	-	529,367
					S	-	-	-	-	-	-	-
T	2,680,340	-	-	-	-	-	2,680,340					
Construction	F	-	-	-	-	-	-	-				
	TC	-	-	-	-	-	-	-				
	S	-	1,500,000	-	-	-	-	1,500,000				
T	-	1,500,000	-	-	-	-	1,500,000					
<b>Total Estimated Project Cost</b>					<b>3,103,870</b>	<b>-</b>	<b>1,500,000</b>	<b>-</b>	<b>-</b>	<b>-</b>	<b>4,603,870</b>	

\*Fund Reconciliation for each project can be found on pages FHWA-3 thru FHWA-6  
 \*\*Retroactive TC will be use for projects currently under construction..

**GOVERNMENT OF PUERTO RICO**  
**PUERTO RICO DEPARTMENT OF TRANSPORTATION AND PUBLIC WORKS**  
**PUERTO RICO HIGHWAY AND TRANSPORTATION AUTHORITY**  
**STATEWIDE TRANSPORTATION IMPROVEMENT PROGRAM**  
**FISCAL YEARS 2019 - 2022**  
**ADMINISTRATIVE MODIFICATION #1**

**Legend:**  
 F - Federal Funds  
 TC - Toll Credits Funds  
 S - State/Local Funds  
 T - Total Funds

Núm.	AC-Code / Oracle # / Fed # / Program Code	Description	Town	Phase	Fed. Past Obligations / Locally Funded	2019	2020	2021	2022	Future Investment	Total Est. Cost	Remarks
				NEPA	F	-	-	-	-	-	-	
					TC	-	-	-	-	-	-	
					S	-	-	-	-	-	-	
					T	-	-	-	-	-	-	
				Pre-Engineering	F	-	-	-	-	-	-	
					TC	-	-	-	-	-	-	
					S	-	-	-	-	-	-	
					T	-	-	-	-	-	-	
17	AC-520120 0052(035) ZP-10, ZP-20, ZP-30	Implementation of Preventive Maintenance Protocol for Bridges No. 2267, 2271, 2335, 2370, 2371, Highway PR-52 - This project will be divided into two phases: Phase 1 - Km. 99.0 to Km 102.1 - (\$12.5M) Phase 2 - Km. 102.1 to 106.0 (\$8,780,057)	Ponce	Design	F	-	-	-	-	-	-	
					TC	-	-	-	-	-	-	
					S	-	-	-	-	-	-	
					T	-	-	-	-	-	-	
				ROW	F	-	-	-	-	-	-	
					TC	-	-	-	-	-	-	
					S	-	-	-	-	-	-	
					T	-	-	-	-	-	-	
				Construction	F	-	17,024,045	-	-	-	17,024,045	
					TC	-	4,256,011	-	-	-	4,256,011	
					S	-	-	-	-	-	-	
					T	-	-	-	-	-	-	
<b>Total Estimated Project Cost</b>						-	<b>21,280,057</b>	-	-	-	<b>21,280,057</b>	
<b>UA&lt;200,000 Population (UZA)</b>						<b>5,080,352.61</b>	<b>21,280,056.82</b>	<b>1,500,000.00</b>	<b>5,300,000.00</b>	<b>2,000,000.00</b>	<b>24,066,305.04</b>	<b>59,226,714.47</b>

\*Fund Reconciliation for each project can be found on pages FHWA-3 thru FHWA-6  
 \*\*Retroactive TC will be use for projects currently under construction..

**GOVERNMENT OF PUERTO RICO**  
**PUERTO RICO DEPARTMENT OF TRANSPORTATION AND PUBLIC WORKS**  
**PUERTO RICO HIGHWAY AND TRANSPORTATION AUTHORITY**  
**STATEWIDE TRANSPORTATION IMPROVEMENT PROGRAM**  
**FISCAL YEARS 2019 - 2022**  
**ADMINISTRATIVE MODIFICATION #1**

**Legend:**  
 F - Federal Funds  
 TC - Toll Credits Funds  
 S - State/Local Funds  
 T - Total Funds

Núm.	AC-Code / Oracle # / Fed # / Program Code	Description	Town	Phase	Fed. Past Obligations / Locally Funded	2019	2020	2021	2022	Future Investment	Total Est. Cost	Remarks
<b>Rural</b>												
18	AC-800356 R009999356  ZP-10	Existing Box Culvert Extension Km 19 Highway PR-135 (Reconstruction of PR-135 km. 75.8 (old km) km. 19 (new km)		NEPA	F	-	-	-	-	-	-	-
					TC	-	-	-	-	-	-	
					S	-	-	-	-	-	-	
					T	-	-	-	-	-	-	
				Pre-Engineering	F	-	-	-	-	-	-	
					TC	-	-	-	-	-	-	
					S	-	-	-	-	-	-	
					T	-	-	-	-	-	-	
				Design	F	-	-	-	-	-	-	
					TC	-	-	-	-	-	-	
					S	-	-	-	-	-	-	
					T	-	-	-	-	-	-	
				ROW	F	-	-	-	-	-	-	
					TC	-	-	-	-	-	-	
					S	-	-	-	-	-	-	
					T	-	-	-	-	-	-	
Construction	F	-	391,716	-	-	-	-					
	TC	-	97,929	-	-	-	-					
	S	-	-	-	-	-	-					
	T	-	489,645	-	-	-	-					
<b>Total Estimated Project Cost</b>					-	489,645	-	-	-	-	489,645	

\*Fund Reconciliation for each project can be found on pages FHWA-3 thru FHWA-6  
 \*\*Retroactive TC will be use for projects currently under construction..

**GOVERNMENT OF PUERTO RICO**  
**PUERTO RICO DEPARTMENT OF TRANSPORTATION AND PUBLIC WORKS**  
**PUERTO RICO HIGHWAY AND TRANSPORTATION AUTHORITY**  
**STATEWIDE TRANSPORTATION IMPROVEMENT PROGRAM**  
**FISCAL YEARS 2019 - 2022**  
**ADMINISTRATIVE MODIFICATION #1**

**Legend:**  
 F - Federal Funds  
 TC - Toll Credits Funds  
 S - State/Local Funds  
 T - Total Funds

Núm.	AC-Code / Oracle # / Fed # / Program Code	Description	Town	Phase	Fed. Past Obligations / Locally Funded	2019	2020	2021	2022	Future Investment	Total Est. Cost	Remarks
<b>Islandwide</b>												
19	AC-800511 R009999511  ZP-10, ZP-20 , ZP-30	Pavement Rehabilitation and Reconstruction of Roads (2019)	Islandwide	NEPA	F	-	-	-	-	-	-	-
					TC	-	-	-	-	-	-	
					S	-	-	-	-	-	-	
					T	-	-	-	-	-	-	
				Pre-Engineering	F	-	-	-	-	-	-	
					TC	-	-	-	-	-	-	
					S	-	-	-	-	-	-	
					T	-	-	-	-	-	-	
				Design	F	-	-	-	-	-	-	
					TC	-	-	-	-	-	-	
					S	-	-	-	-	-	-	
					T	-	-	-	-	-	-	
				ROW	F	-	-	-	-	-	-	
					TC	-	-	-	-	-	-	
					S	-	-	-	-	-	-	
					T	-	-	-	-	-	-	
Construction	F	-	32,773,236	-	-	-	-					
	TC	-	8,193,309	-	-	-	-					
	S	-	-	-	-	-	-					
	T	-	40,966,544	-	-	-	-					
<b>Total Estimated Project Cost</b>						-	40,966,544	-	-	-	40,966,544	
20	AC-800518 R009999518  ZP-10, ZP-20 , ZP-30	Pavement Rehabilitation and Reconstruction of Roads (2020)	Islandwide	NEPA	F	-	-	-	-	-	-	-
					TC	-	-	-	-	-	-	
					S	-	-	-	-	-	-	
					T	-	-	-	-	-	-	
				Pre-Engineering	F	-	-	-	-	-	-	
					TC	-	-	-	-	-	-	
					S	-	-	-	-	-	-	
					T	-	-	-	-	-	-	
				Design	F	-	-	-	-	-	-	
					TC	-	-	-	-	-	-	
					S	-	-	-	-	-	-	
					T	-	-	-	-	-	-	
				ROW	F	-	-	-	-	-	-	
					TC	-	-	-	-	-	-	
					S	-	-	-	-	-	-	
					T	-	-	-	-	-	-	
Construction	F	-	-	25,093,755	-	-	-					
	TC	-	-	6,273,439	-	-	-					
	S	-	-	-	-	-	-					
	T	-	-	31,367,194	-	-	-					
<b>Total Estimated Project Cost</b>						-	31,367,194	-	-	-	31,367,194	

\*Fund Reconciliation for each project can be found on pages FHWA-3 thru FHWA-6  
 \*\*Retroactive TC will be use for projects currently under construction..

**GOVERNMENT OF PUERTO RICO**  
**PUERTO RICO DEPARTMENT OF TRANSPORTATION AND PUBLIC WORKS**  
**PUERTO RICO HIGHWAY AND TRANSPORTATION AUTHORITY**  
**STATEWIDE TRANSPORTATION IMPROVEMENT PROGRAM**  
**FISCAL YEARS 2019 - 2022**  
**ADMINISTRATIVE MODIFICATION #1**

**Legend:**  
 F - Federal Funds  
 TC - Toll Credits Funds  
 S - State/Local Funds  
 T - Total Funds

Núm.	AC-Code / Oracle # / Fed # / Program Code	Description	Town	Phase	Fed. Past Obligations / Locally Funded	Fiscal Year				Future Investment	Total Est. Cost	Remarks	
						2019	2020	2021	2022				
21	AC-800556 ZP-10, ZP-20, ZP-30	Pavement Rehabilitation and Reconstruction of Roads (2021)	Islandwide	NEPA	F	-	-	-	-	-	-	-	
					TC	-	-	-	-	-	-	-	
					S	-	-	-	-	-	-	-	
				T	-	-	-	-	-	-	-		
				Pre-Engineering	F	-	-	-	-	-	-	-	-
					TC	-	-	-	-	-	-	-	-
					S	-	-	-	-	-	-	-	
				T	-	-	-	-	-	-	-		
				Design	F	-	-	-	-	-	-	-	-
					TC	-	-	-	-	-	-	-	-
					S	-	-	-	-	-	-	-	
				T	-	-	-	-	-	-	-		
				ROW	F	-	-	-	-	-	-	-	-
					TC	-	-	-	-	-	-	-	-
					S	-	-	-	-	-	-	-	
T	-	-	-	-	-	-	-						
Construction	F	-	-	-	29,971,311	-	-	-	29,971,311	Please see Appendix C for pavement project details			
	TC	-	-	-	7,492,828	-	-	-	7,492,828				
	S	-	-	-	-	-	-	-	-				
T	-	-	-	-	37,464,139	-	-	-	37,464,139				
<b>Total Estimated Project Cost</b>						-	-	-	37,464,139	-	37,464,139		
22	AC-800557 ZP-10, ZP-20, ZP-30	Pavement Rehabilitation and Reconstruction of Roads (2022)	Islandwide	NEPA	F	-	-	-	-	-	-	-	
					TC	-	-	-	-	-	-	-	
					S	-	-	-	-	-	-	-	
				T	-	-	-	-	-	-	-		
				Pre-Engineering	F	-	-	-	-	-	-	-	-
					TC	-	-	-	-	-	-	-	-
					S	-	-	-	-	-	-	-	
				T	-	-	-	-	-	-	-		
				Design	F	-	-	-	-	-	-	-	-
					TC	-	-	-	-	-	-	-	-
					S	-	-	-	-	-	-	-	
				T	-	-	-	-	-	-	-		
				ROW	F	-	-	-	-	-	-	-	-
					TC	-	-	-	-	-	-	-	-
					S	-	-	-	-	-	-	-	
T	-	-	-	-	-	-	-						
Construction	F	-	-	-	-	41,598,687	-	-	41,598,687	Please see Appendix C for pavement project details			
	TC	-	-	-	-	10,399,672	-	-	10,399,672				
	S	-	-	-	-	-	-	-	-				
T	-	-	-	-	-	51,998,359	-	-	51,998,359				
<b>Total Estimated Project Cost</b>						-	-	-	51,998,359	-	51,998,359		

\*Fund Reconciliation for each project can be found on pages FHWA-3 thru FHWA-6  
 \*\*Retroactive TC will be use for projects currently under construction..

GOVERNMENT OF PUERTO RICO  
 PUERTO RICO DEPARTMENT OF TRANSPORTATION AND PUBLIC WORKS  
 PUERTO RICO HIGHWAY AND TRANSPORTATION AUTHORITY  
 STATEWIDE TRANSPORTATION IMPROVEMENT PROGRAM  
 FISCAL YEARS 2019 - 2022  
 ADMINISTRATIVE MODIFICATION #1

Legend:  
 F - Federal Funds  
 TC - Toll Credits Funds  
 S - State/Local Funds  
 T - Total Funds

Núm.	AC-Code / Oracle # / Fed # / Program Code	Description	Town	Phase	Fed. Past Obligations / Locally Funded	2019	2020	2021	2022	Future Investment	Total Est. Cost	Remarks			
23	AC-900132 L0090000132  ZP-10	SPR-56 - State Planning and Research Program (2019)	Islandwide	NEPA	F	-	-	-	-	-	-	-			
					TC	-	-	-	-	-	-				
					S	-	-	-	-	-	-				
					T	-	-	-	-	-	-				
				Planning	F	-	4,800,000	-	-	-	-	-	-	4,800,000	-
					TC	-	1,200,000	-	-	-	-	-	-	1,200,000	-
					S	-	-	-	-	-	-	-	-	-	-
					T	-	6,000,000	-	-	-	-	-	-	6,000,000	-
				Design	F	-	-	-	-	-	-	-	-	-	-
					TC	-	-	-	-	-	-	-	-	-	-
					S	-	-	-	-	-	-	-	-	-	-
					T	-	-	-	-	-	-	-	-	-	-
				ROW	F	-	-	-	-	-	-	-	-	-	-
					TC	-	-	-	-	-	-	-	-	-	-
					S	-	-	-	-	-	-	-	-	-	-
					T	-	-	-	-	-	-	-	-	-	-
Construction	F	-	-	-	-	-	-	-	-	-	-				
	TC	-	-	-	-	-	-	-	-	-	-				
	S	-	-	-	-	-	-	-	-	-	-				
	T	-	-	-	-	-	-	-	-	-	-				
<b>Total Estimated Project Cost</b>						-	6,000,000	-	-	-	6,000,000	-			
24	AC-900134 L0090000134  ZP-10	SPR-57 - State Planning and Research Program (2020)	Islandwide	NEPA	F	-	-	-	-	-	-	-			
					TC	-	-	-	-	-	-				
					S	-	-	-	-	-	-				
					T	-	-	-	-	-	-				
				Planning	F	-	-	4,800,000	-	-	-	-	-	4,800,000	-
					TC	-	-	1,200,000	-	-	-	-	-	1,200,000	-
					S	-	-	-	-	-	-	-	-	-	-
					T	-	-	6,000,000	-	-	-	-	-	6,000,000	-
				Design	F	-	-	-	-	-	-	-	-	-	-
					TC	-	-	-	-	-	-	-	-	-	-
					S	-	-	-	-	-	-	-	-	-	-
					T	-	-	-	-	-	-	-	-	-	-
				ROW	F	-	-	-	-	-	-	-	-	-	-
					TC	-	-	-	-	-	-	-	-	-	-
					S	-	-	-	-	-	-	-	-	-	-
					T	-	-	-	-	-	-	-	-	-	-
Construction	F	-	-	-	-	-	-	-	-	-	-				
	TC	-	-	-	-	-	-	-	-	-	-				
	S	-	-	-	-	-	-	-	-	-	-				
	T	-	-	-	-	-	-	-	-	-	-				
<b>Total Estimated Project Cost</b>						-	6,000,000	-	-	-	6,000,000	-			

\*Fund Reconciliation for each project can be found on pages FHWA-3 thru FHWA-6  
 \*\*Retroactive TC will be use for projects currently under construction..



**GOVERNMENT OF PUERTO RICO**  
**PUERTO RICO DEPARTMENT OF TRANSPORTATION AND PUBLIC WORKS**  
**PUERTO RICO HIGHWAY AND TRANSPORTATION AUTHORITY**  
**STATEWIDE TRANSPORTATION IMPROVEMENT PROGRAM**  
**FISCAL YEARS 2019 - 2022**  
**ADMINISTRATIVE MODIFICATION #1**

**Legend:**  
 F - Federal Funds  
 TC - Toll Credits Funds  
 S - State/Local Funds  
 T - Total Funds

Núm.	AC-Code / Oracle # / Fed # / Program Code	Description	Town	Phase	Fed. Past Obligations / Locally Funded	2019				2020				2021				2022				Future Investment	Total Est. Cost	Remarks			
						2019				2020				2021				2022									
25	AC-900139 ZP-10	SPR-58 - State Planning and Research Program (2021)	Islandwide	NEPA	F	-	-	-	-	-	-	-	-	-	-	-	-	-	-	-	-	-	-				
					TC	-	-	-	-	-	-	-	-	-	-	-	-	-	-	-	-	-	-				
					S	-	-	-	-	-	-	-	-	-	-	-	-	-	-	-	-	-	-				
				T	-	-	-	-	-	-	-	-	-	-	-	-	-	-	-	-	-	-					
				Planning	F	-	-	-	-	-	-	-	-	4,800,000	-	-	-	-	-	-	-	-	-	-	-	4,800,000	
					TC	-	-	-	-	-	-	-	-	1,200,000	-	-	-	-	-	-	-	-	-	-	-	1,200,000	
					S	-	-	-	-	-	-	-	-	-	-	-	-	-	-	-	-	-	-	-	-	-	
				T	-	-	-	-	-	-	-	-	6,000,000	-	-	-	-	-	-	-	-	-	-	-	6,000,000		
				Design	F	-	-	-	-	-	-	-	-	-	-	-	-	-	-	-	-	-	-	-	-	-	
					TC	-	-	-	-	-	-	-	-	-	-	-	-	-	-	-	-	-	-	-	-	-	
					S	-	-	-	-	-	-	-	-	-	-	-	-	-	-	-	-	-	-	-	-	-	
				T	-	-	-	-	-	-	-	-	-	-	-	-	-	-	-	-	-	-	-	-	-		
				ROW	F	-	-	-	-	-	-	-	-	-	-	-	-	-	-	-	-	-	-	-	-	-	
					TC	-	-	-	-	-	-	-	-	-	-	-	-	-	-	-	-	-	-	-	-	-	
					S	-	-	-	-	-	-	-	-	-	-	-	-	-	-	-	-	-	-	-	-	-	
T	-	-	-	-	-	-	-	-	-	-	-	-	-	-	-	-	-	-	-	-	-						
Construction	F	-	-	-	-	-	-	-	-	-	-	-	-	-	-	-	-	-	-	-	-	-					
	TC	-	-	-	-	-	-	-	-	-	-	-	-	-	-	-	-	-	-	-	-	-					
	S	-	-	-	-	-	-	-	-	-	-	-	-	-	-	-	-	-	-	-	-	-					
T	-	-	-	-	-	-	-	-	-	-	-	-	-	-	-	-	-	-	-	-	-						
<b>Total Estimated Project Cost</b>						-	-	-	-	6,000,000	-	-	-	-	-	-	-	-	-	-	-	6,000,000					
26	AC-900140 ZP-10	SPR-59 - State Planning and Research Program (2022)	Islandwide	NEPA	F	-	-	-	-	-	-	-	-	-	-	-	-	-	-	-	-	-	-				
					TC	-	-	-	-	-	-	-	-	-	-	-	-	-	-	-	-	-	-				
					S	-	-	-	-	-	-	-	-	-	-	-	-	-	-	-	-	-	-				
				T	-	-	-	-	-	-	-	-	-	-	-	-	-	-	-	-	-	-					
				Planning	F	-	-	-	-	-	-	-	-	-	-	-	4,800,000	-	-	-	-	-	-	-	-	4,800,000	
					TC	-	-	-	-	-	-	-	-	-	-	-	1,200,000	-	-	-	-	-	-	-	-	1,200,000	
					S	-	-	-	-	-	-	-	-	-	-	-	-	-	-	-	-	-	-	-	-	-	
				T	-	-	-	-	-	-	-	-	-	-	-	6,000,000	-	-	-	-	-	-	-	-	6,000,000		
				Design	F	-	-	-	-	-	-	-	-	-	-	-	-	-	-	-	-	-	-	-	-	-	
					TC	-	-	-	-	-	-	-	-	-	-	-	-	-	-	-	-	-	-	-	-	-	
					S	-	-	-	-	-	-	-	-	-	-	-	-	-	-	-	-	-	-	-	-	-	
				T	-	-	-	-	-	-	-	-	-	-	-	-	-	-	-	-	-	-	-	-	-		
				ROW	F	-	-	-	-	-	-	-	-	-	-	-	-	-	-	-	-	-	-	-	-	-	
					TC	-	-	-	-	-	-	-	-	-	-	-	-	-	-	-	-	-	-	-	-	-	
					S	-	-	-	-	-	-	-	-	-	-	-	-	-	-	-	-	-	-	-	-	-	
T	-	-	-	-	-	-	-	-	-	-	-	-	-	-	-	-	-	-	-	-	-						
Construction	F	-	-	-	-	-	-	-	-	-	-	-	-	-	-	-	-	-	-	-	-	-					
	TC	-	-	-	-	-	-	-	-	-	-	-	-	-	-	-	-	-	-	-	-	-					
	S	-	-	-	-	-	-	-	-	-	-	-	-	-	-	-	-	-	-	-	-	-					
T	-	-	-	-	-	-	-	-	-	-	-	-	-	-	-	-	-	-	-	-	-						
<b>Total Estimated Project Cost</b>						-	-	-	-	-	-	-	6,000,000	-	-	-	-	-	-	-	-	6,000,000					

\*Fund Reconciliation for each project can be found on pages FHWA-3 thru FHWA-6  
 \*\*Retroactive TC will be use for projects currently under construction..

**GOVERNMENT OF PUERTO RICO**  
**PUERTO RICO DEPARTMENT OF TRANSPORTATION AND PUBLIC WORKS**  
**PUERTO RICO HIGHWAY AND TRANSPORTATION AUTHORITY**  
**STATEWIDE TRANSPORTATION IMPROVEMENT PROGRAM**  
**FISCAL YEARS 2019 - 2022**  
**ADMINISTRATIVE MODIFICATION #1**

**Legend:**  
 F - Federal Funds  
 TC - Toll Credits Funds  
 S - State/Local Funds  
 T - Total Funds

Núm.	AC-Code / Oracle # / Fed # / Program Code	Description	Town	Phase	Fed. Past Obligations / Locally Funded	2019	2020	2021	2022	Future Investment	Total Est. Cost	Remarks			
27	AC-900133 ZP-10, ZP-20, ZP-30	Rehabilitation, Replacement and Critical Bridges (2019)	Islandwide	NEPA	F	-	-	-	-	-	-	-			
					TC	-	-	-	-	-	-				
					S	-	-	-	-	-	-				
					T	-	-	-	-	-	-				
				Pre-Engineering	F	-	-	-	-	-	-	-	-	-	-
					TC	-	-	-	-	-	-	-	-	-	-
					S	-	-	-	-	-	-	-	-	-	-
					T	-	-	-	-	-	-	-	-	-	-
				Design	F	-	960,000	-	-	-	-	-	-	-	-
					TC	-	240,000	-	-	-	-	-	-	-	-
					S	-	-	-	-	-	-	-	-	-	-
					T	-	1,200,000	-	-	-	-	-	-	-	-
				ROW	F	-	840,800	-	-	-	-	-	-	-	-
					TC	-	210,200	-	-	-	-	-	-	-	-
S	-	-	-		-	-	-	-	-	-	-				
T	-	1,051,000	-		-	-	-	-	-	-	-				
Construction	F	-	4,826,734	-	-	-	-	-	-	6,627,533	-				
	TC	-	1,206,683	-	-	-	-	-	-	1,656,883	-				
	S	-	-	-	-	-	-	-	-	-	-				
	T	-	6,033,417	-	-	-	-	-	-	8,284,417	-				
<b>Total Estimated Project Cost</b>						-	8,284,417	-	-	-	8,284,417	-			
28	AC-900135 ZP-10, ZP-20, ZP-30	Rehabilitation, Replacement and Critical Bridges (2020)	Islandwide	NEPA	F	-	-	-	-	-	-	-			
					TC	-	-	-	-	-	-				
					S	-	-	-	-	-	-				
					T	-	-	-	-	-	-				
				Pre-Engineering	F	-	-	-	-	-	-	-	-	-	-
					TC	-	-	-	-	-	-	-	-	-	-
					S	-	-	-	-	-	-	-	-	-	-
					T	-	-	-	-	-	-	-	-	-	-
				Design	F	-	-	-	-	-	-	-	-	-	-
					TC	-	-	-	-	-	-	-	-	-	-
					S	-	-	-	-	-	-	-	-	-	-
					T	-	-	-	-	-	-	-	-	-	-
				ROW	F	-	-	440,000	-	-	-	-	-	-	-
					TC	-	-	110,000	-	-	-	-	-	-	-
S	-	-	-		-	-	-	-	-	-	-				
T	-	-	550,000		-	-	-	-	-	-	-				
Construction	F	-	-	13,760,000	-	-	-	-	-	14,200,000	-				
	TC	-	-	3,440,000	-	-	-	-	-	3,550,000	-				
	S	-	-	-	-	-	-	-	-	-	-				
	T	-	-	17,200,000	-	-	-	-	-	17,750,000	-				
<b>Total Estimated Project Cost</b>						-	17,750,000	-	-	-	17,750,000	-			

\*Fund Reconciliation for each project can be found on pages FHWA-3 thru FHWA-6  
 \*\*Retroactive TC will be use for projects currently under construction..

GOVERNMENT OF PUERTO RICO  
 PUERTO RICO DEPARTMENT OF TRANSPORTATION AND PUBLIC WORKS  
 PUERTO RICO HIGHWAY AND TRANSPORTATION AUTHORITY  
 STATEWIDE TRANSPORTATION IMPROVEMENT PROGRAM  
 FISCAL YEARS 2019 - 2022  
 ADMINISTRATIVE MODIFICATION #1

Legend:  
 F - Federal Funds  
 TC - Toll Credits Funds  
 S - State/Local Funds  
 T - Total Funds

Núm.	AC-Code / Oracle # / Fed # / Program Code	Description	Town	Phase	Fed. Past Obligations / Locally Funded	Fiscal Year				Future Investment	Total Est. Cost	Remarks	
						2019	2020	2021	2022				
29	AC-900137 ZP-10, ZP-20, ZP-30	Rehabilitation, Replacement and Critical Bridges (2021)	Islandwide	NEPA	F	-	-	-	-	-	-	-	
					TC	-	-	-	-	-	-	-	
					S	-	-	-	-	-	-	-	
				T	-	-	-	-	-	-	-		
				Pre-Engineering	F	-	-	-	-	-	-	-	-
					TC	-	-	-	-	-	-	-	-
					S	-	-	-	-	-	-	-	
				T	-	-	-	-	-	-	-		
				Design	F	-	-	-	-	-	-	-	-
					TC	-	-	-	-	-	-	-	-
					S	-	-	-	-	-	-	-	
				T	-	-	-	-	-	-	-		
				ROW	F	-	-	-	-	-	-	-	-
					TC	-	-	-	1,020,000	-	-	-	-
					S	-	-	-	255,000	-	-	-	
T	-	-	-	1,275,000	-	-	-						
Construction	F	-	-	-	23,656,877	-	-	-	23,443,033				
	TC	-	-	-	5,914,219	-	-	-	5,860,758				
	S	-	-	-	-	-	-	-	1,542,305				
T	-	-	-	29,571,096	-	-	-	30,846,096					
<b>Total Estimated Project Cost</b>						-	-	-	30,846,096	-	-	30,846,096	
30	AC-900138 ZP-10, ZP-20, ZP-30	Rehabilitation, Replacement and Critical Bridges (2022)	Islandwide	NEPA	F	-	-	-	-	-	-	-	
					TC	-	-	-	-	-	-	-	
					S	-	-	-	-	-	-	-	
				T	-	-	-	-	-	-	-		
				Pre-Engineering	F	-	-	-	-	-	-	-	-
					TC	-	-	-	-	-	-	-	-
					S	-	-	-	-	-	-	-	
				T	-	-	-	-	-	-	-		
				Design	F	-	-	-	-	-	-	-	-
					TC	-	-	-	-	-	-	-	-
					S	-	-	-	-	-	-	-	
				T	-	-	-	-	-	-	-		
				ROW	F	-	-	-	-	-	250,000	-	-
					TC	-	-	-	-	-	30,243,171	-	-
					S	-	-	-	-	-	-	-	-
T	-	-	-	-	-	-	-	-					
Construction	F	-	-	-	-	-	24,394,537	-	24,394,537				
	TC	-	-	-	-	-	6,098,634	-	6,098,634				
	S	-	-	-	-	-	-	-	-				
T	-	-	-	-	-	30,493,171	-	30,493,171					
<b>Total Estimated Project Cost</b>						-	-	-	30,493,171	-	-	30,493,171	

\*Fund Reconciliation for each project can be found on pages FHWA-3 thru FHWA-6  
 \*\*Retroactive TC will be use for projects currently under construction..

GOVERNMENT OF PUERTO RICO  
 PUERTO RICO DEPARTMENT OF TRANSPORTATION AND PUBLIC WORKS  
 PUERTO RICO HIGHWAY AND TRANSPORTATION AUTHORITY  
 STATEWIDE TRANSPORTATION IMPROVEMENT PROGRAM  
 FISCAL YEARS 2019 - 2022  
 ADMINISTRATIVE MODIFICATION #1

Legend:  
 F - Federal Funds  
 TC - Toll Credits Funds  
 S - State /Local Funds  
 T - Total Funds

Núm.	AC-Code / Oracle # / Fed # / Program Code	Description	Town	Phase	Fed. Past Obligations / Locally Funded	2019	2020	2021	2022	Future Investment	Total Est. Cost	Remarks
31	AC-800513 ZP-10, ZP-20, ZP-30	Systematic Bridges Preservation Program (2019)	Islandwide	NEPA	F	-	-	-	-	-	-	-
					TC	-	-	-	-	-	-	
					S	-	-	-	-	-	-	
					T	-	-	-	-	-	-	
				Pre-Engineering	F	-	-	-	-	-	-	
					TC	-	-	-	-	-	-	
					S	-	-	-	-	-	-	
					T	-	-	-	-	-	-	
				Design	F	-	-	-	-	-	-	
					TC	-	-	-	-	-	-	
					S	-	-	-	-	-	-	
					T	-	-	-	-	-	-	
				ROW	F	-	-	-	-	-	-	
					TC	-	-	-	-	-	-	
					S	-	-	-	-	-	-	
					T	-	-	-	-	-	-	
Construction	F	-	3,360,000	-	-	-	-					
	TC	-	840,000	-	-	-	-					
	S	-	-	-	-	-	-					
	T	-	4,200,000	-	-	-	-					
						<b>4,200,000</b>	-	-	-	<b>4,200,000</b>		
32	AC-800517 ZP-10, ZP-20, ZP-30	Systematic Bridges Preservation Program (2020)	Islandwide	NEPA	F	-	-	-	-	-	-	-
					TC	-	-	-	-	-	-	
					S	-	-	-	-	-	-	
					T	-	-	-	-	-	-	
				Pre-Engineering	F	-	-	-	-	-	-	
					TC	-	-	-	-	-	-	
					S	-	-	-	-	-	-	
					T	-	-	-	-	-	-	
				Design	F	-	-	-	-	-	-	
					TC	-	-	-	-	-	-	
					S	-	-	-	-	-	-	
					T	-	-	-	-	-	-	
				ROW	F	-	-	-	-	-	-	
					TC	-	-	-	-	-	-	
					S	-	-	-	-	-	-	
					T	-	-	-	-	-	-	
Construction	F	-	-	5,200,000	-	-	-					
	TC	-	-	1,300,000	-	-	-					
	S	-	-	-	-	-	-					
	T	-	-	6,500,000	-	-	-					
						<b>6,500,000</b>	-	-	-	<b>6,500,000</b>		

\*Fund Reconciliation for each project can be found on pages FHWA-3 thru FHWA-6  
 \*\*Retroactive TC will be use for projects currently under construction..

**GOVERNMENT OF PUERTO RICO**  
**PUERTO RICO DEPARTMENT OF TRANSPORTATION AND PUBLIC WORKS**  
**PUERTO RICO HIGHWAY AND TRANSPORTATION AUTHORITY**  
**STATEWIDE TRANSPORTATION IMPROVEMENT PROGRAM**  
**FISCAL YEARS 2019 - 2022**  
**ADMINISTRATIVE MODIFICATION #1**

**Legend:**  
 F - Federal Funds  
 TC - Toll Credits Funds  
 S - State/Local Funds  
 T - Total Funds

Núm.	AC-Code / Oracle # / Fed # / Program Code	Description	Town	Phase	Fed. Past Obligations / Locally Funded					Future Investment	Total Est. Cost	Remarks	
						2019	2020	2021	2022				
33	AC-800552 ZP-10, ZP-20, ZP-30	Systematic Bridges Preservation Program (2021)	Islandwide	NEPA	F	-	-	-	-	-	-	-	
					TC	-	-	-	-	-	-	-	
					S	-	-	-	-	-	-	-	
				T	-	-	-	-	-	-	-		
				Pre-Engineering	F	-	-	-	-	-	-	-	-
					TC	-	-	-	-	-	-	-	-
					S	-	-	-	-	-	-	-	-
				T	-	-	-	-	-	-	-	-	
				Design	F	-	-	-	-	-	-	-	-
					TC	-	-	-	-	-	-	-	-
					S	-	-	-	-	-	-	-	-
				T	-	-	-	-	-	-	-	-	
				ROW	F	-	-	-	-	-	-	-	-
					TC	-	-	-	-	-	-	-	-
					S	-	-	-	-	-	-	-	-
T	-	-	-	-	-	-	-	-					
Construction	F	-	-	-	7,297,792	-	-	-	7,297,792	Please See Appendix A for Project List			
	TC	-	-	-	1,824,448	-	-	-	1,824,448				
	S	-	-	-	-	-	-	-	-				
T	-	-	-	-	9,122,240	-	-	-	9,122,240				
						-	-	-	9,122,240	-	9,122,240		
34	AC-800553 ZP-10, ZP-20, ZP-30	Systematic Bridges Preservation Program (2022)	Islandwide	NEPA	F	-	-	-	-	-	-	-	
					TC	-	-	-	-	-	-	-	
					S	-	-	-	-	-	-	-	
				T	-	-	-	-	-	-	-		
				Pre-Engineering	F	-	-	-	-	-	-	-	-
					TC	-	-	-	-	-	-	-	-
					S	-	-	-	-	-	-	-	-
				T	-	-	-	-	-	-	-	-	
				Design	F	-	-	-	-	-	-	-	-
					TC	-	-	-	-	-	-	-	-
					S	-	-	-	-	-	-	-	-
				T	-	-	-	-	-	-	-	-	
				ROW	F	-	-	-	-	-	-	-	-
					TC	-	-	-	-	-	-	-	-
					S	-	-	-	-	-	-	-	-
T	-	-	-	-	-	-	-	-					
Construction	F	-	-	-	-	-	1,326,776	-	1,326,776	Please See Appendix A for Project List			
	TC	-	-	-	-	-	331,694	-	331,694				
	S	-	-	-	-	-	-	-	-				
T	-	-	-	-	-	-	1,658,470	-	1,658,470				
						-	-	-	1,658,470	-	1,658,470		

\*Fund Reconciliation for each project can be found on pages FHWA-3 thru FHWA-6  
 \*\*Retroactive TC will be use for projects currently under construction..

**GOVERNMENT OF PUERTO RICO**  
**PUERTO RICO DEPARTMENT OF TRANSPORTATION AND PUBLIC WORKS**  
**PUERTO RICO HIGHWAY AND TRANSPORTATION AUTHORITY**  
**STATEWIDE TRANSPORTATION IMPROVEMENT PROGRAM**  
**FISCAL YEARS 2019 - 2022**  
**ADMINISTRATIVE MODIFICATION #1**

**Legend:**  
 F - Federal Funds  
 TC - Toll Credits Funds  
 S - State/Local Funds  
 T - Total Funds

Núm.	AC-Code / Oracle # / Fed # / Program Code	Description	Town	Phase	Fed. Past Obligations / Locally Funded	2019	2020	2021	2022	Future Investment	Total Est. Cost	Remarks			
35	AC-992480 ZP-20	Bridge Inventory System NBIS 35	Islandwide	NEPA	F	-	-	-	-	-	-	-			
					TC	-	-	-	-	-	-				
					S	-	-	-	-	-	-				
					<b>T</b>										
				Pre-Engineering	F	-	-	-	-	-	-	-	-	-	-
					TC	-	-	-	-	-	-	-	-	-	
					S	-	-	-	-	-	-	-	-	-	
					<b>T</b>										
				Design	F	-	1,520,000	-	-	-	-	-	-	1,520,000	
					TC	-	380,000	-	-	-	-	-	-	380,000	
					S	-	100,000	-	-	-	-	-	-	100,000	
					<b>T</b>		<b>2,000,000</b>							<b>2,000,000</b>	
				ROW	F	-	-	-	-	-	-	-	-	-	
					TC	-	-	-	-	-	-	-	-	-	
					S	-	-	-	-	-	-	-	-	-	
	<b>T</b>														
Construction	F	-	-	-	-	-	-	-	-	-					
	TC	-	-	-	-	-	-	-	-	-					
	S	-	-	-	-	-	-	-	-	-					
	<b>T</b>														
						<b>2,000,000</b>	<b>-</b>	<b>-</b>	<b>-</b>	<b>-</b>	<b>2,000,000</b>				
36	AC-992481 ZP-20	Bridge Inventory System NBIS 36	Islandwide	NEPA	F	-	-	-	-	-	-	-			
					TC	-	-	-	-	-	-				
					S	-	-	-	-	-	-				
					<b>T</b>										
				Pre-Engineering	F	-	-	-	-	-	-	-	-	-	
					TC	-	-	-	-	-	-	-	-	-	
					S	-	-	-	-	-	-	-	-	-	
					<b>T</b>										
				Design	F	-	-	984,973	-	-	-	-	-	984,973	
					TC	-	-	246,243	-	-	-	-	-	246,243	
					S	-	-	64,801	-	-	-	-	-	64,801	
					<b>T</b>			<b>1,296,017</b>						<b>1,296,017</b>	
				ROW	F	-	-	-	-	-	-	-	-	-	
					TC	-	-	-	-	-	-	-	-	-	
					S	-	-	-	-	-	-	-	-	-	
	<b>T</b>														
Construction	F	-	-	-	-	-	-	-	-	-					
	TC	-	-	-	-	-	-	-	-	-					
	S	-	-	-	-	-	-	-	-	-					
	<b>T</b>														
<b>Total Estimated Project Cost</b>						<b>-</b>	<b>-</b>	<b>1,296,017</b>	<b>-</b>	<b>-</b>	<b>1,296,017</b>				

\*Fund Reconciliation for each project can be found on pages FHWA-3 thru FHWA-6  
 \*\*Retroactive TC will be use for projects currently under construction..



GOVERNMENT OF PUERTO RICO  
 PUERTO RICO DEPARTMENT OF TRANSPORTATION AND PUBLIC WORKS  
 PUERTO RICO HIGHWAY AND TRANSPORTATION AUTHORITY  
 STATEWIDE TRANSPORTATION IMPROVEMENT PROGRAM  
 FISCAL YEARS 2019 - 2022  
 ADMINISTRATIVE MODIFICATION #1

Legend:  
 F - Federal Funds  
 TC - Toll Credits Funds  
 S - State /Local Funds  
 T - Total Funds

Núm.	AC-Code / Oracle # / Fed # / Program Code	Description	Town	Phase	Fed. Past Obligations / Locally Funded					Future Investment	Total Est. Cost	Remarks
						2019	2020	2021	2022			
39	AC-990153 L009900153  ZP-10, ZP-20, ZP-30	Intelligent Transportation System (ITS) (2019)	Islandwide	NEPA	F	-	-	-	-	-	-	-
					TC	-	-	-	-	-	-	
					S	-	-	-	-	-	-	
					T	-	-	-	-	-	-	
				Pre-Engineering	F	-	-	-	-	-	-	
					TC	-	-	-	-	-	-	
					S	-	-	-	-	-	-	
					T	-	-	-	-	-	-	
				Design	F	-	-	-	-	-	-	
					TC	-	-	-	-	-	-	
					S	-	-	-	-	-	-	
					T	-	-	-	-	-	-	
				ROW	F	-	-	-	-	-	-	
					TC	-	-	-	-	-	-	
					S	-	-	-	-	-	-	
					T	-	-	-	-	-	-	
Construction	F	-	2,000,000	-	-	-	-					
	TC	-	500,000	-	-	-	-					
	S	-	-	-	-	-	-					
	T	-	2,500,000	-	-	-	2,500,000					
<b>Total Estimated Project Cost</b>						-	2,500,000	-	-	-	2,500,000	Please See Appendix D for Project List
40	AC-990156 L009900156  ZP-10, ZP-20, ZP-30	Intelligent Transportation System (ITS) (2020)	Islandwide	NEPA	F	-	-	-	-	-	-	-
					TC	-	-	-	-	-	-	
					S	-	-	-	-	-	-	
					T	-	-	-	-	-	-	
				Pre-Engineering	F	-	-	-	-	-	-	
					TC	-	-	-	-	-	-	
					S	-	-	-	-	-	-	
					T	-	-	-	-	-	-	
				Design	F	-	-	-	-	-	-	
					TC	-	-	-	-	-	-	
					S	-	-	-	-	-	-	
					T	-	-	-	-	-	-	
				ROW	F	-	-	-	-	-	-	
					TC	-	-	-	-	-	-	
					S	-	-	-	-	-	-	
					T	-	-	-	-	-	-	
Construction	F	-	-	3,200,000	-	-	-					
	TC	-	-	800,000	-	-	-					
	S	-	-	-	-	-	-					
	T	-	-	4,000,000	-	-	4,000,000					
<b>Total Estimated Project Cost</b>						-	4,000,000	-	-	-	4,000,000	Please See Appendix D for Project List

\*Fund Reconciliation for each project can be found on pages FHWA-3 thru FHWA-6  
 \*\*Retroactive TC will be use for projects currently under construction..



**GOVERNMENT OF PUERTO RICO**  
**PUERTO RICO DEPARTMENT OF TRANSPORTATION AND PUBLIC WORKS**  
**PUERTO RICO HIGHWAY AND TRANSPORTATION AUTHORITY**  
**STATEWIDE TRANSPORTATION IMPROVEMENT PROGRAM**  
**FISCAL YEARS 2019 - 2022**  
**ADMINISTRATIVE MODIFICATION #1**

**Legend:**  
 F - Federal Funds  
 TC - Toll Credits Funds  
 S - State/Local Funds  
 T - Total Funds

Núm.	AC-Code / Oracle # / Fed # / Program Code	Description	Town	Phase	Fed. Past Obligations / Locally Funded	2019				2020				2021				2022				Future Investment	Total Est. Cost	Remarks		
						F	TC	S	T	F	TC	S	T	F	TC	S	T	F	TC	S	T					
41	AC-990165 ZP-10, ZP-20, ZP-30	Intelligent Transportation System (ITS) (2021)	Islandwide	NEPA	F	-	-	-	-	-	-	-	-	-	-	-	-	-	-	-	-	-	-	-		
					TC	-	-	-	-	-	-	-	-	-	-	-	-	-	-	-	-	-	-	-	-	-
					S	-	-	-	-	-	-	-	-	-	-	-	-	-	-	-	-	-	-	-	-	-
					T	-	-	-	-	-	-	-	-	-	-	-	-	-	-	-	-	-	-	-	-	-
				Pre-Engineering	F	-	-	-	-	-	-	-	-	-	-	-	-	-	-	-	-	-	-	-	-	-
					TC	-	-	-	-	-	-	-	-	-	-	-	-	-	-	-	-	-	-	-	-	-
					S	-	-	-	-	-	-	-	-	-	-	-	-	-	-	-	-	-	-	-	-	-
					T	-	-	-	-	-	-	-	-	-	-	-	-	-	-	-	-	-	-	-	-	-
				Design	F	-	-	-	-	-	-	-	-	-	-	-	-	-	-	-	-	-	-	-	-	-
					TC	-	-	-	-	-	-	-	-	-	-	-	-	-	-	-	-	-	-	-	-	-
					S	-	-	-	-	-	-	-	-	-	-	-	-	-	-	-	-	-	-	-	-	-
					T	-	-	-	-	-	-	-	-	-	-	-	-	-	-	-	-	-	-	-	-	-
				ROW	F	-	-	-	-	-	-	-	-	-	-	-	-	-	-	-	-	-	-	-	-	-
					TC	-	-	-	-	-	-	-	-	-	-	-	-	-	-	-	-	-	-	-	-	-
					S	-	-	-	-	-	-	-	-	-	-	-	-	-	-	-	-	-	-	-	-	-
					T	-	-	-	-	-	-	-	-	-	-	-	-	-	-	-	-	-	-	-	-	-
Construction	F	-	-	-	-	-	-	-	-	-	-	-	-	-	-	-	-	-	-	-	-	-				
	TC	-	-	-	-	-	-	-	-	-	-	-	-	-	-	-	-	-	-	-	-	-				
	S	-	-	-	-	-	-	-	-	-	-	-	-	-	-	-	-	-	-	-	-	-				
	T	-	-	-	-	-	-	-	-	-	-	-	-	-	-	-	-	-	-	-	-	-				
<b>Total Estimated Project Cost</b>						-	-	-	-	-	-	-	-	-	-	-	-	-	-	-	-	-	-			
42	AC-990166 ZP-10, ZP-20, ZP-30	Intelligent Transportation System (ITS) (2022)	Islandwide	NEPA	F	-	-	-	-	-	-	-	-	-	-	-	-	-	-	-	-	-	-	-		
					TC	-	-	-	-	-	-	-	-	-	-	-	-	-	-	-	-	-	-	-	-	-
					S	-	-	-	-	-	-	-	-	-	-	-	-	-	-	-	-	-	-	-	-	-
					T	-	-	-	-	-	-	-	-	-	-	-	-	-	-	-	-	-	-	-	-	-
				Pre-Engineering	F	-	-	-	-	-	-	-	-	-	-	-	-	-	-	-	-	-	-	-	-	-
					TC	-	-	-	-	-	-	-	-	-	-	-	-	-	-	-	-	-	-	-	-	-
					S	-	-	-	-	-	-	-	-	-	-	-	-	-	-	-	-	-	-	-	-	-
					T	-	-	-	-	-	-	-	-	-	-	-	-	-	-	-	-	-	-	-	-	-
				Design	F	-	-	-	-	-	-	-	-	-	-	-	-	-	-	-	-	-	-	-	-	-
					TC	-	-	-	-	-	-	-	-	-	-	-	-	-	-	-	-	-	-	-	-	-
					S	-	-	-	-	-	-	-	-	-	-	-	-	-	-	-	-	-	-	-	-	-
					T	-	-	-	-	-	-	-	-	-	-	-	-	-	-	-	-	-	-	-	-	-
				ROW	F	-	-	-	-	-	-	-	-	-	-	-	-	-	-	-	-	-	-	-	-	-
					TC	-	-	-	-	-	-	-	-	-	-	-	-	-	-	-	-	-	-	-	-	-
					S	-	-	-	-	-	-	-	-	-	-	-	-	-	-	-	-	-	-	-	-	-
					T	-	-	-	-	-	-	-	-	-	-	-	-	-	-	-	-	-	-	-	-	-
Construction	F	-	-	-	-	-	-	-	-	-	-	-	-	-	-	-	-	-	-	-	-	-				
	TC	-	-	-	-	-	-	-	-	-	-	-	-	-	-	-	-	-	-	-	-	-				
	S	-	-	-	-	-	-	-	-	-	-	-	-	-	-	-	-	-	-	-	-	-				
	T	-	-	-	-	-	-	-	-	-	-	-	-	-	-	-	-	-	-	-	-	-				
<b>Total Estimated Project Cost</b>						-	-	-	-	-	-	-	-	-	-	-	-	-	-	-	-	-	-			
<b>Total Estimated Project Cost</b>						-	-	-	-	-	-	-	-	-	-	-	-	-	-	-	-	-	-	-	-	

\*Fund Reconciliation for each project can be found on pages FHWA-3 thru FHWA-6  
 \*\*Retroactive TC will be use for projects currently under construction..

GOVERNMENT OF PUERTO RICO  
 PUERTO RICO DEPARTMENT OF TRANSPORTATION AND PUBLIC WORKS  
 PUERTO RICO HIGHWAY AND TRANSPORTATION AUTHORITY  
 STATEWIDE TRANSPORTATION IMPROVEMENT PROGRAM  
 FISCAL YEARS 2019 - 2022  
 ADMINISTRATIVE MODIFICATION #1

Legend:  
 F - Federal Funds  
 TC - Toll Credits Funds  
 S - State /Local Funds  
 T - Total Funds

Núm.	AC-Code / Oracle # / Fed # / Program Code	Description	Town	Phase	Fed. Past Obligations / Locally Funded	2019				2020				2021				2022				Future Investment	Total Est. Cost	Remarks	
						F	TC	S	T	F	TC	S	T	F	TC	S	T	F	TC	S	T				
43	AC-800514 L009999514  ZP-10, ZP-20, ZP-30 ZP-40, ZP-50	Highway Safety Improvements 2019	Islandwide	NEPA	F	-	-	-	-	-	-	-	-	-	-	-	-	-	-	-	-	-	Change in Project Name. All previous safety lump sum projects have been grouped into one - Highway Safety Improvements.  Advance Construction Funds of \$20,394,789 may be utilized to advance Lump Sum Project AC-800521 of FY 2020  Please See Appendix B for Project List		
					TC	-	-	-	-	-	-	-	-	-	-	-	-	-	-	-	-	-		-	-
					S	-	-	-	-	-	-	-	-	-	-	-	-	-	-	-	-	-		-	-
				Pre-Engineering	F	-	-	-	-	-	-	-	-	-	-	-	-	-	-	-	-	-		-	-
					TC	-	-	-	-	-	-	-	-	-	-	-	-	-	-	-	-	-		-	-
					S	-	-	-	-	-	-	-	-	-	-	-	-	-	-	-	-	-		-	-
				Design	F	-	-	-	-	-	-	-	-	-	-	-	-	-	-	-	-	-		-	-
					TC	-	-	-	-	-	-	-	-	-	-	-	-	-	-	-	-	-		-	-
					S	-	-	-	-	-	-	-	-	-	-	-	-	-	-	-	-	-		-	-
				ROW	F	-	-	-	-	-	-	-	-	-	-	-	-	-	-	-	-	-		-	-
					TC	-	-	-	-	-	-	-	-	-	-	-	-	-	-	-	-	-		-	-
					S	-	-	-	-	-	-	-	-	-	-	-	-	-	-	-	-	-		-	-
				Construction	F	-	-	-	-	12,425,069	-	-	-	-	-	-	-	-	-	-	-	-		-	-
					TC	-	-	-	-	3,106,267	-	-	-	-	-	-	-	-	-	-	-	-		-	-
					S	-	-	-	-	-	-	-	-	-	-	-	-	-	-	-	-	-		-	-
<b>Total Estimated Project Cost</b>						-	15,531,337	-	-	-	-	-	-	-	-	-	-	-	-	15,531,337					
44	AC-800521 L009999521  ZP-10, ZP-20, ZP-30 ZP-40, ZP-50	Highway Safety Improvements 2020	Islandwide	NEPA	F	-	-	-	-	-	-	-	-	-	-	-	-	-	-	-	-	Change in Project Name. All previous safety lump sum projects have been grouped into one - Highway Safety Improvements.  Advance Construction Funds of \$27,008,666 may be utilized to advance Lump Sum Project AC-800554 of FY 2021  Please See Appendix B for Project List			
					TC	-	-	-	-	-	-	-	-	-	-	-	-	-	-	-	-		-	-	
					S	-	-	-	-	-	-	-	-	-	-	-	-	-	-	-	-		-	-	-
				Pre-Engineering	F	-	-	-	-	-	-	-	-	-	-	-	-	-	-	-	-		-	-	-
					TC	-	-	-	-	-	-	-	-	-	-	-	-	-	-	-	-		-	-	-
					S	-	-	-	-	-	-	-	-	-	-	-	-	-	-	-	-		-	-	-
				Design	F	-	-	-	-	-	-	-	-	-	-	-	-	-	-	-	-		-	-	-
					TC	-	-	-	-	-	-	-	-	-	-	-	-	-	-	-	-		-	-	-
					S	-	-	-	-	-	-	-	-	-	-	-	-	-	-	-	-		-	-	-
				ROW	F	-	-	-	-	-	-	-	-	-	-	-	-	-	-	-	-		-	-	-
					TC	-	-	-	-	-	-	-	-	-	-	-	-	-	-	-	-		-	-	-
					S	-	-	-	-	-	-	-	-	-	-	-	-	-	-	-	-		-	-	-
				Construction	F	-	-	-	-	-	-	16,315,831	-	-	-	-	-	-	-	-	-		-	-	-
					TC	-	-	-	-	-	-	4,078,958	-	-	-	-	-	-	-	-	-		-	-	-
					S	-	-	-	-	-	-	-	-	-	-	-	-	-	-	-	-		-	-	-
<b>Total Estimated Project Cost</b>						-	-	20,394,789	-	-	-	-	-	-	-	-	-	-	-	20,394,789					

\*Fund Reconciliation for each project can be found on pages FHWA-3 thru FHWA-6  
 \*\*Retroactive TC will be use for projects currently under construction..

**GOVERNMENT OF PUERTO RICO**  
**PUERTO RICO DEPARTMENT OF TRANSPORTATION AND PUBLIC WORKS**  
**PUERTO RICO HIGHWAY AND TRANSPORTATION AUTHORITY**  
**STATEWIDE TRANSPORTATION IMPROVEMENT PROGRAM**  
**FISCAL YEARS 2019 - 2022**  
**ADMINISTRATIVE MODIFICATION #1**

**Legend:**  
 F - Federal Funds  
 TC - Toll Credits Funds  
 S - State /Local Funds  
 T - Total Funds

Núm.	AC-Code / Oracle # / Fed # / Program Code	Description	Town	Phase	Fed. Past Obligations / Locally Funded	2019				2020				2021				2022				Future Investment	Total Est. Cost	Remarks		
						F	TC	S	T	F	TC	S	T	F	TC	S	T	F	TC	S	T					
45	AC-800554 ZP-10, ZP-20, ZP-30 ZP-40, ZP-50	Highway Safety Improvements 2021	Islandwide	NEPA	F	-	-	-	-	-	-	-	-	-	-	-	-	-	-	-	-	-	-			
					TC	-	-	-	-	-	-	-	-	-	-	-	-	-	-	-	-	-	-	-	-	
					S	-	-	-	-	-	-	-	-	-	-	-	-	-	-	-	-	-	-	-	-	-
					T	-	-	-	-	-	-	-	-	-	-	-	-	-	-	-	-	-	-	-	-	-
				Pre-Engineering	F	-	-	-	-	-	-	-	-	-	-	-	-	-	-	-	-	-	-	-	-	-
					TC	-	-	-	-	-	-	-	-	-	-	-	-	-	-	-	-	-	-	-	-	-
					S	-	-	-	-	-	-	-	-	-	-	-	-	-	-	-	-	-	-	-	-	-
					T	-	-	-	-	-	-	-	-	-	-	-	-	-	-	-	-	-	-	-	-	-
				Design	F	-	-	-	-	-	-	-	-	-	-	-	-	-	-	-	-	-	-	-	-	-
					TC	-	-	-	-	-	-	-	-	-	-	-	-	-	-	-	-	-	-	-	-	-
					S	-	-	-	-	-	-	-	-	-	-	-	-	-	-	-	-	-	-	-	-	-
					T	-	-	-	-	-	-	-	-	-	-	-	-	-	-	-	-	-	-	-	-	-
				ROW	F	-	-	-	-	-	-	-	-	-	-	-	-	-	-	-	-	-	-	-	-	-
TC	-	-	-		-	-	-	-	-	-	-	-	-	-	-	-	-	-	-	-	-	-				
S	-	-	-		-	-	-	-	-	-	-	-	-	-	-	-	-	-	-	-	-	-				
T	-	-	-		-	-	-	-	-	-	-	-	-	-	-	-	-	-	-	-	-	-				
Construction	F	-	-	-	-	-	-	-	-	-	-	-	-	-	-	-	-	-	-	-	-	-				
	TC	-	-	-	-	-	-	-	-	-	-	-	-	-	-	-	-	-	-	-	-	-				
	S	-	-	-	-	-	-	-	-	-	-	-	-	-	-	-	-	-	-	-	-	-				
	T	-	-	-	-	-	-	-	-	-	-	-	-	-	-	-	-	-	-	-	-	-				
<b>Total Estimated Project Cost</b>						-	-	-	-	-	-	-	-	-	-	-	-	-	-	-	-	-	-			
46	AC-800555 ZP-10, ZP-20, ZP-30 ZP-40, ZP-50	Highway Safety Improvements 2022	Islandwide	NEPA	F	-	-	-	-	-	-	-	-	-	-	-	-	-	-	-	-	-	-			
					TC	-	-	-	-	-	-	-	-	-	-	-	-	-	-	-	-	-	-	-	-	
					S	-	-	-	-	-	-	-	-	-	-	-	-	-	-	-	-	-	-	-	-	-
					T	-	-	-	-	-	-	-	-	-	-	-	-	-	-	-	-	-	-	-	-	-
				Pre-Engineering	F	-	-	-	-	-	-	-	-	-	-	-	-	-	-	-	-	-	-	-	-	-
					TC	-	-	-	-	-	-	-	-	-	-	-	-	-	-	-	-	-	-	-	-	-
					S	-	-	-	-	-	-	-	-	-	-	-	-	-	-	-	-	-	-	-	-	-
					T	-	-	-	-	-	-	-	-	-	-	-	-	-	-	-	-	-	-	-	-	-
				Design	F	-	-	-	-	-	-	-	-	-	-	-	-	-	-	-	-	-	-	-	-	-
					TC	-	-	-	-	-	-	-	-	-	-	-	-	-	-	-	-	-	-	-	-	-
					S	-	-	-	-	-	-	-	-	-	-	-	-	-	-	-	-	-	-	-	-	-
					T	-	-	-	-	-	-	-	-	-	-	-	-	-	-	-	-	-	-	-	-	-
				ROW	F	-	-	-	-	-	-	-	-	-	-	-	-	-	-	-	-	-	-	-	-	-
TC	-	-	-		-	-	-	-	-	-	-	-	-	-	-	-	-	-	-	-	-	-				
S	-	-	-		-	-	-	-	-	-	-	-	-	-	-	-	-	-	-	-	-	-				
T	-	-	-		-	-	-	-	-	-	-	-	-	-	-	-	-	-	-	-	-	-				
Construction	F	-	-	-	-	-	-	-	-	-	-	-	-	-	-	-	-	-	-	-	-	-				
	TC	-	-	-	-	-	-	-	-	-	-	-	-	-	-	-	-	-	-	-	-	-				
	S	-	-	-	-	-	-	-	-	-	-	-	-	-	-	-	-	-	-	-	-	-				
	T	-	-	-	-	-	-	-	-	-	-	-	-	-	-	-	-	-	-	-	-	-				
<b>Total Estimated Project Cost</b>						-	-	-	-	-	-	-	-	-	-	-	-	-	-	-	-	-	-			

\*Fund Reconciliation for each project can be found on pages FHWA-3 thru FHWA-6  
 \*\*Retroactive TC will be use for projects currently under construction..

**GOVERNMENT OF PUERTO RICO**  
**PUERTO RICO DEPARTMENT OF TRANSPORTATION AND PUBLIC WORKS**  
**PUERTO RICO HIGHWAY AND TRANSPORTATION AUTHORITY**  
**STATEWIDE TRANSPORTATION IMPROVEMENT PROGRAM**  
**FISCAL YEARS 2019 - 2022**  
**ADMINISTRATIVE MODIFICATION #1**

**Legend:**  
 F - Federal Funds  
 TC - Toll Credits Funds  
 S - State/Local Funds  
 T - Total Funds

Núm.	AC-Code / Oracle # / Fed # / Program Code	Description	Town	Phase	Fed. Past Obligations / Locally Funded	Fiscal Year				Future Investment	Total Est. Cost	Remarks
						2019	2020	2021	2022			
47	AC-800515 ZP-10, ZP-20, ZP-30 ZP-40, ZP-50	Implementation of Strategic Highway Safety Plan (2019)	Islandwide	NEPA	F	-	-	-	-	-	-	-
					TC	-	-	-	-	-	-	
					S	-	-	-	-	-	-	
					T	-	-	-	-	-	-	
				Pre-Engineering	F	-	-	-	-	-	-	
					TC	-	-	-	-	-	-	
					S	-	-	-	-	-	-	
					T	-	-	-	-	-	-	
				Design	F	-	-	-	-	-	-	
					TC	-	-	-	-	-	-	
					S	-	-	-	-	-	-	
					T	-	-	-	-	-	-	
				ROW	F	-	-	-	-	-	-	
					TC	-	-	-	-	-	-	
					S	-	-	-	-	-	-	
					T	-	-	-	-	-	-	
Construction	F	-	400,000	-	-	-	-					
	TC	-	100,000	-	-	-	-					
	S	-	-	-	-	-	-					
	T	-	500,000	-	-	-	-					
<b>Total Estimated Project Cost</b>					-	500,000	-	-	-	-	500,000	
48	AC-800520 ZP-10, ZP-20, ZP-30 ZP-40, ZP-50	Implementation of Strategic Highway Safety Plan (2020)	Islandwide	NEPA	F	-	-	-	-	-	-	-
					TC	-	-	-	-	-	-	
					S	-	-	-	-	-	-	
					T	-	-	-	-	-	-	
				Pre-Engineering	F	-	-	-	-	-	-	
					TC	-	-	-	-	-	-	
					S	-	-	-	-	-	-	
					T	-	-	-	-	-	-	
				Design	F	-	-	-	-	-	-	
					TC	-	-	-	-	-	-	
					S	-	-	-	-	-	-	
					T	-	-	-	-	-	-	
				ROW	F	-	-	-	-	-	-	
					TC	-	-	-	-	-	-	
					S	-	-	-	-	-	-	
					T	-	-	-	-	-	-	
Construction	F	-	-	400,000	-	-	-					
	TC	-	-	100,000	-	-	-					
	S	-	-	-	-	-	-					
	T	-	-	500,000	-	-	-					
<b>Total Estimated Project Cost</b>					-	-	500,000	-	-	-	500,000	

\*Fund Reconciliation for each project can be found on pages FHWA-3 thru FHWA-6  
 \*\*Retroactive TC will be use for projects currently under construction..

**GOVERNMENT OF PUERTO RICO**  
**PUERTO RICO DEPARTMENT OF TRANSPORTATION AND PUBLIC WORKS**  
**PUERTO RICO HIGHWAY AND TRANSPORTATION AUTHORITY**  
**STATEWIDE TRANSPORTATION IMPROVEMENT PROGRAM**  
**FISCAL YEARS 2019 - 2022**  
**ADMINISTRATIVE MODIFICATION #1**

**Legend:**  
 F - Federal Funds  
 TC - Toll Credits Funds  
 S - State/Local Funds  
 T - Total Funds

Núm.	AC-Code / Oracle # / Fed # / Program Code	Description	Town	Phase	Fed. Past Obligations / Locally Funded	Fiscal Year				Future Investment	Total Est. Cost	Remarks
						2019	2020	2021	2022			
49	AC-800558 ZP-10, ZP-20, ZP-30 ZP-40, ZP-50	Implementation of Strategic Highway Safety Plan (2021)	Islandwide	NEPA	F	-	-	-	-	-	-	-
					TC	-	-	-	-	-	-	
					S	-	-	-	-	-	-	
					T	-	-	-	-	-	-	
				Pre-Engineering	F	-	-	-	-	-	-	
					TC	-	-	-	-	-	-	
					S	-	-	-	-	-	-	
					T	-	-	-	-	-	-	
				Design	F	-	-	-	-	-	-	
					TC	-	-	-	-	-	-	
					S	-	-	-	-	-	-	
					T	-	-	-	-	-	-	
				ROW	F	-	-	-	-	-	-	
					TC	-	-	-	-	-	-	
					S	-	-	-	-	-	-	
					T	-	-	-	-	-	-	
Construction	F	-	-	-	-	-	-					
	TC	-	-	-	380,000	-	-					
	S	-	-	-	95,000	-	-					
	T	-	-	-	25,000	-	-					
<b>Total Estimated Project Cost</b>						-	-	-	500,000	-	-	500,000
50	AC-800559 ZP-10, ZP-20, ZP-30 ZP-40, ZP-50	Implementation of Strategic Highway Safety Plan (2022)	Islandwide	NEPA	F	-	-	-	-	-	-	-
					TC	-	-	-	-	-	-	
					S	-	-	-	-	-	-	
					T	-	-	-	-	-	-	
				Pre-Engineering	F	-	-	-	-	-	-	
					TC	-	-	-	-	-	-	
					S	-	-	-	-	-	-	
					T	-	-	-	-	-	-	
				Design	F	-	-	-	-	-	-	
					TC	-	-	-	-	-	-	
					S	-	-	-	-	-	-	
					T	-	-	-	-	-	-	
				ROW	F	-	-	-	-	-	-	
					TC	-	-	-	-	-	-	
					S	-	-	-	-	-	-	
					T	-	-	-	-	-	-	
Construction	F	-	-	-	-	-	-					
	TC	-	-	-	-	400,000	-					
	S	-	-	-	-	100,000	-					
	T	-	-	-	-	-	-					
<b>Total Estimated Project Cost</b>						-	-	-	500,000	-	-	500,000

\*Fund Reconciliation for each project can be found on pages FHWA-3 thru FHWA-6  
 \*\*Retroactive TC will be use for projects currently under construction..

**GOVERNMENT OF PUERTO RICO**  
**PUERTO RICO DEPARTMENT OF TRANSPORTATION AND PUBLIC WORKS**  
**PUERTO RICO HIGHWAY AND TRANSPORTATION AUTHORITY**  
**STATEWIDE TRANSPORTATION IMPROVEMENT PROGRAM**  
**FISCAL YEARS 2019 - 2022**  
**ADMINISTRATIVE MODIFICATION #1**

**Legend:**  
 F - Federal Funds  
 TC - Toll Credits Funds  
 S - State/Local Funds  
 T - Total Funds

Núm.	AC-Code / Oracle # / Fed # / Program Code	Description	Town	Phase	Fed. Past Obligations / Locally Funded	Fiscal Year				Future Investment	Total Est. Cost	Remarks			
						2019	2020	2021	2022						
51	AC-990154 L009900154  ZP-40, ZP-50	Highway Safety Improvements - Puerto Rico Section 154 and 164 Penalty (HSIP-Eligible Activities) (2019)	Islandwide	NEPA	F	-	-	-	-	-	-	-			
					TC	-	-	-	-	-	-	-			
					S	-	-	-	-	-	-	-			
				T	-	-	-	-	-	-	-	-	-	-	-
				Pre-Engineering	F	-	-	-	-	-	-	-	-	-	-
					TC	-	-	-	-	-	-	-	-	-	-
					S	-	-	-	-	-	-	-	-	-	-
				T	-	-	-	-	-	-	-	-	-	-	-
				Design	F	-	-	-	-	-	-	-	-	-	-
					TC	-	-	-	-	-	-	-	-	-	-
					S	-	-	-	-	-	-	-	-	-	-
				T	-	-	-	-	-	-	-	-	-	-	-
				ROW	F	-	-	-	-	-	-	-	-	-	-
					TC	-	-	-	-	-	-	-	-	-	-
					S	-	-	-	-	-	-	-	-	-	-
T	-	-	-	-	-	-	-	-	-	-	-				
Construction	F	-	3,040,000	-	-	-	-	-	-	3,040,000	-				
	TC	-	760,000	-	-	-	-	-	-	760,000	Please See Appendix B for Project List				
	S	-	-	-	-	-	-	-	-	-	-				
T	-	3,800,000	-	-	-	-	-	-	3,800,000	-	-				
<b>Total Estimated Project Cost</b>						-	3,800,000	-	-	-	3,800,000	-			
52	AC-990157 L009900157  ZP-40, ZP-50	Highway Safety Improvements - Puerto Rico Section 154 and 164 Penalty (HSIP-Eligible Activities) (2020)	Islandwide	NEPA	F	-	-	-	-	-	-	-			
					TC	-	-	-	-	-	-	-	-		
					S	-	-	-	-	-	-	-	-		
				T	-	-	-	-	-	-	-	-	-	-	
				Pre-Engineering	F	-	-	-	-	-	-	-	-	-	-
					TC	-	-	-	-	-	-	-	-	-	-
					S	-	-	-	-	-	-	-	-	-	-
				T	-	-	-	-	-	-	-	-	-	-	-
				Design	F	-	-	-	-	-	-	-	-	-	-
					TC	-	-	-	-	-	-	-	-	-	-
					S	-	-	-	-	-	-	-	-	-	-
				T	-	-	-	-	-	-	-	-	-	-	-
				ROW	F	-	-	-	-	-	-	-	-	-	-
					TC	-	-	-	-	-	-	-	-	-	-
					S	-	-	-	-	-	-	-	-	-	-
T	-	-	-	-	-	-	-	-	-	-	-				
Construction	F	-	-	3,040,000	-	-	-	-	-	3,040,000	-				
	TC	-	-	760,000	-	-	-	-	-	760,000	Please See Appendix B for Project List				
	S	-	-	-	-	-	-	-	-	-	-				
T	-	-	3,800,000	-	-	-	-	-	3,800,000	-	-				
<b>Total Estimated Project Cost</b>						-	3,800,000	-	-	-	3,800,000	-			

\*Fund Reconciliation for each project can be found on pages FHWA-3 thru FHWA-6  
 \*\*Retroactive TC will be use for projects currently under construction..

**GOVERNMENT OF PUERTO RICO**  
**PUERTO RICO DEPARTMENT OF TRANSPORTATION AND PUBLIC WORKS**  
**PUERTO RICO HIGHWAY AND TRANSPORTATION AUTHORITY**  
**STATEWIDE TRANSPORTATION IMPROVEMENT PROGRAM**  
**FISCAL YEARS 2019 - 2022**  
**ADMINISTRATIVE MODIFICATION #1**

**Legend:**  
 F - Federal Funds  
 TC - Toll Credits Funds  
 S - State/Local Funds  
 T - Total Funds

Núm.	AC-Code / Oracle # / Fed # / Program Code	Description	Town	Phase	Fed. Past Obligations / Locally Funded	Fiscal Year				Future Investment	Total Est. Cost	Remarks			
						2019	2020	2021	2022						
53	AC-990168 ZP-40, ZP-50	Highway Safety Improvements - Puerto Rico Section 154 and 164 Penalty (HSIP-Eligible Activities) (2021)	Islandwide	NEPA	F	-	-	-	-	-	-	-			
					TC	-	-	-	-	-	-	-			
					S	-	-	-	-	-	-	-			
				T	-	-	-	-	-	-	-	-	-	-	-
				Pre-Engineering	F	-	-	-	-	-	-	-	-	-	-
					TC	-	-	-	-	-	-	-	-	-	-
					S	-	-	-	-	-	-	-	-	-	-
				T	-	-	-	-	-	-	-	-	-	-	-
				Design	F	-	-	-	-	-	-	-	-	-	-
					TC	-	-	-	-	-	-	-	-	-	-
					S	-	-	-	-	-	-	-	-	-	-
				T	-	-	-	-	-	-	-	-	-	-	-
				ROW	F	-	-	-	-	-	-	-	-	-	-
					TC	-	-	-	-	-	-	-	-	-	-
					S	-	-	-	-	-	-	-	-	-	-
T	-	-	-	-	-	-	-	-	-	-	-				
Construction	F	-	-	-	-	3,040,000	-	-	-	3,040,000	-				
	TC	-	-	-	-	760,000	-	-	-	760,000	Please See Appendix B for Project List				
	S	-	-	-	-	-	-	-	-	-	-				
T	-	-	-	-	-	3,800,000	-	-	-	3,800,000	-				
<b>Total Estimated Project Cost</b>						-	-	-	3,800,000	-	3,800,000	-			
54	AC-990169 ZP-40, ZP-50	Highway Safety Improvements - Puerto Rico Section 154 and 164 Penalty (HSIP-Eligible Activities) (2022)	Islandwide	NEPA	F	-	-	-	-	-	-	-			
					TC	-	-	-	-	-	-	-	-		
					S	-	-	-	-	-	-	-	-		
				T	-	-	-	-	-	-	-	-	-	-	
				Pre-Engineering	F	-	-	-	-	-	-	-	-	-	-
					TC	-	-	-	-	-	-	-	-	-	-
					S	-	-	-	-	-	-	-	-	-	-
				T	-	-	-	-	-	-	-	-	-	-	-
				Design	F	-	-	-	-	-	-	-	-	-	-
					TC	-	-	-	-	-	-	-	-	-	-
					S	-	-	-	-	-	-	-	-	-	-
				T	-	-	-	-	-	-	-	-	-	-	-
				ROW	F	-	-	-	-	-	-	-	-	-	-
					TC	-	-	-	-	-	-	-	-	-	-
					S	-	-	-	-	-	-	-	-	-	-
T	-	-	-	-	-	-	-	-	-	-	-				
Construction	F	-	-	-	-	-	3,040,000	-	-	3,040,000	-				
	TC	-	-	-	-	-	760,000	-	-	760,000	Please See Appendix B for Project List				
	S	-	-	-	-	-	-	-	-	-	-				
T	-	-	-	-	-	-	3,800,000	-	-	3,800,000	-				
<b>Total Estimated Project Cost</b>						-	-	-	3,800,000	-	3,800,000	-			
<b>Islandwide Total</b>						-	83,782,298	91,608,000	123,041,141	135,800,000	-	433,731,438	-		

\*Fund Reconciliation for each project can be found on pages FHWA-3 thru FHWA-6  
 \*\*Retroactive TC will be use for projects currently under construction..

**GOVERNMENT OF PUERTO RICO**  
**PUERTO RICO DEPARTMENT OF TRANSPORTATION AND PUBLIC WORKS**  
**PUERTO RICO HIGHWAY AND TRANSPORTATION AUTHORITY**  
**STATEWIDE TRANSPORTATION IMPROVEMENT PROGRAM**  
**FISCAL YEARS 2019 - 2022**  
**ADMINISTRATIVE MODIFICATION #1**

**Legend:**  
 F - Federal Funds  
 TC - Toll Credits Funds  
 S - State /Local Funds  
 T - Total Funds

Núm.	AC-Code / Oracle # / Fed # / Program Code	Description	Town	Phase	Fed. Past Obligations / Locally Funded	Fiscal Year				Future Investment	Total Est. Cost	Remarks	
						2019	2020	2021	2022				
55	AC-TBD	Toll Credits to be used for Change Orders and Extra Work Orders - Availability of funds provided by the Deobligation of Projects	Islandwide	NEPA	F	-	-	-	-	-	-	-	
					TC	-	500,000	500,000	500,000	500,000	500,000	2,500,000	
					S	-	-	-	-	-	-	-	
					T	-	500,000	500,000	500,000	500,000	500,000	2,500,000	
				Pre-Engineering	F	-	-	-	-	-	-	-	-
					TC	-	500,000	500,000	500,000	500,000	500,000	2,500,000	
					S	-	-	-	-	-	-	-	
					T	-	500,000	500,000	500,000	500,000	500,000	2,500,000	
				Design	F	-	-	-	-	-	-	-	-
					TC	-	500,000	500,000	500,000	500,000	500,000	2,500,000	
					S	-	-	-	-	-	-	-	
					T	-	500,000	500,000	500,000	500,000	500,000	2,500,000	
				ROW	F	-	-	-	-	-	-	-	-
					TC	-	500,000	500,000	500,000	500,000	500,000	2,500,000	
					S	-	-	-	-	-	-	-	
					T	-	500,000	500,000	500,000	500,000	500,000	2,500,000	
				Construction	F	-	-	-	-	-	-	-	-
					TC	-	6,000,000	6,000,000	6,000,000	6,000,000	6,000,000	30,000,000	
					S	-	-	-	-	-	-	-	
					T	-	6,000,000	6,000,000	6,000,000	6,000,000	6,000,000	30,000,000	
<b>Total Estimated Project Cost</b>					-	<b>8,000,000</b>	<b>8,000,000</b>	<b>8,000,000</b>	<b>8,000,000</b>	<b>8,000,000</b>	<b>40,000,000</b>		

**FEDERAL INVESTMENT**

	2019	2020	2021	2022
UA>1,000,000 San Juan	18,698,000	46,192,000	2,000,000	-
Aguadilla	13,550,000	-	7,458,859	-
UA<200,000 UZA	21,280,057	1,500,000	5,300,000	2,000,000
UA<50,000 Rural	489,645	-	-	-
Islandwide	83,782,298	91,608,000	123,041,141	135,800,000
<b>Grand Total</b>	<b>137,799,999</b>	<b>137,800,000</b>	<b>137,800,000</b>	<b>137,800,000</b>

	2019	2020	2021	2022
NEPA	-	-	-	-
Pre-Engineering	6,080,000	6,000,000	6,000,000	6,000,000
Design	2,000,000	1,296,017	1,500,000	3,500,000
ROW	-	4,000,000	300,000	-
Construction	129,719,999	126,503,983	130,000,000	128,300,000
<b>Grand Total</b>	<b>137,799,999</b>	<b>137,800,000</b>	<b>137,800,000</b>	<b>137,800,000</b>

\*Fund Reconciliation for each project can be found on pages FHWA-3 thru FHWA-6  
 \*\*Retroactive TC will be use for projects currently under construction..



GOVERNMENT OF PUERTO RICO  
 PUERTO RICO DEPARTMENT OF TRANSPORTATION AND PUBLIC WORKS  
 PUERTO RICO HIGHWAY AND TRANSPORTATION AUTHORITY  
 STATEWIDE TRANSPORTATION IMPROVEMENT PROGRAM  
 FISCAL YEARS 2019-2022  
 ADMINISTRATIVE MODIFICATION #1  
 ISLANDWIDE EMERGENCY RELIEF PROJECT - HEAVY RAINS OF MARCH 2012

**Legend:**  
 F - Federal Funds  
 TC - Toll Credits Funds  
 S - State /Local Funds  
 T - Total Funds

Núm.	AC-Code / Oracle # / Fed # / Program Code	Description	Town	Phase	Fed. Past Obligations / Locally Funded	STIP Fiscal Year				Future Investment	Total Est. Cost	Remarks
						2019	2020	2021	2022			
<b>ISLANDWIDE EMERGENCY RELIEF PROJECT - HEAVY RAINS OF MARCH 2012</b>												
1	AC-100081 R000010181 ER-10(72) ER-90 / ER-12	Reconstruction of PR-10, kms. 59.4, 60.4, 60.9, 61.1	Utuado	NEPA	F	-	-	-	-	-	-	
					TC	-	-	-	-	-		
					S	-	-	-	-	-		
					T	-	-	-	-	-		
				Pre-Engineering	F	-	-	-	-	-		
					TC	-	-	-	-	-		
					S	-	-	-	-	-		
					T	-	-	-	-	-		
				Design	F	516,730	-	-	-	516,730		
					TC	-	-	-	-	-		
					S	164,080	-	-	-	164,080		
					T	<b>680,810</b>	-	-	-	<b>680,810</b>		
				ROW	F	243,882	-	-	-	243,882		
					TC	60,970	-	-	-	60,970		
					S	-	-	-	-	-		
					T	<b>304,852</b>	-	-	-	<b>304,852</b>		
Construction	F	-	5,617,500	-	-	5,617,500						
	TC	-	-	-	-	-						
	S	-	1,382,500	-	-	1,382,500						
	T	-	<b>7,000,000</b>	-	-	<b>7,000,000</b>						
<b>Total Estimated Project Cost</b>					<b>985,662</b>	<b>7,000,000</b>	-	-	-	-	<b>7,985,662</b>	
2	AC-111131 R000111131 ER-111(29) ER-90 / ER-12	Reconstruction of PR-111, Kms. 56.6 & 56.8	Utuado	NEPA	F	-	-	-	-	-	-	
					TC	-	-	-	-	-		
					S	-	-	-	-	-		
					T	-	-	-	-	-		
				Pre-Engineering	F	163,666	-	-	-	163,666		
					TC	40,917	-	-	-	40,917		
					S	-	-	-	-	-		
					T	<b>204,583</b>	-	-	-	<b>204,583</b>		
				Design	F	-	-	-	-	-		
					TC	-	-	-	-	-		
					S	-	-	-	-	-		
					T	-	-	-	-	-		
				ROW	F	646	-	-	-	646		
					TC	162	-	-	-	162		
					S	-	-	-	-	-		
					T	<b>808</b>	-	-	-	<b>808</b>		
Construction	F	-	1,440,000	-	-	1,440,000						
	TC	-	-	-	-	-						
	S	-	360,000	-	-	360,000						
	T	-	<b>1,800,000</b>	-	-	<b>1,800,000</b>						
<b>Total Estimated Project Cost</b>					<b>205,391</b>	<b>1,800,000</b>	-	-	-	-	<b>2,005,391</b>	

GOVERNMENT OF PUERTO RICO  
 PUERTO RICO DEPARTMENT OF TRANSPORTATION AND PUBLIC WORKS  
 PUERTO RICO HIGHWAY AND TRANSPORTATION AUTHORITY  
 STATEWIDE TRANSPORTATION IMPROVEMENT PROGRAM  
 FISCAL YEARS 2019-2022  
 ADMINISTRATIVE MODIFICATION #1  
 ISLANDWIDE EMERGENCY RELIEF PROJECT - HEAVY RAINS OF MARCH 2012

**Legend:**  
 F - Federal Funds  
 TC - Toll Credits Funds  
 S - State /Local Funds  
 T - Total Funds

Núm.	AC-Code / Oracle # / Fed # / Program Code	Description	Town	Phase	Fed. Past Obligations / Locally Funded	STIP Fiscal Year				Future Investment	Total Est. Cost	Remarks
						2019	2020	2021	2022			
3	AC-111133 R000111133 ER-90	Reconstruction PR-111 kms. 10.8, 5.7, 12.5	Utuado	NEPA	F	-	-	-	-	-	-	-
					TC	-	-	-	-	-	-	
					S	-	-	-	-	-	-	
					T	-	-	-	-	-	-	
				Pre-Engineering	F	-	-	-	-	-	-	-
					TC	-	-	-	-	-	-	
					S	-	-	-	-	-	-	
					T	-	-	-	-	-	-	
				Design	F	-	-	-	-	-	-	
					TC	-	-	-	-	-	-	
					S	-	-	-	-	-	-	
					T	-	-	-	-	-	-	
				ROW	F	-	20,000	-	-	-	-	20,000
					TC	-	-	-	-	-	-	-
					S	-	5,000	-	-	-	-	5,000
					T	-	25,000	-	-	-	-	25,000
Construction	F	-	579,405	-	-	-	-	579,405				
	TC	-	-	-	-	-	-	-				
	S	-	142,595	-	-	-	-	142,595				
	T	-	722,000	-	-	-	-	722,000				
<b>Total Estimated Project Cost</b>					-	<b>747,000</b>	-	-	-	-	<b>747,000</b>	

GOVERNMENT OF PUERTO RICO  
 PUERTO RICO DEPARTMENT OF TRANSPORTATION AND PUBLIC WORKS  
 PUERTO RICO HIGHWAY AND TRANSPORTATION AUTHORITY  
 STATEWIDE TRANSPORTATION IMPROVEMENT PROGRAM  
 FISCAL YEARS 2019-2022  
 ADMINISTRATIVE MODIFICATION #1

**Legend:**  
 F - Federal Funds  
 TC - Toll Credits Funds  
 S - State /Local Funds  
 T - Total Funds

**ISLANDWIDE EMERGENCY RELIEF PROJECTS - STORM OTTO**

Núm.	AC-Code / Oracle # / Fed # / Program Code	Description	Town	Phase	Fed. Past Obligations / Locally Funded	STIP Fiscal Year				Future Investment	Total Est. Cost	Remarks
						2019	2020	2021	2022			
<b>ISLANDWIDE EMERGENCY RELIEF PROJECTS - STORM OTTO</b>												
				NEPA	F - TC - S - T -	- - - -	- - - -	- - - -	- - - -	- - - -	- - - -	
				Pre-Engineering	F - TC - S - T -	- - - -	- - - -	- - - -	- - - -	- - - -	- - - -	
1	AC-065606 R00065606 ER-656(2) ER-80 / ER-12	Reconstruction of PR-656 km. 2.3	Arecibo	Design	F - TC - S - T -	- - - -	- - - -	- - - -	- - - -	- - - -	- - - -	
				ROW	F - TC - S - T -	381,391 - 93,863 475,254	- - - -	- - - -	- - - -	- - - -	381,391 - 93,863 475,254	
				Construction	F - TC - S - T -	72,145 - - 72,145	4,960,000 - 1,240,000 6,200,000	- - - -	- - - -	- - - -	5,032,145 - 1,240,000 6,272,145	
<b>Total Estimated Project Cost</b>						<b>547,399</b>	<b>6,200,000</b>	-	-	-	<b>6,747,399</b>	

GOVERNMENT OF PUERTO RICO  
 PUERTO RICO DEPARTMENT OF TRANSPORTATION AND PUBLIC WORKS  
 PUERTO RICO HIGHWAY AND TRANSPORTATION AUTHORITY  
 STATEWIDE TRANSPORTATION IMPROVEMENT PROGRAM  
 FISCAL YEARS 2019-2022  
 ADMINISTRATIVE MODIFICATION #1  
**EARMARK SECTION 1934**

**Legend:**  
 F - Federal Funds  
 TC - Toll Credits Funds  
 S - State /Local Funds  
 T - Total Funds

AC-Code / Oracle Núm. # / Fed # / Program Code	Description	Town	Phase	Fed. Past Obligations / Locally Funded	STIP Fiscal Year				Future Investment	Total Est. Cost	Remarks		
					2019	2020	2021	2022					
<b>EARMARK SECTION 1934</b>													
1	AC-111135 AC-111136  EARMARK	Aguadilla Moca San Sebastian	NEPA	F	-	-	-	-	-	-	-		
				TC	-	-	-	-	-	-			
				S	-	-	-	-	-	-			
			<b>PREVIOUSLY - Widening of PR-111, from PR-444 to PR-423</b>										
			Pre-Engineering	F	-	-	-	-	-	-	-	-	-
				TC	-	-	-	-	-	-	-	-	-
				S	-	-	-	-	-	-	-	-	-
			Design	F	-	-	-	-	-	-	-	-	-
				TC	-	-	-	-	-	-	-	-	Design will be completed in-house
				S	-	-	-	-	-	-	-	-	-
			ROW	F	-	-	-	-	-	-	-	-	-
				TC	-	-	-	-	-	-	-	-	-
				S	-	-	-	-	-	-	-	-	-
Construction	F	-	10,002,943	-	-	-	-	-	10,002,943	-			
	TC	-	2,500,736	-	-	-	-	-	2,500,736	Please note Project Modification			
	S	-	-	-	-	-	-	-	-	-			
<b>Total Estimated Project Cost</b>					<b>12,503,679</b>	<b>-</b>	<b>-</b>	<b>-</b>	<b>-</b>	<b>12,503,679</b>			
2	AC-800546  EARMARK	Las Piedras	NEPA	F	-	-	-	-	-	-	-		
				TC	-	-	-	-	-	-	-		
				S	-	-	-	-	-	-			
			<b>PREVIOUSLY - Construction of Four lanes Connector PR-9922, From PR-9939 to PR-183</b>										
			Pre-Engineering	F	-	-	-	-	-	-	-	-	-
				TC	-	-	-	-	-	-	-	-	-
				S	-	-	-	-	-	-	-	-	-
			Design	F	-	-	-	-	-	-	-	-	-
				TC	-	-	-	-	-	-	-	-	Design will be completed in-house
				S	-	-	-	-	-	-	-	-	-
			ROW	F	-	-	-	-	-	-	-	-	-
				TC	-	-	-	-	-	-	-	-	-
				S	-	-	-	-	-	-	-	-	-
Construction	F	305,823	1,563,653	-	-	-	-	-	1,869,476	-			
	TC	76,456	390,913	-	-	-	-	-	467,369	Please note Project Modification - Additional Funds will be requested under FY 2019			
	S	-	-	-	-	-	-	-	-	-			
<b>Total Estimated Project Cost</b>					<b>382,279</b>	<b>1,954,566</b>	<b>-</b>	<b>-</b>	<b>-</b>	<b>2,336,845</b>			

GOVERNMENT OF PUERTO RICO  
 PUERTO RICO DEPARTMENT OF TRANSPORTATION AND PUBLIC WORKS  
 PUERTO RICO HIGHWAY AND TRANSPORTATION AUTHORITY  
 STATEWIDE TRANSPORTATION IMPROVEMENT PROGRAM  
 FISCAL YEARS 2019-2022  
 ADMINISTRATIVE MODIFICATION #1  
**EARMARK SECTION 1934**

**Legend:**  
 F - Federal Funds  
 TC - Toll Credits Funds  
 S - State /Local Funds  
 T - Total Funds

Núm.	AC-Code / Oracle # / Fed # / Program Code	Description	Town	Phase	Fed. Past Obligations / Locally Funded	STIP Fiscal Year				Future Investment	Total Est. Cost	Remarks			
						2019	2020	2021	2022						
3	AC-083503 Y000835003 EARMARK 835(1)	<b>PREVIOUSLY</b> - Construction of Bypass and Widening PR-835	Guaynabo	NEPA	F	-	-	-	-	-	-	-			
					TC	-	-	-	-	-	-				
					S	-	-	-	-	-	-				
					T	-	-	-	-	-	-				
				Pre-Engineering	F	-	-	-	-	-	-	-	-	-	-
					TC	-	-	-	-	-	-	-	-	-	-
					S	-	-	-	-	-	-	-	-	-	-
					T	-	-	-	-	-	-	-	-	-	-
				Design	F	-	-	-	-	-	-	-	-	-	-
					TC	-	-	-	-	-	-	-	-	-	Design will be completed in-house
					S	-	-	-	-	-	-	-	-	-	-
					T	-	-	-	-	-	-	-	-	-	-
				ROW	F	-	-	-	-	-	-	-	-	-	-
					TC	-	-	-	-	-	-	-	-	-	-
S	-	-	-		-	-	-	-	-	-	-				
T	-	-	-		-	-	-	-	-	-	-				
Construction	F	-	3,327,603	-	-	-	-	-	-	3,327,603	-				
	TC	-	831,901	-	-	-	-	-	-	831,901	Please note Project Modification				
	S	-	-	-	-	-	-	-	-	-	-				
	T	-	<b>4,159,504</b>	-	-	-	-	-	-	<b>4,159,504</b>	-				
<b>Total Estimated Project Cost</b>						<b>4,159,504</b>	-	-	-	-	<b>4,159,504</b>	-			
4	AC-093001 R000930001 QNH30(18) Q920	<b>PREVIOUSLY</b> - Improvements on the PR-30 between PR-203 in Gurabo to the PR-31 in Juncos.	Gurabo	NEPA	F	-	-	-	-	-	-	-			
					TC	-	-	-	-	-	-	-			
					S	-	-	-	-	-	-	-			
					T	-	-	-	-	-	-	-			
				Pre-Engineering	F	-	-	-	-	-	-	-	-	-	-
					TC	-	-	-	-	-	-	-	-	-	-
					S	-	-	-	-	-	-	-	-	-	-
					T	-	-	-	-	-	-	-	-	-	-
				Design	F	-	-	-	-	-	-	-	-	-	-
					TC	-	-	-	-	-	-	-	-	-	Design will be completed in-house
					S	-	-	-	-	-	-	-	-	-	-
					T	-	-	-	-	-	-	-	-	-	-
				ROW	F	-	-	-	-	-	-	-	-	-	-
					TC	-	-	-	-	-	-	-	-	-	-
S	-	-	-		-	-	-	-	-	-	-				
T	-	-	-		-	-	-	-	-	-	-				
Construction	F	-	2,020,282	-	-	-	-	-	-	2,020,282	-				
	TC	-	505,070	-	-	-	-	-	-	505,070	Please note Project Modification				
	S	-	-	-	-	-	-	-	-	-	-				
	T	-	<b>2,525,352</b>	-	-	-	-	-	-	<b>2,525,352</b>	-				
<b>Total Estimated Project Cost</b>						<b>2,525,352</b>	-	-	-	-	<b>2,525,352</b>	-			

GOVERNMENT OF PUERTO RICO  
 PUERTO RICO DEPARTMENT OF TRANSPORTATION AND PUBLIC WORKS  
 PUERTO RICO HIGHWAY AND TRANSPORTATION AUTHORITY  
 STATEWIDE TRANSPORTATION IMPROVEMENT PROGRAM  
 FISCAL YEARS 2019-2022  
 ADMINISTRATIVE MODIFICATION  
**EARMARK SECTION 1934**

**Legend:**  
 F - Federal Funds  
 TC - Toll Credits Funds  
 S - State /Local Funds  
 T - Total Funds

Núm.	AC-Code / Oracle # / Fed # / Program Code	Description	Town	Phase	Fed. Past Obligations / Locally Funded	STIP Fiscal Year				Future Investment	Total Est. Cost	Remarks			
						2019	2020	2021	2022						
5	AC-017745 EARMARK	PREVIOUSLY - Extension of PR-823 between PR-177 and PR-2	Bayamon	NEPA	F	-	-	-	-	-	-	-			
					TC	-	-	-	-	-	-				
					S	-	-	-	-	-	-				
								<b>T</b>							
				Pre-Engineering	F	-	-	-	-	-	-	-	-	-	-
					TC	-	-	-	-	-	-	-	-	-	-
					S	-	-	-	-	-	-	-	-	-	-
								<b>T</b>							
				Design	F	-	-	-	-	-	-	-	-	-	-
					TC	-	-	-	-	-	-	-	-	-	-
					S	-	-	-	-	-	-	-	-	-	-
								<b>T</b>							Design will be completed in-house
ROW	F	-	-	-	-	-	-	-	-	-	-				
	TC	-	-	-	-	-	-	-	-	-	-				
	S	-	-	-	-	-	-	-	-	-	-				
				<b>T</b>											
Construction	F	46,127	641,873	-	-	-	-	-	-	688,000	-				
	TC	11,532	160,468	-	-	-	-	-	-	172,000	Please note Project Modification / Additional Funds Requested under fiscal year 2019				
	S	-	-	-	-	-	-	-	-	-	-				
	<b>T</b>	<b>57,659</b>	<b>802,341</b>							<b>860,000</b>					
<b>Total Estimated Project Cost</b>					<b>57,659</b>	<b>802,341</b>					<b>860,000</b>				
6	AC-010166 EARMARK	PREVIOUSLY - Recreational Trail	Toa Baja	NEPA	F	-	-	-	-	-	-	-			
					TC	-	-	-	-	-	-	-			
					S	-	-	-	-	-	-	-			
								<b>T</b>							
				Pre-Engineering	F	-	-	-	-	-	-	-	-	-	-
					TC	-	-	-	-	-	-	-	-	-	-
					S	-	-	-	-	-	-	-	-	-	-
								<b>T</b>							
				Design	F	-	-	-	-	-	-	-	-	-	-
					TC	-	-	-	-	-	-	-	-	-	-
					S	-	-	-	-	-	-	-	-	-	-
								<b>T</b>							Design will be completed in-house
ROW	F	-	-	-	-	-	-	-	-	-	-				
	TC	-	-	-	-	-	-	-	-	-	-				
	S	-	-	-	-	-	-	-	-	-	-				
				<b>T</b>											
Construction	F	1,934,400	1,071,307	-	-	-	-	-	-	3,005,707	-				
	TC	483,600	267,827	-	-	-	-	-	-	751,427	Please note Project Modification / Additional Funds Requested under fiscal year 2019				
	S	-	-	-	-	-	-	-	-	-	-				
	<b>T</b>	<b>2,418,000</b>	<b>1,339,134</b>							<b>3,757,134</b>					
<b>Total Estimated Project Cost</b>					<b>2,418,000</b>	<b>1,339,134</b>					<b>3,757,134</b>				

GOVERNMENT OF PUERTO RICO  
 PUERTO RICO DEPARTMENT OF TRANSPORTATION AND PUBLIC WORKS  
 PUERTO RICO HIGHWAY AND TRANSPORTATION AUTHORITY  
 STATEWIDE TRANSPORTATION IMPROVEMENT PROGRAM  
 FISCAL YEARS 2019-2022  
 ADMINISTRATIVE MODIFICATION #1  
**EARMARK SECTION 1934**

**Legend:**  
 F - Federal Funds  
 TC - Toll Credits Funds  
 S - State /Local Funds  
 T - Total Funds

Núm.	AC-Code / Oracle # / Fed # / Program Code	Description	Town	Phase	Fed. Past Obligations / Locally Funded	STIP Fiscal Year				Future Investment	Total Est. Cost	Remarks			
						2019	2020	2021	2022						
7	AC-012331 EARMARK	PREVIOUSLY - Construction of the missing part of PR-10	Utua	NEPA	F	-	-	-	-	-	-	-			
					TC	-	-	-	-	-	-				
					S	-	-	-	-	-	-				
					T	-	-	-	-	-	-				
				Pre-Engineering	F	-	-	-	-	-	-	-	-	-	-
					TC	-	-	-	-	-	-	-	-	-	-
					S	-	-	-	-	-	-	-	-	-	-
					T	-	-	-	-	-	-	-	-	-	-
				Design	F	-	-	-	-	-	-	-	-	-	-
					TC	-	-	-	-	-	-	-	-	-	Design will be completed in-house
					S	-	-	-	-	-	-	-	-	-	-
					T	-	-	-	-	-	-	-	-	-	-
				ROW	F	-	-	-	-	-	-	-	-	-	-
					TC	-	-	-	-	-	-	-	-	-	-
					S	-	-	-	-	-	-	-	-	-	-
T	-	-	-		-	-	-	-	-	-	-				
Construction	F	-	2,300,821	-	-	-	-	-	-	2,300,821	-				
	TC	-	575,205	-	-	-	-	-	-	575,205	Please note Project Modification				
	S	-	-	-	-	-	-	-	-	-	-				
	T	-	2,876,026	-	-	-	-	-	-	2,876,026	-				
<b>Total Estimated Project Cost</b>					-	2,876,026	-	-	-	-	2,876,026				

GOVERNMENT OF PUERTO RICO  
 PUERTO RICO DEPARTMENT OF TRANSPORTATION AND PUBLIC WORKS  
 PUERTO RICO HIGHWAY AND TRANSPORTATION AUTHORITY  
 STATEWIDE TRANSPORTATION IMPROVEMENT PROGRAM  
 FISCAL YEARS 2019-2022  
 ADMINISTRATIVE MODIFICATION #1  
**FEDERAL LANDS AGREEMENT**

**Legend:**  
 F - Federal Funds  
 TC - Toll Credits Funds  
 S - State /Local Funds  
 T - Total Funds

Núm.	AC-Code / Oracle # / Fed # / Program Code	Description	Town	Phase	Fed. Past Obligations / Locally Funded	STIP Fiscal Year				Future Investment	Total Est. Cost	Remarks
						2019	2020	2021	2022			
1	PR ERFO FS 2017-1(1) LC	El Yunque National Forest - Emergency Landslide Repairs	Rio Grande	Construction	F	-	2,000,000	-	-	-	-	2,000,000
					TC	-	-	-	-	-	-	
					S	-	-	-	-	-		
					<b>T</b>		<b>2,000,000</b>				<b>2,000,000</b>	
2	PR ERFO FS 2017-1(2) LC	El Yunque National Forest - Emergency Repairs at PR-930	Rio Grande	Construction	F	-	2,200,000	-	-	-	-	2,200,000
					TC	-	-	-	-	-		
					S	-	-	-	-	-		
					<b>T</b>		<b>2,200,000</b>				<b>2,200,000</b>	
3	PR FEMA 2017-1(10)	PRHTA - FEMA Branch 3 - Contract 1	Islandwide	Construction	F	-	5,000,000	-	-	-	-	5,000,000
					TC	-	-	-	-	-		
					S	-	-	-	-	-		
					<b>T</b>		<b>5,000,000</b>				<b>5,000,000</b>	
4	PR-FEMA 2017-1(12)	PRHTA - FEMA Branch 4 - Contract 2	Islandwide	Construction	F	-	5,000,000	-	-	-	-	5,000,000
					TC	-	-	-	-	-		
					S	-	-	-	-	-		
					<b>T</b>		<b>5,000,000</b>				<b>5,000,000</b>	
5	PR-FEMA 2017-1(14)	PRHTA - FEMA Branch 2 - Contract 3	Islandwide	Construction	F	-	4,000,000	-	-	-	-	4,000,000
					TC	-	-	-	-	-		
					S	-	-	-	-	-		
					<b>T</b>		<b>4,000,000</b>				<b>4,000,000</b>	
6	PR-FEMA 2017-1(16)	PRHTA - FEMA Branch 4 - Contract 3	Islandwide	Construction	F	-	4,000,000	-	-	-	-	4,000,000
					TC	-	-	-	-	-		
					S	-	-	-	-	-		
					<b>T</b>		<b>4,000,000</b>				<b>4,000,000</b>	
7	PR-FEMA 2017-1(8)	PRHTA - FEMA Branch 2 - Contract 1	Islandwide	Construction	F	-	5,000,000	-	-	-	-	5,000,000
					TC	-	-	-	-	-		
					S	-	-	-	-	-		
					<b>T</b>		<b>5,000,000</b>				<b>5,000,000</b>	
8	PR-FLAP LAJAS LCA(1)	Rehabilitate the only Vehicular Entrance to Laguna Cartegana NWR & Replace a section of guardrail	Los Llanos	Design	F	-	125,000	-	-	-	-	125,000
					TC	-	-	-	-	-		
					S	-	-	-	-	-		
					<b>T</b>		<b>125,000</b>				<b>125,000</b>	
9	PR FS ROUTE 10 STORM DAMAGE	El Yunque - Pavement & Drainage Repair 0.5 miles from the intersection with PR-191 to an existing observation	Rio Grande	Design	F	-	1,500,000	-	-	-	-	1,500,000
					TC	-	-	-	-	-		
					S	-	-	-	-	-		
					<b>T</b>		<b>1,500,000</b>				<b>1,500,000</b>	
10	PR FS ROUTE 27 STORM DAMAGE	El Yunque - Landslide and Culvert Repairs starting at the Int. with FS Route 930 to 3.2 miles southeast	Rio Grande	Construction	F	-	130,000	-	-	-	-	130,000
					TC	-	-	-	-	-		
					S	-	-	-	-	-		
					<b>T</b>		<b>130,000</b>				<b>130,000</b>	



GOVERNMENT OF PUERTO RICO  
 PUERTO RICO DEPARTMENT OF TRANSPORTATION AND PUBLIC WORKS  
 PUERTO RICO HIGHWAY AND TRANSPORTATION AUTHORITY  
 STATEWIDE TRANSPORTATION IMPROVEMENT PROGRAM  
 FISCAL YEARS 2019-2022  
 ADMINISTRATIVE MODIFICATION #1  
**FEDERAL LANDS AGREEMENT**

**Legend:**  
 F - Federal Funds  
 TC - Toll Credits Funds  
 S - State /Local Funds  
 T - Total Funds

Núm.	AC-Code / Oracle # / Fed # / Program Code	Description	Town	Phase	Fed. Past Obligations / Locally Funded	STIP Fiscal Year				Future Investment	Total Est. Cost	Remarks
						2019	2020	2021	2022			
11	PR ST FEMA PR (1)	Design of Permanent Repairs in Puerto Rico funded by FEMA	Islandwide	Design	F	-	36,000,000	-	-	-	-	36,000,000
					TC	-	-	-	-	-	-	
					S	-	-	-	-	-	-	
					T	-	-	-	-	-	-	
						<b>36,000,000</b>					<b>36,000,000</b>	
12	RPR ERFO FS 2017-1(3)	El Yunque - Repair storm damage at 43 sites on PR-191 & 3 sites on PR-9938	Rio Grande	Design	F	-	-	1,000,000	-	-	-	1,000,000
					TC	-	-	-	-	-	-	
					S	-	-	-	-	-	-	
					T	-	-	-	-	-	-	
							<b>10,000,000</b>				<b>10,000,000</b>	

Appendix A

BRIDGE PROJECTS - DESIGN					2019		2020		2021		2022	
					ZP-10/20/30	ZP-20/30	ZP-10/20	ZP-20	ZP-10/20/30	ZP-10/20/30	ZP-10/20	ZP-20
					Bridge Rehabilitation and Replacement	Bridge Preservation	Bridge Rehabilitation and Replacement	Bridge Preservation	Bridge Rehabilitation and Replacement	Bridge Preservation	Bridge Rehabilitation and Replacement	Bridge Preservation
Bridge ID*	Road	Km	Municipality	Feature Intersected	Design	Design	Design	Design	Design	Design	Design	
631	PR 200R	0.10	VIEQUES	COFRESI CREEK	\$ 325,000.00							
702	PR 681	2.00	ARECIBO	TIBURONES CHANNEL	\$ 325,000.00							
1133	OFF PR 200	0.01	VIEQUES	CREEK	\$ 325,000.00							
163B	VICTOR ROJAS AVE.	0.10	ARECIBO	GRANDE DE ARECIBO RIVER	\$ 225,000.00							
					\$ 1,200,000.00	\$	\$	\$	\$	\$	\$	

\* Contract Package Bridges with Associated Design Costs

Bridges on Critical Finding Grouping shown above: Design cost associated with Permanent Repair, not with addressing CF Immediate action.

BRIDGE PROJECTS - ROW					2019		2020		2021		2022	
					ZP-10/20/30	ZP-20/30	ZP-10/20	ZP-20	ZP-10/20/30	ZP-10/20/30	ZP-10/20	ZP-20
					Bridge Rehabilitation and Replacement	Bridge Preservation	Bridge Rehabilitation and Replacement	Bridge Preservation	Bridge Rehabilitation and Replacement	Bridge Preservation	Bridge Rehabilitation and Replacement	Bridge Preservation
Bridge ID	Road	Km	Municipality	Feature Intersected	ROW	ROW	ROW	ROW	ROW	ROW	ROW	
105	PR 955	2.00	RIO GRANDE	JUAN GONZALEZ CREEK							\$ 250,000.00	
116	PR 3	53.60	CEIBA	CEIBA CREEK			\$ 200,000.00					
122	PR 3	68.10	NAGUABO	SANTIAGO RIVER	\$ 701,000.00							
158	PR 123	59.30	UTUADO	DEPRESSION			\$ 250,000.00					
176	PR 14	57.25	AIBONITO	HONDA CREEK					\$ 200,000.00			
217	PR 106	2.50	MAYAGUEZ	GANDEL CREEK					\$ 50,000.00			
261	PR 128	32.60	MARICAO	PRIETO RIVER					\$ 50,000.00			
376	PR 167	13.70	BAYAMON	CANCEL CREEK					\$ 100,000.00			
549	PR 825	0.10	NARANJITO	GUADIANA RIVER					\$ 400,000.00			
574	PR 971	17.30	NAGUABO	SANTIAGO RIVER					\$ 50,000.00			
631	PR 200R	0.10	VIEQUES	COFRESI CREEK	\$ 125,000.00							
1096	PR 102	35.40	SAN GERMAN	GUANAJIBO RIVER	\$ 100,000.00							
1133	OFF PR 200	0.01	VIEQUES	CREEK	\$ 125,000.00							
1381	PR 103	3.60	CABO ROJO	CHANNEL					\$ 100,000.00			
1492	OFF PR 110	0.30	MOCA	CREEK					\$ 50,000.00			
1497	PR 826	3.00	NARANJITO	G UADI ANA RIVER					\$ 125,000.00			
1531	PR 141	9.90	JAYUYA	CREEK			\$ 50,000.00					
1657	PR 861	11.00	TOA ALTA	LA PLATA RIVER					\$ 100,000.00			
1711	QUEBRADA CEIBA ST.	0.20	PEñUELAS	GUAYANES RIVER			\$ 50,000.00					
2508	PR 913	1.10	SAN LORENZO	HONDA CREEK					\$ 50,000.00			
					\$ 1,051,000.00	\$ -	\$ 550,000.00	\$ -	\$ 1,275,000.00	\$ -	\$ 250,000.00	

Projects may move between fiscal years based on PS&E readiness and budget availability.

Appendix A

BRIDGE PROJECTS - CONSTRUCTION					2019		2020		2021		2022	
					ZP-10/20/30	ZP-20/30	ZP-10/20	ZP-20	ZP-10/20/30	ZP-10/20/30	ZP-10/20	ZP-20
					Bridge Rehabilitation and Replacement	Bridge Preservation	Bridge Rehabilitation and Replacement	Bridge Preservation	Bridge Rehabilitation and Replacement	Bridge Preservation	Bridge Rehabilitation and Replacement	Bridge Preservation
Bridge ID	Road	Km	Municipality	Feature Intersected	Construction	Construction	Construction	Construction	Construction	Construction	Construction	
105	PR 955	2.00	RIO GRANDE	JUAN GONZALEZ CREEK	\$300,000.00						\$ 1,193,171.00	
116	PR 3	53.60	CEIBA	CEIBA CREEK	\$200,000.00		\$1,750,000.00					
122	PR 3	68.10	NAGUABO	SANTIAGO RIVER			\$5,000,000.00					
145	PR 10	2.95	PONCE	PORTUGUES RIVER							\$ 2,500,000.00	
158	PR 123	59.30	UTUADO	DEPRESSION	\$300,000.00		\$1,250,000.00					
176	PR 14	57.25	AIBONITO	HONDA CREEK	\$300,000.00				\$ 3,234,600.00			
217	PR 106	2.50	MAYAGUEZ	GANDEL CREEK	\$150,000.00						\$ 3,500,000.00	
261	PR 128	32.60	MARICAO	PRIETO RIVER	\$250,000.00				\$ 1,000,000.00			
308	PR 149	4.50	JUANA DIAZ	GUANABANA CREEK	\$300,000.00							
376	PR 167	13.70	BAYAMON	CANCEL CREEK							\$ 800,000.00	
574	PR 971	17.30	NAGUABO	SANTIAGO RIVER	\$100,000.00				\$ 1,000,000.00			
631	PR 200R	0.10	VIEQUES	COFRESI CREEK					\$ 1,500,000.00			
702	PR 681	2.00	ARECIBO	TIBURONES CHANNEL					\$ 2,988,801.84			
867	PR 30 EASTBOUND	22.70	LAS PIEDRAS	HUMACAO RIVER					\$ 1,143,256.42			
881	PR 497	2.70	SAN SEBASTIAN	SONADORA CREEK	\$200,000.00							
931	PR 30 WESTBOUND	22.70	LAS PIEDRAS	HUMACAO RIVER					\$ 1,143,256.42			
953	PR 1 NORTHBOUND	15.40	SAN JUAN	SAN ROBERTO STREET							\$ 1,750,000.00	
954	PR 1 SOUTHBOUND	15.40	SAN JUAN	SAN ROBERTO STREET							\$ 1,750,000.00	
1058	PR 9912	0.10	SAN LORENZO	GRANDE DE LOIZA RIVER	\$250,000.00							
1073	PR 52 NORTHBOUND	95.20	PONCE	PR 506 KM 1.5							\$ 750,000.00	
1082	PR 935	3.80	JUNCOS	LOS CHINOS CREEK	\$200,000.00							
1096	PR 102	35.40	SAN GERMAN	GUANAJIBO RIVER			\$3,500,000.00					
1099	PR 30 EASTBOUND	14.70	JUNCOS	PR 31							\$ 1,500,000.00	
1114	PR 2 EASTBOUND	204.00	GUAYANILLA	GUAYANILLA RIVER, L ROAD					\$ 1,365,021.22			
1123	PR 359	0.30	YAUCO	PR 2	\$80,000.00		\$4,000,000.00					
1133	OFF PR 200	0.01	VIEQUES	CREEK	\$300,000.00				\$ 1,746,326.71			
1141	PR 52 SOUTHBOUND	92.40	JUANA DIAZ	JACAGUAS RIVER							\$ 2,000,000.00	
1192	PR 52 NORTHBOUND	71.40	SANTA ISABEL	PR 543 AND JUEYES RIVER							\$ 2,000,000.00	
1244	PR 30R	26.40	HUMACAO	PR 60					\$ 1,925,347.69			
1248	PR 30R	28.50	HUMACAO	PR 909					\$ 2,623,039.40			

Projects may move between fiscal years based on PS&E readiness and budget availability.

Appendix A

BRIDGE PROJECTS - CONSTRUCTION					2019		2020		2021		2022	
					ZP-10/20/30	ZP-20/30	ZP-10/20	ZP-20	ZP-10/20/30	ZP-10/20/30	ZP-10/20	ZP-20
					Bridge Rehabilitation and Replacement	Bridge Preservation	Bridge Rehabilitation and Replacement	Bridge Preservation	Bridge Rehabilitation and Replacement	Bridge Preservation	Bridge Rehabilitation and Replacement	Bridge Preservation
1316	LOCAL ROAD	0.10	SAN LORENZO	EMAJAGUA RIVER	\$200,000.00							
1343	LOCAL ROAD	0.20	SAN LORENZO	EMAJAGUA RIVER	\$100,000.00							
1381	PR 103	3.60	CABO ROJO	CHANNEL	\$200,000.00				\$ 1,000,000.00			
1427	PR 111	18.30	SAN SEBASTIAN	GUATEMALA RIVER			\$ 235,000.00					
1492	OFF PR 110	0.30	MOCA	CREEK			\$ 200,000.00				\$ 1,000,000.00	
1497	PR 826	3.00	NARANJITO	G UADI ANA RIVER	\$553,417.00				\$ 3,000,990.00			
1531	PR 141	9.90	JAYUYA	CREEK	\$100,000.00		\$ 450,000.00					
1532	PR 175	11.80	TRUJILLO	CREEK	\$125,000.00							
1625	OFF PR 378 KM 3.8	0.10	GUAYANILLA	GUAYANILLA RIVER	\$100,000.00							
1638	VICTOR ROJAS AVE.	0.10	ARECIBO	GRANDE DE ARECIBO RIVER					\$ 2,553,338.00			
1657	PR 861	11.00	TOA ALTA	LA PLATA RIVER	\$100,000.00				\$ 3,000,000.00			
1665	PR 2	189.30	GUANICA	CRISTAL CREEK					\$ 347,118.30			
1695	PR 123	55.10	UTUADO	GRANDE DE ARECIBO RIVER			\$ 15,000.00					
1711	QUEBRADA CEIBA ST.	0.20	PEÑUELAS	GUAYANES RIVER			\$800,000.00					
1883	PR 114	4.00		GUANAJIBO RIVER			\$ 40,000.00					
1932	PR 60	1.70	HORMIGUERO HUMACAO	LOCAL ROAD & MABU CREEK							\$ 9,000,000.00	
1942	PR 52 NORTHBOUND	100.50	PONCE	PR 1							\$ 1,250,000.00	
1956	PR 53 EASTBOUND	90.80	SALINAS	PR 706								\$ 839,537.00
1957	PR 53 WESTBOUND	90.80	SALINAS	PR 706								\$ 818,933.00
2038	PR 52 NORTHBOUND	49.50	SALINAS	PR 714 & LA PALMA CREEK		\$2,100,000.00						
2039	PR 52 SOUTHBOUND	49.50	SALINAS	PR 714 & LA PALMA CREEK		\$2,100,000.00						
2275	PR 26	3.80	SAN JUAN	TAPIA & DEGETAU STREET			\$ 1,000,000.00					
2276	PR 26	4.30	SAN JUAN	PROVIDENCIA STREET			\$ 800,000.00					
2315	PR 53	66.50	PATILLAS	GRANDE DE PATILLAS RIVER					\$ 9,122,240.00			
2385	PR 53 SOUTHBOUND	33.40	HUMACAO	DIRT ROAD			\$ 225,000.00					
2386	PR 53 NORTHBOUND	33.40	HUMACAO	DIRT ROAD			\$ 205,000.00					
2389	PR 53 SOUTHBOUND	30.00	HUMACAO	PR 925			\$ 210,000.00					

Projects may move between fiscal years based on PS&E readiness and budget availability.

Appendix A

BRIDGE PROJECTS - CONSTRUCTION					2019		2020		2021		2022	
					ZP-10/20/30	ZP-20/30	ZP-10/20	ZP-20	ZP-10/20/30	ZP-10/20/30	ZP-10/20	ZP-20
					Bridge Rehabilitation and Replacement	Bridge Preservation	Bridge Rehabilitation and Replacement	Bridge Preservation	Bridge Rehabilitation and Replacement	Bridge Preservation	Bridge Rehabilitation and Replacement	Bridge Preservation
2390	PR 53 NORTHBOUND	30.00	HUMACAO	PR 925				\$ 210,000.00				
2402	PR 53 SOUTHBOUND	35.90	HUMACAO	CHANNEL				\$ 160,000.00				
2403	PR 53 NORTHBOUND	35.90	HUMACAO	CHANNEL				\$ 160,000.00				
2472	PR 2	197.30	YAUCO	BERRENCHIN CREEK				\$ 160,000.00				
2479	PR 174	14.00	BAYAMON	SONADORA CREEK	\$175,000.00							
2499	OFF PR 156	0.10	AGUAS BUENAS	NARAJOS CREEK			\$8,960.00					
2500	PR 165R	0.10	DORADO	LA PLATA RIVER			\$332,000.00					
2508	PR 913	1.10	SAN LORENZO	HONDA CREEK	\$175,000.00						\$ 1,500,000.00	
2511	PR 9916	0.02	SAN LORENZO	UNKNOWN CREEK	\$175,000.00							
2574	OFF PR 428	0.05	MARICAO	PRIETO RIVER	\$450,000.00							
2578	OFF PR182@14.2	0.01	YABUCOA	GUAYANES RIVER	\$125,000.00							
2592	RAMP PR 2 TO PR 22	4.30	SAN JUAN	RAMP PR 22 TO PR 2				\$ 125,000.00				
2633	OFF PR 750@KM0.4	0.04	MAUNABO	WATERWAY			\$20,000.00					
2637	RAMP PR 25 TO PR 1	7.70	SAN JUAN	PR 35				\$ 125,000.00				
2640	PR 1	7.40	SAN JUAN	SAGRADO CORAZON ST.				\$ 125,000.00				
2651	PR 34	1.20	CAGUAS	PR 52				\$ 250,000.00				
2678	OFF PR 361 AT 4.4	0.80	SAN GERMAN	CAIN RIVER			\$15,000.00					
2697	OFF PR 852	0.60	TRUJILLO	UNKNOWN CREEK	\$175,000.00							
2735	PR 156	59.30	AGUAS BUENAS	CAGUITAS RIVER				\$ 100,000.00				
2748	LOCAL ROAD	0.30	CAYEY	MATON RIVER	\$175,000.00							
2764	URBAN LOCAL ROAD	0.15	CAGUAS	CAGUITAS RIVER			\$150,000.00	\$ -				
2793	PR-25	3.40	SAN JUAN	SAN ANTONIO CHANNEL				\$ 450,000.00				
2877	PR-2	162.85		PR-319				\$ 760,000.00				
2899	PR 2	173.65	HORMIGUERO	HOSP CONCEPSION ACCESS				\$ 200,000.00				
2924	PR-10	52.13	UTUADO	UNNAMED CREEK				\$ 500,000.00				
2925	PR-10	51.20	UTUADO	DIRT ROAD				\$ 500,000.00				
2940	Off PR-511 Km.12.7	11.30	PONCE	Inabon River	\$175,000.00							
2962	PR 372	16.50	YAUCO	DUEY RIVER			\$174,040.00					
CFBridges												
					\$6,037,455.00	\$4,200,000.00	\$17,204,040.00	\$6,500,000.00	\$29,575,138.00	\$9,122,240.00	\$30,497,215.00	\$1,658,470.00

Projects may move between fiscal years based on PS&E readiness and budget availability.

**Additional Bridge Construction Projects to be worked for all Bridge Programs<sup>1</sup>**

Line Number	Bridge ID2	Preliminary Construction Cost Estimate	Road	km	Municipality	Intersected	Location
1	121-T	\$ 4,940,000.00	PR 3	61.5	NAGUABO	PALMAS CREEK	5 KM EAST OF NAGUABO
2	143-T	\$ 2,716,250.00	PR 123	0.2	PONCE	TIDAL WATERS CHANNEL	0.8 KM S INT PR10 & P
3	172	\$ 509,103.20	PR 14	23.85	COAMO	DESCALABRADO RIVER	7.6 KM SOUTHWEST OF COAMO
4	284	\$ 750,000.00	PR 139	22.8	PONCE	DEPRESSION	1.2 KM S INT PR 143
5	285	\$ 500,000.00	PR 139	23.8	PONCE	DEPRESSION	16 KM NORTH OF PONCE
6	321	\$ 1,236,697.29	PR 6685	9.70	CIALES	GRANDE DE MANATI RIVER	3 KM NORTH OF CIALES
7	358-T	\$ 390,000.00	PR 162	5.5	BARRANQUITAS	USABON RIVER	4 KM SOUTH BARRANQUITAS
8	382	\$ 57,500.00	PR 7731	0.85	CAYEY	LA PLATA RIVER	2.6 KM NORTH OF CAYEY
9	399	\$ 281,250.00	PR 176	6.5	SAN JUAN	LAS CUR&#205;AS CREEK	7 KM S E OF GUAYNABO
10	443	\$ 625,000.00	PR 951	4.9	LOIZA	ZEQUEIRA CHANNEL	3 KM SOUTH WEST OF LOIZA
11	494	\$ 675,000.00	PR 524	4	ADJUNTAS	PELLEJAS RIVER	4.8 KM NORTH OF ADJUNTAS
12	511-T	\$ 887,500.00	PR 647	8.2	VEGA ALTA	CIBUCO RIVER	3.5 KM S W OF VEGA ALTA
13	534	\$ 913,325.00	PR 765	3.95	CAGUAS	TURABO RIVER	5 KM SOUTH OF CAGUAS
14	548-T	\$ 287,500.00	RURAL LOCAL ROAD	2.4	GUAYANILLA	YAUCO RIVER	5 KM S W OF GUAYANILLA
15	612-T	\$ 890,000.00	PR 536	6.5	SANTA ISABEL	DESCALABRADO RIVER	10 KM S E OF JUANA DIAZ
16	738	\$ 303,187.50	PR 901	4.10	YABUCOA	LAJA CREEK	4 KM EAST OF YABUCOA
17	780	\$ 147,875.00	PR 143	36.00	ORCOVIS	MATRULLAS RIVER	7.5 KM NORTH OF VILLALBA
18	851	\$ 827,750.00	PR 765	1.10	CAGUAS	BEATRIZ CREEK	5 KM SOUTH OF CAGUAS
19	879	\$ 1,253,175.00	PR 111	1.55	UTUADO	UTUADO CREEK	BY PASS TO UTUADO TOWN
20	879	\$ 298,750.00	PR 111	1.55	UTUADO	UTUADO CREEK	BY PASS TO UTUADO TOWN
21	931	\$ 350,000.00	PR 30 WESTBOUND	22.7	LAS PIEDRAS	HUMACAO RIVER	1.2 KM S.W. LAS PIEDRAS
22	1016	\$ 15,122,362.50	PR 18	3.30	SAN JUAN	PR 23 (ROOSEVELT AV.)	AT INT PR 18 AND PR 23
23	1085	\$ 1,177,500.00	PR 163 WESTBOUND	1.3	PONCE	PORTUGUES RIVER	IN PONCE EAST INT PR 10
24	1086	\$ 2,824,593.75	PR 163 EASTBOUND	1.30	PONCE	PORTUGUES RIVER	IN PONCE EAST INT PR 10
25	1086	\$ 1,177,500.00	PR 163 EASTBOUND	1.3	PONCE	PORTUGUES RIVER	IN PONCE EAST INT PR 10
26	1124-T	\$ 1,230,000.00	PR 890	0.04	BAYAMON	HONDO RIVER	1 KM NORTH OF BAYAMON
27	1130	\$ 1,642,856.25	PR 145	1.00	CIALES	GRANDE DE MANATI RIVER	REST RANCHO DESAH CIALES
28	1142	\$ 747,862.50	PR 418	0.50	AGUADILLA	CULEBRINAS RIVER	0.5 KM WEST OF AGUADILLA
29	1250	\$ 3,555,000.00	PR 52 NORTHBOUND	0.8	SAN JUAN	PR 177	2.1 MI S W OF RIO PIEDRAS
30	1251	\$ 4,247,500.00	PR 52 SOUTHBOUND	1	SAN JUAN	PR 177	2.1 MI S W OF RIO PIEDRAS
31	1361	\$ 530,000.00	PR 535	5.9	JUANA DIAZ	DESCALABRADO RIVER	7 KM S E OF JUANA DIAZ
32	1373	\$ 1,375,000.00	PR 132	25	PONCE	CAÑAS RIVER	2 KM WEST OF PONCE
33	1465	\$ 625,000.00	PR 150	0.20	VILLALBA	JACAGUAS RIVER	0.2 KM S W OF VILLALBA
34	1621-T	\$ 2,623,750.00	PR 187	0.1	RIO GRANDE	LA VEGA CREEK	0.1 KM NORTH RIO GRANDE
35	1730	\$ 523,556.25	LOCAL ROAD	0.30	COAMO	DESCALABRADO RIVER	OFF PR 150
36	1730	\$ 431,250.00	LOCAL ROAD	0.3	COAMO	DESCALABRADO RIVER	OFF PR 150
37	1825	\$ 11,066,250.00	PR 187	17.1	LOIZA	GRANDE DE LOIZA RIVER	1 KM WEST OF LOIZA
38	2012	\$ 11,152,050.00	PR 18	4.70	SAN JUAN	CHARDON STREET	AT EAST PLAZA LAS AMERICA
39	2294	\$ 420,000.00	PR 5556	0.50	COAMO	CUYON RIVER	1 KM EAST OF COAMO
40	2458	\$ 7,846,250.00	PR 26	9	CAROLINA	LOS ANGELES AVENUE	3.7 KMS OF CAROLINA
41	2507-T	\$ 450,000.00	OFF PR 636	0.01	ARECIBO	TANAMA RIVER	320 MTS OFF PR 636
42	2516	\$ 1,282,500.00	PR 204	0.99	LAS PIEDRAS	PR 30	2.5KM WEST OF LAS PIEDRAS
43	2572	\$ 528,500.00	OFF PR 372@km 2.5	1	YAUCO	DUEY RIVER	3KM.NORTH OF YAUCO
44	2748	\$ 1,342,250.00	LOCAL ROAD	0.30	CAYEY	MATON RIVER	4KM NORTH WEST CAYEY

- 1) These projects are based on the priorities and inspection reports available on July 2016. The final list of project and their order of execution and bidding may varies.
- 2) Bridge Number followed with letter "T" have a temporary bridge installed (Example "999-T")
- 3) Preliminary estimate based on deck area and typical construction unit cost for the expected scope.

**SAFETY PROJECTS**

<b>2019</b>		
<b>DESCRIPTION</b>	<b>MUNICIPALITY</b>	<b>COST ESTIMATE</b>
Geometric Improvements PR-3 Intersection with UPR Hospital	Carolina	\$ 700,000.00
Highway Safety Improvements of PR-115 from km. 0.00 to km. 10.84	Añasco - Rincón	\$ 5,869,157.00
Highway Safety Improvements of PR-116 from km 3.0 to km 14.0	Lajas	\$ 4,235,951.85
Highway Safety Improvements of PR-152 from km 11.5 to km 13.65	Naranjito	\$ 868,579.80
Highway Safety Improvements of PR-167 from km. 0.0 to km. 9.0	Comerio - Barranquitas	\$ 3,097,450.00
Geometric Improvements of PR-29 Interchange with PR-168 and PR-167	Bayamón	\$ 769,410.89
Highway Safety Improvements of PR-52 from km 52.3 to 55.3	Salinas	\$ 3,790,787.09
<b>TOTAL</b>		<b>\$ 19,331,336.63</b>

<b>2020</b>		
<b>DESCRIPTION</b>	<b>MUNICIPALITY</b>	<b>COST ESTIMATE</b>
Highway Safety Improvements of PR-176 from Km. 0.0 to Km. 4.0	San Juan	\$ 4,203,927.00
Highway Safety Improvements of PR-183 from km 1.2 to km 10.0	Caguas - San Lorenzo	\$ 7,000,000.00
Highway Safety Improvements of PR-203 from km 0.0 to km 7.1	Gurabo - San Lorenzo	\$ 8,800,000.00
Highway Safety Improvements of PR-8 from km. 0.00 to km. 4.6	San Juan	\$ 4,190,862.00
<b>TOTAL</b>		<b>\$ 24,194,789.00</b>

<b>2021</b>		
<b>DESCRIPTION</b>	<b>MUNICIPALITY</b>	<b>COST ESTIMATE</b>
Highway Safety Improvements of PR-101 from km. 0 to km 10, San German and Lajas	San German-Lajas	\$ 5,278,666.00
Highway Safety Improvements of PR-137 from Km 0 to Km 9.0 Vega Baja and Morovis (safety)	Vega Baja-Morovis	\$ 9,450,000.00
Highway Safety Improvements of PR-3 from Km 14.4 to Km 18.8 (Safety), Carolina to Río Grande	Carolina - Río Grande	\$ 11,880,000.00
Highway Safety Improvements of PR-385 from Km 0 to Km 5.6, Yauco (Safety)	Yauco	\$ 2,100,000.00
Highway Safety Improvement of PR-6 from Km 0 to Km 2 (safety), Bayamón	Bayamon	\$ 2,100,000.00
<b>TOTAL</b>		<b>\$ 30,808,666.00</b>

<b>2022</b>		
<b>DESCRIPTION</b>	<b>MUNICIPALITY</b>	<b>COST ESTIMATE</b>
Safety Improvements at PR-101 from Km 10 to Km 20, Lajas - Cabo Rojo	Lajas-Cabo Rojo	\$ 6,580,000.00
Safety Improvements at PR-165 from Km 30 to Km 38, Cataño - Guaynabo	Cataño-Guaynabo	\$ 10,715,000.00
Safety Improvements at PR-420 from Km 0 to Km 9.4, Moca	Moca	\$ 4,418,000.00
Safety Improvements at PR-782 from Km 0 to Km 10, Cidra	Cidra	\$ 4,700,000.00
Safety Improvements at PR-829 from Km 0 to km 11.1, Bayamón	Bayamon	\$ 5,217,000.00
Safety Improvements at PR-900 from Km 0 to Km 11, Yabucoa	Yabucoa	\$ 5,170,000.00
<b>TOTAL</b>		<b>\$ 36,800,000.00</b>

\*Projects may move between fiscal years based on PS and E readiness and budget availability.

**PAVEMENT PROJECTS**

<b>2019</b>		
<b>DESCRIPTION</b>	<b>MUNICIPALITY</b>	<b>COST ESTIMATE</b>
Pavement Rehabilitation and Reconstruction of PR-2 from km 92.05 to km 95.9	Hatillo - Camuy- Quebradillas	\$ 5,775,174.50
Pavement Rehabilitation and Reconstruction of PR-2 from km 87.87 to km 92.05	Hatillo - Camuy- Quebradillas	\$ 12,991,074.00
Pavement Rehabilitation and Reconstruction of PR-52 from km 95.0 to km 99.0	Ponce	\$ 5,221,225.34
Pavement Rehabilitation and Reconstruction of PR-52 from km. 38.0 to km. 49.00	Cayey	\$ 16,979,070.16
<b>TOTAL</b>		<b>\$ 40,966,544.00</b>
<b>2020</b>		
<b>DESCRIPTION</b>	<b>MUNICIPALITY</b>	<b>COST ESTIMATE</b>
Pavement Reconstruction of PR-2 from Km 145 to Km 152, Mayaguez (Pavement)	Mayaguez	\$ 11,256,000.00
Pavement Rehabilitation and Reconstruction of PR-53 form km. 81.0 to km. 86.862 Fase 1	Guayama - Salinas	\$ 6,778,899.87
Pavement Reconstruction of PR-30 from Km 25 to Km 28, Humacao (pavement)	Humacao	\$ 5,360,000.00
Pavement Reconstruction at PR-1 from Km 15 to Km 21, San Juan, PR (Pavement)	San Juan	\$ 7,972,294.13
<b>TOTAL</b>		<b>\$ 31,367,194.00</b>
<b>2021</b>		
<b>DESCRIPTION</b>	<b>MUNICIPALITY</b>	<b>COST ESTIMATE</b>
Pavement Reconstruction of PR-53 from Km 69 to Km 71, Patillas (Pavement)	Patillas	\$ 4,176,000.00
Pavement Reconstruction at PR-2 from Km 1 to Km 6, Guaynabo, PR (Pavement)	Guaynabo	\$ 10,440,000.00
Pavement Reconstruction at PR-189 from km. 0.0 to km.13.0 (Pavement)	Caguas - Gurabo - Juncos	\$ 4,634,771.98
Pavement Reconstruction at PR-2 from Km 125.5 to Km 125.9, Aguadilla, PR (Pavement)	Aguadilla	\$ 556,800.00
Pavement Reconstruction at PR-25R from Km 0 to Km 4, San Juan, PR (Pavement)	San Juan	\$ 4,872,000.00
Pavement Rehabilitation and Reconstruction of PR-53 from km. 86.863 to km. 94.0 Fase II	Salinas	\$ 12,784,567.02
<b>TOTAL</b>		<b>\$ 37,464,139.00</b>
<b>2022</b>		
<b>DESCRIPTION</b>	<b>MUNICIPALITY</b>	<b>COST ESTIMATE</b>
Pavement Reconstruction of PR-2 from Km 180 to Km 182, Sabana Grande (Pavement)	Sabana Grande	\$ 4,820,000.00
Pavement Reconstruction of PR-2 from Km 187 to Km 195, Guánica (Pavement)	Guanica	\$ 17,572,859.00
Pavement Reconstruction at PR-3 from Km 42.5 to Km 47.6, Luquillo, PR (Pavement)	Luquillo	\$ 11,016,000.00
Pavement Reconstruction of PR-333 from Km 0 to Km 10.1, Guánica (Pavement)	Guanica	\$ 4,545,000.00
Pavement Reconstruction of PR-354 from Km 0 to Km 9.25, Mayaguez (Pavement)	Mayaguez	\$ 4,162,500.00
Pavement Reconstruction of PR-765 from Km 0 to Km 11.1, Caguas (Pavement)	Caguas	\$ 4,995,000.00
Pavement Reconstruction of PR-779 from km 0 to km 10.86, Comerío (Pavement)	Comerio	\$ 4,887,000.00
<b>TOTAL</b>		<b>\$ 51,998,359.00</b>

\*Projects may move between fiscal years based on PS and E readiness and budget availability.



Appendix D

ITS Projects

2019	
DESCRIPTION	COST ESTIMATE
Traveler Information Reporting / TMC Operations	\$ 1,000,000.00
SEGURO	\$ -
ITS Design / Implementation Real time Information/ Rev. Lane Operation	\$ 1,500,000.00
<b>Total</b>	<b>\$ 2,500,000.00</b>

2020	
DESCRIPTION	COST ESTIMATE
Traveler Information Reporting / TMC Operations	\$ 1,000,000.00
SEGURO	\$ 1,500,000.00
ITS Design / Implementation Real time Information/ Rev. Lane Operation	\$ 1,500,000.00
<b>Total</b>	<b>\$ 4,000,000.00</b>

2021	
DESCRIPTION	COST ESTIMATE
Traveler Information Reporting / TMC Operations	\$ 1,300,000.00
SEGURO	\$ 3,000,000.00
ITS Design / Implementation Real time Information/ Rev. Lane Operation	\$ 2,500,000.00
<b>Total</b>	<b>\$ 6,800,000.00</b>

2022	
DESCRIPTION	COST ESTIMATE
Traveler Information Reporting / TMC Operations	\$ 1,350,000.00
SEGURO	\$ 3,000,000.00
ITS Design / Implementation Real time Information/ Rev. Lane Operation	\$ 2,500,000.00
<b>Total</b>	<b>\$ 6,850,000.00</b>

\*Projects may move between fiscal years based on PS and E readiness and budget availability.

Proposed Transportation Projects CDBG-DR		
Project Description	Municipality	Total Requested Amount
Loiza Bypass from PR-188 to PR-187	Loiza	\$ 23,325,000.00
PR-158 Connector, from PR-52 to PR-1 - Phase 1	Cayey	\$ 18,300,000.00
PR-158 Connector, from PR-52 to PR-1 - Phase 2	Cayey	\$ 21,500,000.00
Isabela Connector from PR-472 to PR-112	Isabela	\$ 12,350,000.00
Barranquita South Bypass from PR-156 to PR-759	Barranquitas	\$ 17,500,000.00
Villalba Bypass from PR-151 to PR-150	Villalba	\$ 31,000,000.00
Higuillar Avenue form Efron Avenue / PR-696 to PR-694 / PR-22	Dorado	\$ 4,700,000.00
Widening of PR-545 newar PR-52 to PR-14	Coamo	\$ 6,500,000.00
San Lorenzo Bypass, from PR-183 / PR-181 to PR-745	San Lorenzo	\$ 64,000,000.00
Aguas Buenas North Bypass, from PR-156 East to PR-156 West - Phase 1	Aguas Buenas	\$ 41,750,000.00
Aguas Buenas North Bypass, from PR-156 East to PR-156 West - Phase 2	Aguas Buenas	\$ 47,600,000.00
PR-122 Lajas-San German Connector, from PR-321 to PR-166	Lajas - San German	\$ 19,900,000.00
PR-18N to PR-21E Ramp and Medical Center Connector	San Juan	\$ 25,250,000.00
Cidra Connector, from Industrial Avenue to PR-184 - Phase 1	Cidra	\$ 32,300,000.00
Cidra Connector, from Industrial Avenue to PR-184 - Phase 2	Cidra	\$ 42,100,000.00
Cidra Connector, from Industrial Avenue to PR-184 - Phase 3	Cidra	\$ 47,000,000.00
Relocation of PR-111 from PR-111/PR-451 to PR-111/PR-111R	San Sebastian - Lares	\$ 52,300,000.00
Access Improvements to Aguadilla Airport, from PR-110 to PR-107, Includes Burns Street Connector	Aguadilla	\$ 30,300,000.00
Widening of PR-845 from PR-844 to PR-199, San Juan-Trujillo Alto	San Juan - Trujillo Alto	\$ 30,000,000.00
PR-10 - Phase 1	Adjuntas-Utuado	\$ 48,000,000.00
PR-10 - Phase 2	Adjuntas-Utuado	\$ 48,400,000.00
PR-10 - Phase 3	Adjuntas-Utuado	\$ 58,400,000.00
PR-10 - Phase 4	Adjuntas-Utuado	\$ 41,000,000.00
Extension PR-5, from PR-199 to PR-167	Bayamon	\$ 150,000,000.00
Expressway Conversion of PR-2	Ponce - Mayaguez	\$ 230,000,000.00
Extension PR-22 from PR-22/PR-2 to PR-2/PR-111	Hatillo - Aguadilla	\$ 1,183,000,000.00
Geometric Improvements at Intersections	Bayamon	\$ 8,000,000.00
Peñuelas Bypass	Peñuelas	\$ 11,500,000.00
<b>Total Requested Amount</b>		<b>\$ 2,345,975,000.00</b>

INFRA Grant		
Project Description	Municipality	Total Project Amount
NHS Congestion Relief at PR-17 / PR-17 & PR-18 / PR-22 F - 40,351,643 + S - 94,153,835	San Juan	\$ 134,505,478.00
<b>Total Project Amount</b>		<b>\$ 134,505,478.00</b>

**Available Funding**

There are \$91,451,563.27 available from previous deobligations and funding that was not obligated from fiscal years 2017 and 2018. Of which \$25,267,447.49 will be used to reobligate the deobligated projects. The remaining \$66,184,115.78 (carry over funds) will be used to obligate new projects.

Projects Deobligated in Fiscal Years 2017 and 2018 to be Reobligated during FY's 2019-2022			
AC-Code	Fed No.	Project Description	Amount
AC-TBD		Rehabilitation of Bridge No. 3000 Over La Plata River PR-5, Naranjito - To be divided into three phases. Phase 2 -Supporting Structure Repairs	\$ 4,082,180.11
AC-TBD		Rehabilitation of Bridge No. 3000 Over La Plata River PR-5, Naranjito - To be divided into three phases. Phase 3 - Preliminary Bridge Activities	\$ 6,644,173.30
AC-001521	0015011	Pavement Rehabilitation Highway PR-15, Kilometers: 0.00 to 11.30, Guayama and Cayey	\$ 1,683,090.18
AC-003510	0035001	San Juan Island Traffic Signal System and PR-1 Improvements	\$ 1,002,433.33
AC-010029	0100011	Design and NEPA; Widening of PR-100 From PR-308 to PR-101, Cabo Rojo	\$ 597,905.71
AC-010199	9999191	Traffic Signs and Pavement Markings on School Zones, Toa Alta, Toa Baja, Dorado and Corozal	\$ 51,934.94
AC-010612	0106007	Replacement of Bridge No. 217 Over Gandel Creek, Highway PR-106, Kilometer: 2.52, Mayaguez	\$ 104,725.12
AC-011417	0114003	Right of Way for Project Rehabilitation of Bridge No. 2161, Highway PR-114, Kilometer: 2.20, Mayaguez	\$ 43,299.32
AC-013233	0132014	Improvements of Bridge No. 1373 Over Canas River, Highway PR-132 Kilometer: 25.00, Ponce	\$ 98,446.28
AC-013934	0139018	Rehabilitation of Bridge No. 284 Over Waterway, Highway PR-139, Kilometer: 22.8, Ponce	\$ 62,544.79
AC-014076	0140027	Replacement of Bridge No. 1828, Highway PR-140, Barceloneta (GRS, HfL)	\$ 25,588.06
AC-014514	0145007	Replacement of Bridge No. 1130, Highway PR-145, Ciales	\$ 126,805.59
AC-017242	9999188	TCSP FY 2009 Discretionary Grant for Environmental Phase of Cayey - Cidra Connector	\$ 26,186.82
AC-026118	0026022	Rehabilitation of Bridge No. 2458 (Los Angeles), Highway PR-26, Carolina	\$ 179,051.86
AC-062305	0623001	Rehabilitation of Bridge No. 1199, Highway PR-623, Kilometer: 1.8, Arecibo	\$ 48,993.52
AC-082409	0824003	Right of Way for Project: Improvements to Bridge No. 547, Highway PR-824 Kilometer: 2.80, Galateo Ward, Toa Alta	\$ 6,924.97
AC-086009	9999155	Reconstruction and Pavement Rehabilitation of Highways PR-860, PR-886 and PR-887	\$ 3,380.02
AC-100074	0010058	Highway PR-10, Connector from PR-10 to PR-123, Utuado	\$ 1,949,261.95
AC-200261	0002052	Traffic Signal System Improvements, Highway PR-2, Ponce By Pass, Municipality of Ponce	\$ 144,511.29
AC-200262	0002053	Traffic Signal System Improvements, Highway PR-2, From PR-22 to PR-112, Hatillo to Isabela	\$ -
AC-200282	0002065	Preservation of Bridges No. 941 and 942 Highway PR-2 Over PR-385 Penuelas	\$ 37,003.55
AC-220124	9999238	Northwest Corridor Access Modification, Management Plan and Financial Plan	\$ 560,726.70
AC-300109	0030023	Safety Improvements Highway PR-30, From Km. 8.4 to Km. 21.4, Gurabo, Juncos, Las Piedras	\$ -
AC-301008	0003013	Replacement of Bridge No. 138 Over Guamani River, Guayama	\$ 164,674.42
AC-301127	0003041	Geometric and Safety Improvements, Highway PR-3 Intersection with UPR Hospital, Carolina	\$ 1,793,959.77
AC-301128	0003031	Replacement of Bridge No. 122 Over Santiago River, Highway PR-3, Kilometer: 67.7, Naguabo	\$ 97,594.77
AC-301131	0003045	Naguabo - Humacao Safety Improvements (Including Shore bank Stabilization), Highway PR-3 Kms. 68.4 to 70.0	\$ 49,172.84
AC-301141	0003047	Safety Improvements PR-3, Carolina - Río Grande	\$ 3,606,055.85
AC-800319	0150008	Replacement of Bridge Over Descalabrado River, Highway PR-150, Coamo	\$ 195,930.08
AC-800338	0503004	Landslide Correction and Roadway Reconstruction PR-503 Km. 2.0, Ponce	\$ 282.28
AC-800347	0181020	Landslide Correction, Pvt Repairs, Miscs Works PR-181, 3, 759, 184, 928, 931, 941 & 978, Yabucoa, Maunabo, Patillas, Gurabo, Junco	\$ 22,935.79
AC-800360	9999138	Reconst of Highways PR-155, Kms 10.0, 12.2 & 20.3, PR-151 Kms. 7.1 & 12.9 and PR-157 Km. 3.4, Comerio, Orocovis, Coamo, Villalba	\$ 2,846.31
AC-800377	9999153	Traffic Signs and Pavement Markings, School Zones, Varios Municipalities	\$ 5,504.49
AC-800378	9999146	Pavement Markings and Signing Improvements School Zones, Barceloneta, Florida and Morovis	\$ 54,247.77
AC-800408	9999159	Reconstruction of PR-957 Km. 1.2 Canovanas, PR-185 Km. 11.1 Carolina, PR-186 Km.s 3.5, 6.5 & 11 Canovanas & PR-185 Kms 14 to 18.5	\$ 9,144.83
AC-800478	9999207	Replacement of Bridges No. 631 over Cofresi Creek PR-200R Km. 0.1 and No. 1133 Unknown Creek Progreso St. PR-200, Vieques	\$ 187,278.20
AC-800494	9999225	Traffic Signal Systems Preventive Maintenance and Emergency Repair Services PR-2, Moca to Hormigueros	\$ 1,226,477.51
AC-800496	9999219	Bicycle-Pedestrian Count Technology Pilot Program (Puerto Rico MPO(San Juan))	\$ 11,214.53
AC-991801	9999243	San Lorenzo By Pass From Int. PR-181/PR-183 to Int. PR-181/PR-9912, San Lorenzo	\$ 266,538.24
AC-992904	9929001	Replacement of Bridge No. 1851, Highway PR-9929, San Lorenzo	\$ 94,422.42
<b>Total</b>			<b>\$ 25,267,447.49</b>

Carry Over Funding Projects			
AC Code	Fed No.	Project Description	Amount
AC-001206	0012005	PR-12 Pavement Rehabilitation	\$ 15,731,050.50
AC-005383	0053012	PR-53 from km 0.6 to km 7.9	\$ 9,338,241.22
AC-010272	0102019	Safety Improvements to PR-102 from km 7.8 to km 17.8	\$ 3,020,347.00
AC-011417	0114004	Bridge #2161 over waterway, PR-114 Km 2.2, Mayaguez	\$ 318,490.20
AC-011534		Highway Safety Improvements of PR-115 from km. 10.84 to km. 20.4, Rincón-Aguada	\$ 2,080,659.00
AC-014354	0143035	Bridge #780 over Matrullas River, PR-143 Km 36.0, Orocovis	\$ 249,184.30
AC-014989		Highway Safety Improvements of PR-149 from km 0.00 to 12.80, Manatí-Ciales	\$ 7,726,490.00
AC-091206	0902003	Bridge #2314 over Cayaguas River, off PR-902 km 0.1, San Lorenzo	\$ 539,706.87
AC-200307		Pavement Rehabilitation and Reconstruction of PR-2 from km 95.9 to km 100.06	\$ 7,548,764.00
AC-800533	0052064	DTL - Phase 3 - Unit 4 - PR-52 km 4.7 to 6.4 (sta 123+80 to sta 151+66)	\$ 12,025,754.95
AC-800542		DTL - Phase 4 - Unit 1 - PR-52 / PR-30 Caguas (km 13.96 to 16.63)	\$ 3,875,427.74
AC-991202	9912001	Bridge #1058 over Río Grande de Loiza, PR-9912 Km 0.1, Cyaguas Ward, San Lorenzo	\$ 3,730,000.00
<b>Total</b>			<b>\$ 66,184,115.78</b>

Projects Deobligated in the beginning of Fiscal Year 2019 to be Reobligated During the FY's 2019-2022			
AC Code	Project Number	Project Description	Amount
AC-200263	0002054	Traffic Signal System Improvements, Highway PR-2, Unit # 1	\$ 204,378.65
AC-200267	0002060	Traffic Signals System and Geometric Improvements PR-2, Cantera Ward to Plaza Atenas, Manati	\$ 1,055,371.88
AC-200200	0002073	Design and NEPA for the Construction of Elevated Structure at the Intersection of Highways PR-2 and PR-114. Includes the channelization of Merle and Pulida Creeks and the construction of North-South frontage road in PR-114	\$ 1,128,648.43
AC-301133	0003043	Feasibility Studies for Improvements to PR-3, Rio Grande to Fajardo	\$ 1,217,126.26
AC-100088	0010077	Safety Improvements PR-10, Ponce - Adjuntas, From Kilometer: 0.00 to Kilometer: 29.80	\$ 17,118,943.41
AC-002065	0020008	Safety Improvements Highway PR-20, Kilometers: 0.00 to 10.00, Guaynabo	\$ 18,000,000.00
AC-019143	0031022	Replacement of Bridge No. 194, Over Rio Blanco, PR-31 Kilometer: 8.8, Naguabo	\$ 9,563,765.70
AC-520131	0052044	Traffic Congestion Management Project Dynamic Toll Lanes Phase II, Unit 1, from Sta. 30+80.00 to Sta. 63+00.00 PR-52, Municipality of Caguas	\$ 20,354,531.04
AC-001870	0052045	Congestion Managed Lanes Dynamic Toll Operation Phase 3 Unit 1, Las Americas Expressway PR-18, From Station: 13+40.00 to Station: 20+03.19, San Juan	\$ 9,540,720.00
AC-990133	0052047	RFP for San Juan, Management Operation of Reversible Lane Barrier System	\$ 900,000.00
AC-520133	0052049	Pavement Rehabilitation PR-52, Kilometers: 66.00 to 71.60, Salinas and Santa Isabel	\$ 17,857,565.00
AC-520140	0052050	Pavement Rehabilitation PR-52, Kilometers: 71.60 to 77.00, Santa Isabel and Salinas	\$ 17,231,966.40
AC-520138	0052051	Safety Improvements PR-52, Kilometers 49.0 to 52.30, Salinas	\$ 4,221,915.50
AC-520137	0052052	Safety Improvements PR-52, Kilometers: 55.30 to 61.00	\$ 5,242,764.90
AC-005380	0053009	Geometrical and Safety Improvements PR-53, Toll Plazas at Kilometers: 28.3 and 34.8; and PR-903 within PR-3 and PR-906, Humacao	\$ 197,677.66
AC-006639	0066001	Safety Improvements Highway PR-66, Kilometers: 0.00 to 20.00, Carolina, Canovanas and Rio Grande	\$ 10,055,955.80
AC-010270	0102018	Pavement Rehabilitation Highway PR-102, Kilometers: 24.60 to 29.40, Cabo Rojo	\$ 384,661.67
AC-011019	0110010	Safety Improvements PR-110, Kilometers: 0.0 to 11.5, Anasco and Moca	\$ 189,926.27
AC-012201	0122005	Construction of PR-122, Lajas - San German, From PR-166 to PR-122, Lajas and San German	\$ 204,716.79
AC-015237	0152010	Safety Improvements Highway PR-152, Kilometers: 13.65 to 20.50, Barranquitas and Naranjito	\$ 1,596,229.80
AC-017417	0174011	Replacement of Bridge No. 2479, Highway PR-174 Kilometer: 14.0, Bayamon	\$ 489,901.36
AC-017416	0174012	Scouring Mitigation Bridge No. 1107 Over Minillas River, Highway PR-174, Kilometer: 4.5, Bayamon	\$ 333,955.55
AC-018771	0187008	Safety Improvements Highway PR-187, Kilometers 0.00 to 17.90, Carolina and Loiza	\$ 412,436.32
AC-020309	0203007	Safety Improvements PR-203 Intersection with PR-183, From Station: 63+40.00 to Station: 71+75.56, San Lorenzo	\$ 1,795,559.17
AC-020402	0204001	Traffic Signals and Geometric Improvements Highway PR-204, Las Piedras	\$ 260,262.88
AC-048506	0485001	Bicycle Trail Adjacent to PR-485, Camuy	\$ 1,655,831.20
AC-065605	0656002	Reconstruction of Highway PR-656, Km. 2.3, Arecibo	\$ 5,900,590.20
AC-068112	0681001	Replacement of Bridge No. 702, Highway PR-681, Km.: 0.1, Arecibo	\$ 270,949.26
AC-071507	0715001	Pavement Rehabilitation, Highway PR-715, Kilometers: 0.0 to 5.4, Cayey	\$ 394,662.47
AC-075206	0752001	Rehabilitation and Scouring Mitigation Bridge No. 672 Over Jacanas Creek, Highway PR-752 Kilometer: 0.8, Arroyo	\$ 429,830.70
AC-085209	0852002	Slab Replacement and Scour Mitigation of Bridge No. 1724, Highway PR-852, Trujillo Alto	\$ 32,966.93
AC-085812	0858001	Highway Safety Improvements to PR-858, Kilometers 1.4 to 1.6, Carolina	\$ 100,052.47
AC-091710	0917002	Reconstruction of Highway PR-917, Kilometers: 3.0 to 3.3, Las Piedras	\$ 39,016.69
AC-313206	3132002	Route Feasibility Study to Complete Penuelas South Bypass PR-3132, From PR-132 to Existing PR-3132, Penuelas	\$ 270,065.22
AC-774106	7741002	Reconstruction of Highway PR-7741 Km. 3.4, Guayama	\$ 79,059.83
AC-805271	9999122	Replacement of Bridge No. 172 Over Descalabrado River, Highway PR-14, Coamo	\$ 465,951.25
AC-010166	9999134	Toa Baja Recreational Trail (Design and Construction)	\$ 1,339,134.32
AC-800332	9999187	Furnishing and Installation of Kilometer and Hectometer Markers, South Region	\$ 744,768.84
AC-800330	9999211	Furnishing and Installation of Kilometer and Hectometer Markers, East Region	\$ 523,200.78
AC-000213	9999215	Feasibility Study Improvements to PR-2, Mayaguez - Aguadilla	\$ 868,560.64
AC-000257	9999236	RFP for the Acquisition of Laboratory Management Information System (LMIS)	\$ 1,000,000.00
AC-TBD		Rehabilitation of Bridge No. 3000 Over La Plata River PR-5, Naranjito - To be divided into three phases. Phase 1 - Improvements to PR-167	\$ 2,260,341.69
<b>Total</b>			<b>\$ 155,933,962.93</b>

# HTA's projected fiscal situation with fiscal measures: Detail

■ Impacted by measure

In \$ thousands	2017-18 P	2018-19 P	2019-20 P	2020-21 P	2021-22 P	2022-23 P	6 Yr Total: FY18-FY23
Toll fares, includes [3], [5] and [13]	120,468	132,892	141,049	148,304	154,778	166,832	864,324
Gasoline Tax	131,070	139,107	140,572	142,445	144,577	146,595	844,366
Diesel Tax	12,500	12,500	12,500	12,500	12,500	12,500	75,000
Petroleum Products Tax	290,748	290,748	290,748	290,748	290,748	290,748	1,744,485
Cigarettes taxes	19,992	19,992	19,992	19,992	19,992	19,992	119,952
Motor Vehicle License Fees	28,296	29,658	29,775	29,734	29,741	29,710	176,915
Act 30 - Licenses Fees Transferred to Act	51,998	54,501	54,716	54,640	54,653	54,596	325,104
Transit Revenues	8,052	9,308	9,406	9,531	9,674	9,809	55,779
Electronic Toll Fines, includes [5]	27,177	18,948	19,148	19,403	19,693	19,968	124,338
Other income, includes [6]	4,618	6,265	7,101	7,953	8,815	8,894	43,646
<b>Operating Revenue</b>	<b>694,920</b>	<b>713,919</b>	<b>725,006</b>	<b>735,249</b>	<b>745,170</b>	<b>759,644</b>	<b>4,373,909</b>
FHWA Funds, includes [4]	132,766	405,676	321,422	180,018	153,830	153,830	1,347,542
State Funds Earmarked for CapEx	159,963	82,073	67,334	59,067	53,020	53,761	475,219
Federal Emergency Revenues	175,553	256,565	145,201	55,135	-	-	632,454
Transit Funds	51,857	70,000	70,000	25,000	25,000	25,000	266,857
Hurricane Loss Assessment - Insurance and FEMA Revenue	27,002	54,004	27,002	-	-	-	108,007
<b>Capital Contribution</b>	<b>547,140</b>	<b>868,318</b>	<b>630,958</b>	<b>319,221</b>	<b>231,850</b>	<b>232,591</b>	<b>2,830,079</b>
<b>Total Revenues After Federal Fund Transfers</b>	<b>1,242,060</b>	<b>1,582,237</b>	<b>1,355,965</b>	<b>1,054,470</b>	<b>977,020</b>	<b>992,235</b>	<b>7,203,988</b>
Right of Way	(3,300)	(3,300)	(3,300)	(3,300)	(3,300)	(3,300)	(19,800)
Design	(23,000)	(7,769)	(10,716)	(7,882)	(7,882)	(7,882)	(65,132)
Construction Local, includes [7]	(23,160)	(9,190)	(9,190)	(9,190)	(9,190)	(9,190)	(69,108)
Salaries and related benefits, includes [4], [8], [9], [10] and [12]	(46,177)	(44,896)	(36,006)	(30,817)	(28,329)	(25,796)	(212,023)
PayGo Retirement Impact, includes [9]	(13,536)	(13,327)	(11,995)	(11,995)	(11,995)	(11,995)	(74,842)
Litigation Reserve	(6,465)	(8,516)	(9,809)	(10,722)	(11,442)	(11,004)	(57,957)
Right of Way Payments	(16,626)	(13,736)	(7,068)	(1,900)	-	-	(39,330)
Other program expenses, includes [8]	(1,471)	(2,812)	(6,370)	(7,559)	(8,741)	(9,883)	(36,836)
FHWA Construction Spend Projects, includes [7]	(95,768)	(340,801)	(255,567)	(140,769)	(120,009)	(117,156)	(1,070,070)
Non-Federal Construction Projects, includes [7]	(111,750)	(30,796)	(27,606)	(129,169)	(152,734)	(152,734)	(604,790)
FHWA Construction Soft Costs, includes [7]	(36,260)	(51,315)	(49,614)	(22,967)	(18,821)	(21,674)	(200,651)
Non-Federal Construction Soft Costs, includes [7]	(14,153)	(6,800)	(6,481)	(22,556)	(24,989)	(24,686)	(99,665)
Federal Emergency Repair Program	(175,553)	(256,565)	(145,201)	(55,135)	-	-	(632,454)
Local Emergency Repair Program	(6,496)	(7,780)	(3,240)	(2,484)	-	-	(20,000)
Transit CIP	(31,000)	(50,000)	(50,000)	(5,000)	(5,000)	(5,000)	(146,000)
Hurricane Loss Assessment - Local Funding Needs	(1,552)	(3,104)	(1,552)	-	-	-	(6,209)
Hurricane Loss Assessment - Insurance / FEMA Covered	(27,002)	(54,004)	(27,002)	-	-	-	(108,007)
<b>Total Construction</b>	<b>(633,269)</b>	<b>(904,711)</b>	<b>(660,717)</b>	<b>(461,444)</b>	<b>(402,432)</b>	<b>(400,300)</b>	<b>(3,462,873)</b>
Salaries and related benefits, includes [8], [9], [10] and [12]	(39,543)	(38,540)	(26,966)	(20,421)	(17,539)	(14,513)	(157,522)
PayGo Retirement Impact, includes [9]	(4,423)	(4,355)	(3,919)	(3,919)	(3,919)	(3,919)	(24,454)
Toll highways administration and maintenance, includes [5] and [14]	(35,278)	(41,692)	(37,317)	(34,404)	(35,653)	(35,023)	(219,368)
Train operating and maintenance costs, includes [11]	(65,527)	(67,262)	(67,003)	(69,084)	(58,397)	(60,330)	(387,603)
Integrated transportation system, includes [11] and [13]	(14,603)	(11,538)	(11,834)	(12,513)	(13,225)	(13,570)	(77,281)
Other operating expenses, includes [1] and [8]	(30,778)	(41,305)	(30,359)	(28,216)	(26,775)	(25,501)	(182,935)
<b>Total operating expenses</b>	<b>(190,151)</b>	<b>(204,691)</b>	<b>(177,399)</b>	<b>(168,557)</b>	<b>(155,507)</b>	<b>(152,857)</b>	<b>(1,049,162)</b>
<b>Total expenses</b>	<b>(823,421)</b>	<b>(1,109,403)</b>	<b>(838,115)</b>	<b>(630,001)</b>	<b>(557,939)</b>	<b>(553,157)</b>	<b>(4,512,035)</b>
<b>Total Fin. Gap Post-Measures before Rev Retention &amp; Gov. Funding</b>	<b>418,639</b>	<b>472,834</b>	<b>517,849</b>	<b>424,469</b>	<b>419,082</b>	<b>439,078</b>	<b>2,691,952</b>
Retained Revenues to Central Government	(534,603)	(546,505)	(548,303)	(550,059)	(552,211)	(554,141)	(3,285,822)
<b>Total Fin. Gap Post-Measures post-Rev Retention &amp; pre-Gov. Funding</b>	<b>(115,964)</b>	<b>(73,671)</b>	<b>(30,454)</b>	<b>(125,589)</b>	<b>(133,129)</b>	<b>(115,062)</b>	<b>(593,870)</b>
Transfer from Government of PR	138,100	97,300	73,900	222,400	238,000	224,900	994,600
<b>Total Fin. Gap Post-Measures after Rev Retention &amp; Gov. Funding</b>	<b>22,136</b>	<b>23,629</b>	<b>43,446</b>	<b>96,811</b>	<b>104,871</b>	<b>109,838</b>	<b>400,730</b>

Revised HTA Fiscal Plan