



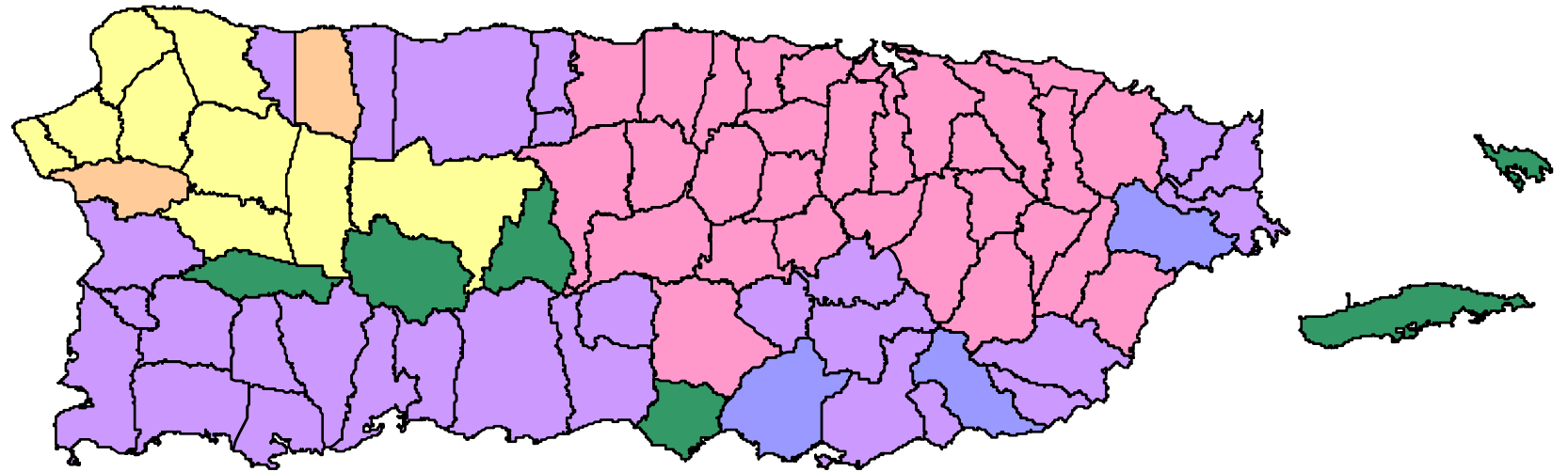




Government of Puerto Rico
Puerto Rico Department of Transportation and Public Works
Puerto Rico Highway and Transportation Authority

-  *San Juan Urbanized Area (SJUA)*
-  *Urbanized Areas Under 200,000 Population (UZA)*
-  *Aguadilla Urbanized Area (AUA)*
-  *Nonurbanized Area*



Statewide Transportation Improvement Program (STIP)

Fiscal Year 2019-2022

September 2020

Amendment #1
Administrative Modification
#1





Government of Puerto Rico
Puerto Rico Department of Transportation and Public Works
Puerto Rico Highway and Transportation Authority

Statewide Transportation Improvement Program (STIP)

Fiscal Years 2019-2022

The preparation of this document was financed in part through a grant from the U.S. Department of Transportation, Federal Transit Administration, and Federal Highway Administration under Chapter 53 of 49 U.S.C. and 23 U.S.C.



INTRODUCTION

The Puerto Rico Department of Transportation and Public Works (PRDTPW), as the umbrella agency for transportation, and the Puerto Rico Highways and Transportation Authority (PRHTA) prepare this Statewide Transportation Improvement Program (STIP), which includes the proposed distribution, by projects, of the federal funds assigned to Puerto Rico for the fiscal years of 2019 to 2022, through programs of the Federal Highway Administration (FHWA) and the Federal Transit Administration (FTA), to which it is presented for joint approval.

This STIP includes transit and highway projects for both urbanized and non-urbanized (rural) areas, thus covering all of Puerto Rico. Programmed projects result from a planning process that is in accordance with 23 USC 420 and 511, 49 USC and all other relevant federal or Commonwealth legislation. The portion of the STIP corresponding to the metropolitan and urbanized areas was developed in cooperation with the Metropolitan Planning Organization (MPO). The members of the MPO include representatives from municipal governments (Mayors) and State involved in transportation issues as well as operators of Mass Transportation Systems and State-Level Planning Agencies. The MPO's were provided with estimates of available Federal funds which can be utilized in developing the Transportation Improvement Programs (TIP). The TIP's were included without modification in the STIP, once approved by the MPO.

The PRDTPW provides for public involvement in development of this STIP. As part of the public participation process and complying with the federal regulations, the PRDTPW also considers petitions of projects from the municipalities, agencies and the general public.

The STIP includes:

- 1- A list of priorities transportation projects proposed to be carried out in the first 4 years.
- 2- Cover a period of not less than 4 years.
- 3- Contain only projects consistent with the statewide plan.

Is financially constrained by year and include financial information to demonstrate which projects are to be implemented.

This document includes the priority list of proposed projects that are to be undertaken by year, consistent with the transportation plan and are financially constrained. Projects included in the Annual Element can be implemented using the allocation of funds for Fiscal Year 2019 and carryover funds.

General transportation priorities are defined as follows:

- 1- Regional projects, projects which involve several municipalities
- 2- Public transportation projects of high impact and investment
- 3- Carryover projects
- 4- Continuity projects
- 5- Construction of transportation facilities
- 6- Improvements of existing transportation facilities
- 7- Construction of shelters/stop for transportation services
- 8- Acquisition of transit and paratransit vehicles to start, maintain or expand local and regional services
- 9- Preventive maintenance cost for transit vehicles
- 10- Operational assistant to paratransit services
- 11- Construction of facilities for maintenance garage for transit vehicles
- 12- Transit enhancement
- 13- Transit security and transit safety projects
- 14- Transportation projects for elderly and handicapped
- 15- Capital and operating expenses that support new public transportation services and alternatives beyond those required by the Americans with Disabilities Act of 1990 (ADA)
- 16- Capital, planning, and operating expenses that support the development and maintenance of transportation services designed to transport low-income individuals to and from jobs and activities related to their employment and to support reverse commute projects.
- 17- State of Good Repair Program
- 18- Bus and Bus Facilities Program

Through an established process as describe in the State Management Plan (SMP), the Public Involvement Plan (PIP) and the MPO Internal Regulations, see (<http://act.dtop.pr.gov/index.php/coordinacion-federal/>), the State solicits and identifies projects from Urbanized and Non-Urbanized, to be include in TIP/STIP Programs.

The STIP is presented in self-explanatory tables with projects organized by priority by mode of transportation and type of Highways projects. This document is divided in two mayor components, the mass transportation projects, carryout with FTA funds and the highways projects, carryout with FHWA funds. Both components are divided by Urbanized and Non-Urbanized projects. The mass transportation projects are identifying by the different FTA programs, being the carryover projects the first listed on each Program.

The Annual Element is presented as part of the Four Year Program.

Since the beginning of the requirement that MPO's be constituted and because of the wide powers and resources that the PRDTPW has in our relatively small Island, this Agency was designated as the operational and technical staff of the MPO for all the urbanized areas in Puerto Rico.

To assure a forum for cooperative decision-making in the planning process, this MPO makes policy and programming decisions through three Policy Committees.

The first Policy Board Committee is for the San Juan Urbanized Area (SJUA), defined by the 2010 Census as falling in the funding category of areas with over one million inhabitants and comprising the following thirty-eight (38) municipalities:

Comprising Municipalities – San Juan Urbanized Area (SJUA)			
Aguas Buenas	Cidra	Loíza	San Juan
Aibonito	Coamo	Manatí	San Lorenzo
Barranquitas	Comerio	Maunabo	Toa Baja
Bayamón	Corozal	Morovis	Toa Alta
Caguas	Dorado	Naguabo	Trujillo Alto
Canóvanas	Guaynabo	Naranjito	Vega Alta
Carolina	Gurabo	Orocovis	Vega Baja
Cataño	Humacao	Patillas	Yabucoa
Cayey	Juncos	Río Grande	
Ciales	Las Piedras	Salinas	

The second Policy Board Committee is for Urbanized Area of Aguadilla (AUA), which falls in the funding category of areas with over 200,000 and less than one million inhabitants. It is defined as comprising the following eleven (11) municipalities:

Comprising Municipalities – Aguadilla Urbanized Area (AUA)			
Aguada	Camuy	Las Marías	Rincón
Aguadilla	Isabela	Moca	Utua
Añasco	Lares	San Sebastián	

The third Policy Board Committee is for Urbanized Areas Under 200,000 Population (UZA), which falls in the funding category of areas with under 200,000 and over than 50,000 in population. It is defined as comprising the following twenty-nine (29) municipalities:

Urbanized Area	Comprising Municipalities – UZA
Arecibo	Arecibo, Camuy, Hatillo, Quebradillas
Fajardo	Ceiba, Fajardo, Luquillo, Naguabo
Florida-Imbéry-Barceloneta	Arecibo, Barceloneta, Florida, Manatí
Guayama	Arroyo, Guayama, Patillas, Salinas
Juana Díaz	Juana Díaz, Villalba
Mayagüez	Añasco, Hormigueros, Mayagüez
Ponce	Ponce
San Germán – Cabo Rojo	Cabo Rojo, Lajas, Sabana Grande, San Germán
Yauco	Guánica, Guayanilla, Peñuelas, Yauco

The Policy Board Committee also includes representatives from the following agencies involved with the transportation issues:

- ☐ Voting Members:
 - i. The Secretary of the Puerto Rico Department of Transportation and Public Works (PRDTPW)
 - ii. The Executive Director of the Puerto Rico Highways and Transportation Authority (PRHTA)
 - iii. The Executive Director of the Puerto Rico Integrated Transit Authority (PRITA)

- iv. The Executive Director of the Maritime Transportation Authority (MTA)
- v. The President and General Manager of the Metropolitan Bus Authority (MBA)
- vi. The Executive Director of the Port Authority (PA)
- vii. The Chairman of the Planning Board (PB)
- viii. The President of the Public Services Commission (PSC)
- ix. The Executive Director of the Permissions Management Office (PMO)
- x. The President of the Environmental Quality Board (EQB)
- xi. The Secretary of the Department of Environmental and Natural Resources (DENR)
- xii. Puerto Rico Tourism Company (PRTC)
- xiii. Puerto Rico Emergency Management Agency (PREMA)

2. Non-voting Members:

- i. The Division Administrator, Region I of the Federal Highway Administration (FHWA)
- ii. The Regional Administrator, Region IV of the Federal Transit Administration (FTA)

As a result of the 2010 Census, the urbanized area boundaries in Puerto Rico were not significantly change, with some previously defined urban areas being subdivided while others were consolidated and expanded and new ones were designated. The results of these changes is that only 6 municipalities, out of the 78 that comprise the Commonwealth, do not have within their geographical boundaries any part of the eleven (11) urbanized or metropolitan areas currently designated for Puerto Rico, and therefore do not participate in the technical and policy committees of the MPO. These Six (6) non-urbanized municipalities are:

Comprising Municipalities	
Adjuntas	Maricao
Culebra	Santa Isabel
Jayuya	Vieques

Recognizing that these rural or non-urbanized municipalities have the right to participate in the ongoing process of developing a new Statewide Transportation Plan (STP), and in order to follow a logical planning process for Puerto Rico’s transportation system, the PRDTPW/PRHTA develop the STP and the Urbanized Areas’ Long Range Transportation Plans (LRTP’s) within a regionalization scheme that incorporates the six non-urbanized municipalities within regional transportation plans.

PROJECT EVALUATIONS

The following criteria were utilize to evaluated the petitions received to be consider in the programming for FY 2019-2022 TIPs/STIP:

- Compliance with FAST Act planning factors; and
- Consistency with Long Range Transportation Plan.

The PRHTA Central Planning and Coordination Work Group (CPCWG) with the San Juan, Aguadilla and UZA Technical Committee reviewed and submitted for consideration of the PRMPO the list of projects to be including in the TIPs/STIP.

FIXING AMERICA’S SURFACE TRANSPORTATION (FAST) ACT

Fixing America’s Surface Transportation (FAST) Act was signed by President Obama on December 4, 2015. The FAST Act maintains its focus on safety, keeps intact the established structure of the various highway-related programs we manage, continues efforts to streamline project delivery and, for the first time, provides a dedicated source of federal dollars for freight projects. FAST Act is the federal authorization for federal highway and transit programs. FAST Act creates a streamlined, performance-based, and multimodal program to address the many challenges facing the U.S. transportation system. FAST Act builds on and refines many of the highway, transit, bike, and pedestrian programs and policies established in 1991.

FEDERAL HIGHWAY ADMINISTRATION (FHWA)

The FAST Act largely maintains current program structures and funding shares between highways and transit. It is a down-payment for building a 21st century transportation system. The law also makes changes and reforms to many Federal transportation

programs, including streamlining the approval processes for new transportation projects, providing new safety tools, and establishing new programs to advance critical freight projects.

Below is a more detailed summary of some FAST Act provisions.

PROJECT DELIVERY: DOT has been a leader in reducing the bureaucratic red tape that can stall and delay critical transportation projects from moving forward. The FAST Act adopted a number of Administration proposals to further speed the permitting processes while still protecting environmental and historic treasures and also codifying the online system to track projects and interagency coordination processes.

FREIGHT: The FAST Act would establish both formula and discretionary grant programs to fund critical transportation projects that would benefit freight movements. These programs are similar to what the Administration proposed and will for the first time provide a dedicated source of Federal funding for freight projects, including multimodal projects. The Act emphasizes the importance of Federal coordination to focus local governments on the needs of freight transportation providers.

INNOVATIVE FINANCE BUREAU: The FAST Act establishes a new National Surface Transportation and Innovative Finance Bureau within the Department to serve as a one-stop shop for state and local governments to receive federal funding, financing or technical assistance. This builds on the work of the Department's Build America Transportation Investment Center and provides additional tools to improve coordination across the Department to promote innovative finance mechanisms. The Bureau is also tasked with responsibility to drive efficiency in the permitting process, consistent with our request to establish a dedicated permitting office.

TIFIA: The TIFIA Loan program provides important financing options for large projects and public-private partnerships. The FAST Act includes organizational changes that will provide an opportunity for important structural improvements with the potential to accelerate the delivery of innovative finance projects. However, FAST's cut to the TIFIA program could constrain growth in this area over the course of the bill.

SAFETY: The FAST Act includes authority sought by the Administration to prohibit rental car companies from knowingly renting vehicles that are subject to safety recalls. It also increased maximum fines against non-compliant auto manufacturers from \$35 million to \$105 million. The law also will help bolster the Department's safety oversight of transit agencies and also streamlines the Federal truck and bus safety grant programs, giving more flexibility to States to improve safety in these areas. However, we know the bill also took a number of steps backwards in terms of the Department's ability to share data with the public and on the Department's ability to exercise aggressive oversight over our regulated industries.

TRANSIT: The FAST Act includes a number of positive provisions, including reinstating the popular bus discretionary grant program and strengthening the Buy America requirements that promote domestic manufacturing through vehicle and track purchases.

LADDERS OF OPPORTUNITY: The Act includes a number of items that strengthen workforce training and improve regional planning. These include allocating slightly more formula funds to local decision makers and providing planners with additional design flexibilities. Notably, FAST makes Transit Oriented Development (TOD) expenses eligible for funding under highway and rail credit programs. TOD promotes dense commercial and residential development near transit hubs in an effort to shore up transit ridership and promote walkable, sustainable land use.

FAST Act re-establishes the Puerto Rico Highway Program (PRHP) in 23 U.S. C. 165(b). This is an allocated program under the Territorial and Puerto Rico Highway Program to carry out under provisions of Chapter 1 Title 23 of the U. S. Code. Puerto Rico is treated as a State except for provisions related to apportionment or as otherwise provided. The funds must be for activities under National Highway Performance Program (50%), Highway Safety Improvement Program (25%) and any activities under Chapter 1 of Title 23(25%).

FEDERAL TRANSIT ADMINISTRATION (FTA)

MAP-21 transit program provisions further several important goals, including safety, state of good repair, performance, and program efficiency. MAP-21 gives the Federal

Transit Administration (FTA) significant new authority to strengthen the safety of public transportation systems throughout the United States. The Act also puts new emphasis on restoring and replacing our aging public transportation infrastructure by establishing a new needs-based formula program and new asset management requirements. In addition, it establishes performance-based planning requirements that align Federal funding with key goals and tracks progress towards these goals.

Finally, MAP-21 improves the efficiency of administering grant programs by consolidating several programs and streamlining the major capital investment grant program known as “New Starts.” All these changes continue within the FAST Act.

NEW PROGRAMS

Safety

MAP-21 grants FTA the authority to establish and enforce a new comprehensive framework to oversee the safety of public transportation throughout the United States. FTA will develop safety performance criteria for all modes of public transportation (rail, bus, etc.). The new law requires all recipients of FTA funding to develop agency safety plans that include performance targets, strategies, and staff training. For rural recipients, the plan may be drafted by the State. For small urban systems, FTA must issue a rule designating which small urban systems may have their safety plans drafted by the State. These measures and targets must be incorporated into metropolitan and statewide transportation plans and transportation improvement programs. MAP-21 also grants FTA enforcement authority and permits FTA to issue directives, require more frequent oversight of transit systems, impose more frequent reporting requirements, and require that formula grant funds be spent to correct safety deficiencies before funds are spent on other projects.

TRANSIT ASSET MANAGEMENT

Transit Asset Management (FTA)

In 2016, the Federal Transit Administration (FTA), established a requirement for all public transportation providers that receive federal transit assistance to develop a TAM. According to 49 CFR Section 625.5, transit asset management is: “the strategic and systematic practice of procuring, operating, inspecting, maintaining, rehabilitating, and replacing transit capital assets to manage their performance, risks, and costs over their life cycles, for the purpose of providing safe, cost-effective, and reliable public transportation”.

The Final Rule for the TAM requires transit providers to collect and use asset condition data, set targets, and develop strategies to prioritize investments to meet their goals. Following the principles of Performance-Based Planning for management of transit assets, systems and networks must be part of the planning and management process for the PRHTA. Whenever a TIP/STIP update or amendment, updated targets will be included. The projects included in the amended STIP will be in accordance to achieving the targets.

The Performance Measures and Targets for the TAM are divided into four categories of transit assets: rolling stock, facilities, infrastructure and equipment. As part of the Final Rule for the TAM, PRHTA established performance targets for these performance measures:

PRHTA Group Plan					
Type of vehicle	Fleet Size	Default ULB	FY18 Base	FY19 Base	FY20 Targets
Trolleybus (TB)	35	13	44%	44%	34%
Cutaway Bus (CU)	104	10	6%	6%	15%
Van (VN)	90	8	39%	27%	40%
Bus (BU)	309	14	10%	10%	17%
Minibus (MB)	73	10	27%	14%	10%
School Bus (SB)	1	14	0%	0%	0%
Automobile (AU)	25	8	0%	0%	0%
Minivan (MV)	0	8	0%	0%	0%
Articulated bus	8	14	0%	0%	0%
Asset-Equipment					
Automobiles (AO)	58	8	53%	53%	24%
Truck and other rubber vehicles	26	14	45%	45%	62%
Maritime Transport Authority					
Vessels	7	42	0%	0%	0%
ATI-TU					
Asset-Rolling Stock	Fleet Size	FTA Default ULB	FY18 Base	FY19 Base	FY20 Targets
Heavy Rail Passenger Car (HR)	74	31	0%	0%	0%
Asset-Equipment					
Automobile (AO)	32	8	28%	34%	0
Trucks and other rubber vehicles	14	14	64%	56%	30%
Asset-Facilities	Facilities	TERM Scale	FY18	FY19	FY20 Targets
Passenger/Parking	16	3	0%	0%	0%
Administrative/Maintenance	2	3	0%	0%	0%
Asset-Infrastructure	Track Segments	Performance Restriction	FY18 Base	FY19 Targets	
Rail Fixed Guideway	53	0.01 of a miles	1.65	5	5%

Statewide Transportation Improvement Program (STIP) Fiscal Years 2019-2022

TRANSPORTATION ASSET MANAGEMENT (FHWA)

The Federal Highway Administration (FHWA) issued a final rule requiring the development and implementation of a risk-based asset management plan for the National Highway System (NHS) to improve or preserve the condition of the assets and the performance of the system. The rule became effective in October 2, 2017. Asset management refers to a strategic and systematic process of operating, maintaining, and improving physical assets, with a focus on both engineering and economic analysis based upon quality information, to identify a structured sequence of maintenance, preservation, repair, rehabilitation, and replacement actions that will achieve and sustain a desired state of good repair over the life cycle of the assets at optimum cost (23 CFR Part 515 § 515.5).

Puerto Rico Transportation Asset Management (PRTAM) program was established in 2017 with the procurement of the PRTAM plan (PRTAMP). The PRTAMP focus on the NHS pavements, although Non-NHS pavements within the Highway Performance Monitoring System (HPMS) are also considered (see Table 1), and on the National Bridge Inventory (NBI) bridges (see Table 2). The PRTAMP aims to implement a strategic approach to planning, programming, engineering, financing, managing, maintaining, and operating physical assets with the objective of providing the required level of service in the most cost-effective manner. The Initial PRTAMP was delivered and certified in 2018. The Final TAMP is due June 30, 2019. The PRTAMP is developed in accordance with federal laws and regulations, such as Moving America's Surface Transportation Act (FAST). The components of the PR-TAMP are:

- Objectives, Measures and Targets for Asset Condition
- Asset Inventory and Conditions
- Performance Gap Identification and Analysis
- Life Cycle Planning Considerations
- Risk Management Analysis
- Financial Plan
- Investment Strategies

Table 1: Pavement Inventory Summary

System	Manager	Length (Mi)	Lane Miles
INTERSTATE	PRHTA	233	1,034
	Metropistas	52	254
	Subtotal	285	1,288
NHS NON-INTERSTATE	PRHTA	496	1,737
	Metropistas	2	4
	Subtotal	498	1,741
NON-NHS	PRHTA	4,031	8,224
	Metropistas	0	0
	Subtotal	4,031	8,224
TOTAL	PRHTA	4,760	10,995
	Metropistas	53	258
	Total	4,813	11,253

Table 2: Bridge Inventory Summary

System	Manager	Amount	Deck Area (Sq. Mts.)
NHS	PRHTA	529	816,931
	Metropistas	89	301,276
	Autopistas de PR	0	0
	Subtotal	618	1,118,207
NON-NHS	PRHTA	1,698	1,002,120
	Metropistas	8	5,916
	Autopistas de PR	1	54,114
	Subtotal	1,707	1,062,150
TOTAL	PRHTA	2,227	1,819,051
	Metropistas	97	307,191
	Autopistas de PR	1	54,114
	Total	2,325	2,180,356

Statewide Transportation Improvement Program (STIP) Fiscal Years 2019-2022

Emergency Relief:

This new program (Section 5324) assists States and public transportation systems with emergency-related expenses. Emergencies are defined as natural disasters affecting a wide area or a catastrophic failure from an external cause for which the governor of a State has declared an emergency (and the Secretary of Transportation has concurred) or the President has declared a major disaster. The program funds capital projects to protect, repair, reconstruct, or replace equipment and facilities.

It also funds transit agency operating costs related to evacuation, rescue operations, temporary public transportation service, or changing public transportation route service before, during, or after an emergency in an area directly affected. The grants only cover expenses not reimbursed by the Federal Emergency Management Agency (FEMA). The program will provide immediate funding, similar to the FHWA emergency program. Funding will be appropriated by Congress as needed.

Transit-Oriented Development Planning Pilot

MAP-21 creates a new discretionary pilot program for transit-oriented development (TOD) planning grants. Eligible activities include comprehensive planning in corridors with new rail, bus rapid transit, or core capacity projects. The comprehensive plans should seek to enhance economic development, ridership, and other goals; facilitate multimodal connectivity and accessibility; increase access to transit hubs for pedestrian and bicycle traffic; enable mixed-use development; identify infrastructure needs associated with the project; and include private sector participation.

The following sections describe some of the various funding sources for FTA programs, which are including in this document:

- §5307 Urbanized Area Formula Grants
- §5310 Enhanced Mobility of Seniors and Individuals with Disabilities
- §5311 No-Urbanized Area Formula Grants
- §5337 State of Good Repair Grants
- §5339 Bus and Bus Facilities Grants

URBANIZED AREA FORMULA GRANTS (SECTION 5307)

The PRHTA is the designated recipient of funds apportioned to the Puerto Rico UZA. The funds are apportioned based on legislative formulas, with different formulas applying to UZAs with populations less than 200,000. The Puerto Rico UZA apportionment formula is based on population and population density statistics from the most recent decennial census.

This program provides grants to urbanized areas to support public transportation. Funding is distributed by formula based on the level of transit service provision, population, and other factors. The section 5307 provides federal funds for capital, planning, job access and reverse commute projects, and, in this case, operating assistance for public transportation in urbanized area with a population of less than 200,000. The program remains largely unchanged with a few exceptions:

Job access and reverse commute activities now eligible

Activities eligible under the former Job Access and Reverse Commute (JARC) program, which focused on providing services to low-income individuals to access jobs, are now eligible under the Urbanized Area Formula program. These include operating assistance with a 50 percent local match for job access and reverse commute activities. In addition, the urbanized area formula for distributing funds now includes the number of low-income individuals as a factor. There is no floor or ceiling on the amount of funds that can be spent on job access and reverse commute activities.

Expanded eligibility for operating expenses for systems with 100 or fewer buses

MAP-21 expands eligibility for using Urbanized Area Formula funds for operating expenses. Previously, only urbanized areas with populations below 200,000 were eligible to use Federal transit funds for FTA of funding for operating expenses. Under MAP-21, a special rule allows recipients in urbanized areas with populations of 200,000 or above and that operate 100 or fewer buses in fixed route service during peak hours, to receive a grant for operating assistance subject to a maximum amount per system as explained below:

- a. Public transportation systems that operate a minimum of 76 buses and a maximum of 100 buses in fixed route service during peak service hours may receive operating assistance in an amount not to exceed 50 percent of the share of the apportionment that is attributable to such systems within the urbanized area, as measured by vehicle revenue hours.
- b. Public transportation systems that operate 75 or fewer buses in fixed route service during peak service hours may receive operating assistance in an amount not to exceed 75 percent of the share of the apportionment that is attributable to such systems within the urbanized area, as measured by vehicle revenue hours.

Eligibility for Safety Certification Training

The section 5307 funds are permitted to use not more than 0.5 percent of their formula funds under the Urbanized Area Formula Program to pay not more than 80% of the cost of participation for an employee who is directly responsible for safety oversight to participate in public transportation safety certification training. Safety certification training program requirements will be established in accordance with section 5329.

ENHANCED MOBILITY OF SENIORS AND INDIVIDUALS WITH DISABILITIES PROGRAM (SECTION 5310)

This program provides formula funding to increase the mobility of seniors and persons with disabilities. Funds are apportioned based on the commonwealth share of the targeted populations and are now apportioned to the commonwealth for all areas fewer than 200,000 and large urbanized areas (over 200,000). The former New Freedom

program (5317) is folded into this program. The New Freedom program provided grants for services for individuals with disabilities that went above and beyond the requirements of the Americans with Disabilities Act (ADA). Activities eligible under New Freedom are now eligible under the Enhanced Mobility of Seniors and Individuals with Disabilities program.

Projects selected for funding must be included in a locally developed, coordinated public transit human services transportation plan; and the competitive selection process, which was required under the former New Freedom program, is now optional. At least 55 percent of program funds must be spent on the types of capital projects eligible under the former section 5310 -- public transportation projects planned, designed, and carried out to meet the special needs of seniors and individuals with disabilities when public transportation is insufficient, inappropriate, or unavailable. The remaining 45 percent may be used for: public transportation projects that exceed the requirements of the ADA; public transportation projects that improve access to fixed-route service and decrease reliance by individuals with disabilities on complementary paratransit; or, alternatives to public transportation that assist seniors and individuals with disabilities. Using these funds for operating expenses requires a 50 percent local match while using these funds for capital expenses (including acquisition of public transportation services) requires a 20 percent local match.

**STATE OF GOOD REPAIR GRANTS
(SECTION 5337)**

MAP-21 establishes a new grant program to maintain public transportation systems in a state of good repair. This program replaces the fixed Guideway modernization program (Section 5309).

Funding is limited to Fixed Guideway systems (including rail, bus rapid transit, and passenger ferries) and high intensity bus (high intensity bus refers to buses operating in high occupancy vehicle (HOV) lanes.) Projects are limited to replacement and rehabilitation, or capital projects required to maintain public transportation systems in a state of good repair. Projects must be included in a transit asset management plan to receive funding. The new formula comprises: (1) the former Fixed Guideway modernization formula; (2) a new service-based formula; and (3) a new formula for buses on HOV lanes.

BUS AND BUS FACILITIES FORMULA GRANTS (SECTION 5339)

A new formula grant program is established under Section 5339, replacing the previous Section 5309 discretionary Bus and Bus Facilities program. This program is a source of funding for the urbanized area, but replaces the previous discretionary program under which the transit system was able to obtain several large grants. The program provides funding to replace, rehabilitate, and purchase buses and related equipment as well as construct bus-related facilities.

LONG RANGE TRANSPORTATION PLAN CONSISTENCY

A primary consideration in the selection of projects is the consistency with the LRTP. The LRTP is a regional plan for surface transportation projects that are regional significance and address the projected surface transportation needs of Puerto Rico residents and visitors.

Using the LRTP as the starting point, major projects that were expected to be ready for implementation within the four-year TIP programming period, were considered by the UZA PRMPO members. The PRMPO members requested project listings also included surface transportation projects and highways projects that are proposed to be funded with federal funds.

REVISION TO THE TIP

The following administrative provisions have been established in order to ensure timely implementation and oversight of the TIPs/STIP for FTA and FHWA project. A revision refers to a change to the TIPs/STIP that occurs as needed. A minor revision is an “administrative modification,” while a major revision is an “amendment,” as described below:

ADMINISTRATIVE MODIFICATION

Administrative modifications are minor revisions to the TIPs/STIP. These types of revisions do not require solicitation of public comment or re-demonstration of financial constraint. However, the TIPs/STIP must remain financially constrained, and administrative modifications must not result in the addition or deletion of another

project, including the deferral of a project to a year that is outside of the four year TIPs/STIP. There are two types of administrative modifications, **pre-approved** and **expedited**:

Pre-Approved Administrative Modifications

To prevent TIPs/STIP procedures from becoming overly burdensome, Federal regulations allow procedures for administrative modifications to be commensurate with its perceived impact. Recognizing the need to streamline the process for these minor changes, pre-approved administrative modifications, are true as long as the following conditions apply:

- The administrative modifications do not affect financial constraint of the TIPs/STIP; and
- The administrative modification does not change the scope of the project or the environmental determination.

The following revisions could be considered as administrative modifications:

- a) The source of federal funds designated for a project may be revised to reflect a different funding program administered by the same U.S. DOT operating agency.
- b) Federal funding for a project may be changed to local funding.
- c) The amount programmed for a project phase may be revised to reflect changes in cost estimates. Additional funding may reflect up to 50% of the project estimated cost, without exceeding the annual allocation of federal funds.
- d) Additional federal funding, such as congressional earmarks or discretionary funds may be added to a project currently included in the TIPs/STIP.
- e) In order to expedite project selection for implementation and ensure timely TIPs/STIP implementation, projects may be advanced from their programmed year if they are “ready-to-go.”
- f) Projects may be deferred to a later year if they are not “ready-to-go” as originally programmed.
- g) A project phase may be deleted or deferred to a year that is outside of the four -year TIPs/STIP as long as another phase of the project remains in the TIPs/STIP and the project’s scope is not affected.

- h) Changes may be made to projects that are included in the TIPs/STIP for illustrative purposes.
- i) A project’s description may be revised or clarified as long as the project’s scope is not affected.

Earmarks and discretionary funds are pre-approved administrative modifications.

Expedited Administrative Modifications

Requests for expedited approval of administrative modifications are submitted directly to the PRMPO Policy Committee without solicitation of public comment. The administrative modification must not affect the financial constraint of the TIPs/STIP.

Expedited administrative modifications include the following:

- a) Changing from replacement buses to expansion buses (and versa).
- b) Changing the scope of a project to accommodate environmental impact mitigation measures.
- c) Changing the size of revenue rolling stock (e.g. vans, 30’ buses) if the changes results in a change in the total carrying capacity by **25 percent or less**.
- d) Changing the quantity for the acquisition for revenue rolling stock that **exceeds 25 percent or less** of the original quantity.

AMENDMENT

In the Metropolitan Transportation Planning Final Rule an Amendment “means a revision to a long-range statewide or metropolitan transportation plan, TIPs, or STIP that involves a major change to a project included in a metropolitan transportation plan, TIPs, or STIP, including the addition or deletion of a project or a major change in project cost, project/project phase initiation dates, or a major change in design concept or design scope (e.g., changing project termini or the number of through traffic lanes). The changes to projects those are included only for illustrative purposes do not require an amendment. An amendment is a revision that requires public review and comment, re-demonstration of fiscal constraint, or a conformity determination (for metropolitan transportation plans and TIPs involving “non-exempt” projects in nonattainment and

maintenance areas). In the context of a long-range statewide transportation plan, an amendment is a revision approved by the State in accordance with its public involvement process.”

If the amendment is required, it shall be processed through the PRMPO administrative processes with communication of the changes to the PRMPO policy board, PRDTPW and FHWA/FTA. An amendment requires public review and comment, re-demonstration of fiscal constraint, and a conformity determination in air quality non-attainment and maintenance areas, as needed.

Within the context of current planning rules amendment guidelines, can be further categorized as minor or major.

Major amendment includes the following actions:

- a) Adding a project to the TIPs/STIP.
- b) Deleting a project from the TIPs/STIP, including deferring a project to a year that is outside of the four-year TIPs/STIP.
- c) Significantly modifying the design concept or design scope of a programmed project (e.g., changing the project scope). For projects programmed with FTA funds, a change in a project’s scope is considered “major” if the change materially alters the objective or description of the project, or the size, type, or quantity of items. Examples include:
 - 1- Changing the size of revenue rolling stock (e.g. vans, 30’ buses) if the change results in a change in the total carrying capacity by **more than 25 percent**.
 - 2- Changing the quantity for revenue rolling stock that are **more than 25 percent (plus)** of the original quantity.
 - 3- Revising the amount programmed for a project phase if it increases the estimated total project cost by **more than 50 percent**.

A major amendment to the TIP/STIP requires formal public notice and appropriate comment opportunity as provided in the PRMPO public involvement plan. Following appropriate consideration of public comments, a major amendment requires approval by the PRMPO policy board and must be submitted by PRDTPW to the PHWA and FTA.

THE PRHTA FIVE YEARS PRIORITY CAPITAL IMPROVEMENT PROGRAM (CIP)

The PRHTA CIP is the basis for preparation of the STIP and TIP's for FHWA federal-aid-projects. Highways and Transportation projects using FHWA funds are also included in the Five-Year CIP, updated no less than once a year. This Program is based on the Agency budget that is financed by revenues from gasoline and diesel taxes, vehicles registration fees, toll road collection, the federal funds apportionment's (FHWA/FTA), and interim financing and bonds issues.

As a medium range plan the CIP is consistent with the twenty-year master plan prepared by the Puerto Rico Planning Board for the San Juan Metropolitan Region (SJMR). It also considers the metropolitan area transportation studies, the Statewide Transportation Study results and recommendations. Highway projects priorities are based on the following factors:

- Support of public policy regarding land use and development, as established in long and medium range plans
- Improving condition and level of service of existing facilities
- Presence in the master plan
- Projects requested by citizens, legislators, agencies and elected local officials
- Provision of new and improved access to Industrial Parks, Ports, Airports and other points of agricultural, tourism, or commercial importance activities
- Traffic analysis and projections
- Cost benefits analysis of competing projects
- Availability of funds
- Coordination with federal agencies

During the year, the CIP is subjected to continued analysis and changes resulting from project delays in design, increases or decreases in project cost estimates, and other related information. The CIP is updated at least once a year, to reflect changes in bidding dates, project cost, scope of works, and project termini, among other elements.

In compliance with Law Number 74 of the year 1965, the HTA prepares a Capital Improvement Program (CIP), in which all highway and transportation projects, both federal (FHWA) funded and non-federal funded projects, are program for a five year period. The highway and transportation projects that appeared in the CIP are consistent with the TIP and STIP, which in turn are based on the projects recommended on the Regional (UZAS) and the Metropolitan Long Range Transportation Plans.

The CIP is included in the Four Year Investment Program (PICA which stands for Programa de Inversiones de Cuatro Años) prepared by the Puerto Rico Planning Board.

The Program Office of the HTA evaluates the highway project petitions based on the following criteria:

- Support of the public policy regarding land use and development, as establish in the Islandwide Long Range Transportation Plans
- Improving condition and level of service of existing facilities
- Presence in the Islandwide, Metropolitan or Regional Long Range Transportation Plans
- Provision of new and improved access to industrial parks, ports, airports, and other activities such as: agricultural, tourism, or commercial centers
- Traffic analysis projections
- Availability of funds
- Cost benefits analysis of competing projects
- Coordination with federal agencies

Statewide Transportation Improvement Program (STIP) Fiscal Years 2019-2022

The Puerto Rico Highway and Transportation Authority (PRHTA) is submitting the Statewide Transportation Improvement Program (STIP) for the FY 2019-2022 to the Federal Transit Administration (FTA) and the Federal Highway Administration (FHWA) for their joint consideration and approval. The PRHTA certifies that the transportation planning process is being carried out in accordance with all applicable requirements of:

- (1) 23 U.S.C. 134 and 135, 49 U.S.C. 5303 and 5304, and this part;
- (2) Title VI of the Civil Rights Act of 1964, as amended (42 U.S.C. 2000d-1) and 49 CFR part 21;
- (3) 49 U.S.C. 5332, prohibiting discrimination on the basis of race, color, creed, national origin, sex, or age in employment or business opportunity;
- (4) Section 1101(b) of the FAST Act (Pub. L. 114-357) and 49 CFR part 26 regarding the involvement of disadvantaged business enterprises in DOT funded projects;
- (5) 23 CFR part 230, regarding implementation of an equal employment opportunity program on Federal and Federal-aid highway construction contracts;
- (6) The provisions of the Americans with Disabilities Act of 1990 (42 U.S.C. 12101 *et seq.*) and 49 CFR parts 27, 37, and 38;
- (7) In States containing nonattainment and maintenance areas, sections 174 and 176(c) and (d) of the Clean Air Act, as amended (42 U.S.C. 7504, 7506(c) and (d)) and 40 CFR part 93;
- (8) The Older Americans Act, as amended (42 U.S.C. 6101), prohibiting discrimination on the basis of age in programs or activities receiving Federal financial assistance;
- (9) 23 U.S.C. 324, regarding the prohibition of discrimination based on gender; and
- (10) Section 504 of the Rehabilitation Act of 1973 (29 U.S.C. 794) and 49 CFR part 27 regarding discrimination against individuals with disabilities.

This STIP includes projects for the SJTMA, which is considered an attainment area for air quality standard for particulate matter. The MPO Policy Committee approved the area's TIPs with the understanding that the plan complies with Sections 174 and 176 (c) and (d) of the Clean Air Act as amended (42 U.S.C. 7504, 7506 (c) and (d)).

Date

Eng. Carlos M. Contreras Aponte
Secretary of DTPW and President of
PRMPO

Federal Transit Administration (FTA)

Summary of Total Federal Estimated Projects Costs

FTA Section	Fiscal Years				TOTAL
	2019	2020	2021	2022	
Section 5307	\$ -	\$ 144,330,613.00	\$ 72,247,951.00	\$ 47,781,527.00	\$ 264,360,091.00
Section 5310		\$ 5,752,629.00	\$ 1,069,936.00	\$ 917,145.00	\$ 7,739,710.00
Section 5311	\$ -	\$ 5,318,006.00	\$ 708,240.00	\$ 28,114.00	\$ 6,054,360.00
Section 5311 RTAP	\$ -	\$ 93,699.00	\$ -	\$ -	\$ 93,699.00
Section 5329	\$ -	\$ 597,695.00	\$ -	\$ -	\$ 597,695.00
Section 5337		\$ 5,000,000.00	\$ 10,500,000.00	\$ -	\$ 15,500,000.00
Section 5339	\$ -	\$ 15,681,139.00	\$ 5,771,892.00	\$ 1,371,942.00	\$ 22,824,973.00
Total	\$ -	\$ 176,773,781.00	\$ 90,298,019.00	\$ 50,098,728.00	\$ 317,170,528.00

Project Financial Plan for FTA Programs

A. San Juan Urbanized Area

I. The Federal cost for projects, for FTA programs, are as follows:

FTA Section	Fiscal Years				TOTAL
	2019	2020	2021	2022	
Section 5307	\$ -	\$ 68,955,310.00	\$ 40,086,190.00	\$ 30,268,112.00	\$ 139,309,612.00
Section 5310	\$ -	\$ 2,550,014.00	\$ 334,712.00	\$ 334,712.00	\$ 3,219,438.00
Section 5329	\$ -	\$ 597,695.00	\$ -	\$ -	\$ 597,695.00
Section 5337	\$ -	\$ 5,000,000.00	\$ 10,500,000.00	\$ -	\$ 15,500,000.00
Section 5339	\$ -	\$ 11,210,340.00	\$ 2,743,895.00	\$ 1,324,895.00	\$ 15,279,130.00
Total		\$ 88,313,359.00	\$ 53,664,797.00	\$ 31,927,719.00	\$ 173,905,875.00

II. FTA federal assistance is distributed as follow:(carryover projects are included):

SAN JUAN URBANIZED AREA APPORTIONMENT

SECTION 5307 AND 5340 URBANIZED AREA	
FY 2015 Apportionment	\$6,401,720.00
FY 2016 Apportionment	\$0.00
FY 2017 Apportionment	\$14,951,597.00
FY 2018 Apportionment	\$26,695,846.00
FY 2019 Apportionment	\$26,198,112.00
FY 2020 Apportionment	\$26,901,585.00
Total Funds Available	\$101,148,860.00

SECTION 5310 ENHANCED MOBILITY OF SENIORS AND INDIVIDUALS WITH DISABILITIES PROGRAM	
FY 2017 Apportionment	\$0.00
FY 2018 Apportionment	\$2,547,421.00
FY 2019 Apportionment	\$2,546,469.00
FY 2020 Apportionment	\$2,558,984.00
Total Funds Available	\$7,652,874.00

SECTION 5329 STATE SAFETY OVERSIGHT PROGRAM	
FY 2017 Apportionment	\$0.00
FY 2018 Apportionment	\$166,417.00
FY 2019 Apportionment	\$300,645.00
FY 2020 Apportionment	\$306,092.00
Total Funds Available	\$773,154.00

SECTION 5337 HIGH INTENSITY FIXED GUIDEWAY STATE OF GOOD REPAIR	
FY 2017 Apportionment	\$2,633,470.00
FY 2018 Apportionment	\$7,952,222.00
FY 2019 Apportionment	\$7,648,119.00
FY 2020 Apportionment	\$7,054,004.00
Total Funds Available	\$25,287,815.00

SECTION 5339 BUS AND BUS FACILITIES FORMULA GRANTS	
FY 2017 Apportionment	\$2,340,637.00
FY 2018 Apportionment	\$3,169,864.00
FY 2019 Apportionment	\$2,784,245.00
FY 2020 Apportionment	\$2,920,827.00
Total Funds Available	\$11,215,573.00

Project Financial Plan for FTA Programs

A. Aguadilla Urbanized Area

I. The Federal cost for projects, for FTA programs, are as follows:

FTA Section	Fiscal Years				TOTAL
	2019	2020	2021	2022	
Section 5307	\$ -	\$ 2,283,695.00	\$ 3,088,439.00	\$ 59,107.00	\$ 5,431,241.00
Section 5310	\$ -	\$ 1,058,622.00	\$ 627,224.00	\$ 474,433.00	\$ 2,160,279.00
Section 5339	\$ -	\$ 564,396.00	\$ 42,047.00	\$ 42,047.00	\$ 648,490.00
Total	\$ -	\$ 3,906,713.00	\$ 3,757,710.00	\$ 575,587.00	\$ 8,240,010.00

II. FTA federal assistance is distributed as follow (carryover projects are included):

AGUADILLA URBANIZED AREA APPORTIONMENT

SECTION 5307 AND 5340 URBANIZED AREA	
FY 2015 Apportionment	\$2,608,339.00
FY 2016 Apportionment	\$2,531,326.00
FY 2017 Apportionment	\$2,390,865.00
FY 2018 Apportionment	\$2,554,504.00
FY 2019 Apportionment	\$2,580,970.00
FY 2020 Apportionment	\$2,641,752.00
Total Funds Available	\$15,307,756.00

SECTION 5310 ENHANCED MOBILITY OF SENIORS AND INDIVIDUALS WITH DISABILITIES PROGRAM	
FY 2018 Apportionment	\$285,560.00
FY 2019 Apportionment	\$395,184.00
FY 2020 Apportionment	\$396,353.00
Total Funds Available	\$1,077,097.00

SECTION 5339 BUS AND BUS FACILITIES FORMULA GRANTS	
FY 2017 Apportionment	\$89,199.00
FY 2018 Apportionment	\$317,771.00
FY 2019 Apportionment	\$288,030.00
FY 2020 Apportionment	\$300,669.00
Total Funds Available	\$995,669.00

Project Financial Plan for FTA Programs

A. Urbanized Areas Under 200,000 in Population (UZA)

I. The Federal cost for projects, for FTA programs, are as follows:

FTA Section	Fiscal Years				TOTAL
	2019	2020	2021	2022	
Section 5307	\$ -	\$ 73,991,708.00	\$ 28,312,722.00	\$ 17,453,508.00	\$ 119,757,938.00
Section 5310	\$ -	\$ 2,143,993.00	\$ 108,000.00	\$ 108,000.00	\$ 2,359,993.00
Section 5337		\$ 8,000,000.00	\$ 4,500,000.00	\$ -	\$ 12,500,000.00
Section 5339	\$ -	\$ 4,026,043.00	\$ 2,965,950.00	\$ 5,000.00	\$ 6,996,993.00
Total	\$ -	\$ 88,161,744.00	\$ 35,886,672.00	\$ 17,566,508.00	\$ 141,614,924.00

II. FTA federal assistance is distributed as follow (carryover projects are included) :

URBANIZED AREAS UNDER 200,000 POPULATION APPORTIONMENT

SECTION 5307 AND 5340 URBANIZED AREA	
FY 2015 Apportionment	\$3,250,608.00
FY 2016 Apportionment	\$16,418,450.00
FY 2017 Apportionment	\$16,087,132.00
FY 2018 Apportionment	\$16,428,612.00
FY 2019 Apportionment	\$16,631,377.00
FY 2020 Apportionment	\$17,033,736.00
Total Funds Available	\$85,849,915.00

SECTION 5310 ENHANCED MOBILITY OF SENIORS AND INDIVIDUALS WITH DISABILITIES PROGRAM	
FY 2018 Apportionment	\$1,978,474.00
FY 2019 Apportionment	\$1,973,435.00
FY 2020 Apportionment	\$2,021,589.00
Total Funds Available	\$5,973,498.00

SECTION 5337 HIGH INTENSITY FIXED GUIDEWAY STATE OF GOOD REPAIR	
FY 2017 Apportionment	\$3,521,679.00
FY 2018 Apportionment	\$4,082,201.00
FY 2019 Apportionment	\$3,900,538.00
FY 2020 Apportionment	\$3,576,384.00
Total Funds Available	\$15,080,802.00

SECTION 5339 BUS AND BUS FACILITIES FORMULA GRANTS	
FY 2017 Apportionment	\$222,205.00
FY 2018 Apportionment	\$1,875,958.00
FY 2019 Apportionment	\$1,718,420.00
FY 2020 Apportionment	\$1,788,512.00
Total Funds Available	\$5,605,095.00

Project Financial Plan for FTA Programs

A. Non-urbanized Area

I. The Federal cost for projects, for FTA programs, are as follows:

FTA Section	Fiscal Years				TOTAL
	2019	2020	2021	2022	
Section 5311	\$ -	\$ 5,318,006.00	\$ 708,240.00	\$ 28,114.00	\$ 6,054,360.00
Section 5311 RTAP	\$ -	\$ 93,699.00	\$ -	\$ -	\$ 93,699.00
Section 5310	\$ -	\$ -	\$ -	\$ -	\$ -
Total	\$ -	\$ 5,411,705.00	\$ 708,240.00	\$ 28,114.00	\$ 6,148,059.00

II. FTA federal assistance is distributed as follow (carryover projects are included) :

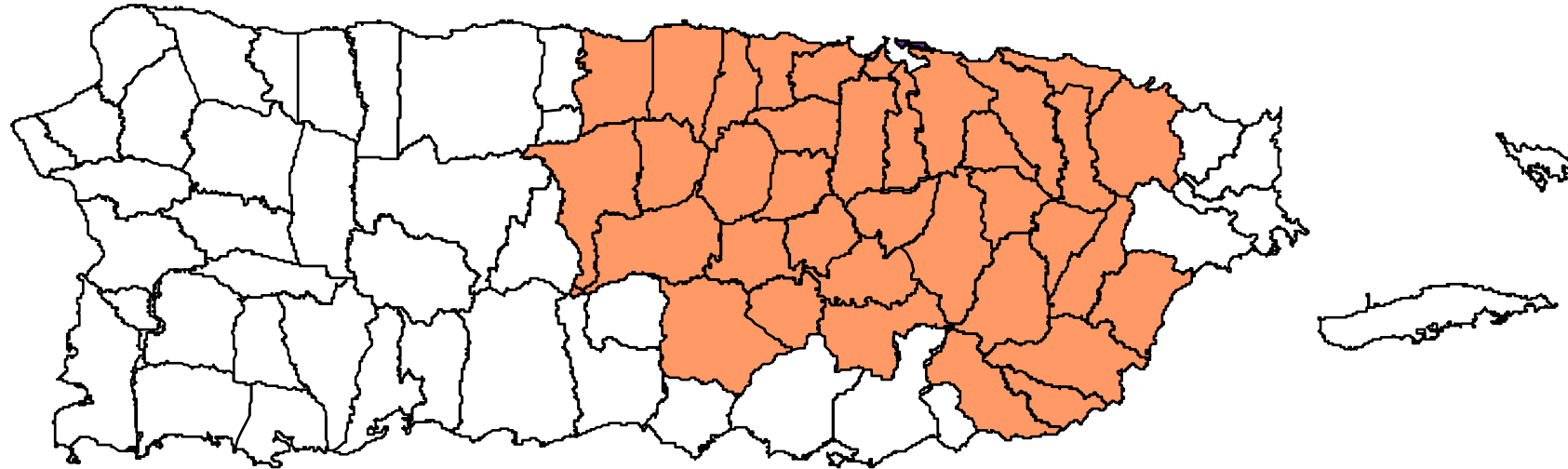
NON-URBANIZED AREA

SECTION 5311 URBANIZED AREA	
FY 2018 Apportionment	\$1,158,702.00
FY 2019 Apportionment	\$2,227,209.00
FY 2020 Apportionment	\$2,265,122.00
Total Funds Available	\$5,651,033.00

SECTION 5311-RTAP URBANIZED AREA	
FY 2018 Apportionment	\$93,699.00
FY 2019 Apportionment	\$98,131.00
FY 2020 Apportionment	\$99,053.00
Total Funds Available	\$290,883.00

SECTION 5310 DS URBANIZED AREA	
FY 2018 Apportionment	\$223,869.00
FY 2019 Apportionment	\$228,676.00
FY 2020 Apportionment	\$233,391.00
Total Funds Available	\$685,936.00

San Juan Urbanized Area



 *San Juan Urbanized Area (UA > 1,000,000 in Population)*



Government of Puerto Rico



Puerto Rico Department of Transportation and Public Works
Puerto Rico Highway and Transportation Authority

Statewide Transportation Improvement Program (STIP)

FEDERAL TRANSIT ADMINISTRATION (FTA)

San Juan Urbanized Area (SJUA)

(UA > 1,000,000 in Population)

Section 5307

GOVERNMENT OF PUERTO RICO
 PUERTO RICO DEPARTMENT OF TRANSPORTATION AND PUBLIC WORKS
 PUERTO RICO HIGHWAY AND TRANSPORTATION AUTHORITY
 STATEWIDE TRANSPORTATION IMPROVEMENT PROGRAM
 FISCAL YEARS 2019 - 2022
 AMENDMENT #1

SECTION 5307: SAN JUAN URBANIZED AREA (SJUA)

ADMINISTRATIVE MODIFICATION #1

Num.	Description	Grantee	Year	Annual Element	Three Years Program				Total Est. Cost	Project Justification	Source of Local Funds	Remarks
					2019	2020	2021	2022				
1	Improvements to the public transportation terminal	Aibonito	2018	F	83,093		-	83,093	Narrative Justification Submitted	Toll Credit	Carryover FY 2018	
				S	-		-					
				T	83,093		-	83,093				
2	Design and Engineering for the Construction of Maintenance Facilities, Phase I	Aibonito	2018	F	50,400		-	50,400	Narrative Justification Submitted	Toll Credit	Carryover FY 2018	
				S	-		-					
				T	50,400		-	50,400				
3	Construction of the Maintenance Facilities, Phase II	Aibonito	2018	F	310,980			310,980	Narrative Justification Submitted	Toll Credit	Carryover FY 2018	
				S	-							
				T	310,980			310,980				
4	Acquisition of Equipment and Tools for the Maintenance Facilities	Aibonito	2018	F	80,000		-	80,000	Narrative Justification Submitted	Toll Credit	Carryover FY 2018	
				S	-		-					
				T	80,000		-	80,000				
5	Acquisition of two vehicles - 11 passengers for new routes	Aibonito	2019	F	180,000	-	-	180,000	Narrative Justification Submitted	Toll Credit	Carryover FY 2019	
				S	-	-	-	-				
				T	180,000	-	-	180,000				
6	Design and Engineering for the Construction of Maintenance Facilities, Phase I	Barranquitas	2018	F	51,064		-	51,064	Narrative Justification Submitted	Toll Credit	Carryover FY 2019	
				S	-		-					
				T	51,064		-	51,064				
7	Construction of the Maintenance Facilities, Phase II	Barranquitas	2018	F	-	357,608		357,608	Narrative Justification Submitted	Toll Credit	Carryover FY 2018	
				S	-							
				T	-	357,608		357,608				
8	Repair and Maintenance to Kulian and Guardarrama Public Transportation Terminal, Phase I	Bayamón	2013	F	-	320,000	-	320,000	Narrative Justification Submitted	Toll Credit	Carryover Funds FY 2013. Application under FTA Consideration. TrAMS # 2008-2016-1	
				S	-		-	-				
				T	-	320,000	-	320,000				
9	Improvement to Trolley Maintenance Garage, Phase II	Bayamón	2013	F	144,000		-	144,000	Narrative Justification Submitted	Toll Credit	Carryover Funds \$144,000 FY 2013 Application under FTA Consideration. TrAMS # 2008-2017-1	
				S	-		-	-				
				T	144,000	-	-	144,000				
10	Improvement to Trolley Maintenance Garage, Phase II-B	Bayamón	2016	F	1,420,000		-	1,420,000	Narrative Justification Submitted	Toll Credit	Application 2008-2017-1	
				S	-		-	-				
				T	1,420,000	-	-	1,420,000				

GOVERNMENT OF PUERTO RICO
 PUERTO RICO DEPARTMENT OF TRANSPORTATION AND PUBLIC WORKS
 PUERTO RICO HIGHWAY AND TRANSPORTATION AUTHORITY
 STATEWIDE TRANSPORTATION IMPROVEMENT PROGRAM
 FISCAL YEARS 2019 - 2022
 AMENDMENT #1

SECTION 5307: SAN JUAN URBANIZED AREA (SJUA)

ADMINISTRATIVE MODIFICATION #1

Num.	Description	Grantee	Year	Annual Element	Three Years Program			Total Est. Cost	Project Justification	Source of Local Funds	Remarks	
					Apportioned	2019	2020					2021
11	Maintenance of Transit fleet	Bayamón	2015	F		87,415			87,415	Narrative Justification Submitted	Toll Credit	Carryover Fund FY2018 28,849 2008-2019-1; FY\$29,137, FY2020 \$29,429
				S					-			
				T		87,415			87,415			
12	Operational Assistance for ADA Paratransit Program	Bayamón	2015	F		132,537	133,862	84,080	350,479	Narrative Justification Submitted	Toll Credit	FY 15, 16 & 17 with a total of \$193,926 in FTA Grant 2018-002-00. FY2018 Application 2008-2019-1; FY19 \$65,939 FY2020 \$66,598
				S					-			
				T		132,537	133,862	84,080	350,479			
13	Pedestrian Improvements on Dr. Veve Street	Bayamón	2015	F			2,287,832	-	2,287,832	Narrative Justification Submitted	Toll Credit	Carryover Funds \$1,143,916 FY 2016 Associate Transit Improvements
				S		-		-	-			
				T		-	2,287,832	-	2,287,832			
14	Pedestrian and bicycle connection in Santa Cruz Sector (Tren Urbano - PR-5 - Santa Cruz Street)	Bayamón	2015	F			3,172,110		3,172,110	Narrative Justification Submitted	Toll Credit	Carryover Funds \$1,057,370 FY 2016 Associate Transit Improvements
				S					-			
				T			3,172,110		3,172,110			
15	Light Duty Support Vehicle	Bayamón	2018	F		36,000		-	36,000	Narrative Justification Submitted	Toll Credit	Carryover Funds FY 2018.
				S				-	-			
				T		36,000	-	-	36,000			
16	Operation and administrative equipment office of the paratransit /territorial planning programs	Bayamón	2018	F		8,000		-	8,000	Narrative Justification Submitted	Toll Credit	Carryover Funds FY 2018.
				S				-	-			
				T		8,000		-	8,000			
17	Software for automatic transit development passanger	Bayamón	2018	F		120,000		-	120,000	Narrative Justification Submitted	Toll Credit	
				S				-	-			
				T		120,000		-	120,000			
18	Replacement of 4 Paratransit Vehicles	Bayamón	2020	F		170,000		-	170,000	Narrative Justification Submitted	Toll Credit	
				S				-	-			
				T		170,000	-	-	170,000			
19	Preventive Maintenance for the Intermodal Terminal	Bayamón	2020	F		5,000		-	5,000	Narrative Justification Submitted	Toll Credit	
				S				-	-			
				T		5,000	-	-	5,000			
20	Preventive Maintenance for the Public Transportation Services	Caguas	2014	F		137,719	137,719	137,719	413,157	Narrative Justification Submitted	Toll Credit	Carryover FY2018 (\$45,450) & FY2019 (\$45,905). FY 2020(\$46,364)
				S		-			-			
				T		137,719	137,719	137,719	413,157			

GOVERNMENT OF PUERTO RICO
 PUERTO RICO DEPARTMENT OF TRANSPORTATION AND PUBLIC WORKS
 PUERTO RICO HIGHWAY AND TRANSPORTATION AUTHORITY
 STATEWIDE TRANSPORTATION IMPROVEMENT PROGRAM
 FISCAL YEARS 2019 - 2022
 AMENDMENT #1

SECTION 5307: SAN JUAN URBANIZED AREA (SUA)

ADMINISTRATIVE MODIFICATION #1

Num.	Description	Grantee	Year	Annual Element	Three Years Program				Total Est. Cost	Project Justification	Source of Local Funds	Remarks
					Apportioned	2019	2020	2021				
21	Provision of Paratransit Services	Caguas	2015	F		90,792	90,792	90,792	272,376	Narrative Justification Submitted	Toll Credits	Carryover Funds FY18 \$89,890 and FY19 \$90,789. FY2020 (\$91,697) 2417-2018-1
				S	-				-			
				T	-	90,792	90,792	90,792	272,376			
22	Acquisition of Two (2) Support Vehicles	Caguas	2020	F		80,000			80,000	Narrative Justification Submitted	Toll Credits	
				S	-				-			
				T	-	80,000			80,000			
23	Acquisition of two (2) trolleys	Canóvanas	2015	F		242,560			242,560	Narrative Justification Submitted	Toll Credits	Subject to comply with FTA requirements.
				S					-			
				T		242,560	-		242,560			
24	Preventive Maintenance for Transit Fleet (SITUR)	Canóvanas	2020	F		35,000		-	35,000	Narrative Justification Submitted	Toll Credit	
				S	-			-	-			
				T	-	35,000		-	35,000			
25	Preventive Maintenance for Public Transportation	Canóvanas	2015	F			270,855		270,855	Narrative Justification Submitted	Toll Credits	Carryover Funds \$80,000 FY 2015 & \$44,800 FY 2016. Carryover FY2017 \$45,000 & FY2018 \$50,000
				S	-				-			
				T	-		270,855	-	270,855			
26	Design & NEPA for Maintenance Facilities of SITUR	Canóvanas	2018	F		45,000			45,000	Narrative Justification Submitted	Toll Credit	Carryover Funds FY 2018.
				S					-			
				T		45,000			45,000			
27	Security System for bus stops of the Sistema de Transporte Colectivo of Canóvanas (SITUR)	Canóvanas	2019	F		33,125			33,125	Narrative Justification Submitted	Toll Credit	Carryover Funds FY 2019.
				S					-			
				T		33,125			33,125			
28	Preventive Maintenance	Carolina	2016	F		225,363		-	225,363	Narrative Justification Submitted	Toll Credit	Annual element 2019 included PR-2019-007-02-00
				S					-			
				T		225,363		-	225,363			
29	Additional Funds for the Rehabilitation of 19 buses	Carolina	2015	F		105,578	-	-	105,578	Narrative Justification Submitted	Toll credit	Application 2038-2019-1
				S	-		-	-	-			
				T	-	105,578	-	-	105,578			
30	Drugs and Alcohol Test	Carolina	2018	F		832	4,880		5,712	Narrative Justification Submitted	Toll Credit	Application 2038-2019-1
				S					-			
				T	-	832	4,880		5,712			

GOVERNMENT OF PUERTO RICO
 PUERTO RICO DEPARTMENT OF TRANSPORTATION AND PUBLIC WORKS
 PUERTO RICO HIGHWAY AND TRANSPORTATION AUTHORITY
 STATEWIDE TRANSPORTATION IMPROVEMENT PROGRAM
 FISCAL YEARS 2019 - 2022
 AMENDMENT #1

SECTION 5307: SAN JUAN URBANIZED AREA (SJUA)

ADMINISTRATIVE MODIFICATION #1

Num.	Description	Grantee	Year	Annual Element	Three Years Program			Total Est. Cost	Project Justification	Source of Local Funds	Remarks
					2019	2020	2021				
31	Drivers and Physical Examination	Carolina	2018	F	1,800	15,000		16,800	Narrative Justification Submitted	Toll Credit	Application 2038-2019-1
				S				-			
				T	-	15,000		16,800			
					1,800						
32	Employee Education Training	Carolina	2018	F	3,360	16,000		19,360	Narrative Justification Submitted	Toll Credit	Application 2038-2019-1
				S				-			
				T	3,360	16,000	-	19,360			
					3,360						
33	Intelligent Transportation System- Monthly Payment Support	Carolina	2018	F	22,800			22,800	Narrative Justification Submitted	Toll Credit	Application 2038-2019-1
				S				-			
				T	22,800			22,800			
					22,800						
34	Security Cameras/DVR System- Monthly Payment Support	Carolina	2018	F	24,320			24,320	Narrative Justification Submitted	Toll Credit	Application 2038-2019-1
				S				-			
				T	-	24,320		24,320			
					24,320						
35	Repair of Bus Wash Facilities	Carolina	2018	F	10,000			10,000	Narrative Justification Submitted	Toll Credit	Application 2038-2019-1
				S				-			
				T	10,000			10,000			
					10,000						
36	Replacing Communications Equipment	Carolina	2018	F	28,983			28,983	Narrative Justification Submitted	Toll Credit	Application 2038-2019-1
				S				-			
				T	-	28,983		28,983			
					28,983						
37	Rehabilitation of Barrazas Bus Terminal Facilities	Carolina	2018	F	78,400			78,400	Narrative Justification Submitted	Toll Credit	Carryover Funds FY18
				S				-			
				T	-	78,400		78,400			
					78,400						
38	Rehabilitation of Bus Drivers Rest Area	Carolina	2018	F	29,589			29,589	Narrative Justification Submitted	Toll Credit	Carryover Funds FY18
				S				-			
				T	29,589			29,589			
					29,589						
39	Bus Rehabilitation	Carolina	2018	F	640,000	-	-	640,000	Narrative Justification Submitted	Toll Credit	Carryover Funds FY18 Application 2038-2019-1
				S				-			
				T	-	640,000	-	640,000			
					640,000						
40	Intelligent Transportation System- Monthly Payment Support	Carolina	2019	F	44,000	22,000	22,000	88,000	Narrative Justification Submitted	Toll Credit	Carryover Funds FY19 \$22,000
				S				-			
				T	44,000	22,000	22,000	88,000			
					44,000						

GOVERNMENT OF PUERTO RICO
 PUERTO RICO DEPARTMENT OF TRANSPORTATION AND PUBLIC WORKS
 PUERTO RICO HIGHWAY AND TRANSPORTATION AUTHORITY
 STATEWIDE TRANSPORTATION IMPROVEMENT PROGRAM
 FISCAL YEARS 2019 - 2022
 AMENDMENT #1

SECTION 5307: SAN JUAN URBANIZED AREA (SIJA)

ADMINISTRATIVE MODIFICATION #1

Num.	Description	Grantee	Year	Apportioned	Annual Element				Total Est. Cost	Project Justification	Source of Local Funds	Remarks
					2019	2020	2021	2022				
41	Security Cameras/DVR System - Monthly Payment Support	Carolina	2019	F	35,520	17,760	17,760	71,040	Narrative Justification Submitted	Toll Credit	Carryover Funds FY19 \$17,760	
				S				-				
				T	35,520	17,760	17,760	71,040				
42	Contracting on the Non-fixed ADA Paratransit Services	Carolina	2019	F	119,200	59,600	59,600	238,400	Narrative Justification Submitted	Toll Credit	Carryover Funds FY19 \$59,600 Application 2038-2019-1	
				S				-				
				T	119,200	59,600	59,600	238,400				
43	Acquisition of 3 Laptops Computer Hardware and Software	Carolina	2019	F		5,174		5,174	Narrative Justification Submitted	Toll Credit	Carryover FY19	
				S				-				
				T		5,174		5,174				
44	Engineering and Design - Bus Shelters Construction (2nd phase)	Carolina	2019	F	176,310			176,310	Narrative Justification Submitted	Toll Credit	Carryover FY19 Application 2038-2019-1	
				S				-				
				T	176,310			176,310				
45	Project Management- Supervision of the Bus Shelters Construction 2nd Phase	Carolina	2020	F		25,645		25,645	Narrative Justification Submitted	Toll Credit		
				S				-				
				T		25,645		25,645				
46	Construction Management - Inspection of the Bus Shelters Construction (2nd Phase)	Carolina	2019	F		112,197		112,197	Narrative Justification Submitted	Toll Credit	Carryover FY19	
				S				-				
				T		112,197		112,197				
47	Purchase of two (2) Low Floor Transit Buses for the Public Transportation System.	Carolina	2020	F	874,950			874,950	Narrative Justification Submitted	Toll Credit		
				S				-				
				T	874,950	-		874,950				
48	Purchase of Uniforms and related items for the Transit Service Drivers	Carolina	2020	F	9,104			9,104	Narrative Justification Submitted	Toll Credit		
				S				-				
				T	9,104	-		9,104				
49	Design Transit Buses Yard, Staff Office and Driver Rest Area	Carolina	2020	F	76,592			76,592	Narrative Justification Submitted	Toll Credit		
				S				-				
				T	76,592	-		76,592				
50	Construction of Transit Buses Yard, Staff Office and Driver Rest Area	Carolina	2020	F		619,700		619,700	Narrative Justification Submitted	Toll Credit		
				S				-				
				T		619,700		619,700				

GOVERNMENT OF PUERTO RICO
 PUERTO RICO DEPARTMENT OF TRANSPORTATION AND PUBLIC WORKS
 PUERTO RICO HIGHWAY AND TRANSPORTATION AUTHORITY
 STATEWIDE TRANSPORTATION IMPROVEMENT PROGRAM
 FISCAL YEARS 2019 - 2022

AMENDMENT #1

SECTION 5307: SAN JUAN URBANIZED AREA (SIJA)

ADMINISTRATIVE MODIFICATION #1

Num.	Description	Grantee	Year	Annual Element	Three Years Program			Total Est. Cost	Project Justification	Source of Local Funds	Remarks	
					Apportioned	2019	2020					2021
51	Design Rehab of Sidewalks/ Access Around the Bus Shelter	Carolina	2020	F		61,134			61,134	Narrative Justification Submitted	Toll Credit	
				S					-			
				T		61,134			61,134			
52	Construction/ Rehab of Sidewalks/ Access Around the Bus Shelter	Carolina	2020	F			494,630		494,630	Narrative Justification Submitted	Toll Credit	
				S					-			
				T		-	494,630		494,630			
53	Preventive Maintenance Cost for Transit System	Cataño	2016	F		202,416			202,416	Narrative Justification Submitted	Toll Credit	Carryover Funds FY 16 (\$40,000) Application 5320-2018-1. Carryover funds FY 17 (\$80,000), FY18 (\$40,440), FY19 (\$40,804) & FY20 (\$41,212)
				S		-			-			
				T		-	202,416		-			
54	Operational Assistance for ADA Paratransit Services	Cataño	2018	F		192,000			192,000	Narrative Justification Submitted	Toll Credit	Carryover Funds FY18 \$64,000 FY19 \$64,000
				S					-			
				T		192,000			192,000			
55	Preventive Maintenance Cost for Transit System	Cayey	2013	F		171,099	28,677		199,776	Narrative Justification Submitted	Toll Credit	Carryover Funds \$31,614 for FY 2013 & \$27,568 for FY 2014. FY 2013 & 2014, 2015, 2016, 2017 and 2018 in Application under FTA Consideration TrAMS # 5584-2016-1.
				S		-			-			
				T		-	171,099	28,677				
56	Provision of Paratransit Services in Accordance with ADA Regulations	Cayey	2013	F		596,323	89,636		685,959	Narrative Justification Submitted	Toll Credit	Carryover Funds \$86,368 for 2013, \$86,368 for FY 2014, \$79,984 FY 2015 & \$79,984 FY 2016. FY 2013 & 2014 in Application under FTA Consideration TrAMS # 5584-2016-1
				S		-			-			
				T		596,323	89,636		-			
57	Construction of Sidewalks and Ramps, Removal of Architectural Barriers along the Trolley Route	Cayey	2018	F		175,532			175,532	Narrative Justification Submitted	Toll Credit	Carryover FY 2019 \$175,532
				S					-			
				T		175,532			-			
58	Design and Engineering of Construction of Transportation Buses Maintenance & Garage Center	Cayey	2019	F		350,000			350,000	Narrative Justification Submitted	Toll Credit	Carryover Funds FY2019 \$350,000
				S					-			
				T		350,000			350,000			
59	Construction of Transportation Buses Maintenance & Garage Center	Cayey	2019	F		1,000,000			1,000,000	Narrative Justification Submitted	Toll Credit	Pending PRHTA evaluation
				S					-			
				T		1,000,000			1,000,000			
60	Acquisition of two (2) 32 feet Minibuses of 24 passengers for the replacement of two 30 feet minibuses	Cayey	2020	F		540,000			540,000	Narrative Justification Submitted	Toll Credit	
				S					-			
				T		540,000			540,000			

GOVERNMENT OF PUERTO RICO
 PUERTO RICO DEPARTMENT OF TRANSPORTATION AND PUBLIC WORKS
 PUERTO RICO HIGHWAY AND TRANSPORTATION AUTHORITY
 STATEWIDE TRANSPORTATION IMPROVEMENT PROGRAM
 FISCAL YEARS 2019 - 2022
 AMENDMENT #1

SECTION 5307: SAN JUAN URBANIZED AREA (SJUA)

ADMINISTRATIVE MODIFICATION #1

Num.	Description	Grantee	Year	Annual Element	Three Years Program			Total Est. Cost	Project Justification	Source of Local Funds	Remarks
					2019	2020	2021				
61	Design of Pedestrian Bridge from Main Terminal to Turabo University	Cayey	2020	F	150,000			150,000	Narrative Justification Submitted	Toll Credit	
				S				-			
				T	150,000			150,000			
62	Preventive Maintenance Cost for Transit System	Ciales	2017	F	60,602	20,606		81,208	Narrative Justification Submitted	Toll Credit	Carryover FY 2019 \$60,602
				S	-			-			
				T	60,602	20,606		81,208			
63	Purchase of Communication Equipment - One Mobile Radio	Ciales	2017	F	10,000			10,000	Narrative Justification Submitted	Toll Credit	Carryover FY17
				S				-			
				T	10,000			10,000			
64	Acquisition of Equipment for the Maintenance of Transit Fleet	Ciales	2017	F	7,000			7,000	Narrative Justification Submitted	Toll Credit	Carryover FY17
				S	-			-			
				T	7,000			7,000			
65	Preventive Maintenance Cost for Transit System	Cidra	2018	F	30,452	15,455		45,907	Narrative Justification Submitted	Toll Credit	Carryover FY18 \$15,550 & FY19 \$15,302
				S				-			
				T	30,452	15,455		45,907			
66	Design and Construction of eight (8) bus stops	Corozal	2015	F	64,375			64,375	Narrative Justification Submitted	Toll Credit	Carryover Funds \$67,200 FY 2015 & \$50,155 FY 2016. In grant PR-2018-014 it was approved \$52,980.
				S	-			-			
				T	64,375			64,375			
67	Design Improvements to the Público Vehicles Terminal at the Urban Center of Corozal - Improve pedestrian access	Corozal	2015	F	76,580			76,580	Narrative Justification Submitted	Toll Credit	Carryover Funds \$76,580 FY 2016
				S				-			
				T	76,580			76,580			
68	Construction Improvements to the Público Vehicles Terminal at the Urban Center of Corozal - Improve pedestrian and vehicle access.	Corozal	2017	F	143,420			143,420	Narrative Justification Submitted	Toll Credit	Carryover FY17
				S				-			
				T	143,420			143,420			
69	Preventive Maintenance for Transit Fleet	Corozal	2015	F	110,451			110,451	Narrative Justification Submitted	Toll Credit	Carryover Funds \$9,446 FY 2015 & \$16,355 FY 2016, FY2017 \$46,198 and FY2018 \$21,205
				S	-			-			
				T	110,451			110,451			
70	Improvements to streets, municipal roads and sidewalk along one stop on fixed trolley route	Corozal	2015	F	119,259			119,259	Narrative Justification Submitted	Toll Credit	Carryover Funds \$119,250 FY 2015
				S				-			
				T	119,259			119,259			

GOVERNMENT OF PUERTO RICO
 PUERTO RICO DEPARTMENT OF TRANSPORTATION AND PUBLIC WORKS
 PUERTO RICO HIGHWAY AND TRANSPORTATION AUTHORITY
 STATEWIDE TRANSPORTATION IMPROVEMENT PROGRAM
 FISCAL YEARS 2019 - 2022

AMENDMENT #1

SECTION 5307: SAN JUAN URBANIZED AREA (SJUA)

ADMINISTRATIVE MODIFICATION #1

Num.	Description	Grantee	Year	Annual Element	Three Years Program				Total Est. Cost	Project Justification	Source of Local Funds	Remarks
					2019	2020	2021	2022				
71	Design and Construction of Five Bus Shelters and Signage for Dos Bocas New Route	Corozal	2018	F	104,513				104,513	Narrative Justification Submitted	Toll Credit	Carryover FY18
				S	-				-			
				T		104,513		-	104,513			
72	Design and Construction of Sidewalks along Shelter and Stops; Elderly Center, City Hall & Dos Bocas.	Corozal	2018	F	156,800				156,800	Narrative Justification Submitted	Toll Credit	Carryover FY18
				S					-			
				T		156,800		-	156,800			
73	Operational Assistance for ADA Paratransit	Corozal	2018	F	68,796			22,992	91,788	Narrative Justification Submitted	Toll Credit	Carryover funds FY2018 \$22,992 FY19 \$22,992
				S	-				-			
				T		68,796	-	22,992	91,788			
74	Acquisition of One (1) 16 Passenger Bus for Fixed Route; Dos Bocas New Route and One (1) Paratransit 11 Passenger	Corozal	2018	F	200,000				200,000	Narrative Justification Submitted	Toll Credit	Carryover FY18
				S					-			
				T		200,000		-	200,000			
75	Additional funds- Design and construction of sidewalks along shelter and stops;elderly center,city hall and dos bocas. Requested 130,667.00. Administrative Modification-\$104,513. Difference-\$26,154	Corozal	2019	F	26,154				26,154	Narrative Justification Submitted	Toll Credit	Carryover FY2019
				S					-			
				T		26,154			26,154			
76	Preventive Maintenance Cost for Transit Fleet	Dorado	2016	F	25,817			-	25,817	Narrative Justification Submitted	Toll Credit	
				S	-			-	-			
				T		25,817		-	25,817			
77	Provision of Paratransit Services in Accordance with ADA Regulations	Dorado	2015	F	69,982			-	69,982	Narrative Justification Submitted	Toll Credit	
				S	-			-	-			
				T		69,982		-	69,982			
78	Complete Street Project for Méndez Vigo West Avenue, Design Phase	Dorado	2020	F	130,000		-		130,000	Narrative Justification Submitted	Toll Credit	
				S				-	-			
				T		130,000		-	130,000			
79	Complete Street Project for Méndez Vigo West Avenue, Construction Phase	Dorado	2020	F			1,300,000		1,300,000	Narrative Justification Submitted	Toll Credit	
				S					-			
				T			1,300,000	-	1,300,000			
80	Preventive Maintenance Cost for Transit Fleet	Guaynabo	2013	F	328,064			-	328,064	Narrative Justification Submitted	Toll Credit	FY 2019 \$163,216 in Application 1905-2020-1. FY2020 \$164,848
				S					-			
				T		328,064		-	328,064			

GOVERNMENT OF PUERTO RICO
 PUERTO RICO DEPARTMENT OF TRANSPORTATION AND PUBLIC WORKS
 PUERTO RICO HIGHWAY AND TRANSPORTATION AUTHORITY
 STATEWIDE TRANSPORTATION IMPROVEMENT PROGRAM
 FISCAL YEARS 2019 - 2022
 AMENDMENT #1

SECTION 5307: SAN JUAN URBANIZED AREA (SJUA)

ADMINISTRATIVE MODIFICATION #1

Num.	Description	Grantee	Year	Annual Element	Three Years Program			Total Est. Cost	Project Justification	Source of Local Funds	Remarks	
					AppORTioned	2019	2020					2021
81	Operational Assistance for ADA Paratransit Services	Guaynabo	2018	F		93,726			93,726	Narrative Justification Submitted	Toll Credit	
				S					-			
				T		93,726			93,726			
82	Purchase and installation of GPS tracking system and Automatic Passenger Counters (APC) for 25 vehicle fleet	Guaynabo	2019	F		146,000			146,000	Narrative Justification Submitted	Toll Credit	Carryover FY2019
				S					-			
				T		146,000			146,000			
83	Purchase of two support vehicles to transport drivers, One 12 passenger van and one medium duty pick-up truck	Guaynabo	2019	F		75,000			75,000	Narrative Justification Submitted	Toll Credit	Carryover FY19
				S					-			
				T		75,000			75,000			
84	Purchase of two Cummins engines to replace damaged engines on transit buses-	Guaynabo	2019	F		17,000			17,000	Narrative Justification Submitted	Toll Credit	Carryover FY19
				S					-			
				T		17,000			17,000			
85	Training for Transit System Supervisors	Guaynabo	2020	F		19,435			19,435	Narrative Justification Submitted	Toll Credit	
				S					-			
				T		19,435			19,435			
86	Replacement of 3 Paratransit Vehicle	Guaynabo	2020	F		270,000			270,000	Narrative Justification Submitted	Toll Credit	
				S					-			
				T		270,000			270,000			
87	Purchase of three (3) Buses Less Than <30' for Expansion of Transit Services to Mamey, Barrio Rios and Hato Nuevo Wards.	Guaynabo	2020	F		375,000			375,000	Narrative Justification Submitted	Toll Credit	
				S					-			
				T		375,000			375,000			
88	Maintenance Expenses	Gurabo	2015	F		60,331		-	60,331	Narrative Justification Submitted	Toll Credit	Carryover Funds \$8,000 FY 2015 & \$9,000 FY 2016 in Carryover FY17\$10,000, FY18 \$11,000, FY19 \$11,110
				S					-			
				T	-	60,331			60,331			
89	Provision for paratransit service	Gurabo	2015	F		265,716		-	265,716	Narrative Justification Submitted	Toll Credit	Carryover FY17 \$65,933 and FY18 \$65,933 FY19 \$65,598
				S					-			
				T	-	265,716			265,716			
90	Design Improvements to Sidewalks on Fixed Trolley Route	Gurabo	2018	F		96,000		-	96,000	Narrative Justification Submitted	Toll Credit	Carryover FY2019
				S	-				-			
				T		96,000			96,000			

GOVERNMENT OF PUERTO RICO
 PUERTO RICO DEPARTMENT OF TRANSPORTATION AND PUBLIC WORKS
 PUERTO RICO HIGHWAY AND TRANSPORTATION AUTHORITY
 STATEWIDE TRANSPORTATION IMPROVEMENT PROGRAM
 FISCAL YEARS 2019 - 2022
 AMENDMENT #1

SECTION 5307: SAN JUAN URBANIZED AREA (SJUA)

ADMINISTRATIVE MODIFICATION #1

Num.	Description	Grantee	Year	Annual Element	Three Years Program			Total Est. Cost	Project Justification	Source of Local Funds	Remarks		
					AppORTioned	2019	2020					2021	2022
91	Design, Environmental Compliance and Construction of Paseo Lineal at Jaguas Ward	Gurabo	2018	F		40,800		-	40,800	Narrative Justification Submitted	Toll Credit	Carryover FY2019	
				S	-				-				
				T		40,800			-				40,800
92	Acquisition and Installation of Security Cameras System for the Publico Terminal	Gurabo	2019	F		30,000			30,000	Narrative Justification Submitted	Toll Credit	Carryover FY19	
				S					-				
				T		30,000							30,000
93	Construction of Bus Stop with Solar System	Gurabo	2020	F			62,000		62,000	Narrative Justification Submitted	Toll Credit		
				S					-				
				T			62,000						62,000
94	Acquisition of Trash Can for Bus Stop	Gurabo	2020	F		35,000			35,000	Narrative Justification Submitted	Toll Credit		
				S					-				
				T		35,000							35,000
95	Operational Assistance for ADA Paratransit	Gurabo	2020	F		406,250			406,250	Narrative Justification Submitted	Toll Credit		
				S					-				
				T		406,250							406,250
96	Maintenance for Fixed Route	Gurabo	2020	F		62,500			62,500	Narrative Justification Submitted	Toll Credit		
				S					-				
				T		62,500							62,500
97	Drug and Alcohol Test	Gurabo	2020	F		6,250			6,250	Narrative Justification Submitted	Toll Credit		
				S					-				
				T		6,250							6,250
98	Preventive Maintenance Cost for Público Terminals	Humacao	2015	F		265,450	45,905	46,364	357,719	Narrative Justification Submitted	Toll Credit	Carryover Funds \$135,000 FY 2015 & \$40,000 FY 2016. FY 2015 in Application under FTA Consideration TrAMS # 5567-2017-1 FY17 \$45,000	
				S		-							-
				T		265,450	45,905	46,364					357,719
99	Preventive Maintenance Cost for Transit Fleet	Humacao	2013	F		192,108	57,236	57,808	307,152	Narrative Justification Submitted	Toll Credit	Carryover Funds \$23,400 for FY 2013, \$1,400 for FY 2014 & \$53,970 FY 2016. FY 2013 & 2014 in Application under FTA Consideration TrAMS # 5567-2017-1 FY17 & FY2020 \$56,669	
				S		-							-
				T		192,108	57,236	57,808					307,152
100	Provision of Paratransit Services in Accordance with ADA Regulations	Humacao	2013	F		425,850	86,709	87,576	600,135	Narrative Justification Submitted	Toll Credit	Carryover Funds \$80,000 for FY 2013, \$90,000 FY 2014 & \$85,000 FY 2016. FY 2013 & 2014 in Application under FTA Consideration TrAMS # 5567-2017-1; FY17 \$85,000	
				S		-							-
				T		425,850	86,709	87,576					600,135
101	Replacement of Twelve (12) Bus Passenger Shelter for Existing Trolley Route	Humacao	2013	F		144,000	-	-	144,000	Narrative Justification Submitted	Toll Credit	Carryover Funds FY 2013 in Application under FTA Consideration TrAMS # 5567-2017-1	
				S		-							-
				T		144,000	-	-					144,000

GOVERNMENT OF PUERTO RICO
 PUERTO RICO DEPARTMENT OF TRANSPORTATION AND PUBLIC WORKS
 PUERTO RICO HIGHWAY AND TRANSPORTATION AUTHORITY
 STATEWIDE TRANSPORTATION IMPROVEMENT PROGRAM
 FISCAL YEARS 2019 - 2022
 AMENDMENT #1
 ADMINISTRATIVE MODIFICATION #1

SECTION 5307: SAN JUAN URBANIZED AREA (SJUA)

Num.	Description	Grantee	Year	Annual Element	Three Years Program			Total Est. Cost	Project Justification	Source of Local Funds	Remarks
					2019	2020	2021				
102	Installation of 36 Bus Stops for New Trolley Routes	Humacao	2014	F	8,640	-	-	8,640	Narrative Justification Submitted	Toll Credit	Carryover Funds FY 2014 in Application under FTA Consideration TrAMS # 5567-2017-1
				S	-	-	-	-			
				T	-	8,640	-	-			
103	Purchase of Computer Equipment and Radio Communication System	Humacao	2018	F	-	14,728	-	14,728	Narrative Justification Submitted	Toll Credit	Carryover FY18
				S	-	-	-	-			
				T	-	14,728	-	-			
104	Purchase of Equipment for Municipal Transit Garage	Humacao	2018	F	-	1,760	-	1,760	Narrative Justification Submitted	Toll Credit	Carryover FY18
				S	-	-	-	-			
				T	-	1,760	-	-			
105	Drugs and Alcohol Test and Physical Examination for SITRAH Drivers	Humacao	2019	F	2,820	1,410	1,410	5,640	Narrative Justification Submitted	Toll Credit	Carryover FY19 \$1,410
				S	-	-	-	-			
				T	2,820	1,410	1,410	5,640			
106	Preventive Maintenance Cost for Nine (9) Vehicles	Juncos	2014	F	153,124	-	-	153,124	Narrative Justification Submitted	Toll Credit	Carryover FY17 \$53,161, FY18 \$33,628 FY19 \$52,436
				S	-	-	-	-			
				T	-	153,124	-	-			
107	Provision of Paratransit Services in Accordance with ADA Regulations	Juncos	2015	F	264,577	-	-	264,577	Narrative Justification Submitted	Toll Credit	Carryover funds for FY17 \$65,650, FY18 \$65,650 & FY19 \$63,370
				S	-	-	-	-			
				T	264,577	-	-	264,577			
108	Purchase of Equipment for Municipal Transit Garage	Juncos	2013	F	20,000	-	-	20,000	Narrative Justification Submitted	Toll Credit	Carryover Funds FY 2013 in Application under FTA Consideration TrAMS # 3050-2016-1
				S	-	-	-	-			
				T	-	20,000	-	-			
109	Replacement of Two(2) 30 Ft vehicles	Juncos	2018	F	-	320,000	-	320,000	Narrative Justification Submitted	Toll Credit	Carryover Funds FY 2018 \$320,000
				S	-	-	-	-			
				T	-	320,000	-	-			
110	Reconstruction of sidewalks, curbs and gutters along main transit routes to acces transit stops, including engineering and supervision.	Juncos	2019	F	725,000	-	-	725,000	Narrative Justification Submitted	Toll Credit	Carryover Funds FY2019 \$362,500, FY 2020 \$362,500
				S	-	-	-	-			
				T	725,000	-	-	725,000			
111	Reconstruction of sidewalks, curbs and gutters along main transit routes to acces transit stops, including engineering and supervision.(Phase 3)	Juncos	2020	F	304,921	-	-	304,921	Narrative Justification Submitted	Toll Credit	
				S	-	-	-	-			
				T	304,921	-	-	304,921			
112	Employee Trainings	Juncos	2020	F	16,000	-	-	16,000	Narrative Justification Submitted	Toll Credits	
				S	-	-	-	-			
				T	16,000	-	-	16,000			

GOVERNMENT OF PUERTO RICO
 PUERTO RICO DEPARTMENT OF TRANSPORTATION AND PUBLIC WORKS
 PUERTO RICO HIGHWAY AND TRANSPORTATION AUTHORITY
 STATEWIDE TRANSPORTATION IMPROVEMENT PROGRAM
 FISCAL YEARS 2019 - 2022
 AMENDMENT #1

SECTION 5307: SAN JUAN URBANIZED AREA (SJUA)

ADMINISTRATIVE MODIFICATION #1

Num.	Description	Grantee	Year	Annual Element	Three Years Program			Total Est. Cost	Project Justification	Source of Local Funds	Remarks	
					AppORTIONED	2019	2020					2021
113	Engineering, Design and Environmental Compliance for the Construction of Maintenance Facilities, Phase I	Las Piedras	2016	F		120,000			120,000	Narrative Justification Submitted	Toll Credits	Carryover Funds FY16
				S					-			
				T		120,000			120,000			
114	Construction of Maintenance Facilities, Phase II	Las Piedras	2018	F		284,000		-	284,000	Narrative Justification Submitted	Toll Credits	Carryover FY18
				S					-			
				T		284,000			284,000			
115	Provision of Paratransit Services in Accordance with ADA Regulations	Manatí	2017	F		123,764	61,882		185,646	Narrative Justification Submitted	Toll Credits	FY18 \$61,882 & FY19 \$61,882 Application 1906-2019-1
				S		-			-			
				T		123,764	61,882		185,646			
116	Preventive Maintenance Cost for Transit Fleet	Manatí	2017	F		66,812	33,406		100,218	Narrative Justification Submitted	Toll Credits	FY 18 \$33,406 & FY19 \$33,406 Application 1906-2019-1.
				S		-			-			
				T		66,812	33,406		100,218			
117	Environmental Study, Design and Construction of Transfer Station and Maintenance Garage	Manatí	2017	F		-	218,400	-	218,400	Narrative Justification Submitted	Toll Credits	Subject to complete Grant in TRAMs. Carryover FY2018
				S		-			-			
				T		-	218,400		218,400			
118	Additional Funds for the Acquisition of Land for the Construction of Transfer Station and Maintenance Garage	Manatí	2018	F			146,400	-	146,400	Narrative Justification Submitted	Toll Credits	Carryover FY18
				S		-			-			
				T		-	146,400		146,400			
119	Replacement of buses for the fixed route fleet	MBA	2018	F				5,700,000	5,700,000	Narrative Justification Submitted	Toll Credits	FY2023 \$5,700,000
				S					-			
				T		-			5,700,000			
120	Preventive Maintenance for the Fixed Route and Paratransit Fleet	MBA	2018	F		12,000,000	12,000,000	-	24,000,000	Narrative Justification Submitted	Toll Credits	Carryover FY2018 \$12,000,000
				S					-			
				T		12,000,000	12,000,000		24,000,000			
121	Project Administration	MBA	2019	F			100,000	-	100,000	Narrative Justification Submitted	Toll Credits	Carryover FY19 \$100,000
				S					-			
				T		-	100,000		100,000			
122	Replacement of twelve (12) paratransit unit	MBA	2019	F		500,000	500,000	-	1,000,000	Narrative Justification Submitted	Toll Credits	Carryover F2019 \$500,000
				S					-			
				T		500,000	500,000		1,000,000			
123	Improvements of the Public Transportation Terminal	Morovis	2019	F		813,210	-	-	813,210	Narrative Justification Submitted	Toll Credits	Carryover FY2019
				S					-			
				T			-		813,210			
					813,210							

GOVERNMENT OF PUERTO RICO
 PUERTO RICO DEPARTMENT OF TRANSPORTATION AND PUBLIC WORKS
 PUERTO RICO HIGHWAY AND TRANSPORTATION AUTHORITY
 STATEWIDE TRANSPORTATION IMPROVEMENT PROGRAM
 FISCAL YEARS 2019 - 2022
 AMENDMENT #1
 ADMINISTRATIVE MODIFICATION #1

SECTION 5307: SAN JUAN URBANIZED AREA (SIJA)

Num.	Description	Grantee	Year	Apportioned	Annual Element	Three Years Program			Total	Project Justification	Source of Local Funds	Remarks
					2019	2020	2021	2022	Est. Cost			
124	Acquisition of two (2) buses- 11 passengers for fixed routes	Naranjito	2019		F	160,000			160,000	Narrative Justification Submitted	Toll Credits	Carryover FY19
					S				-			
					T	160,000			160,000			
125	Improvements to existing Ignacio Morales Acosta Street (sidewalks and pedestrian walkway) for Full Street Concept to Connect with the Collective Transportation Terminal of the Municipality of Naranjito (Phase 1 of 2)	Naranjito	2020		F	86,948			86,948	Narrative Justification Submitted	Toll Credits	
					S				-			
					T	86,948			86,948			
126	Improvements to existing Ignacio Morales Acosta Street (sidewalks and pedestrian walkway) for Full Street Concept to Connect with the Collective Transportation Terminal of the Municipality of Naranjito (Phase 2 of 2)	Naranjito	2020		F		884,041		884,041	Narrative Justification Submitted	Toll Credits	
					S				-			
					T		884,041		884,041			
127	Preventive Maintenance Cost for Tren Urbano	PRHTA/ATI-TU	2016		F	15,000,000	9,500,000		24,500,000	Narrative Justification Submitted	Toll Credits	Lapsing Funds FY2015. Transfer Funds for AUA 5307 \$324,649
					S				-			
					T	15,000,000	9,500,000		24,500,000			
128	Heavy Preventive Maintenance (HPM) 720 for Tren Urbano	PRHTA/ATI-TU	2020		F			8,000,000	8,000,000	Narrative Justification Submitted	Toll Credits	FY2023 \$8,000,000, FY2024 \$8,000,000 FY25 \$8,000,000
					S				-			
					T			8,000,000	8,000,000			
129	Technical Oversight for TU Operator	PRHTA/ATI-TU	2020		F	1,500,000			1,500,000	Narrative Justification Submitted	Toll Credits	
					S	-	-	-	-			
					T	1,500,000	-	-	1,500,000			
130	Bridge Inspection	PRHTA/ATI-TU	2020		F		1,500,000		1,500,000	Narrative Justification Submitted	Toll Credits	
					S	-	-	-	-			
					T	-	1,500,000	-	1,500,000			
131	Design and Engineering Integración de Sistema de Autobuses de Transporte Colectivo (BRT) PR 52-PR 18.	PRHTA	2020		F	1,000,000			1,000,000		Toll Credits	
					S				-			
					T	1,000,000			1,000,000			
132	Construction Integración de Sistema de Autobuses de Transporte Colectivo (BRT) PR 52-PR 18.	PRHTA	2020		F			12,600,000	12,600,000		Toll Credits	
					S				-			
					T			12,600,000	12,600,000			
133	Funds for Vessel Parts, Equipment and Drydocking	PRHTA/ATM	2017		F	1,500,000			1,500,000	Narrative Justification Submitted	Toll Credits	Carryover FY2017
					S	-			-			
					T	1,500,000			1,500,000			

GOVERNMENT OF PUERTO RICO
 PUERTO RICO DEPARTMENT OF TRANSPORTATION AND PUBLIC WORKS
 PUERTO RICO HIGHWAY AND TRANSPORTATION AUTHORITY
 STATEWIDE TRANSPORTATION IMPROVEMENT PROGRAM
 FISCAL YEARS 2019 - 2022
 AMENDMENT #1
 ADMINISTRATIVE MODIFICATION #1

SECTION 5307: SAN JUAN URBANIZED AREA (SIJA)

Num.	Description	Grantee	Year	Annual Element	Three Years Program			Total Est. Cost	Project Justification	Source of Local Funds	Remarks		
					Apportioned	2019	2020					2021	2022
134	Surveillance and Security System for Terminal and Vessels	PRHTA/ATM	2017	F			800,000	-	800,000	Narrative Justification Submitted	Toll Credits	Carryover FY2017	
				S	-				-				-
				T	-	-	800,000		-				800,000
135	Preventive Maintenance and Related Material Cost	PRHTA/ATM	2017	F		1,500,000			1,500,000	Narrative Justification Submitted	Toll Credits	Carryover FY2017	
				S	-				-				-
				T	-	1,500,000			-				1,500,000
136	Improvement to San Juan Maintenance Base	PRHTA/ATM	2017	F			480,000		480,000	Narrative Justification Submitted	Toll Credits	Carryover FY2017	
				S	-				-				-
				T	-		480,000		-				480,000
137	Acquisition of Travelyft for Isla Grande Maintenance Base for the ATM System	PRHTA/ATM	2017	F		3,996,110			3,996,110	Narrative Justification Submitted	Toll Credits	Carryover FY2017	
				S	-				-				-
				T	-	3,996,110			-				3,996,110
138	Purchase of Two (2) Pick Up Truck	San Juan	2013	F		40,000			40,000	Narrative Justification Submitted	Toll Credits	Carryover Funds FY 2013 in Application 1886-2019-4	
				S					-				-
				T		40,000			-				40,000
139	Drug and Alcohol Test	Salinas	2020	F		80			80	Narrative Justification Submitted	Toll Credits		
				S					-				-
				T		80			-				80
140	Acquisition of Vehicles to Improve Public Transportation Services	San Juan	2017	F		650,000			650,000	Narrative Justification Submitted	Toll Credits Requested	Carryover Funds FY17 Application 1886-2019-4	
				S					-				-
				T		650,000			-				650,000
141	Improvements to the Juan Palerm (East Terminal) Público Vehicles Terminal	San Juan	2014	F		300,000			300,000	Narrative Justification Submitted	Toll Credits Requested by Municipality	Carryover Funds FY 2014 in Application 1886-2019-1	
				S	-				-				-
				T		300,000			-				300,000
142	Preventive Maintenance for Red Conecta	San Juan	2016	F		1,746,327	591,837	597,755	2,935,919	Narrative Justification Submitted	Toll Credits Requested by Municipality	Application under FTA Consideration TrAMS # 1886-2019-3 FY14 to FY16 \$718,528. Carryover FY2017 \$441,822.	
				S	-				-				-
				T	-	1,746,327	591,837	597,755	-				2,935,919
143	Replacement of four (4) trolley buses	San Juan	2015	F		800,000			800,000	Narrative Justification Submitted	Toll Credits Requested by Municipality	Carryover Funds \$800,000 FY 2015 in Application under FTA Consideration TrAMS # 1886-2019-4	
				S	-				-				-
				T		800,000			-				800,000
144	Construction of Paseo Lineal Miramar-Condado	San Juan	2016	F		3,200,000			3,200,000	Narrative Justification Submitted	Certification Prepared by the Municipality	Carryover Funds \$3,200,000 FY 2016 in Application under FTA Consideration TrAMS # 1886-2016-1. Associated Transit Improvements- Bicycle paths	
				S					-				-
				T		3,200,000			-				3,200,000

GOVERNMENT OF PUERTO RICO
 PUERTO RICO DEPARTMENT OF TRANSPORTATION AND PUBLIC WORKS
 PUERTO RICO HIGHWAY AND TRANSPORTATION AUTHORITY
 STATEWIDE TRANSPORTATION IMPROVEMENT PROGRAM
 FISCAL YEARS 2019 - 2022
 AMENDMENT #1
 ADMINISTRATIVE MODIFICATION #1

SECTION 5307: SAN JUAN URBANIZED AREA (SJUA)

Num.	Description	Grantee	Year	Annual Element	Three Years Program			Total Est. Cost	Project Justification	Source of Local Funds	Remarks	
					Apportioned	2019	2020					2021
145	Reconstruction of selected sidewalks within walking distance (0.5 miles) of transit stops in the main urban areas of San Juan.	San Juan	2019	F		388,126			388,126	Narrative Justification Submitted	Toll Credit	Carryover funds FY19 Application 1886-2016-1
				S					-			
				T		388,126			388,126			
146	Provision of Paratransit Services in Accordance with ADA Regulations	San Lorenzo	2015	F		218,399		-	218,399	Narrative Justification Submitted	Toll Credit	FY 17 \$72,107, FY18 \$72,721 & FY2020 \$73,571; FY 2019 \$72,107 Application 5874-2019-1
				S					-			
				T	-	218,399		-	218,399			
147	Preventive Maintenance Cost for Transit Fleet	San Lorenzo	2020	F		120,000		-	120,000	Narrative Justification Submitted	Toll Credit	
				S					-			
				T	-	120,000		-	120,000			
148	Acquisition and Installation of a Virtual Camera System for the security in the Public Transportation Routes Stop Sites	San Lorenzo	2017	F		231,200		-	231,200	Narrative Justification Submitted	Toll Credit	Carryover FY17 \$231,200 Application 5874-2019-1
				S	-				-			
				T	-	231,200		-	231,200			
149	Purchase & Installation of Stop and Street Signs for the three (3) Public Transportation Routes	San Lorenzo	2017	F		135,360		-	135,360	Narrative Justification Submitted	Toll Credit	Carryover FY17 \$135,360 Application 5874-2019-1
				S	-				-			
				T	-	135,360		-	135,360			
150	Purchase & Installation of Fifteen (15) Shelters for the Public Transportation Route	San Lorenzo	2017	F		48,000		-	48,000	Narrative Justification Submitted	Toll Credit	Carryover FY17 \$48,000 Application 5874-2019-1
				S					-			
				T	-	48,000		-	48,000			
151	Construction Ramps and Reconstruction Sidewalks along Trolley Route	San Lorenzo	2018	F		453,636		-	453,636	Narrative Justification Submitted	Toll Credit	Carryover FY2018 \$453,636 Application 5874-2019-1
				S					-			
				T		453,636		-	453,636			
152	Preventive Maintenance Cost for Transit Fleet	Toa Baja	2015	F		478,167	100,582		578,749	Narrative Justification Submitted	Toll Credits	Carryover Funds \$91,179 FY15, \$91,179 FY16, \$93,264 FY17, \$98,600 FY18 & \$99,586 FY19 Application 5874-2016-1
				S	-				-			
				T	-	478,167	100,582		578,749			
153	Radios Communication Units Five (5)	Toa Baja	2015	F		12,200		-	12,200	Narrative Justification Submitted	Toll Credits	Carryover Funds \$12,200 FY 2015 Application 5874-2016-1
				S	-				-			
				T		12,200		-	12,200			
154	Installation of four (4) Bus Shelter for the New Routes Candelaria Arenas and Pájaros Ward	Toa Baja	2015	F		38,720		-	38,720	Narrative Justification Submitted	Toll Credits	Carryover Funds \$38,720 FY 2016 Application 5974-2016-1
				S	-				-			
				T		38,720		-	38,720			
155	One (1) support vehicle for oversight and support the Transit System	Toa Baja	2015	F		24,000		-	24,000	Narrative Justification Submitted	Toll Credits	Carryover Funds \$24,000 FY 2015 in Application under FTA Consideration TRAMS # 5415-2016-1
				S	-				-			
				T		24,000		-	24,000			

GOVERNMENT OF PUERTO RICO
 PUERTO RICO DEPARTMENT OF TRANSPORTATION AND PUBLIC WORKS
 PUERTO RICO HIGHWAY AND TRANSPORTATION AUTHORITY
 STATEWIDE TRANSPORTATION IMPROVEMENT PROGRAM
 FISCAL YEARS 2019 - 2022
 AMENDMENT #1

SECTION 5307: SAN JUAN URBANIZED AREA (SJUA)

ADMINISTRATIVE MODIFICATION #1

Num.	Description	Grantee	Year	Annual Element	Three Years Program				Total Est. Cost	Project Justification	Source of Local Funds	Remarks
					Apportioned	2019	2020	2021				
156	Provision of Paratransit Services in Accordance with ADA Regulations	Toa Baja	2015	F		815,433	231,045	233,355	1,279,833	Narrative Justification Submitted	Toll Credits	Application 5415-2016-1 FY15 \$225,000, FY16 \$225,115 & FY17 \$283,230.
				S	-				-			
				T	-	815,433	231,045	233,355	1,279,833			
157	Reconstruction for the sidewalks and handicap ramps for East route- Two (2) Phases.	Toa Baja	2015	F		542,010	-	-	542,010	Narrative Justification Submitted	Toll Credits	Carryover Funds \$271,005 FY 2015 & \$271,005 FY 2016. FY 2015 in Application under FTA Consideration TrAMS # 5415-2016-1 Associated Transit Improvements
				S	-				-			
				T	-	542,010	-	-	542,010			
158	Purchase of three (3) Cutaway <30 ft. 24 passenger buses for New Routes Candelaria Arena and Pájaros Ward	Toa Baja	2016	F		336,000	-	-	336,000	Narrative Justification Submitted	Toll Credits	Carryover Funds \$336,000 FY 2016 Application 5415-2016-1
				S	-				-			
				T	-	336,000	-	-	336,000			
159	Purchase of two (2) Cutaway 30 ft. 24 passenger buses for New Routes to Tren Urbano	Toa Baja	2015	F		280,000	-	-	280,000	Narrative Justification Submitted	Toll Credits	Carryover Funds \$280,000 FY 2016 Application 5415-2016-1
				S	-				-			
				T	-	280,000	-	-	280,000			
160	Purchase of two (2) Paratransit Minibus to meet additional ADA demand	Toa Baja	2017	F		128,000	-	-	128,000	Narrative Justification Submitted	Toll Credits	Carryover FY17 Applicatio 5415-2016-1
				S	-				-			
				T	-	128,000	-	-	128,000			
161	Replacement of one (1) Trolley damaged, two (2) Paratransit minibuses and two (2) Trolley	Toa Baja	2015	F		256,000	288,000	-	544,000	Narrative Justification Submitted	Toll Credits	Carryover Funds \$128,000 FY 2015 & \$128,000 FY 2016 Application 5415-2016-1
				S	-				-			
				T	-	256,000	288,000	-	544,000			
162	Renovation and repair of Público Terminal at Pueblo Ward	Trujillo Alto	2015	F		650,000			650,000	Narrative Justification Submitted	Toll Credits	
				S	-				-			
				T	-	650,000			650,000			
163	Preventive Maintenance for Transit Buses, Facilities and ADA Complementary Paratransit activities	Vega Alta	2015	F		106,030	53,811		159,841	Narrative Justification Submitted	Toll Credits	Carryover FY2018 \$52,751 FY2019 \$53,279 in Application 5462-2020-1
				S	-				-			
				T	-	106,030	53,811	-	159,841			
164	Preventive Maintenance for Public Transportation Terminal	Vega Alta	2020	F		56,500			56,500	Narrative Justification Submitted	Toll Credits	
				S	-				-			
				T	-	56,500			56,500			
165	Operational Assistance for ADA Complementary Paratransit Activities	Vega Alta	2015	F		143,135			143,135	Narrative Justification Submitted	Toll Credits	Carryover Funds FY2017 \$47,394, FY 2018 \$47,394 & FY2019 \$48,347.
				S	-				-			
				T	-	143,135			143,135			
166	Preventive Maintenance Cost for Transit Fleet	Vega Baja	2015	F		233,000	220,300	231,900	685,200	Narrative Justification Submitted	Toll Credits	Carryover FY18 \$76,690, FY19 \$77,730 & FY2020 \$78,507
				S	-				-			
				T	-	233,000	220,300	231,900	685,200			
167	Design of bus shelter, sidewalks, ramps and curbs.	Vega Baja	2020	F		10,150			10,150	Narrative Justification Submitted	Toll Credits	
				S	-				-			
				T	-	10,150			10,150			

GOVERNMENT OF PUERTO RICO
 PUERTO RICO DEPARTMENT OF TRANSPORTATION AND PUBLIC WORKS
 PUERTO RICO HIGHWAY AND TRANSPORTATION AUTHORITY
 STATEWIDE TRANSPORTATION IMPROVEMENT PROGRAM
 FISCAL YEARS 2019 - 2022
 AMENDMENT #1
 ADMINISTRATIVE MODIFICATION #1

SECTION 5307: SAN JUAN URBANIZED AREA (SIJA)

Num.	Description	Grantee	Year	Annual Element	Three Years Program			Total Est. Cost	Project Justification	Source of Local Funds	Remarks	
					AppORTioned	2019	2020					2021
168	Trolley Garage Expansion and Improvements	Vega Baja	2020	F		92,200		-	92,200	Narrative Justification Submitted	Toll Credits	
				S	-			-	-			
				T	-	92,200		-	92,200			
169	Bus Fleet Major Repairs	Vega Baja	2020	F		36,000		-	36,000	Narrative Justification Submitted	Toll Credits	
				S	-			-	-			
				T	-	36,000		-	36,000			
170	Operation of Paratransit System in Compliance with ADA regulations	Vega Baja	2017	F		155,000	159,000	167,000	481,000	Narrative Justification Submitted	Toll Credits	
				S					-			
				T	-	155,000	159,000	167,000	481,000			
171	Acquisition of Two (2) Cutaway Bus (18-20 Passenger Capacity) for Replacement	Vega Baja	2015	F		280,000	-	-	280,000	Narrative Justification Submitted	Toll Credits	Carryover Funds FY 2014 in Application under FTA Consideration TrAMS # 5414-2016-1
				S					-			
				T		280,000	-	-	280,000			
172	Improvements to Access - Bus shelters on Fixed Routes Services (20 stops)	Vega Baja	2018	F		320,000		-	320,000	Narrative Justification Submitted	Toll Credits	Carryover FY 19 Application 5414-2019-5
				S					-			
				T		320,000			320,000			
173	Signage for Bus Stops, Route Information and Cross Walks on Fixed Routes	Vega Baja	2018	F		24,000	-	-	24,000	Narrative Justification Submitted	Toll Credits	Carryover FY 19 Application 5414-2019-5
				S					-			
				T		24,000			24,000			
174	Crosswalks pavement marking for access bus stops on the fixed route #2	Vega Baja	2019	F		20,850			20,850	Narrative Justification Submitted	Toll Credits	Carryover FY2019 \$20,850
				S					-			
				T		20,850			20,850			
175	Acquisition of bikes racks for main bus stops on the Fixed route #2	Vega Baja	2019	F		14,490			14,490	Narrative Justification Submitted	Toll Credits	Carryover FY2019 \$14,490
				S					-			
				T		14,490			14,490			
176	Security systems for two (2) main terminals and fleet tracking devices	Vega Baja	2019	F		9,600			9,600	Narrative Justification Submitted	Toll Credits	Carryover FY2019 \$9,600
				S					-			
				T		9,600			9,600			
177	Improvements to access bus shelters on the fixed route #3	Vega Baja	2019	F		452,200			452,200	Narrative Justification Submitted	Toll Credits	Carryover FY2019 \$452,200
				S					-			
				T		452,200			452,200			
178	Paint and Body Works of three (3) buses	Vega Baja	2019	F		8,000			8,000	Narrative Justification Submitted	Toll Credits	Transferred vehicles from PRHTA
				S					-			
				T		8,000			8,000			
179	Preventive Maintenance	Yabucoa	2018	F	-	10,000	10,000	10,000	30,000	Narrative Justification Submitted	Toll Credits	
				S					-			
				T	-	10,000	10,000	10,000	30,000			
180	Design and Engineering for the construction of downtown center of transportation terminal	Yabucoa	2019	F		700,000			700,000	Narrative Justification Submitted	Toll Credits	Carryover FY19
				S					-			
				T		700,000			700,000			

GOVERNMENT OF PUERTO RICO
 PUERTO RICO DEPARTMENT OF TRANSPORTATION AND PUBLIC WORKS
 PUERTO RICO HIGHWAY AND TRANSPORTATION AUTHORITY
 STATEWIDE TRANSPORTATION IMPROVEMENT PROGRAM
 FISCAL YEARS 2019 - 2022
 AMENDMENT #1

SECTION 5307: SAN JUAN URBANIZED AREA (SJUA)

ADMINISTRATIVE MODIFICATION #1

Num.	Description	Grantee	Year Apportioned	Annual Element	Three Years Program				Total Est. Cost	Project Justification	Source of Local Funds	Remarks
					2019	2020	2021	2022				
181	Acquisition and Installation of Signage and Electronic Programming System along Trolley Route Street & Stops	Yabucoa	2020	F				900,000	900,000	Narrative Justification Submitted	Toll Credits	
				S					-			
				T				900,000	900,000			
182	Construction of Downtown Center of Transportation Terminal	Yabucoa	2019	F			2,000,000		2,000,000	Narrative Justification Submitted	Toll Credits	
				S					-			
				T			2,000,000		2,000,000			
183	Acquisition of three (3) 30 feet Low Rider Buses for the replacement of two (2) mini buses and one (1) trolley	Yabucoa	2020	F				1,200,000	1,200,000	Narrative Justification Submitted	Toll Credits	
				S					-			
				T				1,200,000	1,200,000			
Total Federal Funds:					-	68,955,310	40,086,190	30,268,112	139,309,612			
Total State or Local Funds:					-	-	-	-	-			
Total:					-	68,955,310	40,086,190	30,268,112	139,309,612			



Government of Puerto Rico

Puerto Rico Department of Transportation and Public Works

Puerto Rico Highway and Transportation Authority

Statewide Transportation Improvement Program (STIP)

FEDERAL TRANSIT ADMINISTRATION (FTA)

San Juan Urbanized Area (SJUA)

(UA > 1,000,000 in Population)

Section 5307- Reprogrammed Funds

GOVERNMENT OF PUERTO RICO
 PUERTO RICO DEPARTMENT OF TRANSPORTATION AND PUBLIC WORKS
 PUERTO RICO HIGHWAY AND TRANSPORTATION AUTHORITY
 STATEWIDE TRANSPORTATION IMPROVEMENT PROGRAM
 FISCAL YEARS 2019 - 2022
 AMENDMENT #1
 ADMINISTRATIVE MODIFICATION #1

SECTION 5307: REPROGRAMMING FUNDS SAN JUAN URBANIZED AREA

Num.	Description	Grantee	Year Apportioned	Annual Element	Three Years Program			Total	Project Justification	Source of Local Funds	Remarks
				2019	2020	2021	2022	Est. Cost			
1	Employee Education Training for Security and Emergency	Guaynabo	2020	F	18,665			18,665	Narrative Justification Submitted	Toll Credit	Project will be using Grants FY15 PR-90XP52
				S							
				T	18,665			18,665			
2	Employee Uniforms	Guaynabo	2020	F	27,048			27,048	Narrative Justification Submitted	Toll Credit	Project will be using Grants FY15 PR-90XP52
				S							
				T	27,048			27,048			
3	Paint and Body Works Vehicles Fleet	Guaynabo	2020	F	43,910			43,910	Narrative Justification Submitted	Toll Credit	Project will be using Grants FY15 PR-90XP52
				S							
				T	43,910			43,910			
4	Purchase of three (3) Low Floor Transit Buses for the Public Transportation System	Carolina	2020	F	986,524			986,524	Narrative Justification Submitted	Toll Credit	Project will be using Grants FY 2006 PR-90-X231
				S				-			
				T	986,524	-		986,524			
5	Rehabilitation of San Juan Pier for the Port Authority	PRPA	2020	F	68,000,000			68,000,000		Toll Credit	Federal Funds will be requested to competitive funding.
				S				-			
				T	68,000,000			68,000,000			
Total Federal Funds:					-	69,076,147	-	-	69,076,147		
Total State or Local Funds:					-	-	-	-	-		
Total					-	69,076,147	-	-	69,076,147		



Government of Puerto Rico

Puerto Rico Department of Transportation and Public Works
Puerto Rico Highway and Transportation Authority

Statewide Transportation Improvement Program (STIP)

FEDERAL TRANSIT ADMINISTRATION (FTA)

San Juan Urbanized Area (SJUA)

(UA > 1,000,000 in Population)

Operating Assistance Special Rule

Section 5307

GOVERNMENT OF PUERTO RICO
 PUERTO RICO DEPARTMENT OF TRANSPORTATION AND PUBLIC WORKS
 PUERTO RICO HIGHWAY AND TRANSPORTATION AUTHORITY
 STATEWIDE TRANSPORTATION IMPROVEMENT PROGRAM
 FISCAL YEARS 2019 - 2022
 AMENDMENT #1
 ADMINISTRATIVE MODIFICATION #1

SECTION 5307: FTA OPERATING ASSISTANCE SPECIAL RULE, SAN JUAN URBANIZED AREA

Num.	Description	Grantee	Year Apportioned	Annual Element	Three Years Program			Total Est. Cost	Project Justification	Source of Local Funds	Remarks	
					2019	2020	2021					2022
1	Operating Assistance Special Rule	PRHTA/ATI	2014	F	3,371,330			3,371,330			Carryover Funds \$1,661,361 FY 2015 & \$1,709,969 FY 2016	
				S	-	3,371,330	-	-				3,371,330
				T		6,742,660	-	-				6,742,660
2	Operating Assistance Special Rule	MBA	2017	F	3,209,643	2,624,242		5,833,885			Carryover Funds FY17 \$3,209,643 & FY18 \$2,624,242	
				S	-	3,209,643	2,624,242	-				5,833,885
				T		6,419,286	5,248,484	-				11,667,770
3	Operating Assistance Special Rule	Bayamón	2019	F	211,117	197,263		408,380			Carryover Funds FY 2019	
				S	-	211,117	197,263	-				408,380
				T		422,234	394,526	-				816,760
4	Operating Assistance Special Rule	Caguas	2017	F	179,974	181,682	208,342	569,998			Carryover Funds FY17 \$179,974, FY18 \$181,682 & FY19 \$208,342	
				S	-	179,974	181,682	208,342				569,998
				T	-	359,948	363,364	416,684				1,139,996
5	Operating Assistance Special Rule	Carolina	2018	F	931,169			931,169			Carryover Funds FY 18 \$483,448 & FY19 \$447,721	
				S		931,169	-	-				931,169
				T	-	1,862,338	-	-				1,862,338
6	Operating Assistance Special Rule	Cayey	2016	F	175,609			175,609			Carryover Funds FY16 \$53,114, FY18 \$56,468 & FY19 \$66,027	
				S		175,609	-	-				175,609
				T	-	351,218	-	-				351,218
7	Operating Assistance Special Rule	Cidra	2016	F	54,132			54,132			Carryover Funds \$ 54,132 FY 2016.	
				S		54,132	-	-				54,132
				T	-	108,264	-	-				108,264

GOVERNMENT OF PUERTO RICO
 PUERTO RICO DEPARTMENT OF TRANSPORTATION AND PUBLIC WORKS
 PUERTO RICO HIGHWAY AND TRANSPORTATION AUTHORITY
 STATEWIDE TRANSPORTATION IMPROVEMENT PROGRAM
 FISCAL YEARS 2019 - 2022
 AMENDMENT #1
 ADMINISTRATIVE MODIFICATION #1

SECTION 5307: FTA OPERATING ASSISTANCE SPECIAL RULE, SAN JUAN URBANIZED AREA

Num.	Description	Grantee	Year Appportioned	Annual Element 2019	Three Years Program			Total Est. Cost	Project Justification	Source of Local Funds	Remarks	
					2020	2021	2022					
8	Operating Assistance Special Rule	Dorado	2015	F	184,693			184,693			Carryover Funds FY17 Partial Allocation \$31,840, FY18 \$62,472 & FY19 \$90,281.	
				S	-	184,693	-	-				184,693
				T	-	369,386	-	-				369,386
9	Operating Assistance Special Rule	Guaynabo	2018	F	656,251			656,251			Carryover Funds FY 18 \$318,989 in Application 1905-2020-1. Carryover Funds FY19 \$337,262	
				S	-	656,251	-	-				656,251
				T	-	1,312,502	-	-				1,312,502
10	Operating Assistance Special Rule	Gurabo	2015	F	36,884			36,884			Carryover Funds \$10,954 FY 2015 & \$20,431 FY 2016	
				S	-	36,884	-	-				36,884
				T	-	73,768	-	-				73,768
11	Operating Assistance Special Rule	Humacao	2014	F	149,268			149,268			Carryover Funds \$50,026 FY 2014, \$47,701 FY 2015 & \$51,541 FY 2014 & 2015 in Application under FTA Consideration TrAMS # 5567-2016-1	
				S	-	149,268	-	-				149,268
				T	-	298,536	-	-				298,536
12	Operating Assistance Special Rule	Juncos	2018	F	128,558			128,558			Carryover Funds FY18 \$80,258, FY19 \$48,300	
				S	-	128,558	-	-				128,558
				T	-	257,116	-	-				257,116
13	Operating Assistance Special Rule	Manatí	2018	F	42,738			42,738			Carryover Funds FY18 \$42,738	
				S	-	42,738	-	-				42,738
				T	-	85,476	-	-				85,476
14	Operating Assistance Special Rule	San Juan	2014	F	1,707,555			1,707,555			Carryover Funds FY14 \$214,967, FY 15 \$227,614, FY16 \$275,947, FY17 \$327,747 & FY18 \$324,018 in Application under FTA Consideration TrAMS # 1886-2016-1. Carryover Funds FY 19 \$337,262	
				S	-	1,707,555	-	-				1,707,555
				T	-	3,415,110	-	-				3,415,110

GOVERNMENT OF PUERTO RICO
 PUERTO RICO DEPARTMENT OF TRANSPORTATION AND PUBLIC WORKS
 PUERTO RICO HIGHWAY AND TRANSPORTATION AUTHORITY
 STATEWIDE TRANSPORTATION IMPROVEMENT PROGRAM
 FISCAL YEARS 2019 - 2022
 AMENDMENT #1
 ADMINISTRATIVE MODIFICATION #1

SECTION 5307: FTA OPERATING ASSISTANCE SPECIAL RULE, SAN JUAN URBANIZED AREA

Num.	Description	Grantee	Year	Annual Element	Three Years Program			Total	Project Justification	Source of Local Funds	Remarks
			Apportioned	2019	2020	2021	2022	Est. Cost			
15	Operating Assistance Special Rule	San Lorenzo	2018	F		140,236			140,236		Carryover Funds FY18 \$45,515 in Application under Consideration Trams 5874-2019-1. Carryover Funds FY19 \$96,876.
				S		140,236	-	-	140,236		
				T		280,472	-	-	280,472		
16	Operating Assistance Special Rule	Toa Baja	2014	F		778,595			778,595		Carryover Funds \$88,397 FY 2015 & \$ 94,721 FY 2016 in Application 5415-2016-1. Carryover funds FY17 \$222,857, F18 \$201,628 & F19 \$170,991
				S	-	778,595		-	778,595		
				T	-	1,557,190		-	1,557,190		
17	Operating Assistance Special Rule	Vega Alta	2018	F		111,029			111,029		FY18 \$40,896 & FY19 \$70,133 in application under FTA Consideration. TrAMS # 5462-2020-1
				S	-	111,029	-	-	111,029		
				T	-	222,058	-	-	222,058		
18	Operating Assistance Special Rule	Vega Baja	2019	F		163,038			163,038		Carryover Funds FY17, FY18 & FY19
				S		163,038	-	-	163,038		
				T	-	326,076	-	-	326,076		
Total Federal Funds:					-	12,231,819	3,003,187	208,342	15,443,348		
Total State or Local Funds:					-	12,231,818	3,003,187	208,342	15,443,347		
Total:					-	24,463,638	6,006,374	416,684	30,886,696		



Government of Puerto Rico

Puerto Rico Department of Transportation and Public Works
Puerto Rico Highway and Transportation Authority

Statewide Transportation Improvement Program (STIP)

FEDERAL TRANSIT ADMINISTRATION (FTA)

San Juan Urbanized Area (SJUA)

(UA > 1,000,000 in Population)

Section 5310

GOVERNMENT OF PUERTO RICO
 PUERTO RICO DEPARTMENT OF TRANSPORTATION AND PUBLIC WORKS
 PUERTO RICO HIGHWAY AND TRANSPORTATION AUTHORITY
 STATEWIDE TRANSPORTATION IMPROVEMENT PROGRAM
 FISCAL YEARS 2019 - 2022
 AMENDMENT #1
 ADMINISTRATIVE MODIFICATION #1

SECTION 5310: ELDERLY AND PERSONS WITH DISABILITIES PROGRAM, SAN JUAN URBANIZED AREA

Num.	Description	Grantee	Year	Annual Element	Three Years Program				Total Est. Cost	Project Justification	Source of Local Funds	Remark
					Apportioned	2019	2020	2021				
1	Preventive Maintenance for three (3) 5310 Transit Fleet for the Municipality of Aibonito	PRHTA	2019	F		7,500	7,500	7,500	22,500	Narrative Justificacion Submitted by the Municipality	Toll Credits	
				S	-	-	-	-	-			
				T		7,500	7,500	7,500	22,500			
2	Acquisition of one (1) paratransit van, 10 passenger and one (1) minibus, 16 passenger of Municipality of Barranquitas	PRHTA	2020	F		176,000			176,000	Narrative Justificacion Submitted by the Municipality	Toll Credits	
				S	-	-	-	-	-			
				T		176,000			176,000			
3	Operating Assistance for the 5310 for the Municipality of Barranquitas	PRHTA	2020	F		28,000			28,000	Narrative Justificacion Submitted by the Municipality	Toll Credits	
				S	-	-	-	-	-			
				T		28,000			28,000			
4	Preventive Maintenance for four (4) vans, 11 passenger capacity of Municipality of Caguas	PRHTA	2020	F		15,596			15,596	Narrative Justificacion Submitted by the Municipality	Toll Credits	
				S	-	-	-	-	-			
				T		15,596			15,596			
5	Operating Assistance for four (4) vans, 11 passenger capacity of Municipality of Caguas	PRHTA	2020	F		160,000			160,000	Narrative Justificacion Submitted by the Municipality	Toll Credits	
				S	-	-	-	-	-			
				T		160,000			160,000			
6	Acquisition of four vehicles GPS for Municipality of Caguas	PRHTA	2020	F		1,738			1,738	Narrative Justificacion Submitted by the Municipality	Toll Credits	
				S	-	-	-	-	-			
				T		1,738			1,738			
7	Preventive Maintenance for five (5) 5310 vehicles fleet for Municipality of Canóvanas	PRHTA	2020	F		35,000			35,000	Narrative Justificacion Submitted by the Municipality	Toll Credits	
				S	-	-	-	-	-			
				T		35,000			35,000			
8	Acquisitions of one (1) paratransit vehicle, 11 passenger capacity for Municipality of Canóvanas.	PRHTA	2020	F		89,298			89,298	Narrative Justificacion Submitted by the Municipality	Toll Credits	
				S	-	-	-	-	-			
				T		89,298			89,298			
9	Acquisitions of three (3) paratransit vehicle for 10 passenger capacity for Municipality of Cayey	PRHTA	2020	F		261,000			261,000	Narrative Justificacion Submitted by the Municipality	Toll Credits	
				S	-	-	-	-	-			
				T		261,000			261,000			
10	Acquisition of Offices Equipments for the Municipality of Ciales	PRHTA	2020	F		11,500			11,500	Narrative Justificacion Submitted by the Municipality	Toll Credits	
				S	-	-	-	-	-			
				T		11,500			11,500			
11	Preventive Maintenance for three (3) 5310 Transit Fleet for the Municipality of Ciales	PRHTA	2020	F		6,000			6,000	Narrative Justificacion Submitted by the Municipality	Toll Credits	
				S	-	-	-	-	-			
				T		6,000			6,000			
12	Operating Assistance, 5310 Transit Fleet for the Municipality of Ciales	PRHTA	2020	F		80,525	80,525	80,525	241,575	Narrative Justificacion Submitted by the Municipality	Toll Credits	FY 2023 (\$80,525)
				S	-	-	-	-	-			
				T		80,525	80,525	80,525	241,575			

GOVERNMENT OF PUERTO RICO
 PUERTO RICO DEPARTMENT OF TRANSPORTATION AND PUBLIC WORKS
 PUERTO RICO HIGHWAY AND TRANSPORTATION AUTHORITY
 STATEWIDE TRANSPORTATION IMPROVEMENT PROGRAM
 FISCAL YEARS 2019 - 2022
 AMENDMENT #1
 ADMINISTRATIVE MODIFICATION #1

SECTION 5310: ELDERLY AND PERSONS WITH DISABILITIES PROGRAM, SAN JUAN URBANIZED AREA

Num.	Description	Grantee	Year	Annual Element	Three Years Program				Total Est. Cost	Project Justification	Source of Local Funds	Remark
					Apportioned	2019	2020	2021				
13	Acquisition of one (1) mini bus for 16 passengers with handicap access (lift) for Ovidio Lamoso Coira/ Combined Building & Housing Consultants, Inc (Ciales)	PRHTA	2020	F		89,000			89,000	Narrative Justificacion Submitted by the Municipality	Toll Credits	
				S	-		-	-				
				T		89,000			89,000			
14	Operation Expenses for Ovidio Lamoso Coira/ Combined Building & Housing Consultants, Inc (Ciales)	PRHTA	2020	F		15,035			15,035	Narrative Justificacion Submitted by the Municipality	Toll Credits	
				S	-		-	-				
				T		15,035			15,035			
15	Preventive Maintenance 5310 Transit Fleet for the Municipality of Corozal	PRHTA	2020	F		13,000			13,000	Narrative Justificacion Submitted by the Municipality	Toll Credits	FY 2019 (\$6,250) FY 2020 (\$6,245)
				S	-		-	-				
				T		13,000	-		13,000			
16	Acquisitions of two(2) minibuses, 16 passenger capacity for Municipality of Naranjito	PRHTA	2020	F		267,500			267,500	Narrative Justificacion Submitted by the Municipality	Toll Credits	
				S	-		-	-				
				T		267,500			267,500			
17	Operating Assistance for 5310 for Municipality of Salinas	PRHTA	2020	F		30,000			30,000	Narrative Justificacion Submitted by the Municipality	Toll Credits	
				S	-		-	-				
				T		30,000			30,000			
18	Preventive Maintenance for two (2) vehicles 5310 for Municipality of Salinas	PRHTA	2020	F		2,000			2,000	Narrative Justificacion Submitted by the Municipality	Toll Credits	
				S	-		-	-				
				T		2,000			2,000			
19	Acquisition of one (1) mini bus for 16 passengers with handicap access (lift) for Altergarten I Las Teresas/ Combined Building & Housing Consultants, Inc (San Juan)	PRHTA	2020	F		89,000			89,000	Narrative Justificacion Submitted by the Municipality	Toll Credits	
				S	-		-	-				
				T		89,000			89,000			
20	Operation Expenses for Altergarten I Las Teresas/ Combined Building & Housing Consultants, Inc (San Juan)	PRHTA	2020	F		14,900			14,900	Narrative Justificacion Submitted by the Municipality	Toll Credits	
				S	-		-	-				
				T		14,900			14,900			
21	Acquisition of one (1) mini bus for 16 passengers with handicap access (lift) for Altergarten II Las Teresas/ Combined Building & Housing Consultants, Inc (San Juan)	PRHTA	2020	F		89,900			89,900	Narrative Justificacion Submitted by the Municipality	Toll Credits	
				S	-		-	-				
				T		89,900			89,900			
22	Operation Expenses for Altergarten II Las Teresas/ Combined Building & Housing Consultants, Inc (San Juan)	PRHTA	2020	F		15,000			15,000	Narrative Justificacion Submitted by the Municipality	Toll Credits	
				S	-		-	-				
				T		15,000			15,000			
23	Acquisition of one (1) mini bus for 16 passengers with handicap access (lift) for Egida Colegio de Abogados/ Combined Building & Housing Consultants, Inc (San Juan)	PRHTA	2020	F		89,000			89,000	Narrative Justificacion Submitted by the Municipality	Toll Credits	
				S	-		-	-				
				T		89,000			89,000			
24	Operation Expenses for Egida Colegio de Abogados/ Combined Building & Housing Consultants, Inc (San Juan)	PRHTA	2020	F		14,835			14,835	Narrative Justificacion Submitted by the Municipality	Toll Credits	
				S	-		-	-				
				T		14,835			14,835			

GOVERNMENT OF PUERTO RICO
 PUERTO RICO DEPARTMENT OF TRANSPORTATION AND PUBLIC WORKS
 PUERTO RICO HIGHWAY AND TRANSPORTATION AUTHORITY
 STATEWIDE TRANSPORTATION IMPROVEMENT PROGRAM
 FISCAL YEARS 2019 - 2022
 AMENDMENT #1
 ADMINISTRATIVE MODIFICATION #1

SECTION 5310: ELDERLY AND PERSONS WITH DISABILITIES PROGRAM, SAN JUAN URBANIZED AREA

Num.	Description	Grantee	Year	Annual Element	Three Years Program				Total Est. Cost	Project Justification	Source of Local Funds	Remark
					Apportioned	2019	2020	2021				
25	Acquisition of (1) mini bus for 16 passengers with handicap access (lift) for Hogar Juan Ruiz Velez -Asoc. Jubilados de la AEE, Inc/ Combined Building & Housing Consultants, Inc (San Juan)	PRHTA	2020	F		89,000			89,000	Narrative Justificacion Submitted by the Municipality	Toll Credits	
				S	-		-					
				T		89,000			89,000			
26	Operation Expenses for Hogar Juan Ruiz Velez -Asoc. Jubilados de la AEE, Inc/ Combined Building & Housing Consultants, Inc (San Juan)	PRHTA	2020	F		15,000			15,000	Narrative Justificacion Submitted by the Municipality	Toll Credits	
				S	-		-					
				T		15,000			15,000			
27	Operating Assistance for five (5) 5310 Transit Fleet Vehicles for the Municipality of Coamo	PRHTA	2019	F		106,000	106,000	106,000	318,000	Narrative Justificacion Submitted by the Municipality	Toll Credits	
				S		-						
				T		106,000	106,000	106,000	318,000			
28	Preventive Maintenance for five (5) 5310 Transit Fleet Vehicles for the Municipality of Coamo	PRHTA	2019	F		10,235	10,235	10,235	30,705	Narrative Justificacion Submitted by the Municipality	Toll Credits	
				S		-						
				T		10,235	10,235	10,235	30,705			
29	Preventive Maintenance for 5310 Transit Fleet six (6) vehicles for the Municipality of Rio Grande	PRHTA	2019	F		24,000	24,000	24,000	72,000	Narrative Justificacion Submitted by the Municipality	Toll Credits	
				S		-						
				T		24,000	24,000	24,000	72,000			
30	Operating Assistance for 5310 Transit Fleet six (6) vehicles for the Municipality of Rio Grande	PRHTA	2019	F		6,252	6,252	6,252	18,756	Narrative Justificacion Submitted by the Municipality	Toll Credits	
				S		-						
				T		6,252	6,252	6,252	18,756			
31	Operating Assistance for 5310 Transit Fleet three (3) vehicles for the Municipality of Vega Baja	PRHTA	2019	F		87,000	87,000	87,000	261,000	Narrative Justificacion Submitted by the Municipality	Toll Credits	
				S		-						
				T		87,000	87,000	87,000	261,000			
32	Preventive Maintenance for 5310 Transit Fleet three (3) vehicles for the Municipality of Vega Baja	PRHTA	2019	F		13,200	13,200	13,200	39,600	Narrative Justificacion Submitted by the Municipality	Toll Credits	
				S		-						
				T		13,200	13,200	13,200	39,600			
33	Acquisition of four (4) paratransit van for 10 passenger for Municipality of Yabucoa	PRHTA	2020	F		348,000			348,000	Narrative Justificacion Submitted by the Municipality	Toll Credits	
				S	-		-					
				T		348,000			348,000			
34	Operating Assistance for 5310 for Municipality of Yabucoa	PRHTA	2020	F		250,000			250,000	Narrative Justificacion Submitted by the Municipality	Toll Credits	
				S	-		-					
				T		250,000			250,000			
Total Federal Funds:						2,550,014	334,712	334,712	3,219,438			
						-	-	-	-			
						2,550,014	334,712	334,712	3,219,438			



Government of Puerto Rico

Puerto Rico Department of Transportation and Public Works
Puerto Rico Highway and Transportation Authority

Statewide Transportation Improvement Program (STIP)

FEDERAL TRANSIT ADMINISTRATION (FTA)

San Juan Urbanized Area (SJUA)

(UA > 1,000,000 in Population)

Section 5329

GOVERNMENT OF PUERTO RICO
 PUERTO RICO DEPARTMENT OF TRANSPORTATION AND PUBLIC WORKS
 PUERTO RICO HIGHWAY AND TRANSPORTATION AUTHORITY
 STATEWIDE TRANSPORTATION IMPROVEMENT PROGRAM
 FISCAL YEARS 2019 - 2022
 AMENDMENT #1
 ADMINISTRATIVE MODIFICATION #1

SECTION 5329: STATE SAFETY OVERSIGHT PROGRAM, SAN JUAN URBANIZED AREA

Num.	Description	Grantee	Year	Annual Element	Three Years Program				Total	Project Justification	Source of Local Funds	Remarks
			Appportioned		2019	2020	2021	2022	Est. Cost			
1	State Safety Oversight Program	PREMA	2018	F		\$ 597,695.00	\$ -	\$ -	\$ 597,695.00			Application 7275-2020-1 FY18 \$297,050. Carryover FY 2019 \$300,645
				S	-	\$ 149,423.75	\$ -	\$ -	\$ 149,423.75			
				T	-	\$ 747,118.75	\$ -	\$ -	\$ 747,118.75			
Total Federal Funds:					-	\$ 597,695.00	\$ -	\$ -	\$ 597,695.00			
Total State or Local Funds:					-	\$ 149,423.75	\$ -	\$ -	\$ 149,423.75			
Total					-	\$ 747,118.75	\$ -	\$ -	\$ 747,118.75			



Government of Puerto Rico

Puerto Rico Department of Transportation and Public Works
Puerto Rico Highway and Transportation Authority

Statewide Transportation Improvement Program (STIP)

FEDERAL TRANSIT ADMINISTRATION (FTA)

San Juan Urbanized Area (SJUA)

(UA > 1,000,000 in Population)

Section 5337

GOVERNMENT OF PUERTO RICO
 PUERTO RICO DEPARTMENT OF TRANSPORTATION AND PUBLIC WORKS
 PUERTO RICO HIGHWAY AND TRANSPORTATION AUTHORITY
 STATEWIDE TRANSPORTATION IMPROVEMENT PROGRAM
 FISCAL YEARS 2019 - 2022
 AMENDMENT #1
 ADMINISTRATIVE MODIFICATION #1

SECTION 5337: HIGH INTENSITY FIXED GUIDEWAY STATE OF GOOD REPAIR, SAN JUAN URBANIZED AREA

Num.	Description	Grantee	Year	Annual Element	Three Years Program			Total	Project Justification	Source of Local Funds	Remarks	
			Apportioned	2019	2020	2021	2022	Est. Cost				
1	Preventive Maintenance Cost for Tren Urbano	PRHTA	2018	F		5,000,000	10,500,000		15,500,000	Narrative Justification Submitted	Toll Credits	Carryover Funds FY18 (\$5,000,000) Combination of Funds with Section 5307.
				S	-	-	-	-	-			
				T		5,000,000	10,500,000		15,500,000			
Total Federal Funds:					-	5,000,000	10,500,000	-	15,500,000			
Total State or Local Funds:					-	-	-	-	-			
Total					-	5,000,000	10,500,000	-	15,500,000			



Government of Puerto Rico

Puerto Rico Department of Transportation and Public Works
Puerto Rico Highway and Transportation Authority

Statewide Transportation Improvement Program (STIP)

FEDERAL TRANSIT ADMINISTRATION (FTA)

San Juan Urbanized Area (SJUA)

(UA > 1,000,000 in Population)

Section 5339

GOVERNMENT OF PUERTO RICO
 PUERTO RICO DEPARTMENT OF TRANSPORTATION AND PUBLIC WORKS
 PUERTO RICO HIGHWAY AND TRANSPORTATION AUTHORITY
 STATEWIDE TRANSPORTATION IMPROVEMENT PROGRAM
 FISCAL YEARS 2019 - 2022
 AMENDMENT #1
 ADMINISTRATIVE MODIFICATION #1

SECTION 5339: BUS AND BUS FACILITIES PROGRAM, SAN JUAN URBANIZED AREA

Num.	Description	Grantee	Year Apportioned	Three Years Program				Total Est. Cost	Project Justification	Source of Local Funds	Remarks
				2019	2020	2021	2022				
1	Replacement of Thirty-Six (36) Trolley Bus Stops, Phase 1	Bayamón	2018	F		176,000	-	176,000	Narrative Justification Submitted	Toll Credit	Carryover Funds FY 2018
				S		-	-	-			
				T		176,000	-	176,000			
2	Acquisition of Two (2) trolley	Bayamón	2018	F	320,000		-	320,000	Narrative Justification Submitted	Toll Credit	Application 2008-2019-1 (Acquisition of One trolley)
				S		-	-	-			
				T	320,000	-	-	320,000			
3	Acquisition of Two (2) Paratransit Bus	Bayamón	2018	F	128,000		-	128,000	Narrative Justification Submitted	Toll Credit	Carryover Funds FY 2018.
				S		-	-	-			
				T	128,000	-	-	128,000			
4	Renovation and Development of the Francisco Pereira Transportation Terminal	Caguas	2015	F	4,768,478			4,768,478	Narrative Justification Submitted	Toll Credits	Carryover funds FY 2015 (\$2,384,239) FY 2016 (\$2,384,239)
				S							
				T	4,768,478			4,768,478			
5	Acquisition of two (2) vehicles GPS	Caguas	2020	F	869			869	Narrative Justification Submitted	Toll Credits	
				S							
				T	869			869			
6	Acquisition of four (4) mini-buses for replacement (24 passenger capacity)	Caguas	2020	F	680,000			680,000	Narrative Justification Submitted	Toll Credits	
				S							
				T	680,000			680,000			
7	Acquisition of four (4) mini-buses for replacement (24 passenger capacity)	Caguas	2020	F		680,000		680,000	Narrative Justification Submitted	Toll Credits	
				S							
				T		680,000		680,000			
8	Acquisition of twenty (20) Automatic Passenger Counting	Caguas	2020	F		95,000		95,000	Narrative Justification Submitted	Toll Credits	
				S							
				T		95,000		95,000			
9	Purchases of Equipment and Tools for the Municipality Garage	Carolina	2020	F	62,000			62,000	Narrative Justification Submitted	Toll Credits	
				S							
				T	62,000			62,000			

GOVERNMENT OF PUERTO RICO
 PUERTO RICO DEPARTMENT OF TRANSPORTATION AND PUBLIC WORKS
 PUERTO RICO HIGHWAY AND TRANSPORTATION AUTHORITY
 STATEWIDE TRANSPORTATION IMPROVEMENT PROGRAM
 FISCAL YEARS 2019 - 2022
 AMENDMENT #1
 ADMINISTRATIVE MODIFICATION #1

SECTION 5339: BUS AND BUS FACILITIES PROGRAM, SAN JUAN URBANIZED AREA

Num.	Description	Grantee	Year Apportioned	Three Years Program				Total Est. Cost	Project Justification	Source of Local Funds	Remarks
				2019	2020	2021	2022				
10	Purchases of Electronic Equipment and Accessories for Transportation Services Offices	Carolina	2020	F	2,500			2,500	Narrative Justification Submitted	Toll Credits	
				S							
				T	2,500			2,500			
11	Purchase of two (2) Low Floor Transit Buses for the Public Transportation System	Carolina	2020	F		624,000		624,000	Narrative Justification Submitted	Toll Credits	
				S				-			
				T		624,000		624,000			
12	Replacing and Restoring of Bus Stops Signage	Carolina	2018	F	20,000		-	20,000	Narrative Justification Submitted	Toll Credits	Carryover Funds FY 2018. Application 2038-2019-1
				S			-	-			
				T	20,000	-	-	20,000			
13	Acquisition of Three (3) 24 Passenger Minibuses for Replacement of Trolley	Cataño	2018	F	446,028			446,028	Narrative Justification Submitted	Toll Credits	
				S				-			
				T	446,028		-	446,028			
14	Acquisition of two (2) 30 feet Low Rider Buses of 31 passengers for the replacement of two (2) 30 feet Trolleys	Cayey	2020	F		1,000,000		1,000,000	Narrative Justification Submitted	Toll Credits	
				S				-			
				T		1,000,000		1,000,000			
15	Acquisition of Two (2) Passenger Trolleys with Handicap Ramp for Replacement	Cidra	2018	F	270,320			270,320	Narrative Justification Submitted	Toll Credits	Application 5654-2019-1
				S				-			
				T	270,320	-	-	270,320			
16	Security Systems for José De Diego Terminal	Ciales	2020	F	7,000			7,000	Narrative Justification Submitted	Toll Credits	
				S				-			
				T	7,000	-	-	7,000			
17	Security Systems	Comerio	2020	F	6,257			6,257	Narrative Justification Submitted	Toll Credits	
				S				-			
				T	6,257			6,257			
18	Wire mesh (Birds screen) for Public Transportation Terminal	Comerio	2020	F	31,522			31,522	Narrative Justification Submitted	Toll Credits	
				S				-			
				T	31,522			31,522			
19	Cameras Surveillance System for Transit Garage and Terminal	Guaynabo	2020	F	8,000			8,000	Narrative Justification Submitted	Toll Credits	
				S				-			
				T	8,000			8,000			

GOVERNMENT OF PUERTO RICO
 PUERTO RICO DEPARTMENT OF TRANSPORTATION AND PUBLIC WORKS
 PUERTO RICO HIGHWAY AND TRANSPORTATION AUTHORITY
 STATEWIDE TRANSPORTATION IMPROVEMENT PROGRAM
 FISCAL YEARS 2019 - 2022
 AMENDMENT #1
 ADMINISTRATIVE MODIFICATION #1

SECTION 5339: BUS AND BUS FACILITIES PROGRAM, SAN JUAN URBANIZED AREA

Num.	Description	Grantee	Year Apportioned	Three Years Program				Total Est. Cost	Project Justification	Source of Local Funds	Remarks
				2019	2020	2021	2022				
20	Laptop, Projector and Screen for Training Program	Guaynabo	2020	F	3,000			3,000	Narrative Justification Submitted	Toll Credits	
				S				-			
				T	3,000			3,000			
21	Installation for 25 Cameras Surveillance System for Transit Vehicle	Guaynabo	2020	F		100,000		100,000	Narrative Justification Submitted	Toll Credits	
				S				-			
				T		100,000		100,000			
22	Installation of camera surveillance system for the Public Transportation Terminal	Juncos	2019	F		6,000		6,000	Narrative Justification Submitted	Toll Credit	Carryover fund FY 2019
				S							
				T		6,000		6,000			
23	Construction of seven (7) bus shelters along main transit route	Juncos	2019	F		38,000		38,000	Narrative Justification Submitted	Toll Credit	Carryover fund FY 2019
				S				-			
				T		38,000		38,000			
24	Acquisition and replacement of tools for maintenance shop and office equipment	MBA	2019	F			300,000	300,000	Narrative Justification Submitted	Toll Credit	Carryover FY19 \$300,000
				S				-			
				T	-			300,000			
25	Replacement of buses for the fixed route fleet	MBA	2018	F	2,700,000			2,700,000	Narrative Justification Submitted	Toll Credit	Lapsing Funds FY 2017
				S				-			
				T	2,700,000			2,700,000			
26	Mid Life Overhaul 2013 fleet	MBA	2018	F	400,000	-		400,000	Narrative Justification Submitted	Toll Credit	Obligated funds PR-2018-016-02 (\$1,600,000) Transfer funds to Mid Life Over Haul (\$400,000)
				S				-			
				T	400,000	-	-	400,000			
27	Acquisition of three (3) buses Blue Bird All American and one (1) bus Blue Bird CX2 for Universidad Sagrado Corazón.	PRHTA	2020	F	679,471	-		679,471	Narrative Justification Submitted	Toll Credits	
				S				-			
				T	679,471	-	-	679,471			
28	Digital Apps for Universidad Sagrado Corazón	PRHTA	2020	F	75,000	-		75,000	Narrative Justification Submitted	Toll Credits	
				S				-			
				T	75,000	-	-	75,000			
29	Bus stops twenty five (25) for Universidad Sagrado Corazón	PRHTA	2020	F	200,000	-		200,000	Narrative Justification Submitted	Toll Credits	
				S				-			
				T	200,000	-	-	200,000			

GOVERNMENT OF PUERTO RICO
 PUERTO RICO DEPARTMENT OF TRANSPORTATION AND PUBLIC WORKS
 PUERTO RICO HIGHWAY AND TRANSPORTATION AUTHORITY
 STATEWIDE TRANSPORTATION IMPROVEMENT PROGRAM
 FISCAL YEARS 2019 - 2022
 AMENDMENT #1
 ADMINISTRATIVE MODIFICATION #1

SECTION 5339: BUS AND BUS FACILITIES PROGRAM, SAN JUAN URBANIZED AREA

Num.	Description	Grantee	Year Apportioned	Three Years Program				Total Est. Cost	Project Justification	Source of Local Funds	Remarks
				2019	2020	2021	2022				
30	Cost Associated to parts, equipment and material for preventive maintenance acquired by First Transit	PRHTA/ATI-TU	2016	F	-	-	1,000,000	1,000,000	Narrative Justification Submitted		Carryover FY2017
				S	-	-	-	-			
				T	-	-	1,000,000	1,000,000			
31	Purchase and Installation of Automatic Passenger Counters (APC)	Toa Baja	2020	F	50,455	-	-	50,455	Narrative Justification Submitted	Toll Credits	
				S	-	-	-	-			
				T	-	50,455	-	-			
32	Purchase and Installation of twenty (20) GPS Tracking System	Toa Baja	2020	F	13,977	-	-	13,977	Narrative Justification Submitted	Toll Credits	
				S	-	-	-	-			
				T	-	13,977	-	-			
33	Radio Communication System and monthly fees	Toa Baja	2020	F	11,229	-	-	11,229	Narrative Justification Submitted	Toll Credits	
				S	-	-	-	-			
				T	-	11,229	-	-			
34	Purchase and Installation Bus Stop	Toa Baja	2020	F	13,750	-	-	13,750	Narrative Justification Submitted	Toll Credits	
				S	-	-	-	-			
				T	-	13,750	-	-			
35	Installation of nine (9) bus shelters in fix route #3	Vega Baja	2019	F	117,600	-	-	117,600	Narrative Justification Submitted	Toll Credit	Carryover Fund FY 2019
				S	-	-	-	-			
				T	-	117,600	-	-			
36	Fare Collection equipment buses and software	Vega Baja	2020	F	194,884	-	-	194,884	Narrative Justification Submitted	Toll Credits	
				S	-	-	-	-			
				T	-	194,884	-	-			
37	Fare Collection Services and Maintenance	Vega Baja	2020	F	-	24,895	24,895	49,790	Narrative Justification Submitted	Toll Credits	FY 2023 (\$24,895)
				S	-	-	-	-			
				T	-	24,895	24,895	49,790			
Total Federal Funds:				F	-	11,210,340	2,743,895	1,324,895	15,279,130		
Total State or Local Funds:				S	-	-	-	-	-		
Total				T	-	11,210,340	2,743,895	1,324,895	15,279,130		



Government of Puerto Rico

Puerto Rico Department of Transportation and Public Works

Puerto Rico Highway and Transportation Authority

Statewide Transportation Improvement Program (STIP)

FEDERAL TRANSIT ADMINISTRATION (FTA)

San Juan Urbanized Area (SJUA)

(UA > 1,000,000 in Population)

Section 5339- State

GOVERNMENT OF PUERTO RICO
 PUERTO RICO DEPARTMENT OF TRANSPORTATION AND PUBLIC WORKS
 PUERTO RICO HIGHWAY AND TRANSPORTATION AUTHORITY
 STATEWIDE TRANSPORTATION IMPROVEMENT PROGRAM
 FISCAL YEARS 2019 - 2022
 AMENDMENT #1
 ADMINISTRATIVE MODIFICATION #1

SECTION 5339: State

Num.	Description	Grantee	Year	Annual Element	Three Years Program				Total	Project Justification	Source of Local Funds	Remarks
					2019	2020	2021	2022				
1	Additional Funds for Replacement of buses for the fixed route fleet	MBA	2018	F		3,000,000	-	-	3,000,000		Toll Credits	Combination of funds with Section 5339 (\$2,700,000). Lapsing Fund. Allocation FY17, FY18 and FY19.
				S			-	-	-			
				T	-	3,000,000	-	-	3,000,000			
Total Federal Funds:					-	3,000,000	-	-	3,000,000			
Total State or Local Funds:					-	-	-	-	-			
Total					-	3,000,000	-	-	3,000,000			



Government of Puerto Rico

Puerto Rico Department of Transportation and Public Works

Puerto Rico Highway and Transportation Authority

Statewide Transportation Improvement Program (STIP)
Fiscal Years 2019-2022

FEDERAL TRANSIT ADMINISTRATION (FTA)

San Juan Urbanized Area (SJUA)

(UA > 1,000,000 in Population)

Emergency Relief Program

Section 5324

GOVERNMENT OF PUERTO RICO
 PUERTO RICO DEPARTMENT OF TRANSPORTATION AND PUBLIC WORKS
 PUERTO RICO HIGHWAY AND TRANSPORTATION AUTHORITY
 STATEWIDE TRANSPORTATION IMPROVEMENT PROGRAM
 FISCAL YEARS 2019 - 2022
 AMENDMENT #1
 ADMINISTRATIVE MODIFICATION #1

SECTION 5324: Emergency Relief Program

Num.	Description	Grantee	Year Apporioned	Annual Element	Three Years Program				Total	Project Justification	Source of Local Funds	Remarks
				2019	2020	2021	2022	Est. Cost				
1	Back Up Generators Tren Urbano	PRHTA	2019	F	25,721,000	-	-	-	25,721,000		Toll Credits	
				S	-	-	-	-				
				T	25,721,000	-	-	-	25,721,000			
Total Federal Funds:					25,721,000	-	-	-	25,721,000			
Total State or Local Funds:					-	-	-	-				
Total					25,721,000	-	-	-	25,721,000			



Government of Puerto Rico

Puerto Rico Department of Transportation and Public Works

Puerto Rico Highway and Transportation Authority

Statewide Transportation Improvement Program (STIP)
Fiscal Years 2019-2022

FEDERAL TRANSIT ADMINISTRATION (FTA)

San Juan Urbanized Area (SJUA)
(UA > 1,000,000 in Population)

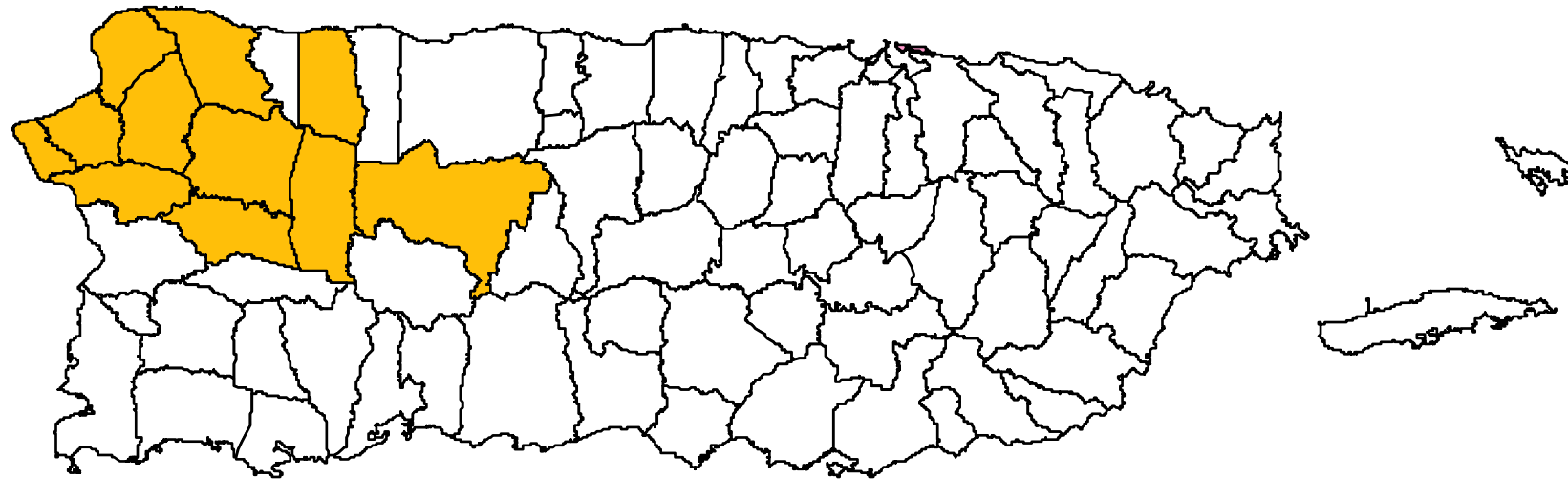
Discretionary Funds- FY 2017 Bus and Bus Facilities Projects

GOVERNMENT OF PUERTO RICO
 PUERTO RICO DEPARTMENT OF TRANSPORTATION AND PUBLIC WORKS
 PUERTO RICO HIGHWAY AND TRANSPORTATION AUTHORITY
 STATEWIDE TRANSPORTATION IMPROVEMENT PROGRAM
 FISCAL YEARS 2019 - 2022
 AMENDMENT #1
 ADMINISTRATIVE MODIFICATION #1

Discretionary Funds- FY2017 Bus and Bus Facilities Projects

Num.	Description	Grantee	Year Apportioned	Annual Element	Three Years Program			Total	Project Justification	Source of Local Funds	Remarks
				2019	2020	2021	2022	Est. Cost			
1	Renovation to the Francisco Pererira Transportation Terminal and replace non-ADA compliant vans	Caguas	2017	F	2,600,000				2,600,000		Carryover funds FY2017. D2017-BUSC-097
				S							
				T	2,600,000				2,600,000		
Total Federal Funds:				2,600,000	-	-	-	2,600,000			
Total State or Local Funds:				-	-	-	-	-			
Total				2,600,000	-	-	-	2,600,000			

Aguadilla Urbanized Area



■ *Aguadilla Urbanized Area (AUA) (UA > 200,000 in Population)*



Government of Puerto Rico

Puerto Rico Department of Transportation and Public Works
Puerto Rico Highway and Transportation Authority

Statewide Transportation Improvement Program (STIP)

FEDERAL TRANSIT ADMINISTRATION (FTA)

Aguadilla Urbanized Area (AUA)

(UA > 200,000 in Population)

Section 5307

GOVERNMENT OF PUERTO RICO
 PUERTO RICO DEPARTMENT OF TRANSPORTATION AND PUBLIC WORKS
 PUERTO RICO HIGHWAY AND TRANSPORTATION AUTHORITY
 STATEWIDE TRANSPORTATION IMPROVEMENT PROGRAM
 FISCAL YEARS 2019 - 2022
 AMENDMENT #1
 ADMINISTRATIVE MODIFICATION #1

SECTION 5307: AGUADILLA URBANIZED AREA (AUA)

Num.	Description	Grantee	Year Entered	Annual Element		Three Year Program			Total Est. Cost	Project Justification	Source of Local Funds	Remarks
					2019	2020	2021	2022				
1	Provision of Paratransit Services in Accordance with ADA Regulations	Aguada	2015	F		402,020			402,020	Narrative Submitted by Municipality	Toll Credits	Lapsing Funds FY 2015. Carryover Funds \$65,348 FY 2015 & \$66,001 FY 2016, FY2017 \$67,328, FY18 \$68,001 and FY 19 \$66,661
				S	-				-			
				T	-	402,020			402,020			
2	Preventive Maintenance Cost for Public Transportation Services	Aguada	2015	F		74,517			74,517	Narrative Submitted by Municipality	Toll Credits	Lapsing Funds FY 2015. Carryover Funds FY2016 \$14,608, FY2017 \$14,902 and FY18 \$15,051
				S					-			
				T	-	74,517			74,517			
3	Preventive Maintenance Cost for Public Transportation Terminal	Aguada	2015	F		60,321			60,321	Narrative Submitted by Municipality	Toll Credits	Lapsing Funds FY15 Carryover Funds \$11,833 FY 2016, FY17 \$12,071, FY18 \$12,192, FY19 \$11,951
				S	-				-			
				T	-	60,321			60,321			
4	Preventive Maintenance Cost for Public Transportation Services	Añasco	2015	F		9,876			9,876	Narrative Submitted by Municipality	Toll Credits	Carryover Funds FY15 \$1,936 and FY 16 \$1,955, FY17 \$1,975 and FY18 \$1,995
				S	-				-			
				T	-	9,876			9,876			
5	Bicycle Facilities and Access	Añasco	2018	F		626,765		-	626,765	Narrative Submitted by Municipality	Toll Credits	Application 5815-2019-1
				S				-	-			
				T		626,765		-	626,765			
6	Preventive Maintenance for annual element for five (5) buses.	Añasco	2018	F		16,664	8,332		24,996	Narrative Submitted by Municipality	Toll Credits	Carryover funds FY18 Application 5815-2018-1
				S	-	-			-			
				T	-	16,664	8,332		24,996			

GOVERNMENT OF PUERTO RICO
 PUERTO RICO DEPARTMENT OF TRANSPORTATION AND PUBLIC WORKS
 PUERTO RICO HIGHWAY AND TRANSPORTATION AUTHORITY
 STATEWIDE TRANSPORTATION IMPROVEMENT PROGRAM
 FISCAL YEARS 2019 - 2022
 AMENDMENT #1
 ADMINISTRATIVE MODIFICATION #1

SECTION 5307: AGUADILLA URBANIZED AREA (AUA)

Num.	Description	Grantee	Year Entered	Annual Element		Three Year Program			Total Est. Cost	Project Justification	Source of Local Funds	Remarks
					2019	2020	2021	2022				
7	Operating Assistance ADA Paratransit Service, Preventive Maintenance for Buses	Añasco	2020	F		58,357	58,357	58,357	175,071	Narrative Submitted by Municipality	Toll Credits	
				S	-	-						
				T		58,357	58,357	58,357	175,071			
8	Operating Assistance ADA Paratransit Service-Difference to cover changes from Administrative Modification #3	Añasco	2019	F		12,372	-	-	12,372	Narrative Submitted by Municipality	Toll Credits	
				S			-	-				
				T		12,372	-		12,372			
9	Preventive Maintenance Cost for Public Transportation Services	Las Marías	2015	F		13,033			13,033	Narrative Submitted by Municipality	Toll Credits	Lapsing Funds FY 2015 Carryover Funds FY 2016 \$3,210, FY17 \$3,242 and FY18 \$3,274
				S	-				-			
				T	-	13,033			13,033			
10	Construction of Initial Station for the Public Transportation System in Los Patriotas Ave	Lares	2015	F		126,000	-	-	126,000	Narrative Submitted by Municipality	Toll Credits	Lapsing Funds FY15 Carryover Funds FY 2015
				S	-		-	-	-			
				T		126,000	-	-	126,000			
11	Preventive Maintenance for nine (9) vehicles	Lares	2018	F		269,154			269,154	Narrative Submitted by Municipality	Toll Credits	Lapsing Funds FY 2015 Carryover Funds FY18 and FY 2019
				S	-	-			-			
				T		269,154			269,154			
12	Preventive Maintenance Cost for Vehicles Fleet	Rincón	2015	F		31,310			31,310	Narrative Submitted by Municipality	Toll Credits	Lapsing Funds FY 2015 Carryover Funds FY 16 \$10,297 FY17 \$10,400
				S	-				-			
				T	-	31,310			31,310			

GOVERNMENT OF PUERTO RICO
 PUERTO RICO DEPARTMENT OF TRANSPORTATION AND PUBLIC WORKS
 PUERTO RICO HIGHWAY AND TRANSPORTATION AUTHORITY
 STATEWIDE TRANSPORTATION IMPROVEMENT PROGRAM
 FISCAL YEARS 2019 - 2022
 AMENDMENT #1
 ADMINISTRATIVE MODIFICATION #1

SECTION 5307: AGUADILLA URBANIZED AREA (AUA)

Num.	Description	Grantee	Year Entered	Annual Element		Three Year Program			Total Est. Cost	Project Justification	Source of Local Funds	Remarks
					2019	2020	2021	2022				
13	Construction of Bus Shelters Along Trolley Route	Rincón	2015	F		32,000	-	-	32,000	Narrative Submitted by Municipality	Toll Credits	Lapsing Funds FY 2015 Carryover Funds FY 2015
				S			-	-	-			
				T	-	32,000	-	-	32,000			
14	A & E Public Transportation Terminal	San Sebastián	2020	F		302,100		-	302,100	Narrative Submitted by Municipality	Toll Credits	
				S	-			-	-			
				T	-	302,100	-	-	302,100			
15	Construction of Public Transportation Terminal	San Sebastián	2020	F			3,021,000	-	3,021,000	Narrative Submitted by Municipality	Toll Credits	
				S	-			-	-			
				T	-	-	3,021,000	-	3,021,000			
16	Preventive Maintenance Cost for Vehicles Fleet	San Sebastián	2015	F		36,950			36,950	Narrative Submitted by Municipality	Toll Credits	Lapsing Funds FY 2015 Carryover FY16 \$9,100, FY17 \$9,191, FY18 \$9,283
				S	-				-			
				T	-	36,950			36,950			
17	Drugs and Alcohol test	San Sebastián	2019	F		750	750	750	2,250	Narrative Submitted by Municipality	Toll Credits	Lapsing Funds FY 2015
				S	-	-	-	-	-			
				T		750	750	750	2,250			
18	Sidewalks Reconstruction, Sheds and Urban Furniture	San Sebastián	2020	F		211,506			211,506	Narrative Submitted by Municipality	Toll Credits	Lapsing Funds FY 2015
				S	-				-			
				T	-	211,506			211,506			
Total Federal Funds:					-	2,283,695	3,088,439	59,107	5,431,241			
Total State or Local Funds:					-	-	-	-	-			
Total					-	2,283,695	3,088,439	59,107	5,431,241			



Government of Puerto Rico

Puerto Rico Department of Transportation and Public Works
Puerto Rico Highway and Transportation Authority

Statewide Transportation Improvement Program (STIP)

FEDERAL TRANSIT ADMINISTRATION (FTA)
Aguadilla Urbanized Area (AUA)
(UA > 200,000 in Population)

Section 5310

GOVERNMENT OF PUERTO RICO
 PUERTO RICO DEPARTMENT OF TRANSPORTATION AND PUBLIC WORKS
 PUERTO RICO HIGHWAY AND TRANSPORTATION AUTHORITY
 STATEWIDE TRANSPORTATION IMPROVEMENT PROGRAM
 FISCAL YEARS 2019 - 2022
 AMENDMENT #1
 ADMINISTRATIVE MODIFICATION #1

SECTION 5310: SECTION 5310: ELDERLY AND PERSONS WITH DISABILITIES PROGRAM, AGUADILLA URBANIZED AREA (AUA)

Num.	Description	Grantee	Year Entered	Annual Element				Total Est. Cost	Project Justification	Source of Local Funds	Remarks
				2019	2020	2021	2022				
1	Acquisition of two (2) vehicles for the Municipality of Aguadilla	PRHTA	2019	F	190,000	-	-	190,000	Narrative Justification Submitted	Toll Credits	
				S	-	-	-	-			
				T	190,000	-	-	190,000			
2	Operating Assistance for the 5310 Transit Fleet for the Municipality of Aguadilla	PRHTA	2019	F	65,232	65,232	65,232	195,696	Narrative Justification Submitted	Toll Credits	
				S	-	-	-	-			
				T	65,232	65,232	65,232	195,696			
3	Preventive Maintenance for the 5310 Transit Fleet for the Municipality of Aguadilla	PRHTA	2019	F	1,523	268	268	2,059	Narrative Justification Submitted	Toll Credits	
				S	-	-	-	-			
				T	1,523	268	268	2,059			
4	Acquisition of (1) mini bus for 16 passengers of Elderly Housing Number 1001, Inc/Combined Building & Housing Consultants, Inc Aguadilla	PRHTA	2020	F	89,000	-	-	89,000	Narrative Justification Submitted	Toll Credits	
				S	-	-	-	-			
				T	89,000	-	-	89,000			
5	Operational Expenses of Elderly Housing Number 1001, Inc/Combined Building & Housing Consultants, Inc Aguadilla	PRHTA	2020	F	13,995	-	-	13,995	Narrative Justification Submitted	Toll Credits	
				S	-	-	-	-			
				T	13,995	-	-	13,995			
6	Operating Assistance Municipality of Añasco	PRHTA	2020	F	45,956	91,941	-	137,897	Narrative Justification Submitted	Toll Credits	Transfer funds for Non-Urbanized 5310 \$30,000
				S	-	-	-	-			
				T	45,956	91,941	-	137,897			
7	Preventive Maintenance Municipality of Añasco	PRHTA	2020	F	3,442	3,532	3,532	10,506	Narrative Justification Submitted	Toll Credits	
				S	-	-	-	-			
				T	3,442	3,532	3,532	10,506			
8	Project Administration for 5310 Transit Fleet for the Municipality of San Sebastián	PRHTA	2019	F	445	445	445	1,335	Narrative Justification Submitted	Toll Credits	
				S	-	-	-	-			
				T	445	445	445	1,335			
9	Acquisition of Software and Annual License Fees for Municipality of San Sebastián	PRHTA	2020	F	3,180	3,180	3,180	9,540	Narrative Justification Submitted by the Municipality	Toll Credits	
				S	-	-	-	-			
				T	3,180	3,180	3,180	9,540			
10	Operating Assistance for 5310 Transit Fleet for the Municipality of Lares	PRHTA	2019	F	193,809	193,809	193,809	581,427	Narrative Justification Submitted by the Municipality	Toll Credits	Transfer funds for Non-Urbanized 5310 \$193,809
				S	-	-	-	-			
				T	193,809	193,809	193,809	581,427			

GOVERNMENT OF PUERTO RICO
 PUERTO RICO DEPARTMENT OF TRANSPORTATION AND PUBLIC WORKS
 PUERTO RICO HIGHWAY AND TRANSPORTATION AUTHORITY
 STATEWIDE TRANSPORTATION IMPROVEMENT PROGRAM
 FISCAL YEARS 2019 - 2022
 AMENDMENT #1
 ADMINISTRATIVE MODIFICATION #1

SECTION 5310: SECTION 5310: ELDERLY AND PERSONS WITH DISABILITIES PROGRAM, AGUADILLA URBANIZED AREA (AUA)

Num.	Description	Grantee	Year Entered	Annual Element		Three Year Program			Total Est. Cost	Project Justification	Source of Local Funds	Remarks
					2019	2020	2021	2022				
11	Preventive Maintenance for 5310 Transit Fleet for the Municipality of Lares	PRHTA	2019	F		15,836	15,836	15,836	47,508	Narrative Justificacion Submitted by the Municipality	Toll Credits	
				S	-	-	-	-	-			
				T		15,836	15,836	15,836	47,508			
12	Project Administration for 5310 Transit Fleet for the Municipality of San Sebastian	PRHTA	2019	F		600	600	600	1,800	Narrative Justificacion Submitted by the Municipality	Toll Credits	
				S	-	-	-	-	-			
				T		600	600	600	1,800			
13	Operating Assistance for 5310 Transit Fleet for the Municipality of San Sebastian	PRHTA	2019	F		150,107	150,107	150,107	450,321	Narrative Justificacion Submitted by the Municipality	Toll Credits	
				S	-	-	-	-	-			
				T		150,107	150,107	150,107	450,321			
14	Acquisitions of one (1) 16 passenger of Corp. Servicios de Salud Primaria y Desarrollo Socioeconómico El Otoao-Cossao- Utuado	PRHTA	2020	F		89,000			89,000	Narrative Justificacion Submitted by the Municipality	Toll Credits	
				S	-	-	-	-	-			
				T		89,000			89,000			
15	Acquisitions of one (1) paratransit for 10 passenger and two (2) vans of Corp. Servicios de Salud Primaria y Desarrollo Socioeconómico El Otoao-Cossao- Utuado	PRHTA	2020	F			102,274		102,274	Narrative Justificacion Submitted by the Municipality	Toll Credits	
				S	-	-	-	-	-			
				T			102,274		102,274			
16	Operational Expenses of Corp. Servicios de Salud Primaria y Desarrollo Socioeconómico El Otoao-Cossao- Utuado	PRHTA	2020	F		73,748			73,748	Narrative Justificacion Submitted by the Municipality	Toll Credits	
				S	-	-	-	-	-			
				T		73,748			73,748			
Total Federal Funds:				F	-	935,873	627,224	433,009	1,996,106			
Total State or Local Funds:				S	-	-	-	-	-			
Total				T	-	935,873	627,224	433,009	1,996,106			



Government of Puerto Rico

Puerto Rico Department of Transportation and Public Works
Puerto Rico Highway and Transportation Authority

Statewide Transportation Improvement Program (STIP)

FEDERAL TRANSIT ADMINISTRATION (FTA)

Aguadilla Urbanized Area (AUA)

(UA > 200,000 in Population)

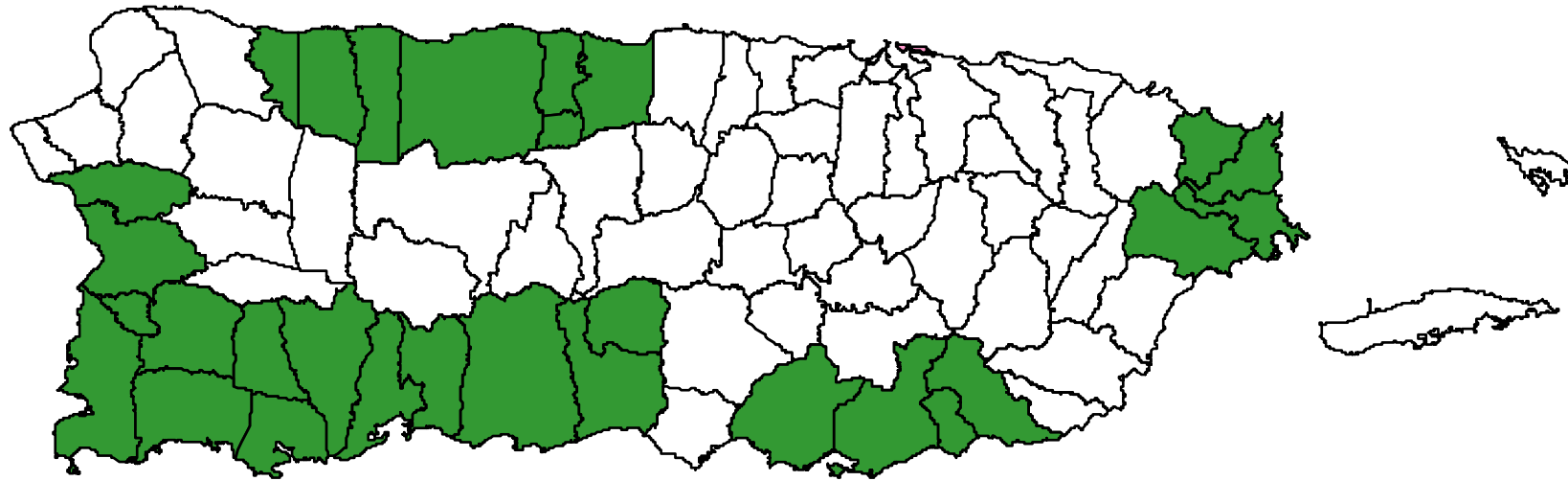
Section 5339

GOVERNMENT OF PUERTO RICO
 PUERTO RICO DEPARTMENT OF TRANSPORTATION AND PUBLIC WORKS
 PUERTO RICO HIGHWAY AND TRANSPORTATION AUTHORITY
 STATEWIDE TRANSPORTATION IMPROVEMENT PROGRAM
 FISCAL YEARS 2019 - 2022
 AMENDMENT #1
 ADMINISTRATIVE MODIFICATION #1

SECTION 5339: AGUADILLA URBANIZED AREA (AUA) BUS AND BUS FACILITIES FORMULA PROGRAM

Num.	Description	Grantee	Year Entered	Annual Element		Three Year Program			Total Est. Cost	Project Justification	Source of Local Funds	Remarks
					2019	2020	2021	2022				
1	Acquisition of three (3) vehicles	Aguadilla	2020	F		270,000	-	-	270,000	Narrative Justification Submitted	Toll Credits	Lapsing Funds FY2017
				S			-	-	-			
				T		270,000	-	-	270,000			
2	Reconstruction of Bus Shelters	Aguadilla	2020	F		1,924			1,924	Narrative Submitted by Municipality	Toll Credits	
				S	-				-			
				T	-	1,924			1,924			
3	Global Positioning System (GPS)	Aguadilla	2020	F		8,607	-	-	8,607	Narrative Justification Submitted	Toll Credits	
				S			-	-	-			
				T		8,607	-	-	8,607			
4	Surveillance Cameras	Aguadilla	2020	F		10,000	-	-	10,000	Narrative Justification Submitted	Toll Credits	
				S			-	-	-			
				T		10,000	-	-	10,000			
5	Preventive Maintenance Cost for Public Transportation Services	Aguadilla	2020	F		3,376	3,376	3,376	10,128	Narrative Submitted by Municipality	Toll Credits	
				S	-				-			
				T	-	3,376	3,376	3,376	10,128			
6	Project Administration	Aguadilla	2020	F		38,671	38,671	38,671	116,013	Narrative Submitted by Municipality	Toll Credits	
				S	-				-			
				T	-	38,671	38,671	38,671	116,013			
7	Acquisition of two (2) buses <30 Ft. for addition of one approved route	Añasco	2019	F		219,003	-		219,003	Narrative Submitted by Municipality	Toll Credits	
				S			-					
				T		219,003	-		219,003			
8	Acquisition of Computer	Lares	2020	F		580	-	-	580	Narrative Justification Submitted	Toll Credits	
				S			-	-	-			
				T		580	-	-	580			
9	Acquisition of Radio Communication	Lares	2020	F		5,710	-	-	5,710	Narrative Justification Submitted	Toll Credits	
				S			-	-	-			
				T		5,710	-	-	5,710			
10	Acquisition of Passenger Counter	Lares	2020	F		6,525	-	-	6,525	Narrative Justification Submitted	Toll Credits	
				S			-	-	-			
				T		6,525	-	-	6,525			
Total Federal Funds:				F	-	564,396	42,047	42,047	648,490			
Total State or Local Funds:				S	-	-	-	-	-			
Total				T	-	564,396	42,047	42,047	648,490			

Urbanized Areas Under 200,000 Population (UZA)



■ *Urbanized Areas Under 200,000 Population (UZA)*





Government of Puerto Rico

Puerto Rico Department of Transportation and Public Works
Puerto Rico Highway and Transportation Authority

Statewide Transportation Improvement Program (STIP)

FEDERAL TRANSIT ADMINISTRATION (FTA)

Urbanized Area Under 200,000 in Population (UZA)

Section 5307

GOVERNMENT OF PUERTO RICO
 PUERTO RICO DEPARTMENT OF TRANSPORTATION AND PUBLIC WORKS
 PUERTO RICO HIGHWAY AND TRANSPORTATION AUTHORITY
 STATEWIDE TRANSPORTATION IMPROVEMENT PROGRAM
 FISCAL YEARS 2019 - 2022
 AMENDMENT #1
 ADMINISTRATIVE MODIFICATION #1

SECTION: 5307 URBANIZED AREA FORMULA PROGRAM - URBANIZED AREA UNDER 200,000 POPULATION (UZA)

Num.	Project Description and Localization	Grantee	Year Entered	Annual Element		Three Year Program			Total Est. Cost	Project Justification	Source of Local Funds	Remarks
				2019	2020	2021	2022					
1	Employee Education/Training	Barceloneta	2014	F	-	-	23,078	-	23,078	Narrative Justification Prepared by the Municipality	Toll Credit	
				S	-	-	-	-	-			
				T	-	-	23,078	-	23,078			
2	Preventive Maintenance of Transit Vehicles	Barceloneta	2015	F	-	-	469,361	793,288	1,262,649	Narrative Justification Prepared by the Municipality	Toll Credit	
				S	-	-	-	-	-			
				T	-	-	469,361	793,288	1,262,649			
3	Operational Assistance for the Transit System	Barceloneta	2015	F	-	1,335,399	674,343	1,335,334	3,345,076	Narrative Justification Prepared by the Municipality	Toll Credit	
				S	-	-	-	-	-			
				T	-	1,335,399	674,343	1,335,334	3,345,076			
4	Acquisition of Equipment for the Municipality of Barceloneta	Barceloneta	2018	F	-	255,560	-	-	255,560	Narrative Justification Prepared by the Municipality	Toll Credit	Tools (FY 2018) and Tires (FY 2018, FY 2019, FY 2020). Carryover funds FY2018 \$125,000
				S	-	-	-	-	-			
				T	-	255,560	-	-	255,560			
5	Replacement of Two (2) Trolleys and One (1) Transit for the Municipality of Barceloneta	Barceloneta	2018	F	-	-	435,000	-	435,000	Narrative Justification Prepared by the Municipality	Toll Credit	Carryover funds FY2018
				S	-	-	-	-	-			
				T	-	-	435,000	-	435,000			
6	Communication and Security for the Municipality of Barceloneta	Barceloneta	2018	F	-	37,500	-	-	37,500	Narrative Justification Prepared by the Municipality	Toll Credit	Camera and Radio Units. Carryover funds FY2018. Additional fund to project completion
				S	-	-	-	-	-			
				T	-	37,500	-	-	37,500			
7	Repairs to Transportation Systems Parking	Barceloneta	2018	F	-	210,000	-	-	210,000	Narrative Justification Prepared by the Municipality	Toll Credit	Carryover funds FY2016, Reprogrammed from NEPA Study. Additional funds to complete carryover
				S	-	-	-	-	-			
				T	-	210,000	-	-	210,000			
8	Bus Shelters Replacement for the Municipality of Barceloneta	Barceloneta	2018	F	-	180,000	-	-	180,000	Narrative Justification Prepared by the Municipality	Toll Credit	Carryover funds FY2018
				S	-	-	-	-	-			
				T	-	180,000	-	-	180,000			
9	Public Terminal Rehabilitation for the Municipality of Barceloneta	Barceloneta	2018	F	-	170,000	-	-	170,000	Narrative Justification Prepared by the Municipality	Toll Credit	Carryover funds FY2016, Reprogrammed from NEPA Study. Additional funds to complete carryover
				S	-	-	-	-	-			
				T	-	170,000	-	-	170,000			
10	Expansion to Transportation Systems Garage and Parking for the Municipality of Barceloneta	Barceloneta	2018	F	-	620,000	-	-	620,000	Narrative Justification Prepared by the Municipality	Toll Credit	Carryover funds FY2016, Reprogrammed from NEPA Study. Additional funds to complete carryover
				S	-	-	-	-	-			
				T	-	620,000	-	-	620,000			
11	Preventive Maintenance of Trolleys and Paratransit Vehicles	Camuy	2013	F	-	83,666	33,969	-	117,635	Narrative Justification Prepared by the Municipality	Toll Credit	Carryover Funds FY18 \$33,300. FY 19 \$33,633 & FY 2020 \$33,969
				S	-	-	-	-	-			
				T	-	83,666	33,969	-	117,635			
12	Operational Assistance of Trolleys and Paratransit Vehicles	Camuy	2017	F	-	600,336	-	-	600,336	Narrative Justification Prepared by the Municipality	Toll Credit	Carryover funds FY18 \$238,224 & FY19 \$240,606
				S	-	-	-	-	-			
				T	-	600,336	-	-	600,336			
13	Replacement of Four (4) Trolley, twenty or more (20 +) passenger for fixed route for the Municipality of Camuy	Camuy	2018	F	-	422,000	-	-	422,000	Narrative Justification Prepared by the Municipality	Toll Credit	Carryover funds FY2018
				S	-	-	-	-	-			
				T	-	422,000	-	-	422,000			
14	Acquisition of Two(2) Trolleys, twenty-four(24) passenger for Expansion of Fleet for the Municipality of Camuy	Camuy	2019	F	-	468,000	-	-	468,000	Narrative Justification Prepared by the Municipality	Toll Credit	Application 5487-2019-2
				S	-	-	-	-	-			
				T	-	468,000	-	-	468,000			

GOVERNMENT OF PUERTO RICO
 PUERTO RICO DEPARTMENT OF TRANSPORTATION AND PUBLIC WORKS
 PUERTO RICO HIGHWAY AND TRANSPORTATION AUTHORITY
 STATEWIDE TRANSPORTATION IMPROVEMENT PROGRAM
 FISCAL YEARS 2019 - 2022
 AMENDMENT #1
 ADMINISTRATIVE MODIFICATION #1

SECTION: 5307 URBANIZED AREA FORMULA PROGRAM - URBANIZED AREA UNDER 200,000 POPULATION (UZA)

Num.	Project Description and Localization	Grantee	Year Entered	Annual Element			Three Year Program			Total Est. Cost	Project Justification	Source of Local Funds	Remarks
				2019	2020	2021	2022						
15	Preventive Maintenance for the Vehicles of Transportation System	Hatillo	2017	F	39,245	43,169	43,169	125,583	Narrative Justification Prepared by the Municipality	Toll Credit	Carryover funds FY2018. Application 5322-2018-2 and FY 2019		
				S	-	-	-	-					
				T	39,245	43,169	43,169	125,583					
16	Operational Assistance for the Transportation System	Hatillo	2017	F	340,000	340,000	340,000	1,020,000	Narrative Justification Prepared by the Municipality	Toll Credit	Carryover funds FY18, FY19 & FY 2020 \$189,689		
				S	-	-	-	-					
				T	340,000	340,000	340,000	1,020,000					
17	Support Vehicle for the Municipality of Hatillo	Hatillo	2019	F	35,000	-	-	35,000	Narrative Justification Prepared by the Municipality	Toll Credit	Carryover FY 2019 \$35,000		
				S	-	-	-	-					
				T	35,000	-	-	35,000					
18	Preventive Maintenance for Terminal for the Municipality of Hatillo	Hatillo	2019	F	55,000	-	-	55,000	Narrative Justification Prepared by the Municipality	Toll Credit	Carryover FY2019 \$55,000		
				S	-	-	-	-					
				T	55,000	-	-	55,000					
19	Surveillance Cameras for two (2) Terminals for the Municipality of Hatillo	Hatillo	2019	F	25,000	-	-	25,000	Narrative Justification Prepared by the Municipality	Toll Credit	Carryover FY 2019 \$25,000		
				S	-	-	-	-					
				T	25,000	-	-	25,000					
20	Preventive Maintenance for the Vehicles of Transportation System	Hormigueros	2020	F	102,521	-	-	102,521	Narrative Justification Prepared by the Municipality	Toll Credit			
				S	-	-	-	-					
				T	102,521	-	-	102,521					
21	Operational Assistance for the Transportation System	Hormigueros	2015	F	164,979	-	-	164,979	Narrative Justification Prepared by the Municipality	Toll Credit	PR-2019-034 (FY2019)		
				S	-	-	-	-					
				T	164,979	-	-	164,979					
22	Design for the Construction of the Mayagüez Transit System	Mayagüez	2017	F	3,750,000	-	-	3,750,000	Narrative Justification Prepared by the Municipality	Toll Credit	FY 2019 Application 2011-2019-4		
				S	-	-	-	-					
				T	3,750,000	-	-	3,750,000					
23	Property Acquisition for the Construction of the Mayagüez Transit System	Mayagüez	2013	F	-	-	3,125,000	3,125,000	Narrative Justification Prepared by the Municipality	Toll Credit	Subject to Study Results. Reprogram Funds 2017 requested by the Municipality		
				S	-	-	-	-					
				T	-	-	3,125,000	3,125,000					
24	Preventive Maintenance for the Vehicles of Transportation System	Mayagüez	2020	F	443,192	453,409	461,958	1,358,559	Narrative Justification Prepared by the Municipality	Toll Credit	PR-2019-29-00		
				S	-	-	-	-					
				T	443,192	453,409	461,958	1,358,559					
25	Operational Assistance for Public transportation System	Mayagüez	2017	F	1,600,720	1,641,666	1,681,820	4,924,206	Narrative Justification Prepared by the Municipality	Toll Credit	PR-2019-29-00		
				S	-	-	-	-					
				T	1,600,720	1,641,666	1,681,820	4,924,206					
26	Drug & Alcohol Tests for the Municipality of Mayaguez Transit System	Mayagüez	2020	F	3,200	3,600	3,600	10,400	Narrative Justification Prepared by the Municipality	Toll Credit			
				S	-	-	-	-					
				T	3,200	3,600	3,600	10,400					
27	Acquisition of a Tow Truck Support Vehicle for ADA vehicles and Public Transportation Vehicles for Mayagüez Transit System	Mayagüez	2020	F	175,000	-	-	175,000	Narrative Justification Prepared by the Municipality	Toll Credit			
				S	-	-	-	-					
				T	175,000	-	-	175,000					

GOVERNMENT OF PUERTO RICO
 PUERTO RICO DEPARTMENT OF TRANSPORTATION AND PUBLIC WORKS
 PUERTO RICO HIGHWAY AND TRANSPORTATION AUTHORITY
 STATEWIDE TRANSPORTATION IMPROVEMENT PROGRAM
 FISCAL YEARS 2019 - 2022
 AMENDMENT #1
 ADMINISTRATIVE MODIFICATION #1

SECTION: 5307 URBANIZED AREA FORMULA PROGRAM - URBANIZED AREA UNDER 200,000 POPULATION (UZA)

Num.	Project Description and Localization	Grantee	Year Entered	Annual Element			Three Year Program			Total Est. Cost	Project Justification	Source of Local Funds	Remarks
					2019	2020	2021	2022					
28	Cost of required insurance coverage for the Transportation System Fleet and Public Terminal Structures for Mayagüez Transit System	Mayagüez	2020	F	-	5,122	5,122	5,122	15,366	Narrative Justification Prepared by the Municipality	Toll Credit		
				S	-	-	-	-	-				
				T	-	5,122	5,122	5,122	15,366				
29	A & E Cycle Route: Coastal Cycle Route & Mayaguez Urban Center for Mayagüez Transit System	Mayagüez	2020	F	-	520,690	-	-	520,690	Narrative Justification Prepared by the Municipality	Toll Credit		
				S	-	-	-	-	-				
				T	-	520,690	-	-	520,690				
30	Construction Cycle Route: Coastal Cycle Route & Mayaguez Urban Centre for Mayagüez Transit System	Mayagüez	2020	F	-	-	4,100,000	-	4,100,000	Narrative Justification Prepared by the Municipality	Toll Credit		
				S	-	-	-	-	-				
				T	-	-	4,100,000	-	4,100,000				
31	Design for the Rehabilitation Administrative Office of Carlos Garay Public Terminal for the Municipality of Ponce	Ponce	2018	F	-	45,000	-	-	45,000	Narrative Justification Prepared by the Municipality	Toll Credit	Carryover funds FY18. Application 3049-2017-002	
				S	-	-	-	-	-				
				T	-	45,000	-	-	45,000				
32	Rehabilitation of the Administrative Office of Publico Carlos Garay Terminal	Ponce	2015	F	-	184,306	-	-	184,306	Narrative Justification Prepared by the Municipality	Toll Credit	Carryover funds of FY2017. Application 3049-2017-2	
				S	-	-	-	-	-				
				T	-	184,306	-	-	184,306				
33	Operational Assistance for the Transportation System	Ponce	2020	F	-	2,349,874	-	-	2,349,874	Narrative Justification Prepared by the Municipality	Toll Credit		
				S	-	-	-	-	-				
				T	-	2,349,874	-	-	2,349,874				
34	Preventive Maintenance for the Transportation System	Ponce	2020	F	-	623,153	-	-	623,153	Narrative Justification Prepared by the Municipality	Toll Credit		
				S	-	-	-	-	-				
				T	-	623,153	-	-	623,153				
35	Employee Education/ Training	Ponce	2020	F	-	30,000	-	-	30,000	Narrative Justification Prepared by the Municipality	Toll Credit		
				S	-	-	-	-	-				
				T	-	30,000	-	-	30,000				
36	Drugs and Alcohol Tests	Ponce	2020	F	-	8,646	-	8,646	17,292	Narrative Justification Prepared by the Municipality	Toll Credit		
				S	-	-	-	-	-				
				T	-	8,646	-	8,646	17,292				
37	Rehab/Renov Dora Colón Clavell Terminal	Ponce	2017	F	-	932,000	-	-	932,000	Narrative Justification Prepared by the Municipality	Toll Credit	Carryover Funds FY17. Application 3049-2017-2	
				S	-	-	-	-	-				
				T	-	932,000	-	-	932,000				
38	Construction of Bus Shelters for SITRAS New Route for the Municipality of Ponce	Ponce	2018	F	-	1,732,000	-	-	1,732,000	Narrative Justification Prepared by the Municipality	Toll Credit	Carryover funds FY2018. Application 3049-2017-2	
				S	-	-	-	-	-				
				T	-	1,732,000	-	-	1,732,000				
39	Preventive Maintenance for Two (2) Park and Ride Terminal for the Municipality of Ponce	Ponce	2020	F	-	40,000	-	-	40,000	Narrative Justification Prepared by the Municipality	Toll Credit		
				S	-	-	-	-	-				
				T	-	40,000	-	-	40,000				
40	Additional Funds for Acquisition of Tow Truck Support Vehicle for SITRAS vehicles for the Municipality of Ponce	Ponce	2020	F	-	60,000	-	-	60,000	Narrative Justification Prepared by the Municipality	Toll Credit	FY19 \$220,000 Obligated in Grant PR-2019-025. FY20: Additional funds	
				S	-	-	-	-	-				
				T	-	60,000	-	-	60,000				

GOVERNMENT OF PUERTO RICO
 PUERTO RICO DEPARTMENT OF TRANSPORTATION AND PUBLIC WORKS
 PUERTO RICO HIGHWAY AND TRANSPORTATION AUTHORITY
 STATEWIDE TRANSPORTATION IMPROVEMENT PROGRAM
 FISCAL YEARS 2019 - 2022
 AMENDMENT #1
 ADMINISTRATIVE MODIFICATION #1

SECTION: 5307 URBANIZED AREA FORMULA PROGRAM - URBANIZED AREA UNDER 200,000 POPULATION (UZA)

Num.	Project Description and Localization	Grantee	Year Entered	Annual Element		Three Year Program			Total Est. Cost	Project Justification	Source of Local Funds	Remarks
					2019	2020	2021	2022				
41	Acquisition of Pick-Up Support Vehicle to Preventive Maintenance of Terminals and Bus Shelters for the Municipality of Ponce	Ponce	2020	F	-	51,420	-	-	51,420	Narrative Justification Prepared by the Municipality	Toll Credit	
				S	-	-	-	-	-			
				T	-	51,420	-	-	51,420			
42	Acquisition of Two (2) off-road vehicles to support surveillance, security and vehicle flow in the two (2) terminals	Ponce	2020	F	-	24,000	-	-	24,000	Narrative Justification Prepared by the Municipality	Toll Credit	
				S	-	-	-	-	-			
				T	-	24,000	-	-	24,000			
43	Rehabilitation ADA Ramps and Sidewalks around of the passenger shelters on the Trolley for the Municipality of Ponce	Ponce	2018	F	-	350,000	-	-	350,000	Narrative Justification Prepared by the Municipality	Toll Credit	Carryover funds FY 2018. Application 3049-2017-002
				S	-	-	-	-	-			
				T	-	350,000	-	-	350,000			
44	Study, Design, Engineering of Parking Lot for SITRAS (Phase 1 &2) or the Municipality of Ponce	Ponce	2020	F	-	150,000	386,053	-	536,053	Narrative Justification Prepared by the Municipality	Toll Credit	Reprogram of Design and NEPA of Maintenance Facility and Yard
				S	-	-	-	-	-			
				T	-	150,000	386,053	-	536,053			
45	Construction of Parking Lot for SITRAS (Phase 3) for the Municipality of Ponce	Ponce	2020	F	-	-	-	3,000,000	3,000,000	Narrative Justification Prepared by the Municipality	Toll Credit	Reprogram of Design and NEPA of Maintenance Facility and Yard
				S	-	-	-	-	-			
				T	-	-	-	3,000,000	3,000,000			
46	A/E of Eight (8) Bus Shelters in Compliance with ADA for the Municipality of Arroyo	PRHTA	2020	F	-	11,637	-	-	11,637	Narrative Justification Prepared by the Municipality	Toll Credit	
				S	-	-	-	-	-			
				T	-	11,637	-	-	11,637			
47	Construction of Eight (8) Bus Shelters in Compliance with ADA for the Municipality of Arroyo	PRHTA	2018	F	-	-	116,372	-	116,372	Narrative Justification Prepared by the Municipality	Toll Credit	Carryover FY 2018
				S	-	-	-	-	-			
				T	-	-	116,372	-	116,372			
48	Design and Engineering of Public Terminal of Parking Facilities to Improve the Transportation System and to Expand Service in Compliance with ADA for the Municipality of Arroyo	PRHTA	2020	F	-	150,000	-	-	150,000	Narrative Justification Prepared by the Municipality	Toll Credit	
				S	-	-	-	-	-			
				T	-	150,000	-	-	150,000			
49	Construction of Public Terminal of Parking Facilities to improve the Transportation System and to Expand Service in Compliance with ADA for the Municipality of Arroyo	PRHTA	2018	F	-	-	1,500,000	-	1,500,000	Narrative Justification Prepared by the Municipality	Toll Credit	Carryover FY2018
				S	-	-	-	-	-			
				T	-	-	1,500,000	-	1,500,000			
50	A/E Construction of Pedestrian Cycling Route for the Municipality of Arroyo	PRHTA	2018	F	-	-	100,000	-	100,000	Narrative Justification Prepared by the Municipality	Toll Credit	Carryover funds FY2018
				S	-	-	-	-	-			
				T	-	-	100,000	-	100,000			
51	Construction of Pedestrian Cycling Route for the Municipality of Arroyo	PRHTA	2018	F	-	-	-	840,000	840,000	Narrative Justification Prepared by the Municipality	Toll Credit	Carryover funds FY2017 and FY2018
				S	-	-	-	-	-			
				T	-	-	-	840,000	840,000			
52	Operating Assistance for Six (6) Drivers, One (1) Mechanic and One (1) Mechanic Assistant for the Municipality of Arroyo	PRHTA	2018	F	-	100,000	-	-	100,000	Narrative Justification Prepared by the Municipality	Toll Credit	Carryover FY2018
				S	-	-	-	-	-			
				T	-	100,000	-	-	100,000			

GOVERNMENT OF PUERTO RICO
 PUERTO RICO DEPARTMENT OF TRANSPORTATION AND PUBLIC WORKS
 PUERTO RICO HIGHWAY AND TRANSPORTATION AUTHORITY
 STATEWIDE TRANSPORTATION IMPROVEMENT PROGRAM
 FISCAL YEARS 2019 - 2022
 AMENDMENT #1
 ADMINISTRATIVE MODIFICATION #1

SECTION: 5307 URBANIZED AREA FORMULA PROGRAM - URBANIZED AREA UNDER 200,000 POPULATION (UZA)

Num.	Project Description and Localization	Grantee	Year Entered	Annual Element			Three Year Program			Total Est. Cost	Project Justification	Source of Local Funds	Remarks
				F	S	T	2019	2020	2021				
53	A/E of an Intermodal Railway Transportation System for the Municipality of Arroyo	PRHTA	2020	F	200,000	-	-	-	200,000	Narrative Justification Prepared by the Municipality	Toll Credit		
				S	-	-	-	-	-				
				T	-	200,000	-	-	200,000				
54	Construction of an Intermodal Railway Transportation System for the Municipality of Arroyo	PRHTA	2018	F	-	-	-	2,150,000	2,150,000	Narrative Justification Prepared by the Municipality	Toll Credit		
				S	-	-	-	-	-				
				T	-	-	-	2,150,000	2,150,000				
55	Paratransit and trolley operating costs for the Municipality of Ceiba	PRHTA	2015	F	125,278	-	-	-	125,278	Narrative Justification Prepared by the Municipality	Toll Credit	PR-2019-031	
				S	-	-	-	-	-				
				T	-	125,278	-	-	125,278				
56	Preventive maintenance cost for transit vehicles for the Municipality of Ceiba	PRHTA	2017	F	5,666	-	-	-	5,666	Narrative Justification Prepared by the Municipality	Toll Credit	PR-2019-031	
				S	-	-	-	-	-				
				T	-	5,666	-	-	5,666				
57	Preventive Maintenance for Two (2) Trolleys, One (1) Paratransit and Two (2) Mini-Bus Vehicle for the Municipality of Fajardo	PRHTA	2013	F	64,496	26,186	-	-	90,682	Narrative Justification Prepared by the Municipality	Toll Credit	Carryover funds FY18 and FY19	
				S	-	-	-	-	-				
				T	-	64,496	26,186	-	90,682				
58	Operational Assistance for Public Transit System for the Municipality of Fajardo	PRHTA	2013	F	529,120	268,536	-	-	797,656	Narrative Justification Prepared by the Municipality	Toll Credit	Carryover funds FY18	
				S	-	-	-	-	-				
				T	-	529,120	268,536	-	797,656				
59	Terminal Improvements for the Municipality of Florida	PRHTA	2019	F	14,320	-	-	-	14,320	Narrative Justification Prepared by the Municipality	Toll Credit	FY19 Application 5489-2019-9	
				S	-	-	-	-	-				
				T	-	14,320	-	-	14,320				
60	Construction Bus Shelters for the Municipality of Florida	PRHTA	2019	F	284,760	-	-	-	284,760	Narrative Justification Prepared by the Municipality	Toll Credit	FY19 Application 5489-2019-9	
				S	-	-	-	-	-				
				T	-	284,760	-	-	284,760				
61	Improvement to Sidewalks, Ramps and Pedestrian crossing in urban/rural areas in Compliance with ADA requirements for the Municipality of Guayanilla	PRHTA	2018	F	-	500,000	-	-	500,000	Narrative Justification Prepared by the Municipality	Toll Credit	Carryover funds FY2018. Conditioned to submittal of Transportation Study	
				S	-	-	-	-	-				
				T	-	-	500,000	-	500,000				
62	Operating Assistance for the Municipality of Guayanilla	PRHTA	2020	F	64,800	-	-	-	64,800	Narrative Justification Prepared by the Municipality	Toll Credit		
				S	-	-	-	-	-				
				T	-	64,800	-	-	64,800				
63	Construction of fifteen (15) Bus Shelters in Compliance with ADA requirements for the Municipality of Guayanilla	PRHTA	2018	F	-	200,000	-	-	200,000	Narrative Justification Prepared by the Municipality	Toll Credit	Carryover funds FY2018. Conditioned to submittal of Transportation Study.	
				S	-	-	-	-	-				
				T	-	-	200,000	-	200,000				
64	Design and Engineering Construction of Fifteen (15) Bus Shelters in Compliance with ADA requirements for the Municipality of Guayanilla	PRHTA	2018	F	55,000	-	-	-	55,000	Narrative Justification Prepared by the Municipality	Toll Credit	Carryover funds FY2018. Conditioned to submittal of Transportation Study	
				S	-	-	-	-	-				
				T	-	55,000	-	-	55,000				

GOVERNMENT OF PUERTO RICO
 PUERTO RICO DEPARTMENT OF TRANSPORTATION AND PUBLIC WORKS
 PUERTO RICO HIGHWAY AND TRANSPORTATION AUTHORITY
 STATEWIDE TRANSPORTATION IMPROVEMENT PROGRAM
 FISCAL YEARS 2019 - 2022
 AMENDMENT #1
 ADMINISTRATIVE MODIFICATION #1

SECTION: 5307 URBANIZED AREA FORMULA PROGRAM - URBANIZED AREA UNDER 200,000 POPULATION (UZA)

Num.	Project Description and Localization	Grantee	Year Entered	Annual Element		Three Year Program			Total	Project Justification	Source of Local Funds	Remarks
					2019	2020	2021	2022	Est. Cost			
65	Design and Engineering cost for the improvement to Sidewalks, Ramps and Pedestrian crossing in urban/rural areas in Compliance with ADA requirements for the Municipality of Guayanilla	PRHTA	2018	F		55,000			55,000	Narrative Justification Prepared by the Municipality	Toll Credit	Carryover funds FY2018. Conditioned to submittal of Transportation Study
				S	-				-			
				T	-	55,000			55,000			
66	Reconstruction of Sidewalks and Ramps along the Trolley Route of the Transportation System for the Municipality of Guayanilla	PRHTA	2020	F	-		600,000	-	600,000	Narrative Justification Prepared by the Municipality	Toll Credit	Conditioned to submittal of Transportation Study
				S	-	-	-	-	-			
				T	-		600,000	-	600,000			
67	Acquisition of three (3) 30 feet low rider buses-31 passengers for the replacement of One (1) trolley and Two (2) buses of the Transportation System for the Municipality of Guayanilla	PRHTA	2020	F	-		1,200,000	-	1,200,000	Narrative Justification Prepared by the Municipality	Toll Credit	Conditioned to submittal of Transportation Study
				S	-		-	-	-			
				T	-		1,200,000	-	1,200,000			
68	Acquisition of three (3) 32 feet Minibuses - 24 passengers for the expansion of the Transportation System for the Municipality of Guayanilla	PRHTA	2020	F	-		600,000	-	600,000	Narrative Justification Prepared by the Municipality	Toll Credit	Conditioned to submittal of Transportation Study
				S	-		-	-	-			
				T	-		600,000	-	600,000			
69	Rehabilitation of the Terminal & Administrative Office of the Municipality of Guayanilla Transportation System	PRHTA	2020	F	-		2,704,572	-	2,704,572	Narrative Justification Prepared by the Municipality	Toll Credit	Conditioned to submittal of Transportation Study
				S	-		-	-	-			
				T	-		2,704,572	-	2,704,572			
70	Design and Construction of Associated Transit Improvements-Improvements to sidewalks and streets along shelters and stops in Compliance with ADA requirements for the Municipality of Lajas	PRHTA	2018	F		252,500			252,500	Narrative Justification Prepared by the Municipality	Toll Credit	FY 2019 Application 5489-2019-9
				S					-			
				T	-	252,500		-	252,500			
71	Design and Construction of Eight(8) Bus Shelter and signage for Two (2) New Routes for the Municipality of Lajas	PRHTA	2018	F		240,000		-	240,000	Narrative Justification Prepared by the Municipality	Toll Credit	FY 2019 Application 5489-2019-9
				S		-		-	-			
				T	-	240,000		-	240,000			
72	Operating Assistance for Paratransit Service for the Municipality of Lajas	PRHTA	2018	F		60,600	-	-	60,600	Narrative Justification Prepared by the Municipality	Toll Credit	PR-2019-031
				S		-	-	-	-			
				T	-	60,600	-	-	60,600			
73	Design & Construction Bicycle Access to support Lajas Transportation System at La Parguera for the Municipality of Lajas	PRHTA	2019	F		594,049			594,049	Narrative Justification Prepared by the Municipality	Toll Credit	Application 5489-2019-9
				S								
				T	-	594,049			594,049			

GOVERNMENT OF PUERTO RICO
 PUERTO RICO DEPARTMENT OF TRANSPORTATION AND PUBLIC WORKS
 PUERTO RICO HIGHWAY AND TRANSPORTATION AUTHORITY
 STATEWIDE TRANSPORTATION IMPROVEMENT PROGRAM
 FISCAL YEARS 2019 - 2022
 AMENDMENT #1
 ADMINISTRATIVE MODIFICATION #1

SECTION: 5307 URBANIZED AREA FORMULA PROGRAM - URBANIZED AREA UNDER 200,000 POPULATION (UZA)

Num.	Project Description and Localization	Grantee	Year Entered	Annual Element		Three Year Program			Total	Project Justification	Source of Local Funds	Remarks
					2019	2020	2021	2022	Est. Cost			
74	Additional Funds for Design and Construction of eight (8) bus shelters and signage for two new routes (additional funds) Municipality of Lajas	PRHTA	2019	F		48,000			48,000	Narrative Justification Prepared by the Municipality	Toll Credit	Caryover Funds FY19
				S								
				T	-	48,000			48,000			
75	Additional funds for the Acquisition of Six (6) buses Municipality of Lajas	PRHTA	2019	F		84,000			84,000	Narrative Justification Prepared by the Municipality	Toll Credit	Caryover Funds FY19
				S								
				T	-	84,000			84,000			
76	Engineering & Design of existing Public Terminal of the Municipality of Lajas	PRHTA	2020	F	-	176,796			176,796	Narrative Justification Prepared by the Municipality	Toll Credit	
				S	-	-	-	-	-			
				T	-	176,796			176,796			
77	Remodeling existing Public Terminal of the Municipality of Lajas	PRHTA	2020	F	-		1,145,599		1,145,599	Narrative Justification Prepared by the Municipality	Toll Credit	
				S	-	-	-	-	-			
				T	-		1,145,599		1,145,599			
78	Design and Construction of associated transit improvements-Improvements to Sidewalks and Streets along Shelters and Stops in Compliance with ADA requirements for the Municipality of Luquillo	PRHTA	2018	F			225,000	-	225,000	Narrative Justification Prepared by the Municipality	Toll Credit	FY19: 5489-2019-9
				S			-	-	-			
				T	-		225,000		225,000			
79	Design and Construction of Four (4) Shelters and Signage for New Bus Route for the Municipality of Luquillo	PRHTA	2018	F			60,000	-	60,000	Narrative Justification Prepared by the Municipality	Toll Credit	FY19: 5489-2019-9
				S			-	-	-			
				T	-		60,000		60,000			
80	Design of Public Terminal for the Municipality of Luquillo	PRHTA	2020	F	-		1,057,916	-	1,057,916	Narrative Justification Prepared by the Municipality	Toll Credit	
				S	-	-	-	-	-			
				T	-		1,057,916		1,057,916			
81	Streets Sign and Stops Sign Identifying the Trolleys Stops for the Municipality of Naguabo	PRHTA	2015	F		150,000	-	-	150,000	Narrative Justification Prepared by the Municipality	Toll Credit	Carryover funds FY 2016
				S	-		-	-	-			
				T		150,000			150,000			
82	Engineering, Design and Environmental of the Maintenance Garage for the Municipality of Naguabo	PRHTA	2018	F		276,250			276,250	Narrative Justification Prepared by the Municipality	Toll Credit	FY19 Application 5489-2019-9
				S				-	-			
				T		276,250			276,250			
83	Improvement of Maintenance Garage for the Municipality of Naguabo	PRHTA	2018	F		250,000	252,500	255,025	757,525	Narrative Justification Prepared by the Municipality	Toll Credit	FY19 Application 5489-2019-9
				S					-			
				T	-	250,000	252,500	255,025	757,525			
84	Acquisition, Maintenance and Administration of Surveillance Camaras, Radio Communication System, GPS for the Municipality of Naguabo	PRHTA	2019	F		68,315			68,315	Narrative Justification Prepared by the Municipality	Toll Credit	FY19 Application 5489-2019-9
				S								
				T		68,315			68,315			
85	Preventive Maintenance for Transit Fee for the Municipality of Naguabo	PRHTA	2020	F		25,000			25,000	Narrative Justification Prepared by the Municipality	Toll Credit	
				S								
				T	-	25,000			25,000			

GOVERNMENT OF PUERTO RICO
 PUERTO RICO DEPARTMENT OF TRANSPORTATION AND PUBLIC WORKS
 PUERTO RICO HIGHWAY AND TRANSPORTATION AUTHORITY
 STATEWIDE TRANSPORTATION IMPROVEMENT PROGRAM
 FISCAL YEARS 2019 - 2022
 AMENDMENT #1
 ADMINISTRATIVE MODIFICATION #1

SECTION: 5307 URBANIZED AREA FORMULA PROGRAM - URBANIZED AREA UNDER 200,000 POPULATION (UZA)

Num.	Project Description and Localization	Grantee	Year Entered	Annual Element			Three Year Program			Total Est. Cost	Project Justification	Source of Local Funds	Remarks
					2019	2020	2021	2022					
86	Preventive Maintenance for Terminal for the Municipality of Naguabo	PRHTA	2019	F		100,000			100,000	Narrative Justification Prepared by the Municipality	Toll Credit	Application 5489-2019-9. Add funds FY 2020 \$30,000.	
				S									
				T	-	100,000			100,000				
87	Additional Funds Preventive Maintenance for Terminal for the Municipality of Naguabo	PRHTA	2020	F		30,000			30,000	Narrative Justification Prepared by the Municipality	Toll Credit		
				S									
				T		30,000			30,000				
88	Drug & Alcohol Test for the Municipality of Naguabo	PRHTA	2020	F	-	6,250	-	-	6,250	Narrative Justification Prepared by the Municipality	Toll Credit		
				S	-	-	-	-	-				
				T	-	6,250	-	-	6,250				
89	Operating Assistance for ADA Paratransit Service for the Municipality of Naguabo	PRHTA	2020	F	-	75,000	-	-	75,000	Narrative Justification Prepared by the Municipality	Toll Credit		
				S	-	-	-	-	-				
				T	-	75,000	-	-	75,000				
90	Operating Assistance for the Municipality of Peñuelas	PRHTA	2018	F		200,000			200,000	Narrative Justification Prepared by the Municipality	Toll Credit		
				S		-			-				
				T	-	200,000			200,000				
91	Preventive Maintenance, Overhaul & Vessel Repairs for Island Services	PRHTA/ATM	2020	F		9,000,000	4,500,000	-	13,500,000	Narrative Justification Prepared by the Municipality	Toll Credit	Lapsing Funds FY 2015	
				S	-	-	-	-	-				
				T		9,000,000	4,500,000	-	13,500,000				
92	Additional Funds for Maintenance, Overhaul & Vessel Repairs for Island Services	PRHTA/ATM	2020	F		1,000,000	-	-	1,000,000	Narrative Justification Prepared by the Municipality	Toll Credit		
				S	-	-	-	-	-				
				T		1,000,000	-	-	1,000,000				
93	Construction of the Ferry Boat Terminal at Roosevelt Road	PRHTA/ATM	2018	F		25,000,000			25,000,000	Narrative Justification Prepared by the Agency	Toll Credit	Carryover Funds FY2018 \$15,000,000	
				S		-			-				
				T		25,000,000			25,000,000				
94	Feasibility Study of Maritime Transit Oriented	PRHTA/ATM	2020	F	-	300,000	-	-	300,000	Narrative Justification Prepared by the Agency	Toll Credit		
				S	-	-	-	-	-				
				T	-	300,000	-	-	300,000				
95	Operating Assistance	PRHTA/ATM	2019	F		6,653,586	3,376,778	3,410,546	13,440,910	Narrative Justification Prepared by the Municipality	Toll Credit	Carryover Funds FY 2019 (\$3,310, 242)	
				S		-	-	-	-				
				T		6,653,586	3,376,778	3,410,546	13,440,910				
96	Construction of the New Terminal	Villalba	2014	F		1,209,289			1,209,289	Narrative Justification Prepared by the Municipality	Toll Credit		
				S		-			-				
				T		1,209,289			1,209,289				
97	Preventive Maintenance for the Vehicles of Transportation System	Villalba	2017	F		223,091			223,091	Narrative Justification Prepared by the Municipality	Toll Credit		
				S		-			-				
				T		223,091			223,091				
98	Operational Assistance for the Transportation System	Villalba	2017	F		272,091			272,091	Narrative Justification Prepared by the Municipality	Toll Credit		
				S		-			-				
				T		272,091			272,091				
99	Design and Construction of Pedestrian and Cycling Route of the Municipality of Villalba	Villalba	2018	F		1,100,000	-	-	1,100,000	Narrative Justification Prepared by the Municipality	Toll Credit	Carryover funds FY2018 Application 6416-2018-4	
				S		-			-				
				T		1,100,000	-	-	1,100,000				
100	Maintenance Facility for the Public Trolleys of the Municipality of Villalba	Villalba	2019	F		1,942,674			1,942,674	Narrative Justification Prepared by the Municipality	Toll Credit	Carryover Funds FY19 Application 6416-2018-3	
				S		-			-				
				T		1,942,674			1,942,674				

GOVERNMENT OF PUERTO RICO
 PUERTO RICO DEPARTMENT OF TRANSPORTATION AND PUBLIC WORKS
 PUERTO RICO HIGHWAY AND TRANSPORTATION AUTHORITY
 STATEWIDE TRANSPORTATION IMPROVEMENT PROGRAM
 FISCAL YEARS 2019 - 2022
 AMENDMENT #1
 ADMINISTRATIVE MODIFICATION #1

SECTION: 5307 URBANIZED AREA FORMULA PROGRAM - URBANIZED AREA UNDER 200,000 POPULATION (UZA)

Num.	Project Description and Localization	Grantee	Year Entered	Annual Element			Three Year Program			Total Est. Cost	Project Justification	Source of Local Funds	Remarks
					2019	2020	2021	2022					
101	Construction of Pedestrian and Cycling route for the Municipality of Villalba (Phase II)	Villalba	2019	F		570,000			570,000	Narrative Justification Prepared by the Municipality	Toll Credit	Carryover funds FY19 Application 6416-2018-2	
				S									
				T		570,000			570,000				
102	Acquisition of Eight (8) Bike Racks for the Municipality of Villalba	Villalba	2020	F	-	5,000	-	-	5,000	Narrative Justification Prepared by the Municipality	Toll Credit		
				S	-	-	-	-	-				
				T	-	5,000	-	-	5,000				
103	Operational Assistance for Public Transportation System	Yauco	2015	F		511,476			511,476	Narrative Justification Prepared by the Municipality	Toll Credit	Carryover Funds of the \$140,000 FY 2016	
				S		-			-				
				T		511,476		-	511,476				
104	Operational Assistance for ADA Paratransit Services	Yauco	2015	F		199,258			199,258	Narrative Justification Prepared by the Municipality	Toll Credit	Carryover funds FY2018	
				S		-			-				
				T		199,258		-	199,258				
105	Acquisition of four (4) 20 to 25 passenger bus for replacenment.	Yauco	2016	F		500,000			500,000	Narrative Justification Prepared by the Municipality	Toll Credit	Carryover funds FY2017	
				S		-			-				
				T		500,000		-	500,000				
106	Preventive maintenance for Public Transportation Vehicles	Yauco	2016	F		71,408			71,408	Narrative Justification Prepared by the Municipality	Toll Credit	Carryover funds FY2018	
				S		-			-				
				T		71,408		-	71,408				
107	Acquisition of a Tow Truck Support Vehicle for ADA vehicles and Public Transportation Vehicles	Yauco	2016	F		175,000			175,000	Narrative Justification Prepared by the Municipality	Toll Credit	Carryover Funds FY 2016	
				S		-			-				
				T		175,000		-	175,000				
108	Construction of Maintenance and Administrative Facility for the Municipality of Yauco	Yauco	2018	F		1,250,000			1,250,000	Narrative Justification Prepared by the Municipality	Toll Credit	Carryover Funds FY 2018	
				S		-			-				
				T		1,250,000		-	1,250,000				
109	Acquisition of Administrative Vehicle for the Municipality of Yauco	Yauco	2018	F		80,000			80,000	Narrative Justification Prepared by the Municipality	Toll Credit	Carryover Funds FY2018 \$40,000	
				S		-			-				
				T		80,000		-	80,000				
110	Acquisition of Computers, Software and Hardware for Public Transportation System	Yauco	2019	F		4,000			4,000	Narrative Justification Prepared by the Municipality	Toll Credit	Carryover Funds FY19 \$4,000	
				S		-			-				
				T		4,000			4,000				
111	Acquisition of 4X4 passenger vehicle for the Public Transportation System	Yauco	2019	F			60,000		60,000	Narrative Justification Prepared by the Municipality	Toll Credit	Carryover Funds FY19 \$60,000	
				S									
				T			60,000		60,000				
112	Acquisition of Fare Box System for Public Transportation Vehicles	Yauco	2019	F		10,000			10,000	Narrative Justification Prepared by the Municipality	Toll Credit	Carryover Funds FY19 \$10,000	
				S		-			-				
				T		10,000			10,000				
113	Preventive Maintenance for the Infrastructure of three Public Transportation Terminals	Yauco	2019	F			188,200		188,200	Narrative Justification Prepared by the Municipality	Toll Credit	Carryover Funds FY19 \$61,100	
				S									
				T			188,200		188,200				
114	Construction and Repair of Streets, Sidewalks and Ada Ramps Along the Trolley Routes	Yauco	2019	F		196,560			196,560	Narrative Justification Prepared by the Municipality	Toll Credit	Carryover Funds FY19 \$196,560	
				S		-			-				
				T		196,560			196,560				
115	Acquisition of Tools and Equipment for the Mechanic Shop of the Public Transportation	Yauco	2019	F		9,000			9,000	Narrative Justification Prepared by the Municipality	Toll Credit	Carryover Funds FY19 \$9,000	
				S		-			-				
				T		9,000			9,000				

GOVERNMENT OF PUERTO RICO
 PUERTO RICO DEPARTMENT OF TRANSPORTATION AND PUBLIC WORKS
 PUERTO RICO HIGHWAY AND TRANSPORTATION AUTHORITY
 STATEWIDE TRANSPORTATION IMPROVEMENT PROGRAM
 FISCAL YEARS 2019 - 2022
 AMENDMENT #1
 ADMINISTRATIVE MODIFICATION #1

SECTION: 5307 URBANIZED AREA FORMULA PROGRAM - URBANIZED AREA UNDER 200,000 POPULATION (UZA)

Num.	Project Description and Localization	Grantee	Year Entered	Annual Element			Three Year Program			Total Est. Cost	Project Justification	Source of Local Funds	Remarks
					2019	2020	2021	2022					
116	Acquisition of Security Surveillance Cameras, GPS, Software and Hardware for the vehicles and accessories to support Security for Public Transportation Program	Yauco	2019	F		35,000			35,000	Narrative Justification Prepared by the Municipality	Toll Credit	Carryover Funds FY19 \$35,000	
				S									
				T		35,000			35,000				
117	Drug and Alcohol Testing for Employees of Public Transportatin System	Yauco	2019	F		12,900			12,900	Narrative Justification Prepared by the Municipality	Toll Credit	Carryover Funds FY 19 \$5,000 Add &7,900 FY20	
				S									
				T		12,900			12,900				
118	In-Service and other Educational Services for the Public Transportation Personnel	Yauco	2019	F		3,500			3,500	Narrative Justification Prepared by the Municipality	Toll Credit	Carryover Funds FY 19 \$3,500	
				S									
				T		3,500			3,500				
119	Preventive Maintenance for Public Transportation System	Yauco	2019	F		120,000			120,000	Narrative Justification Prepared by the Municipality	Toll Credit		
				S									
				T		120,000			120,000				
120	Insurance, Permits and Liability Expenses for Public Transportation System	Yauco	2019	F		10,000			10,000	Narrative Justification Prepared by the Municipality	Toll Credit	Carryover funds FY19 \$10,000	
				S									
				T		10,000			10,000				
121	Improvement Enhancements for Transportation System Terminals (Bench, Garbage Cans etc.)	Yauco	2019	F		30,000			30,000	Narrative Justification Prepared by the Municipality	Toll Credit	Carryover Funds FY19 \$30,000	
				S									
				T		30,000			30,000				
122	Operational Assistance for the Municipality of Yauco	Yauco	2020	F	-	807,668	-	-	807,668	Narrative Justification Prepared by the Municipality	Toll Credit	Carryover funds FY18: Application 6675-2019-2 Add funds: FY20 \$614,270	
				S	-	-	-	-					
				T	-	807,668	-	-	807,668				
123	Operational Assistance for ADA Paratransit Service for the Municipality of Yauco	Yauco	2020	F	-	170,841	-	-	170,841	Narrative Justification Prepared by the Municipality	Toll Credit		
				S	-	-	-	-					
				T	-	170,841	-	-	170,841				
124	Security Service for Terminals and Park Storage Lot for the Municipality of Yauco	Yauco	2020	F	-	-	64,713	-	64,713	Narrative Justification Prepared by the Municipality	Toll Credit		
				S	-	-	-	-					
				T	-	-	64,713	-	64,713				
125	Maintenance and Repair of Bus Shelters for the Municipality of Yauco	Yauco	2020	F	-	-	50,000	-	50,000	Narrative Justification Prepared by the Municipality	Toll Credit		
				S	-	-	-	-					
				T	-	-	50,000	-	50,000				
126	Replacement of Ten (10) Buses for the Municipality of Yauco	Yauco	2020	F	-	-	857,580	-	857,580	Narrative Justification Prepared by the Municipality	Toll Credit		
				S	-	-	-	-					
				T	-	-	857,580	-	857,580				
127	Acquisition of Support Vehicle for Preventive Maintenance for the Municipality of Yauco	Yauco	2020	F	-	-	50,000	-	50,000	Narrative Justification Prepared by the Municipality	Toll Credit		
				S	-	-	-	-					
				T	-	-	50,000	-	50,000				
Total Federal Funds:				F		73,991,708	28,312,722	17,453,508	119,757,938				
				S		-	-	-	-				
				T		73,991,708	28,312,722	17,453,508	119,757,938				



Government of Puerto Rico

Puerto Rico Department of Transportation and Public Works
Puerto Rico Highway and Transportation Authority

Statewide Transportation Improvement Program (STIP)

FEDERAL TRANSIT ADMINISTRATION (FTA)

Urbanized Area Under 200,000 in Population (UZA)

Section 5310

GOVERNMENT OF PUERTO RICO
 PUERTO RICO DEPARTMENT OF TRANSPORTATION AND PUBLIC WORKS
 PUERTO RICO HIGHWAY AND TRANSPORTATION AUTHORITY
 STATEWIDE TRANSPORTATION IMPROVEMENT PROGRAM
 FISCAL YEARS 2019 - 2022
 AMENDMENT #1
 ADMINISTRATIVE MODIFICATION #1

Section 5310: Enhanced Mobility of Seniors and Persons with Disabilities, Urbanized Area Under 200,000 in Population Formula Program (UZA)

Num.	Project Description and Localization	Grantee	Year Entered	Annual Element				Total Est. Cost	Project Justification	Source of Local Funds	Remarks
				2019	2020	2021	2022				
1	Acquisition of one mini bus of 16 passengers for 5310 for the Arecibo Egida Padre José D Boyd/ Combined Building & Housing Consultants, Inc	PRHTA	2020	F	89,000	-	-	89,000	Narrative Justification submitted by Municipality	Toll Credits	Lapsing Funds FY 2018
				S	-	-	-	-			
				T	89,000	-	-	89,000			
2	Operating Assistance for 5310 for the Arecibo Egida Padre José D Boyd/ Combined Building & Housing Consultants, Inc	PRHTA	2020	F	15,875	-	-	15,875	Narrative Justification submitted by Municipality	Toll Credits	
				S	-	-	-	-			
				T	15,875	-	-	15,875			
3	Preventive Maintenance for 5310 Transit Fleet for the Municipality of Arroyo	PRHTA	2020	F	31,403	-	-	31,403	Narrative Justification submitted by Municipality	Toll Credits	Lapsing Funds FY 2018
				S	-	-	-	-			
				T	31,403	-	-	31,403			
4	Operating Assistance for 5310 Transit Fleet for the Municipality of Arroyo	PRHTA	2020	F	75,724	-	-	75,724	Narrative Justification submitted by Municipality	Toll Credits	
				S	-	-	-	-			
				T	75,724	-	-	75,724			
5	Preventive Maintenance for 5310 Transit Fleet for the Municipality of Cabo Rojo	PRHTA	2019	F	20,000	20,000	20,000	60,000	Narrative Justification submitted by Municipality	Toll Credits	Lapsing Funds FY 2018
				S	-	-	-	-			
				T	20,000	20,000	20,000	60,000			
6	Operating Assistance for 5310 Transit Fleet for the Municipality of Cabo Rojo	PRHTA	2019	F	88,000	88,000	88,000	264,000	Narrative Justification submitted by Municipality	Toll Credits	
				S	-	-	-	-			
				T	88,000	88,000	88,000	264,000			
7	Acquisition GPS for 5310 Transit Fleet for the Municipality of Cabo Rojo	PRHTA	2020	F	3,000	-	-	3,000	Narrative Justification submitted by Municipality	Toll Credits	
				S	-	-	-	-			
				T	3,000	-	-	3,000			
8	Operating Assistance for 5310 for Transit fleet for the Municipality of Ceiba	PRHTA	2020	F	125,000	-	-	125,000	Narrative Justification submitted by Municipality	Toll Credits	
				S	-	-	-	-			
				T	125,000	-	-	125,000			
9	Acquisition of One (1) mini bus of 16 passengers for 5310 for the Brisas de Ceiba, Corp (Edif, Pastor Felix Rios)/ Combined Building & Housing Consultants, Inc	PRHTA	2020	F	89,000	-	-	89,000	Narrative Justification submitted by Municipality	Toll Credits	
				S	-	-	-	-			
				T	89,000	-	-	89,000			
10	Operating Assistance for 5310 for the Brisas de Ceiba, Corp (Edif, Pastor Felix Rios)/ Combined Building & Housing Consultants, Inc	PRHTA	2020	F	16,395	-	-	16,395	Narrative Justification submitted by Municipality	Toll Credits	
				S	-	-	-	-			
				T	16,395	-	-	16,395			
11	Acquisition of Two (2) Buses (15 passenger) in compliance with ADA requirements for the Municipality of Florida	PRHTA	2020	F	190,000	-	-	190,000	Narrative Justification submitted by Municipality	Toll Credits	Lapsing Funds FY 2018
				S	-	-	-	-			
				T	190,000	-	-	190,000			
12	Preventive Maintenance for 5310 Transit Fleet for the Municipality of Florida	PRHTA	2020	F	7,000	-	-	7,000	Narrative Justification submitted by Municipality	Toll Credits	Lapsing Funds FY 2018
				S	-	-	-	-			
				T	7,000	-	-	7,000			
13	Operating Assistance for 5310 for the Municipality of Florida	PRHTA	2020	F	48,620	-	-	48,620	Narrative Justification submitted by Municipality	Toll Credits	
				S	-	-	-	-			
				T	48,620	-	-	48,620			

GOVERNMENT OF PUERTO RICO
 PUERTO RICO DEPARTMENT OF TRANSPORTATION AND PUBLIC WORKS
 PUERTO RICO HIGHWAY AND TRANSPORTATION AUTHORITY
 STATEWIDE TRANSPORTATION IMPROVEMENT PROGRAM
 FISCAL YEARS 2019 - 2022
 AMENDMENT #1
 ADMINISTRATIVE MODIFICATION #1

Section 5310: Enhanced Mobility of Seniors and Persons with Disabilities, Urbanized Area Under 200,000 in Population Formula Program (UZA)

Num.	Project Description and Localization	Grantee	Year Entered	Annual Element				Total Est. Cost	Project Justification	Source of Local Funds	Remarks
				2019	2020	2021	2022				
14	Preventive Maintenance for 5310 Transit Fleet for the Municipality of Guayanilla	PRHTA	2020	F	26,941	-	-	26,941	Narrative Justification submitted by Entity	Toll Credits	Lapsing Funds FY 2018
				S	-	-	-	-			
				T	26,941	-	-	26,941			
15	Operating Assistance for 5310 Transit Fleet for the Municipality of Guayanilla	PRHTA	2020	F	135,780	-	-	135,780	Narrative Justification submitted by Entity	Toll Credits	
				S	-	-	-	-			
				T	135,780	-	-	135,780			
16	Acquisition of one (1) mini bus of 16 passengers for 5310 for the Juana Diaz Housing/ Combined Building & Housing Consultants, Inc Consultants, Inc.	PRHTA	2020	F	89,000	-	-	89,000	Narrative Justification submitted by Municipality	Toll Credits	Lapsing Funds FY 2018
				S	-	-	-	-			
				T	89,000	-	-	89,000			
17	Operating Assistance for 5310 for the Juana Diaz Housing/ Combined Building & Housing Consultants, Inc	PRHTA	2020	F	15,095	-	-	15,095	Narrative Justification submitted by Municipality	Toll Credits	
				S	-	-	-	-			
				T	15,095	-	-	15,095			
18	Acquisition of six (6) Buses (4 Paratransit Vans and 2 Mini Buses) in compliance with ADA requirements for the Municipality of Ponce	PRHTA	2020	F	526,000	-	-	526,000	Narrative Justification submitted by Entity	Toll Credits	
				S	-	-	-	-			
				T	526,000	-	-	526,000			
19	Operating Assistance for 5310 Transit Fleet for the Municipality of Ponce	PRHTA	2020	F	128,275	-	-	128,275	Narrative Justification submitted by Entity	Toll Credits	
				S	-	-	-	-			
				T	128,275	-	-	128,275			
20	Construction and rehabilitation of Twenty (20) sidewalks and ramps in compliance with ADA requirements for the Municipality of Ponce	PRHTA	2020	F	15,800	-	-	15,800	Narrative Justification submitted by Entity	Toll Credits	
				S	-	-	-	-			
				T	15,800	-	-	15,800			
21	Acquisition of GPS System and monthly system payment for the Municipality of Ponce	PRHTA	2020	F	1,760	-	-	1,760	Narrative Justification submitted by Entity	Toll Credits	
				S	-	-	-	-			
				T	1,760	-	-	1,760			
22	Acquisition of sixteen (16) radios for the buses for the Municipality of Ponce	PRHTA	2020	F	4,000	-	-	4,000	Narrative Justification submitted by Entity	Toll Credits	
				S	-	-	-	-			
				T	4,000	-	-	4,000			
23	Operating Assistance for 5310 for the Égida Primera Iglesia Bautista de Ponce (Petra Soto Pascual)/ Combined Building & Housing Consultants, Inc.	PRHTA	2020	F	14,575	-	-	14,575	Narrative Justification submitted by Municipality	Toll Credits	
				S	-	-	-	-			
				T	14,575	-	-	14,575			

GOVERNMENT OF PUERTO RICO
 PUERTO RICO DEPARTMENT OF TRANSPORTATION AND PUBLIC WORKS
 PUERTO RICO HIGHWAY AND TRANSPORTATION AUTHORITY
 STATEWIDE TRANSPORTATION IMPROVEMENT PROGRAM
 FISCAL YEARS 2019 - 2022
 AMENDMENT #1
 ADMINISTRATIVE MODIFICATION #1

Section 5310: Enhanced Mobility of Seniors and Persons with Disabilities, Urbanized Area Under 200,000 in Population Formula Program (UZA)

Num.	Project Description and Localization	Grantee	Year Entered	Annual Element	Three Year Program				Total	Project Justification	Source of Local Funds	Remarks
				2019	2020	2021	2022	Est. Cost				
24	Acquisition of One(1) mini bus of 16 passengers for 5310 for the Egida Primera Iglesia Bautista de Ponce (Petra Soto Pascual)/ Combined Building & Housing Consultants, Inc.	PRHTA	2020	F	-	89,000	-	-	89,000	Narrative Justification submitted by Municipality	Toll Credits	
				S	-	-	-	-				
				T	-	89,000	-	-	89,000			
25	Acquisition of one(1) mini bus of 16 passengers for 5310 for the Ponce Elderly Home Corp.(Hogar Josefina Vasallo)/ Combined Building & Housing Consultants, Inc	PRHTA	2020	F	-	89,000	-	-	89,000	Narrative Justification submitted by Municipality	Toll Credits	
				S	-	-	-	-				
				T	-	89,000	-	-	89,000			
26	Acquisition of one (1) mini bus of 16 passengers for 5310 for the Alturas de Quebradillas/Combined Building & Housing Consultants, Inc	PRHTA	2020	F	-	89,000	-	-	89,000	Narrative Justification submitted by Municipality	Toll Credits	
				S	-	-	-	-				
				T	-	89,000	-	-	89,000			
27	Operating Assistance for 5310 for the Alturas de Quebradillas/Combined Building & Housing Consultants, Inc	PRHTA	2020	F	-	16,915	-	-	16,915	Narrative Justification submitted by Municipality	Toll Credits	
				S	-	-	-	-				
				T	-	16,915	-	-	16,915			
28	Acquisition of one (1) mini bus of 16 passengers for 5310 for the Villalba Housing for the Elderly, Inc./Combined Building & Housing Consultants, Inc	PRHTA	2020	F	-	89,000	-	-	89,000	Narrative Justification submitted by Municipality	Toll Credits	
				S	-	-	-	-				
				T	-	89,000	-	-	89,000			
29	Operating Assistance for 5310 for the Villalba Housing for the Elderly, Inc./Combined Building & Housing Consultants, Inc	PRHTA	2020	F	-	14,835	-	-	14,835	Narrative Justification submitted by Municipality	Toll Credits	
				S	-	-	-	-				
				T	-	14,835	-	-	14,835			
Total Federal Funds:				F	-	2,143,993	108,000	108,000	2,359,993			
Total State or Local Funds:				S	-	-	-	-	-			
Total				T	-	2,143,993	108,000	108,000	2,359,993			



Government of Puerto Rico

Puerto Rico Department of Transportation and Public Works
Puerto Rico Highway and Transportation Authority

Statewide Transportation Improvement Program (STIP)

FEDERAL TRANSIT ADMINISTRATION (FTA)

Urbanized Area Under 200,000 in Population (UZA)

Section 5337

GOVERNMENT OF PUERTO RICO
 PUERTO RICO DEPARTMENT OF TRANSPORTATION AND PUBLIC WORKS
 PUERTO RICO HIGHWAY AND TRANSPORTATION AUTHORITY
 STATEWIDE TRANSPORTATION IMPROVEMENT PROGRAM
 FISCAL YEARS 2019 - 2022
 AMENDMENT #1
 ADMINISTRATIVE MODIFICATION #1

SECTION 5337: HIGH INTENSITY FIXED GUIDEWAY STATE OF GOOD REPAIR, Urbanized Area Under 200,000 in Population Formula Program (UZA)

Num.	Description	Grantee	Year Apportioned	Annual Element	Three Years Program				Total	Project Justification	Source of Local Funds	Remarks
					2019	2020	2021	2022	Est. Cost			
1	Acquisition of New Vessel for passengers in the Island Service.	PRHTA/ATM	2020	F	-		8,000,000	-	8,000,000	Narrative Justification Prepared by the Agency	Toll Credits	
				S	-	-	-	-	-			
				T	-	-	8,000,000	-	8,000,000			
2	Preventive Maintenance, Overhaul & Vessel Repairs for Island Services	PRHTA/ATM	2020	F	-	4,500,000		-	4,500,000	Narrative Justification Prepared by the Agency	Toll Credits	Combination of funds with Section 5307 UZA (\$9,000,000).
				S	-	-	-	-	-			
				T	-	4,500,000		-	4,500,000			
Total Federal Funds:					-	4,500,000	8,000,000	-	12,500,000			
Total State or Local Funds:					-	-	-	-	-			
Total					-	4,500,000	8,000,000	-	12,500,000			



Government of Puerto Rico

Puerto Rico Department of Transportation and Public Works
Puerto Rico Highway and Transportation Authority

Statewide Transportation Improvement Program (STIP)

FEDERAL TRANSIT ADMINISTRATION (FTA)

Urbanized Area Under 200,000 in Population (UZA)

Section 5339

GOVERNMENT OF PUERTO RICO
 PUERTO RICO DEPARTMENT OF TRANSPORTATION AND PUBLIC WORKS
 PUERTO RICO HIGHWAY AND TRANSPORTATION AUTHORITY
 STATEWIDE TRANSPORTATION IMPROVEMENT PROGRAM
 FISCAL YEARS 2019- 2022
 AMENDMENT #1
 ADMINISTRATIVE MODIFICATION #1

SECTION 5339: BUS AND BUS FACILITIES FORMULA PROGRAM - URBANIZED AREA UNDER 200,000 POPULATION (UZA)

Num.	Description	Grantee	Year	Annual Element	Three Year Program				Total Est. Cost	Project Justification	Source of Local Funds	Remarks
					Entered	2019	2020	2021				
1	Acquisition of Special Equipment Tools for the Maintenance of Vehicles for the Municipality of Camuy	Camuy	2018	F		13,200	-		13,200	Narrative Justification Submitted	Toll Credits	Application 5487-2018-01
				S		-	-	-	-			
				T	-	13,200	-	-	13,200			
2	Communications, Security and Tracking Devices (GPS) for the Municipality of Camuy	Camuy	2018	F		60,175	-		60,175	Narrative Justification Submitted	Toll Credits	Application 5487-2018-01
				S		-	-	-	-			
				T	-	60,175	-	-	60,175			
3	Communication Systems and GPS for Municipality of Hatillo	Hatillo	2019	F		30,000			30,000	Narrative Justification Prepared by the Municipality	Toll Credits	Carryover FY2019 \$30,000
				S								
				T		30,000			30,000			
4	Acquisition of Sixteen (16) automatic passenger counters for Mayagüez Transit System	Mayagüez	2020	F	-	410,000	-	-	410,000	Narrative Justification Prepared by the Municipality	Toll Credits	
				S	-	-	-	-	-			
				T	-	410,000	-	-	410,000			
5	Twenty (20) Bus Shelters for Mayagüez Transit System	Mayagüez	2020	F	-	155,060	-	-	155,060	Narrative Justification Prepared by the Municipality	Toll Credits	
				S	-	-	-	-	-			
				T	-	155,060	-	-	155,060			
6	Design and webmaster for the transportation system webpage of the Municipality of Mayagüez	Mayagüez	2020	F	-	5,000	5,000	5,000	15,000	Narrative Justification Prepared by the Municipality	Toll Credits	
				S	-	-	-	-	-			
				T	-	5,000	5,000	5,000	15,000			
7	Communication Equipment Municipality of Florida	PRHTA	2019	F		339,037			339,037	Narrative Justification Submitted	Toll Credits	
				S								
				T		339,037			339,037			
8	Acquisition of property for the construction of the terminal of vehicles for the Municipality of Guanica	PRHTA	2019	F		750,000			750,000	Narrative Justification Submitted	Toll Credits	Application 5489-2019-08
				S								
				T		750,000			750,000			
9	Construction of the Terminal for the Municipality of Guanica	PRHTA	2019	F			2,091,600		2,091,600	Narrative Justification Submitted	Toll Credits	Application 5489-2019-08. Additional Funds FY21: \$1,838,280
				S								
				T			2,091,600		253,320			
10	Bus stops and signs for the Municipality of Guanica	PRHTA	2019	F			169,350		169,350	Narrative Justification Submitted	Toll Credits	Application 5489-2019-08
				S								
				T			169,350		169,350			

GOVERNMENT OF PUERTO RICO
 PUERTO RICO DEPARTMENT OF TRANSPORTATION AND PUBLIC WORKS
 PUERTO RICO HIGHWAY AND TRANSPORTATION AUTHORITY
 STATEWIDE TRANSPORTATION IMPROVEMENT PROGRAM
 FISCAL YEARS 2019- 2022
 AMENDMENT #1
 ADMINISTRATIVE MODIFICATION #1

SECTION 5339: BUS AND BUS FACILITIES FORMULA PROGRAM - URBANIZED AREA UNDER 200,000 POPULATION (UZA)

Num.	Description	Grantee	Year	Annual Element	Three Year Program				Total Est. Cost	Project Justification	Source of Local Funds	Remarks
					Entered	2019	2020	2021				
11	Acquisition and Installation of Signage and Electronic Programming System along the Trolley Route Streets & Stops for users information and orientation for the Municipality of Guayanilla Transportation System	PRHTA	2020	F	-		700,000	-	700,000	Narrative Justification Prepared by the Municipality	Toll Credits	Conditioned to submittal of Transportation Study.
				S	-	-	-	-				
				T	-		700,000	-	700,000			
12	Acquisition of six (6) Transit High Roof 148" wheelbase HD 350 VAN for Transportation Hub and Transport Services -Inter American University of Puerto Rico, San German Campus	PRHTA	2020	F		481,014			481,014	Narrative Justification Prepared by the Municipality	Toll Credits	
				S					-			
				T		481,014			481,014			
13	Bus Depot Support Vehicle with Vehicle Signage- Inter American University of Puerto Rico, San German Campus.	PRHTA	2020	F		38,050			38,050	Narrative Justification Prepared by the Municipality	Toll Credits	
				S					-			
				T		38,050			38,050			
14	Storage Facilities and related Infrastructure - Inter American University of Puerto Rico, San German Campus	PRHTA	2020	F		405,000			405,000	Narrative Justification Prepared by the Municipality	Toll Credits	
				S					-			
				T		405,000			405,000			
15	Bus Depot Equipment, Machinery and Service Tools- Inter American University of Puerto Rico, San German	PRHTA	2020	F		15,280			15,280	Narrative Justification Prepared by the Municipality	Toll Credits	
				S					-			
				T		15,280			15,280			
16	Remodeling of existing twenty one (21) bus stop and construction of ten (10) planned Fixed-Route bus stops within campus and to San German Transit route- Inter American University of Puerto Rico, San German	PRHTA	2020	F		176,290			176,290	Narrative Justification Prepared by the Municipality	Toll Credits	
				S					-			
				T		176,290			176,290			
17	Acquire require technology such as, computers, printers, radios, GPS and WiFi, and bus signage- Inter American University of Puerto Rico, San German	PRHTA	2020	F		24,540			24,540	Narrative Justification Prepared by the Municipality	Toll Credits	
				S					-			
				T		24,540			24,540			

GOVERNMENT OF PUERTO RICO
 PUERTO RICO DEPARTMENT OF TRANSPORTATION AND PUBLIC WORKS
 PUERTO RICO HIGHWAY AND TRANSPORTATION AUTHORITY
 STATEWIDE TRANSPORTATION IMPROVEMENT PROGRAM
 FISCAL YEARS 2019- 2022
 AMENDMENT #1
 ADMINISTRATIVE MODIFICATION #1

SECTION 5339: BUS AND BUS FACILITIES FORMULA PROGRAM - URBANIZED AREA UNDER 200,000 POPULATION (UZA)

Num.	Description	Grantee	Year	Annual Element	Three Year Program				Total Est. Cost	Project Justification	Source of Local Funds	Remarks
					Entered	2019	2020	2021				
18	Initial Bus Depot Inventories- Inter American University, San German.	PRHTA	2020	F		4,025			4,025	Narrative Justification Prepared by the Municipality	Toll Credits	
				S					-			
				T		4,025			4,025			
19	Acquisition of eight (8) Transit Vehicles for Expansion of the Transit Vehicle Fleet at the University of Puerto Rico at Mayagüez	PRHTA	2020	F		675,416			675,416	Narrative Justification Prepared by the Municipality	Toll Credits	
				S					-			
				T		675,416			675,416			
20	Equipment for a Bus Arrival Information System for the Transit Services at the University of Puerto Rico at Mayagüez	PRHTA	2020	F		3,315			3,315	Narrative Justification Prepared by the Municipality	Toll Credits	
				S					-			
				T		3,315			3,315			
21	Purchase of New Equipment for the Vehicle Maintenance Shop the University of Puerto Rico at Mayagüez	PRHTA	2020	F		55,776			55,776	Narrative Justification Prepared by the Municipality	Toll Credits	
				S					-			
				T		55,776			55,776			
22	Additional Funds for the Acquisition of Surveillance Cameras SITRAS buses of the Municipality of Ponce	Ponce	2020	F	-	8,000	-	-	8,000	Narrative Justification Submitted	Toll Credits	Grant PR-2018-00; Add funds FY20 \$8,000
				S	-	-	-	-	-			
				T	-	8,000	-	-	8,000			
23	Additional Funds for the Acquisition of Six (6) Paratransit Vans for the Municipality of Ponce	Ponce	2020	F	-	7,000	-	-	7,000	Narrative Justification Submitted	Toll Credits	Grant PR-2018-00; Add funds FY20 \$7,000
				S	-	-	-	-	-			
				T	-	7,000	-	-	7,000			
24	Acquisition of three (3) 30-foot buses and additional funds for One (1) Trolley for the Municipality of Ponce	Ponce	2020	F	-	523,944	-	-	523,944	Narrative Justification Submitted	Toll Credits	
				S	-	-	-	-	-			
				T	-	523,944	-	-	523,944			
25	Acquisition of Ten (10) radio communication systems for the Municipality of Villalba	Villalba	2020	F	-	25,000	-	-	25,000	Narrative Justification Prepared by the Municipality	Toll Credits	
				S	-	-	-	-	-			
				T	-	25,000	-	-	25,000			
26	Automatic Passenger Counter for Eight (8) Buses for the Municipality of Villalba	Villalba	2020	F	-	10,000	-	-	10,000	Narrative Justification Prepared by the Municipality	Toll Credits	
				S	-	-	-	-	-			
				T	-	10,000	-	-	10,000			
27	Security System for the Municipality of Villalba	Villalba	2020	F	-	15,000	-	-	15,000	Narrative Justification Prepared by the Municipality	Toll Credits	
				S	-	-	-	-	-			
				T	-	15,000	-	-	15,000			

GOVERNMENT OF PUERTO RICO
 PUERTO RICO DEPARTMENT OF TRANSPORTATION AND PUBLIC WORKS
 PUERTO RICO HIGHWAY AND TRANSPORTATION AUTHORITY
 STATEWIDE TRANSPORTATION IMPROVEMENT PROGRAM
 FISCAL YEARS 2019- 2022
 AMENDMENT #1
 ADMINISTRATIVE MODIFICATION #1

SECTION 5339: BUS AND BUS FACILITIES FORMULA PROGRAM - URBANIZED AREA UNDER 200,000 POPULATION (UZA)

Num.	Description	Grantee	Year Entered	Annual Element	Three Year Program				Total Est. Cost	Project Justification	Source of Local Funds	Remarks
					2019	2020	2021	2022				
28	Acquisition of Shop Equipment for Collective Transportation Terminal of the Municipality of Villalba	Villalba	2020	F	-	60,000	-	-	60,000	Narrative Justification Submitted	Toll Credits	
				S	-	-	-	-	-			
				T	-	60,000	-	-	60,000			
29	Acquisition of Office Equipment for Collective Transportation Terminal of the Municipality of Villalba	Villalba	2020	F	-	20,000	-	-	20,000	Narrative Justification Submitted	Toll Credits	
				S	-	-	-	-	-			
				T	-	20,000	-	-	20,000			
Total Federal Funds:					-	4,310,122	2,965,950	5,000	7,281,072			
Total State or Local Funds:					-	-	-	-	-			
Total					-	4,310,122	2,965,950	5,000	7,281,072			



Government of Puerto Rico

Puerto Rico Department of Transportation and Public Works
Puerto Rico Highway and Transportation Authority

Statewide Transportation Improvement Program (STIP)

FEDERAL TRANSIT ADMINISTRATION (FTA)

Urbanized Area Under 200,000 in Population (UZA)

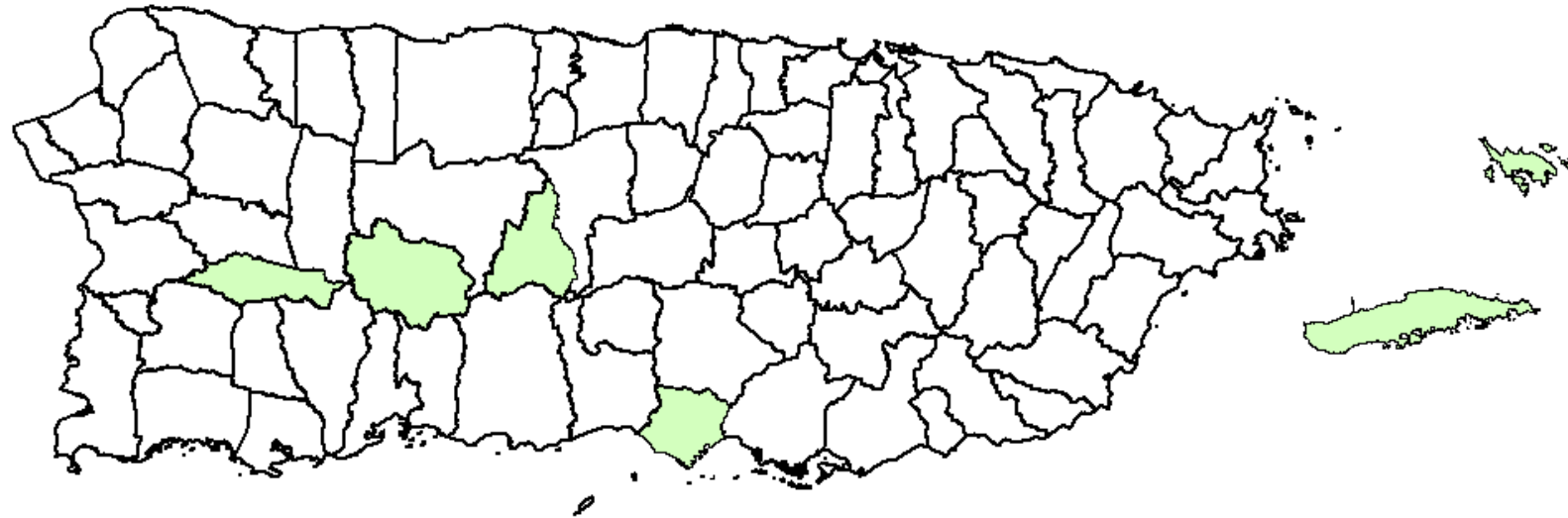
Section 5339- Reprogrammed Funds

GOVERNMENT OF PUERTO RICO
 PUERTO RICO DEPARTMENT OF TRANSPORTATION AND PUBLIC WORKS
 PUERTO RICO HIGHWAY AND TRANSPORTATION AUTHORITY
 STATEWIDE TRANSPORTATION IMPROVEMENT PROGRAM
 FISCAL YEARS 2019 - 2022
 AMENDMENT #1
 ADMINISTRATIVE MODIFICATION #1

SECTION 5339: REPROGRAMMING FUNDS, URBANIZED AREA UNDER 200,000 POPULATION AREA (UZA)

Num.	Description	Grantee	Year AppORTioned	Annual Element				Total	Project Justification	Source of Local Funds	Remarks
				2019	2020	2021	2022	Est. Cost			
1	Acquisition of Six (6) Vehicles with Twelve (12) Passengers Capacity to Expand Service in Compliance with ADA Requirements for the Municipality of Arroyo	PRHTA	2018	F	526,500			526,500	Narrative Justification Prepared by the Municipality	Toll Credits	Project will be using Grants FY16 PR-2016-009
				S	-			-			
				T	-	526,500	-				
2	Acquisition of computer software and hardware for the Municipality of Ceiba	PRHTA	2019	F	3,283			3,283	Narrative Justification Prepared by the Municipality	Toll Credits	Project will be using Grants FY16 PR-2016-010
				S				-			
				T		3,283					
3	NEPA, Design and Engineering for the construction of the terminal of the vehicles for the Municipality of Guanica	PRHTA	2019	F	66,000			66,000	Narrative Justification Prepared by the Municipality	Toll Credits	Project will be using Grants FY16 PR-2016-009
				S							
				T	-	66,000					
4	Acquisition of Six (6) Paratransits and Ten (10) Passenger Van to Expand service in Compliance with ADA requirements for the Municipality of Guayanilla	PRHTA	2018	F	526,500			526,500	Narrative Justification Prepared by the Municipality	Toll Credits	Project will be using Grants FY16 PR-2016-009
				S	-			-			
				T	-	526,500					
Total Federal Funds:					-	1,122,283	-	-		1,122,283	
Total State or Local Funds:					-	-	-	-		-	
Total					-	1,122,283	-	-		1,122,283	

Non-Urbanized Area (NUA)



 *Non-Urbanized Area (NUA)*





Government of Puerto Rico

Puerto Rico Department of Transportation and Public Works

Puerto Rico Highway and Transportation Authority

Statewide Transportation Improvement Program (STIP)

FEDERAL TRANSIT ADMINISTRATION (FTA)

Non-Urbanized Area (NUA)

(Under 50,000 in Population)

Section 5311

GOVERNMENT OF PUERTO RICO
DEPARTMENT OF TRANSPORTATION AND PUBLIC WORKS
HIGHWAY AND TRANSPORTATION AUTHORITY
STATEWIDE TRANSPORTATION IMPROVEMENT PROGRAM
FISCAL YEARS 2019 - 2022
AMENDMENT #1
ADMINISTRATIVE MODIFICATION #1

Section 5311: Non-Urbanized Area Formula Program

Num.	Description	Grantee	Year	Annual Element				Total Est. Cost	Project Justification	Source of Local Funds	Remarks	
				AppORTioned	2019	2020	2021					2022
1	Rebuilding and Rehabilitation of Main Passenger Terminal and Platform Finger Peers and Cargo - Mosquito	PRHTA/ATM	2018	F		4,117,590			4,117,590	Narrative Justification Prepared by the Agency	Toll Credits	
				S	-	-						
				T	-	4,117,590			4,117,590			
2	Operating Assistance for the Municipality of Coamo	PRHTA	2019	F		232,690	232,690		465,380	Narrative Justification Prepared by the Municipality	Toll Credits	
				S					-			
				T		232,690	232,690		465,380			
3	Operating Assistance for the Municipality of Comerio	PRHTA	2019	F		164,836	164,836		329,672	Narrative Justification Prepared by the Municipality	Toll Credits	
				S					-			
				T		164,836	164,836		329,672			
4	Preventive Maintenance for the Municipality of Comerio	PRHTA	2019	F		13,026	13,026		26,052	Narrative Justification Prepared by the Municipality	Toll Credits	
				S					-			
				T		13,026	13,026	-	26,052			
5	Drugs and Alcohol Test for the Municipality of Comerio	PRHTA	2019	F		534	534		1,068	Narrative Justification Prepared by the Municipality	Toll Credits	
				S					-			
				T		534	534		1,068			
6	Operating Assistance for the Municipality of Jayuya	PRHTA	2019	F		172,912	172,912		345,824	Narrative Justification Prepared by the Municipality	Toll Credits	
				S					-			
				T		172,912	172,912		345,824			
7	Preventive Maintenance for the Municipality of Jayuya	PRHTA	2019	F		23,904	23,904		47,808	Narrative Justification Prepared by the Municipality	Toll Credits	
				S					-			
				T		23,904	23,904		47,808			
8	Project Administration for the Municipality of Jayuya	PRHTA	2019	F		1,200	1,200		2,400	Narrative Justification Prepared by the Municipality	Toll Credits	
				S					-			
				T		1,200	1,200		2,400			
9	Operating Assistance for the Municipality of Orocovis	PRHTA	2019	F		50,148	50,148		100,296	Narrative Justification Prepared by the Municipality	Toll Credits	
				S					-			
				T		50,148	50,148		100,296			
10	Preventive Maintenance for the Municipality of Orocovis	PRHTA	2020	F		19,076	19,076		38,152	Narrative Justification Prepared by the Municipality	Toll Credits	
				S					-			
				T		19,076	19,076		38,152			

GOVERNMENT OF PUERTO RICO
DEPARTMENT OF TRANSPORTATION AND PUBLIC WORKS
HIGHWAY AND TRANSPORTATION AUTHORITY
STATEWIDE TRANSPORTATION IMPROVEMENT PROGRAM
FISCAL YEARS 2019 - 2022
AMENDMENT #1
ADMINISTRATIVE MODIFICATION #1

Section 5311: Non-Urbanized Area Formula Program

Num.	Description	Grantee	Year	Annual Element				Total Est. Cost	Project Justification	Source of Local Funds	Remarks	
				Apportioned	2019	2020	2021					2022
11	Preventive Maintenance for the Municipality of Vieques	PRHTA	2020	F			1,800		1,800	Narrative Justification Prepared by the Municipality	Toll Credits	
				S					-			
				T			1,800		1,800			
12	Operating Assistance for the Municipality of Vieques	PRHTA	2020	F		28,114	28,114	28,114	84,342	Narrative Justification Prepared by the Municipality	Toll Credits	
				S					-			
				T		28,114	28,114	28,114	84,342			
13	State Administration	PRHTA	2020	F		200,725			200,725	Narrative Justification Prepared by the Municipality	Toll Credits	
				S					-			
				T		200,725		-	200,725			
14	Intercity Bus Program	PRHTA	2020	F		293,251			293,251	Narrative Justification Prepared by the Municipality	Toll Credits	
				S					-			
				T		293,251		-	293,251			
Total Federal Funds:					-	5,318,006	708,240	28,114	6,054,360			
Total State or Local Funds:					-	-	-	-	-			
Total					-	5,318,006	708,240	28,114	6,054,360			



Government of Puerto Rico

Puerto Rico Department of Transportation and Public Works

Puerto Rico Highway and Transportation Authority

Statewide Transportation Improvement Program (STIP)

FEDERAL TRANSIT ADMINISTRATION (FTA)

Non-Urbanized Area (NUA)

(Under 50,000 in Population)

RTAP

GOVERNMENT OF PUERTO RICO
 DEPARTMENT OF TRANSPORTATION AND PUBLIC WORKS
 HIGHWAY AND TRANSPORTATION AUTHORITY
 STATEWIDE TRANSPORTATION IMPROVEMENT PROGRAM
 FISCAL YEARS 2019 - 2022
 AMENDMENT #1
 ADMINISTRATIVE MODIFICATION #1

Section 5311: Non Urbanized Area, RTAP

Num.	Description	Grantee	Year Apportioned	Annual Element	Three Years Program				Total	Project Justification	Source of Local Funds	Remarks
				2019	2020	2021	2022	Est. Cost				
1	RTAP	PRHTA	2020	F		93,699		-	93,699			
				S	-	-	-	-	-			
				T	-	93,699		-	93,699			
				Total Federal Funds:	-	93,699	-	-	93,699			
Total State or Local Funds:				-	-	-	-	-				
Total				-	93,699	-	-	93,699				



Government of Puerto Rico

Puerto Rico Department of Transportation and Public Works
Puerto Rico Highway and Transportation Authority

Statewide Transportation Improvement Program (STIP)

FEDERAL TRANSIT ADMINISTRATION (FTA)

Non-Urbanized Area (NUA)

(Under 50,000 in Population)

Section 5310

GOVERNMENT OF PUERTO RICO
 PUERTO RICO DEPARTMENT OF TRANSPORTATION AND PUBLIC WORKS
 PUERTO RICO HIGHWAY AND TRANSPORTATION AUTHORITY
 STATEWIDE TRANSPORTATION IMPROVEMENT PROGRAM
 FISCAL YEARS 2019 - 2022
 AMENDMENT #1
 ADMINISTRATIVE MODIFICATION #1

SECTION 5310: Non-Urbanized Area Formula Program

Num.	Description	Grantee	Year Entered	Annual Element	Three Year Program				Total Est. Cost	Project Justification	Source of Local Funds	Remarks
					2019	2020	2021	2022				
1	Projects for Elderly and Persons with Disabilities Program for Municipalities Belong on UZA's <200,000	PRHTA	2017	F	198,529	-	-	-	198,529			
				S	-	-	-	-	-			
				T	198,529	-	-	-	198,529			
Total Federal Funds:					198,529	-	-	-	198,529			
Total State or Local Funds:					-	-	-	-	-			
Total					198,529	-	-	-	198,529			



Government of Puerto Rico

Puerto Rico Department of Transportation and Public Works

Puerto Rico Highway and Transportation Authority

Statewide Transportation Improvement Program (STIP)

FEDERAL TRANSIT ADMINISTRATION (FTA)

FERRY BOAT PROGRAM

Section 1121

GOVERNMENT OF PUERTO RICO
 PUERTO RICO DEPARTMENT OF TRANSPORTATION AND PUBLIC WORKS
 PUERTO RICO HIGHWAY AND TRANSPORTATION AUTHORITY
 STATEWIDE TRANSPORTATION IMPROVEMENT PROGRAM
 FISCAL YEARS 2019 - 2022
 AMENDMENT #1
 ADMINISTRATIVE MODIFICATION #1

SECTION 1121: FERRY BOAT PROGRAM

Num.	Description	Grantee	Year	Annual Element	Three Years Program				Total Est. Cost	Project Justification	Source of Local Funds	Remarks
					2019	2020	2021	2022				
1	Maintenance of Ferries for Vieques and Culebra Routes	PRHTA/ATM	2020	F		301,187	-	-	301,187		Toll Credits	FY19 Allocation
				S			-	-	-			
				T	-	301,187	-	-	301,187			
Total Federal Funds:						301,187	-	-	301,187			
Total State or Local Funds:					-	-	-	-	-			
Total					-	301,187	-	-	301,187			

Government of Puerto Rico



Puerto Rico Department of Transportation and Public Works

Puerto Rico Highway and Transportation Authority

Statewide Transportation Improvement Program (STIP)

Fiscal Years 2019-2022

FEDERAL HIGHWAY ADMINISTRATION (FHWA)

GOVERNMENT OF PUERTO RICO

PUERTO RICO DEPARTMENT OF TRANSPORTATION AND PUBLIC WORKS
 PUERTO RICO HIGHWAY AND TRANSPORTATION AUTHORITY STATEWIDE

TRANSPORTATION IMPROVEMENT PROGRAM

Fiscal Years 2019 - 2022 AMENDMENT #1

ADMINISTRATIVE MODIFICATION #1

Source of Funds			
CODE	DESCRIPTION	CODE	DESCRIPTION
MP10	Puerto Rico Highway 25% MAP-21	ER-90	Emergency Relief 2013 Supplement
MP1E	Puerto Rico Highway 25% MAP-21 Ext.	ER11	Emergency Relief 2017 Supplement
MP20	Puerto Rico Highway NHPP 50%	ER12	Emergency Relief 2018 Supplement
MP2E	Puerto Rico Highway NHPP 50% Ext.	STATE	Funding Provided by any agency of the Commonwealth of PR - Agency name will appear in the "Remarks" section.
MP30	Puerto Rico Highway HSIP 25%	Earmark	Earmark Section 1934
MP3E	Puerto Rico Highway HSIP 25% Ext.	ERFO	Emergency Relief for Federally Owned Roads
MP40	Puerto Rico Section 154 Penalty	ZP10	Puerto Rico Highway 25% - FAST
MP4E	Puerto Rico Section 154 Penalty Ext.	ZP20	Puerto Rico Highway NHPP 50% - FAST
MP50	Puerto Rico Section 164 Penalty	ZP30	Puerto Rico Highway HSIP 25% - FAST
MP5E	Puerto Rico Section 164 Penalty Ext	ZP40	Puerto Rico Section 154 Penalty - FAST
Q920	High Priority Projects - TEA21	ZP50	Puerto Rico Section 164 Penalty - FAST
ER-80	Emergency Relief 2012 Supplement	ZP53	Interstate Pavement Set Aside

Under the Consolidated Appropriation Act, the following balances are available: ZP17 - \$4M, ZP18 - \$4M, ZP21 - \$8M, ZP15 - \$3.95M, Z150 - \$6.19M. Said allocation will be used as a contingency and supplementary fund for all federally funded projects that come in excess of their estimated budget, and for all federally eligible project expenses that PRHTA requests and FHWA ultimately approves for transfer to EFLHD.

In addition to the projects listed in this document, the government is currently investing millions of dollars of state funds for the repavement and rehabilitation of secondary and tertiary roads. This initiative is known as "Abriendo Caminos".

Please Note:

The remarks listed under the "Remarks" section for each project is listed as general information for the project and not just the project phase.

Fund Reconciliation FY 2019-2022

STIP FY 2019

Revised on: January 30, 2020

						Values				
Code	AC #	Description	Municipality	Project Phase	STIP Line*	Federal.Share	Toll.Credits	Total.Federal Funds	State.Funds	Total Amount
ZP-10	411901	Connector	Las Marias	C	9	\$9,109,412	\$2,277,353	\$11,386,765	\$0	\$11,386,765
	800356	Existing Box Culvert Ext. PR-135 km.19	Adjuntas	C	18	\$335,616	\$83,904	\$419,520	\$0	\$419,520
	800509	DTL - Phase 6 - ITS	San Juan / Trujillo Alto / Caguas	C	4	\$128,600	\$32,150	\$160,750	\$0	\$160,750
	800511	Pavement	Islandwide	C	19	\$7,810,858	\$1,952,714	\$9,763,572	\$0	\$9,763,572
	900132	SPR-56	Islandwide	PE	23	\$4,800,000	\$1,200,000	\$6,000,000	\$0	\$6,000,000
	900133	Bridges - Rehabilitation, Replacement and Critical	Islandwide	C	27	\$7,999,711	\$1,999,928	\$9,999,639	\$0	\$9,999,639
	(blank)	Bridges 2271, 2335, 2370, 2372 on PR-52	Ponce	C	17	\$8,000,000	\$2,000,000	\$10,000,000	\$0	\$10,000,000
	18760	Additional Funds 'Feasibility Study PR-187 Bypass	Loiza	PE	1	\$70,643	\$17,661	\$88,304	\$0	\$88,304
ZP-20	800509	DTL - Phase 6 - ITS	San Juan / Trujillo Alto / Caguas	C	4	\$4,000,000	\$1,000,000	\$5,000,000	\$0	\$5,000,000
	800511	Pavement	Islandwide	C	19	\$24,000,000	\$6,000,000	\$30,000,000	\$0	\$30,000,000
	800513	Bridge Preservation	Islandwide	C	31	\$5,427,921	\$1,356,980	\$6,784,901	\$0	\$6,784,901
	990153	ITS	Islandwide	C	39	\$760,000	\$190,000	\$950,000	\$0	\$950,000
	992480	NBIS-35	Islandwide	D	35	\$4,219,919	\$1,054,980	\$5,274,898	\$0	\$5,274,898
	(blank)	Bridges 2271, 2335, 2370, 2372 on PR-52	Ponce	C	17	\$4,804,862	\$1,201,216	\$6,006,078	\$0	\$6,006,078
ZP-30	411901	Connector	Las Marias	C	9	\$0	\$0	\$0	\$0	\$0
	800509	DTL - Phase 6 - ITS	San Juan / Trujillo Alto / Caguas	C	4	\$4,800,000	\$1,200,000	\$6,000,000	\$0	\$6,000,000
	800514	Highway Safety Improvements	Islandwide	C	43	\$24,239,270	\$6,059,818	\$30,299,088	\$0	\$30,299,088
Grand Total						\$110,506,811	\$27,626,703	\$138,133,514	\$0	\$138,133,514

Fund Reconciliation FY 2019-2022

STIP FY 2020

Revised on: January 30, 2020

Values										
Code	AC #	Description	Municipality	Project Phase	STIP Line*	Federal.Share	Toll.Credits	Total.Federal Funds	State.Funds	Total Amount
ZP-10	800518	Pavement	Islandwide	C	20	\$0	\$0	\$0	\$0	\$0
	800521	Highway Safety Improvements	Islandwide	C	44	\$16,121,104	\$0	\$16,121,104	\$0	\$16,121,104
	900134	SPR-57	Islandwide	PE	24	\$4,800,000	\$1,200,000	\$6,000,000	\$0	\$6,000,000
	520120	Pavement Rehabilitation PR-52 from km 102.1 to km 106	Ponce	C	17	\$3,200,000	\$800,000	\$4,000,000	\$0	\$4,000,000
ZP-20	800510	DTL - Noise Barriers	San Juan / Trujillo Alto / Caguas	C	5	\$3,200,000	\$800,000	\$4,000,000	\$0	\$4,000,000
	800518	Pavement	Islandwide	C	20	\$5,250,245	\$1,312,561	\$6,562,806	\$0	\$6,562,806
	900135	Bridges - Rehabilitation, Replacement and Critical	Islandwide	ROW	28	\$800,000	\$200,000	\$1,000,000	\$0	\$1,000,000
	900135	Bridges - Rehabilitation, Replacement and Critical	Islandwide	C	28	\$13,040,000	\$3,260,000	\$16,300,000	\$0	\$16,300,000
	990156	ITS	Islandwide	C	40	\$3,200,000	\$800,000	\$4,000,000	\$0	\$4,000,000
	520120	Pavement Rehabilitation PR-52 from km 102.1 to km 106	Ponce	C	17	\$15,000,000	\$3,750,000	\$18,750,000	\$0	\$18,750,000
	992481	NBIS-36	Islandwide	D	36	\$1,036,814	\$259,203	\$1,296,017	\$0	\$1,296,017
	(blank)	Highway Safety Improvements	Islandwide	C	44	\$333,386	\$0	\$333,386	\$0	\$333,386
ZP-30	800520	SHSP	Islandwide	C	48	\$400,000	\$100,000	\$500,000	\$0	\$500,000
	800521	Highway Safety Improvements	Islandwide	C	44	\$25,621,104	\$0	\$25,621,104	\$0	\$25,621,104
ZP-40	990157	Section 154 & 164 Penalty	Islandwide	C	52	\$1,520,000	\$0	\$1,900,000	\$0	\$1,900,000
ZP-50	990157	Section 154 & 164 Penalty	Islandwide	C	52	\$1,520,000	\$0	\$1,900,000	\$0	\$1,900,000
ZP-53	800518	Pavement Set Aside	Islandwide	C	20	\$26,564,025	\$2,951,558	\$29,515,583	\$0	\$29,515,583
Grand Total						122,368,235.50	15,431,764.50	137,800,000	\$0	137,800,000

Fund Reconciliation FY 2019-2022

STIP FY 2021

Revised on: January 30, 2020

						Values				
Code	AC #	Description	Municipality	Project Phase	STIP Line*	Federal.Share	Toll.Credits	Total.Federal Funds	State.Funds	Total Amount
ZP-10	300124	DTL Phase 5	San Juan / Trujillo Alto / Caguas	C	3	\$3,280,000	\$820,000	\$4,100,000	\$0	\$4,100,000
	800508	DTL Phase 4 Unit 2	San Juan / Trujillo Alto / Caguas	C	2	\$11,220,000	\$2,805,000	\$14,025,000	\$0	\$14,025,000
	900139	SPR-58	Islandwide	PE	25	\$3,200,000	\$800,000	\$4,000,000	\$0	\$4,000,000
	800552	Bridge Preservation	Islandwide	C	33	\$3,200,000	\$800,000	\$4,000,000	\$0	\$4,000,000
ZP-20	100081	ER - PR10	Utuaado / Adjuntas	C	11	\$1,600,000	\$400,000	\$2,000,000	\$0	\$2,000,000
	520129	Truck Weigh Station	Juana Diaz	C	15	\$4,000,000	\$1,000,000	\$5,000,000	\$0	\$5,000,000
	800508	DTL Phase 4 Unit 2	San Juan / Trujillo Alto / Caguas	C	2	\$10,940,000	\$2,735,000	\$13,675,000	\$0	\$13,675,000
				R	2	\$2,400,000	\$600,000	\$3,000,000	\$0	\$3,000,000
	800523	Noise Barriers	Bayamon / Toa Alta	C	6	\$1,600,000	\$400,000	\$2,000,000	\$0	\$2,000,000
	800556	Pavement	Islandwide	C	21	\$3,740,000	\$935,000	\$4,675,000	\$0	\$4,675,000
	800552	Bridge Preservation	Islandwide	C	33	\$3,200,000	\$800,000	\$4,000,000	\$0	\$4,000,000
	992482	NBIS-37	Islandwide	D	37	\$1,200,000	\$300,000	\$1,500,000	\$0	\$1,500,000
	990165	ITS	Islandwide	C	41	\$5,440,000	\$1,360,000	\$6,800,000	\$0	\$6,800,000
	900137	Bridges - Rehabilitation, Replacement and Critical	Islandwide	C	29	\$6,984,000	\$1,746,000	\$8,730,000	\$0	\$8,730,000
R				29	\$456,000	\$114,000	\$570,000	\$0	\$570,000	
10029	Widening PR-100	Cabo Rojo	R	13	\$240,000	\$60,000	\$300,000	\$0	\$300,000	
ZP-30	300124	DTL Phase 5	San Juan / Trujillo Alto / Caguas	C	3	\$0	\$0	\$0	\$0	\$0
	800508	DTL Phase 4 Unit 2	San Juan / Trujillo Alto / Caguas	C	2	\$269,600	\$67,400	\$337,000	\$0	\$337,000
	800554	Highway Safety Improvements	Islandwide	C	45	\$25,288,000	\$0	\$25,288,000	\$0	\$25,288,000
	800558	SHSP	Islandwide	C	49	\$400,000	\$100,000	\$500,000	\$0	\$500,000
ZP-40	990168	Section 154 & 164 Penalty	Islandwide	C	53	\$1,900,000	\$0	\$1,900,000	\$0	\$1,900,000
ZP-50	990168	Section 154 & 164 Penalty	Islandwide	C	53	\$1,900,000	\$0	\$1,900,000	\$0	\$1,900,000
ZP-53	(blank)	Pavement Set Aside	Islandwide	C	(blank)	\$26,550,000	\$2,950,000	\$29,500,000	\$0	\$29,500,000
Grand Total						\$119,007,600	\$18,792,400	\$137,800,000	\$0	\$137,800,000

Fund Reconciliation FY 2019-2022

STIP FY 2022

Revised on: January 30, 2020

Values										
Code	AC #	Description	Municipality	Project Phase	STIP Line*	Federal.Share	Toll.Credits	Total.Federal Funds	State.Funds	Total Amount
ZP-10	800557	Pavement	Islandwide	C	22	\$16,100,000	\$4,025,000	\$20,125,000	\$0	\$20,125,000
	900140	SPR-59	Islandwide	PE	26	\$4,800,000	\$1,200,000	\$6,000,000	\$0	\$6,000,000
ZP-20	200241	Interseccion PR-2/Post/Llorens (La Vita)	Mayaguez	D	14	\$1,600,000	\$400,000	\$2,000,000	\$0	\$2,000,000
	800557	Pavement	Islandwide	C	22	\$19,680,000	\$4,920,000	\$24,600,000	\$0	\$24,600,000
	900138	Bridges - Rehabilitation, Replacement and Critical	Islandwide	C	30	\$13,824,000	\$3,456,000	\$17,280,000	\$0	\$17,280,000
				R	30	\$16,000	\$4,000	\$20,000	\$0	\$20,000
	990166	ITS	Islandwide	C	42	\$5,480,000	\$1,370,000	\$6,850,000	\$0	\$6,850,000
	992483	NBIS-38	Islandwide	D	38	\$1,200,000	\$300,000	\$1,500,000	\$0	\$1,500,000
ZP-30	800555	Highway Safety Improvements	Islandwide	C	46	\$25,625,000	\$0	\$25,625,000	\$0	\$25,625,000
	800559	SHSP	Islandwide	C	50	\$400,000	\$100,000	\$500,000	\$0	\$500,000
ZP-40	990169	Section 154 & 164 Penalty	Islandwide	C	54	\$1,900,000	\$0	\$1,900,000	\$0	\$1,900,000
ZP-50	990169	Section 154 & 164 Penalty	Islandwide	C	54	\$1,900,000	\$0	\$1,900,000	\$0	\$1,900,000
ZP-53	(blank)	Pavement Set Aside	Islandwide	C	(blank)	\$26,550,000	\$2,950,000	\$29,500,000	\$0	\$29,500,000
Grand Total						\$119,075,000	18,725,000	\$137,800,000	\$0	\$137,800,000

GOVERNMENT OF PUERTO RICO
 PUERTO RICO DEPARTMENT OF TRANSPORTATION AND PUBLIC WORKS
 PUERTO RICO HIGHWAY AND TRANSPORTATION AUTHORITY
 STATEWIDE TRANSPORTATION IMPROVEMENT PROGRAM
 FISCAL YEARS 2019-2022 - AMENDMENT #1
 ADMINISTRATIVE MODIFICATION #1

Legend:
 F - Federal Funds
 TC - Toll Credits Funds
 S - State/Local Funds
 T - Total Funds

Núm.	AC-Code / Oracle # / Fed # / Program Code	Description	Town	Phase	Fed. Past Obligations / Locally Funded	2019	2020	2021	2022	Future Investment	Total Est. Cost	Remarks	
UA>1,000,000 Population (San Juan)													
1	AC-018760 S000187060 187(9) ZP-10	Feasibility and Update Environmental Study South Bypass from PR-188 to Mediana Baja (PR-187) (CFHWA)	Loiza	NEPA	F	-	-	-	-	-	-	-	
					TC	-	-	-	-	-	-		
					S	-	-	-	-	-	-		
					T	-	-	-	-	-	-		
				Pre-Engineering	F	390,318	70,643	-	-	-	-	460,962	Obligated \$494,103 in FY 2017.
					TC	97,580	17,661	-	-	-	-	115,240	Additional funds of \$88,304 was
					S	6,205	-	-	-	-	-	6,205	obligated in FY 2019
					T	494,103	88,304	-	-	-	-	582,407	
				Design	F	-	-	-	-	-	-	800,000	Requested under CDBG
					TC	-	-	-	-	-	-	200,000	
					S	-	-	-	-	-	-	-	
					T	-	-	-	-	-	-	1,000,000	
				ROW	F	-	-	-	-	-	-	2,000,000	Requested under CDBG
					TC	-	-	-	-	-	-	500,000	
					S	-	-	-	-	-	-	-	
T	-	-	-		-	-	-	2,500,000					
Construction	F	-	-	-	-	-	-	15,600,000	Requested under CDBG				
	TC	-	-	-	-	-	-	3,900,000					
	S	-	-	-	-	-	-	-					
	T	-	-	-	-	-	-	19,500,000					
Total Estimated Project Cost					494,103	88,304	-	-	-	23,000,000	23,582,407		
2	AC-800508 L009999508 ZP-10, ZP-20, ZP-30	DTL Phase 4 Unit 2 - Improvements on PR-52, PR-30 and PR-1 km 14.6 of PR-52 to km 0.4 of PR-30 - Includes construction of a bridge.	San Juan Trujillo Alto Caguas	NEPA	F	-	-	-	-	-	-	-	
					TC	-	-	-	-	-	-		
					S	-	-	-	-	-	-		
					T	-	-	-	-	-	-		
				Pre-Engineering	F	-	-	-	-	-	-	-	-
					TC	-	-	-	-	-	-	-	
					S	-	-	-	-	-	-	-	
					T	-	-	-	-	-	-	-	
				Design	F	-	-	-	-	-	-	-	-
					TC	-	-	-	-	-	-	-	
					S	-	-	-	-	-	-	-	
					T	-	-	-	-	-	-	-	
				ROW	F	-	-	-	2,400,000	-	-	2,400,000	-
					TC	-	-	-	600,000	-	-	600,000	-
					S	-	-	-	-	-	-	-	-
T	-	-	-		3,000,000	-	-	3,000,000	-				
Construction	F	-	-	-	22,429,600	-	-	22,429,600	-				
	TC	-	-	-	5,607,400	-	-	5,607,400	-				
	S	-	-	-	-	-	-	-	-				
	T	-	-	-	28,037,000	-	-	28,037,000	-				
Total Estimated Project Cost					-	-	-	31,037,000	-	-	31,037,000		

*Fund Reconciliation for each project can be found on pages FHWA-3 thru FHWA-6
 **Retroactive TC will be used for projects currently under construction..

GOVERNMENT OF PUERTO RICO
 PUERTO RICO DEPARTMENT OF TRANSPORTATION AND PUBLIC WORKS
 PUERTO RICO HIGHWAY AND TRANSPORTATION AUTHORITY
 STATEWIDE TRANSPORTATION IMPROVEMENT PROGRAM
 FISCAL YEARS 2019-2022 - AMENDMENT #1
 ADMINISTRATIVE MODIFICATION #1

Legend:
 F - Federal Funds
 TC - Toll Credits Funds
 S - State/Local Funds
 T - Total Funds

Núm.	AC-Code / Oracle # / Fed # / Program Code	Description	Town	Phase	Fed. Past Obligations / Locally Funded					Future Investment	Total Est. Cost	Remarks		
						2019	2020	2021	2022					
3	AC-300124 L000030124 ZP-10, ZP-20, ZP-30	Congestion Managed Lanes - Phase 5 - PR-30-San Juan (km 0.30 to km. 7.20) - reversible lane using reversible lane barrier system on PR-30 from Km. 0.30 to Km. 7.20	San Juan Trujillo Alto Caguas	NEPA	F	-	-	-	-	-	-	-		
					TC	-	-	-	-	-	-			
					S	-	-	-	-	-	-			
				T	-	-	-	-	-	-	-			
				Pre-Engineering	F	-	-	-	-	-	-	-	-	-
					TC	-	-	-	-	-	-	-	-	-
					S	-	-	-	-	-	-	-	-	-
				T	-	-	-	-	-	-	-	-	-	
				Design	F	-	-	-	-	-	-	-	-	-
					TC	-	-	-	-	-	-	-	-	-
					S	-	-	-	-	-	-	-	-	-
				T	-	-	-	-	-	-	-	-	-	
				ROW	F	-	-	-	-	-	-	-	-	-
					TC	-	-	-	-	-	-	-	-	-
					S	-	-	-	-	-	-	-	-	-
T	-	-	-	-	-	-	-	-	-					
Construction	F	-	-	-	-	3,280,000	-	-	-	3,280,000				
	TC	-	-	-	-	820,000	-	-	-	820,000				
	S	-	-	-	-	-	-	-	-	-				
T	-	-	-	-	4,100,000	-	-	-	4,100,000					
Total Estimated Project Cost						-	-	-	4,100,000	-	4,100,000			
4	AC-800509 L009999509 0052068 ZP-10, ZP-20, ZP-30	Congestion Managed Lanes - ITS (All Phases) - will provide ITS instrumentation for all phases of the Congestion Managed Lanes projects for the operation of the dynamic toll and traffic incident management.	San Juan Trujillo Alto Caguas	NEPA	F	-	-	-	-	-	-	-		
					TC	-	-	-	-	-	-			
					S	-	-	-	-	-	-			
				T	-	-	-	-	-	-	-			
				Pre-Engineering	F	-	-	-	-	-	-	-	-	-
					TC	-	-	-	-	-	-	-	-	-
					S	-	-	-	-	-	-	-	-	-
				T	-	-	-	-	-	-	-	-	-	
				Design	F	-	-	-	-	-	-	-	-	-
					TC	-	-	-	-	-	-	-	-	-
					S	-	-	-	-	-	-	-	-	-
				T	-	-	-	-	-	-	-	-	-	
				ROW	F	-	-	-	-	-	-	-	-	-
					TC	-	-	-	-	-	-	-	-	-
					S	-	-	-	-	-	-	-	-	-
T	-	-	-	-	-	-	-	-	-					
Construction	F	-	8,928,600	-	-	-	-	-	-	8,928,600				
	TC	-	2,232,150	-	-	-	-	-	-	2,232,150				
	S	-	-	-	-	-	-	-	-	-				
T	-	11,160,750	-	-	-	-	-	-	11,160,750					
Total Estimated Project Cost						-	11,160,750	-	-	-	11,160,750	Project Obligated on FY 2019		

*Fund Reconciliation for each project can be found on pages FHWA-3 thru FHWA-6
 **Retroactive TC will be use for projects currently under construction..

GOVERNMENT OF PUERTO RICO
 PUERTO RICO DEPARTMENT OF TRANSPORTATION AND PUBLIC WORKS
 PUERTO RICO HIGHWAY AND TRANSPORTATION AUTHORITY
 STATEWIDE TRANSPORTATION IMPROVEMENT PROGRAM
 FISCAL YEARS 2019-2022 - AMENDMENT #1
 ADMINISTRATIVE MODIFICATION #1

Legend:
 F - Federal Funds
 TC - Toll Credits Funds
 S - State/Local Funds
 T - Total Funds

Núm.	AC-Code / Oracle # / Fed # / Program Code	Description	Town	Phase	Fed. Past Obligations / Locally Funded					Future Investment	Total Est. Cost	Remarks	
						2019	2020	2021	2022				
5	AC-800510 L009999510 ZP-20	Congested Managed Lanes - Noise Barriers - Vista Alegre Community, Borinquen Gardens, Parque Forestal, Berm- Residential Area, Quintas de San Luis, Berm-Villa Parana - will provide the noise abatement measures recommended as part of the environmental exclusion document prepared for the Congestion Managed Lanes project.	San Juan Trujillo Alto Caguas	NEPA	F	-	-	-	-	-	-	-	
					TC	-	-	-	-	-	-		
					S	-	-	-	-	-	-		
				T	-	-	-	-	-	-			
				Pre-Engineering	F	-	-	-	-	-	-	-	-
					TC	-	-	-	-	-	-	-	
					S	-	-	-	-	-	-		
				T	-	-	-	-	-	-			
				Design	F	-	-	-	-	-	-	-	
					TC	-	-	-	-	-	-		
					S	-	-	-	-	-	-		
				T	-	-	-	-	-	-			
				ROW	F	-	-	-	-	-	-	-	
					TC	-	-	-	-	-	-		
S	-	-	-		-	-	-						
T	-	-	-	-	-	-							
Construction	F	-	-	3,200,000	-	-	-	3,200,000					
	TC	-	-	800,000	-	-	-	800,000					
	S	-	-	-	-	-	-						
T	-	-	4,000,000	-	-	-	4,000,000						
Total Estimated Project Cost					-	-	4,000,000	-	-	-	4,000,000		
6	AC-800523 L009999523 ZP-20	Noise Barriers at PR-22 Paco Davila km . 19.2 - km 19.5, El Patio km. 16.5 - km 17.1 , Monte Claro km.14.1 - km 14.6, Rio Hondo 1 km. 12.8 - km 13.6 (Eastbound), Rio Hondo 2 km. 13.0 - km 13.25 (Westbound), Rio Hondo 3 km. 12.5 - km 12.9	Bayamon Toa Baja	NEPA	F	-	-	-	-	-	-	-	
					TC	-	-	-	-	-	-		
					S	-	-	-	-	-	-		
				T	-	-	-	-	-	-			
				Pre-Engineering	F	-	-	-	-	-	-	-	
					TC	-	-	-	-	-	-		
					S	-	-	-	-	-	-		
				T	-	-	-	-	-	-			
				Design	F	-	-	-	-	-	-	-	
					TC	-	-	-	-	-	-		
					S	-	-	-	-	-	-		
				T	-	-	-	-	-	-			
				ROW	F	-	-	-	-	-	-	-	
					TC	-	-	-	-	-	-		
S	-	-	-		-	-	-						
T	-	-	-	-	-	-							
Construction	F	1,057,997	-	-	1,600,000	-	-	2,657,997					
	TC	264,499	-	-	400,000	-	-	664,499					
	S	23,000	-	-	-	-	-	23,000					
T	1,345,496	-	-	2,000,000	-	-	3,345,496						
Total Estimated Project Cost					1,345,496	-	2,000,000	-	-	-	3,345,496		

*Fund Reconciliation for each project can be found on pages FHWA-3 thru FHWA-6
 **Retroactive TC will be use for projects currently under construction..

GOVERNMENT OF PUERTO RICO
 PUERTO RICO DEPARTMENT OF TRANSPORTATION AND PUBLIC WORKS
 PUERTO RICO HIGHWAY AND TRANSPORTATION AUTHORITY
 STATEWIDE TRANSPORTATION IMPROVEMENT PROGRAM
 FISCAL YEARS 2019-2022 - AMENDMENT #1
 ADMINISTRATIVE MODIFICATION #1

Legend:
 F - Federal Funds
 TC - Toll Credits Funds
 S - State/Local Funds
 T - Total Funds

Núm.	AC-Code / Oracle # / Fed # / Program Code	Description	Town	Phase	Fed. Past Obligations / Locally Funded	2019				2020				2021				2022				Future Investment	Total Est. Cost	Remarks			
						F	TC	S	T	F	TC	S	T	F	TC	S	T	F	TC	S	T						
7	AC-010166 ZP-20	Additional Funds for the Construction of a new Recreational Trail for Bicycles and Pedestrians from Rio Bayamon to PR-165	Toa Baja	NEPA	F	-	-	-	-	-	-	-	-	-	-	-	-	-	-	-	-	-	-	In House			
					TC	-	-	-	-	-	-	-	-	-	-	-	-	-	-	-	-	-	-		-	-	
					S	-	-	-	-	-	-	-	-	-	-	-	-	-	-	-	-	-	-		-	-	-
					T	-	-	-	-	-	-	-	-	-	-	-	-	-	-	-	-	-	-		-	-	-
				Pre-Engineering	F	-	-	-	-	-	-	-	-	-	-	-	-	-	-	-	-	-	-	-	-	-	
					TC	-	-	-	-	-	-	-	-	-	-	-	-	-	-	-	-	-	-	-	-	-	
					S	-	-	-	-	-	-	-	-	-	-	-	-	-	-	-	-	-	-	-	-	-	
					T	-	-	-	-	-	-	-	-	-	-	-	-	-	-	-	-	-	-	-	-	-	
				Design	F	-	-	-	-	-	-	-	-	-	-	-	-	-	-	-	-	-	-	-	-	In House	
					TC	-	-	-	-	-	-	-	-	-	-	-	-	-	-	-	-	-	-	-	-		-
					S	-	-	-	-	-	-	-	-	-	-	-	-	-	-	-	-	-	-	-	-		-
					T	-	-	-	-	-	-	-	-	-	-	-	-	-	-	-	-	-	-	-	-		-
				ROW	F	-	-	-	-	-	-	-	-	-	-	-	-	-	-	-	-	-	-	-	-	Earmark Project - Earmark Funding of \$1,339,134- Additional Funding of \$2,418,000 to be requested with Carry Over Funding	
					TC	-	-	-	-	-	-	-	-	-	-	-	-	-	-	-	-	-	-	-	-		-
					S	-	-	-	-	-	-	-	-	-	-	-	-	-	-	-	-	-	-	-	-		-
					T	-	-	-	-	-	-	-	-	-	-	-	-	-	-	-	-	-	-	-	-		-
Construction	F	2,855,422	-	-	-	-	-	-	-	-	-	-	-	-	-	-	-	-	-	-	-	Earmark Project - Earmark Funding of \$1,339,134- Additional Funding of \$2,418,000 to be requested with Carry Over Funding					
	TC	713,855	-	-	-	-	-	-	-	-	-	-	-	-	-	-	-	-	-	-	-		-				
	S	187,857	-	-	-	-	-	-	-	-	-	-	-	-	-	-	-	-	-	-	-		-				
	T	3,757,134	-	-	-	-	-	-	-	-	-	-	-	-	-	-	-	-	-	-	-		-				
Total Estimated Project Cost					3,757,134	-	-	-	-	-	-	-	-	-	-	-	-	-	-	-	-	-	3,757,134				
8	INFRA	INFRA NHS Congestion Relief at PR-17 / PR-17 & PR-18 / PR-22		NEPA	F	-	-	-	-	-	-	-	-	-	-	-	-	-	-	-	-	-	-				
					TC	-	-	-	-	-	-	-	-	-	-	-	-	-	-	-	-	-	-	-	-		
					S	-	-	-	-	-	-	-	-	-	-	-	-	-	-	-	-	-	-	-	-	-	
					T	-	-	-	-	-	-	-	-	-	-	-	-	-	-	-	-	-	-	-	-	-	
				Pre-Engineering	F	-	-	-	-	-	-	-	-	-	-	-	-	-	-	-	-	-	-	-	-	-	
					TC	-	-	-	-	-	-	-	-	-	-	-	-	-	-	-	-	-	-	-	-	-	
					S	-	-	-	-	-	-	-	-	-	-	-	-	-	-	-	-	-	-	-	-	-	
					T	-	-	-	-	-	-	-	-	-	-	-	-	-	-	-	-	-	-	-	-	-	
				Design	F	-	-	-	-	-	-	-	-	-	-	-	-	-	-	-	-	-	-	-	-	-	
					TC	-	-	-	-	-	-	-	-	-	-	-	-	-	-	-	-	-	-	-	-	-	
					S	-	-	-	-	-	-	-	-	-	-	-	-	-	-	-	-	-	-	-	-	-	
					T	-	-	-	-	-	-	-	-	-	-	-	-	-	-	-	-	-	-	-	-	-	
				ROW	F	-	-	-	-	-	-	-	-	-	-	-	-	-	-	-	-	-	-	-	-	-	
					TC	-	-	-	-	-	-	-	-	-	-	-	-	-	-	-	-	-	-	-	-	-	
					S	-	-	-	-	-	-	-	-	-	-	-	-	-	-	-	-	-	-	-	-	-	
					T	-	-	-	-	-	-	-	-	-	-	-	-	-	-	-	-	-	-	-	-	-	
				Construction	F	-	-	-	-	-	-	-	-	-	-	-	-	-	-	-	-	-	-	-	-	Federal Funds mentioned are unsecured and are being requested from FY20 INFRA Program Funds.	
					TC	-	-	-	-	-	-	-	-	-	-	-	-	-	-	-	-	-	-	-	-		-
					S	-	-	-	-	-	-	-	-	-	-	-	-	-	-	-	-	-	-	-	-		-
					T	-	-	-	-	-	-	-	-	-	-	-	-	-	-	-	-	-	-	-	-		-
Grand Total					5,596,733	11,249,054	4,000,000	37,137,000	-	-	-	-	-	-	-	-	-	-	-	-	-	-	80,982,787				

*Fund Reconciliation for each project can be found on pages FHWA-3 thru FHWA-6
 **Retroactive TC will be use for projects currently under construction..

GOVERNMENT OF PUERTO RICO
 PUERTO RICO DEPARTMENT OF TRANSPORTATION AND PUBLIC WORKS
 PUERTO RICO HIGHWAY AND TRANSPORTATION AUTHORITY
 STATEWIDE TRANSPORTATION IMPROVEMENT PROGRAM
 FISCAL YEARS 2019-2022 -AMENDMENT #1
 ADMINISTRATIVE MODIFICATION #1

Legend:
 F - Federal Funds
 TC - Toll Credits Funds
 S - State/Local Funds
 T - Total Funds

Núm.	AC-Code / Oracle # / Fed # / Program Code	Description	Town	Phase	Fed. Past Obligations / Locally Funded	2019	2020	2021	2022	Future Investment	Total Est. Cost	Remarks			
UA>200,000 Population<1,000,000 (Aguadilla)															
9	AC-411901 5004119001 MP-4119(1) / 4119(2) ZP-10, ZP-30	LAS MARIAS CONNECTOR, FROM PR-119 TO RAMON RIVERA STREET	Las Marias	NEPA	F	-	-	-	-	-	-	-			
					TC	-	-	-	-	-	-				
					S	-	-	-	-	-	-				
					T	-	-	-	-	-	-				
				Pre-Engineering	F	322,481	-	-	-	-	-	-	-	322,481	-
					TC	79,365	-	-	-	-	-	-	-	79,365	-
					S	161,605	-	-	-	-	-	-	-	161,605	-
					T	563,451	-	-	-	-	-	-	-	563,451	-
				Design	F	-	-	-	-	-	-	-	-	-	-
					TC	-	-	-	-	-	-	-	-	-	-
					S	-	-	-	-	-	-	-	-	-	-
					T	-	-	-	-	-	-	-	-	-	-
				ROW	F	1,312,200	-	-	-	-	-	-	-	1,312,200	-
					TC	328,050	-	-	-	-	-	-	-	328,050	Project Obligated in FY 2017
S	-	-	-		-	-	-	-	-	-	-				
T	1,640,250	-	-		-	-	-	-	-	1,640,250	-				
Construction	F	-	9,109,412	-	-	-	-	-	-	9,109,412	-				
	TC	-	2,277,353	-	-	-	-	-	-	2,277,353	Project Obligated in FY 2019				
	S	-	-	-	-	-	-	-	-	-	-				
	T	-	11,386,765	-	-	-	-	-	-	11,386,765	-				
Total Estimated Project Cost						2,203,701	11,386,765	-	-	-	13,590,465				
10	AC-500023 L005000023 ZP-10, ZP-30	Bicycle and Pedestrian Route	Rincon	Pre-Engineering	TC	-	-	-	-	-	-	-			
					S	-	-	-	-	-	-				
					T	-	-	-	-	-	-				
				Design	F	-	-	-	-	-	-	-	-	-	-
					TC	-	-	-	-	-	-	-	-	-	-
					S	700,000	-	-	-	-	-	-	-	700,000	-
				ROW	F	-	-	-	-	-	-	-	-	-	-
					TC	-	-	-	-	-	-	-	-	-	-
					S	-	-	-	-	-	-	-	-	-	-
				Construction	F	-	-	-	-	-	-	-	-	-	-
					TC	-	-	-	-	-	-	-	-	-	-
					S	-	-	-	-	-	-	-	-	-	-
					T	-	-	-	-	-	-	-	-	-	-
				Total Estimated Project Cost						700,000	-	-	-	-	700,000

*Fund Reconciliation for each project can be found on pages FHWA-3 thru FHWA-6
 **Retroactive TC will be use for projects currently under construction..

GOVERNMENT OF PUERTO RICO
 PUERTO RICO DEPARTMENT OF TRANSPORTATION AND PUBLIC WORKS
 PUERTO RICO HIGHWAY AND TRANSPORTATION AUTHORITY
 STATEWIDE TRANSPORTATION IMPROVEMENT PROGRAM
 FISCAL YEARS 2019-2022 -AMENDMENT #1
 ADMINISTRATIVE MODIFICATION #1

Legend:
 F - Federal Funds
 TC - Toll Credits Funds
 S - State/Local Funds
 T - Total Funds

Núm.	AC-Code / Oracle # / Fed # / Program Code	Description	Town	Phase	Fed. Past Obligations / Locally Funded					Future Investment	Total Est. Cost	Remarks	
						2019	2020	2021	2022				
11	AC-100081 R000010181 ER-10(72) / 10(79) ER-90, ZP-10, ZP-20 ER-12	Additional Funds - Reconstruction of PR-10 kms. 59.4, 60.4, 60.9, 61.1	Utuado	NEPA	F	-	-	-	-	-	-	-	
					TC	-	-	-	-	-	-		
					S	-	-	-	-	-	-		
					T	-	-	-	-	-	-		
				Pre-Engineering	F	516,730	-	-	-	-	-	-	516,730
					TC	164,080	-	-	-	-	-	-	164,080
					S	-	-	-	-	-	-	-	-
					T	680,810	-	-	-	-	-	-	680,810
				Design	F	-	-	-	-	-	-	-	-
					TC	-	-	-	-	-	-	-	-
					S	-	-	-	-	-	-	-	-
					T	-	-	-	-	-	-	-	-
				ROW	F	243,882	-	-	-	-	-	-	243,882
					TC	60,970	-	-	-	-	-	-	60,970
					S	-	-	-	-	-	-	-	-
T	304,852	-	-		-	-	-	-	304,852				
Construction	F	3,189,871	-	-	1,600,000	-	-	-	4,789,871				
	TC	1,280,000	-	-	400,000	-	-	-	1,680,000				
	S	-	-	-	-	-	-	-	-				
	T	6,400,000	-	-	2,000,000	-	-	-	8,400,000				
Total Estimated Project Cost					7,385,662	-	-	2,000,000	-	-	9,385,662		
12	AC-048506 0485(001) ZP-10, ZP-20, ZP-30	Bicycle Trail Adjacent to PR-485	Camuy	NEPA	F	-	-	-	-	-	-	-	
					TC	-	-	-	-	-	-		
					S	-	-	-	-	-	-		
					T	-	-	-	-	-	-		
				Pre-Engineering	F	-	-	-	-	-	-	-	-
					TC	-	-	-	-	-	-	-	-
					S	-	-	-	-	-	-	-	-
					T	-	-	-	-	-	-	-	
				Design	F	-	-	-	-	-	-	-	-
					TC	-	-	-	-	-	-	-	-
					S	-	-	-	-	-	-	-	-
					T	-	-	-	-	-	-	-	
				ROW	F	-	-	-	-	-	-	-	-
					TC	-	-	-	-	-	-	-	-
					S	-	-	-	-	-	-	-	-
T	-	-	-		-	-	-	-					
Construction	F	2,262,378	-	-	-	-	-	-	2,262,378				
	TC	565,595	-	-	-	-	-	-	565,595				
	S	-	-	-	-	-	-	-	-				
	T	2,827,973	-	-	-	-	-	-	2,827,973				
Total Estimated Project Cost					2,827,973	-	-	-	-	-	2,827,973		
UA>200,000 Population<1,000000 (Aguadilla)					5,731,673	11,386,765	-	2,000,000	-	-	17,118,438		

*Fund Reconciliation for each project can be found on pages FHWA-3 thru FHWA-6
 **Retroactive TC will be use for projects currently under construction..

GOVERNMENT OF PUERTO RICO
 PUERTO RICO DEPARTMENT OF TRANSPORTATION AND PUBLIC WORKS
 PUERTO RICO HIGHWAY AND TRANSPORTATION AUTHORITY
 STATEWIDE TRANSPORTATION IMPROVEMENT PROGRAM
 FISCAL YEARS 2019-2022 -AMENDMENT #1
 ADMINISTRATIVE MODIFICATION #1

Legend:
 F - Federal Funds
 TC - Toll Credits Funds
 S - State /Local Funds
 T - Total Funds

Núm.	AC-Code / Oracle # / Fed # / Program Code	Description	Town	Phase	Fed. Past Obligations / Locally Funded	2019	2020	2021	2022	Future Investment	Total Est. Cost	Remarks			
UA<200,000 Population (UZA)															
13	AC-010029 S000100029 ZP-100(11) ZP-20	Widening of PR-100 from PR-308 to PR-101	Cabo Rojo	NEPA	F	-	-	-	-	-	-	-			
					TC	-	-	-	-	-	-				
					S	-	-	-	-	-	-				
				Pre-Engineering	F	72	-	-	-	-	-	853,044	853,117	To be reobligated with deobligated funding.	
					TC	18	-	-	-	-	-	213,261	213,279		
					S	-	-	-	-	-	-	-	-		
				Design	F	-	-	-	-	-	-	-	-		
					TC	-	-	-	-	-	-	-	-		
					S	-	-	-	-	-	-	-	-		
				ROW	F	-	-	-	-	240,000	-	-	-	240,000	Change in Fiscal Year from 2020 to 2021.
					TC	-	-	-	-	60,000	-	-	-	60,000	
					S	-	-	-	-	-	-	-	-	-	
Construction	F	-	-	-	-	-	-	-	8,000,000	8,000,000	Estimated Time of Completion 2029				
	TC	-	-	-	-	-	-	-	2,000,000	2,000,000					
	S	-	-	-	-	-	-	-	-	-					
Total Estimated Project Cost						91	-	300,000	-	11,066,305	11,366,396				
14	AC-200241 P000002441 MP-2(66) ZP-20	Access Request Analysis and Preliminary Design of Geometric Improvements to PR-2 (Entrance RUM, La Vita)	Mayaguez	NEPA	F	-	-	-	-	-	-	-			
					TC	-	-	-	-	-	-				
					S	-	-	-	-	-	-				
				Pre-Engineering	F	836,000	-	-	-	-	-	-	-	836,000	
					TC	209,000	-	-	-	-	-	-	-	209,000	
					S	55,000	-	-	-	-	-	-	-	55,000	
				Design	F	-	-	-	-	-	1,600,000	-	-	1,600,000	Change in FY from 2020 to 2022
					TC	-	-	-	-	-	400,000	-	-	400,000	
					S	-	-	-	-	-	-	-	-	-	
				ROW	F	-	-	-	-	-	-	-	800,000	800,000	
					TC	-	-	-	-	-	-	-	200,000	200,000	
					S	-	-	-	-	-	-	-	-	-	
Construction	F	-	-	-	-	-	-	-	9,600,000	9,600,000	Estimated Time of Completion 2028				
	TC	-	-	-	-	-	-	-	2,400,000	2,400,000					
	S	-	-	-	-	-	-	-	-	-					
Total Estimated Project Cost						1,100,000	-	-	2,000,000	13,000,000	16,100,000				

*Fund Reconciliation for each project can be found on pages FHWA-3 thru FHWA-6
 **Retroactive TC will be use for projects currently under construction..

GOVERNMENT OF PUERTO RICO
 PUERTO RICO DEPARTMENT OF TRANSPORTATION AND PUBLIC WORKS
 PUERTO RICO HIGHWAY AND TRANSPORTATION AUTHORITY
 STATEWIDE TRANSPORTATION IMPROVEMENT PROGRAM
 FISCAL YEARS 2019-2022 -AMENDMENT #1
 ADMINISTRATIVE MODIFICATION #1

Legend:
 F - Federal Funds
 TC - Toll Credits Funds
 S - State/Local Funds
 T - Total Funds

Núm.	AC-Code / Oracle # / Fed # / Program Code	Description	Town	Phase	Fed. Past Obligations / Locally Funded	Fiscal Year				Future Investment	Total Est. Cost	Remarks
						2019	2020	2021	2022			
17	AC-520120 "0052(035) ZP-10, ZP-20, ZP-30	Implementation of Preventive Maintenance Protocol for Bridges No. 2267, 2271, 2335, 2370, 2371, Highway PR-52 - Phase 1	Ponce	NEPA	F	-	-	-	-	-	-	-
					TC	-	-	-	-	-	-	
					S	-	-	-	-	-	-	
					T	-	-	-	-	-	-	
				Pre-Engineering	F	-	-	-	-	-	-	
					TC	-	-	-	-	-	-	
					S	-	-	-	-	-	-	
					T	-	-	-	-	-	-	
				Design	F	-	-	-	-	-	-	
					TC	-	-	-	-	-	-	
					S	-	-	-	-	-	-	
					T	-	-	-	-	-	-	
				ROW	F	-	-	-	-	-	-	
					TC	-	-	-	-	-	-	
					S	-	-	-	-	-	-	
T	-	-	-		-	-	-					
Construction	F	-	12,804,862	18,200,000	-	-	-	31,004,862	Funding for Bridges 2271, 2335, 2370, 2372 were obligated. Additional funding is being requested under FY 2020.			
	TC	-	3,201,216	4,550,000	-	-	-	7,751,216				
	S	-	-	-	-	-	-	-				
	T	-	16,006,078	22,750,000	-	-	-	38,756,078				
Total Estimated Project Cost						-	16,006,078	22,750,000	-	-	38,756,078	
UA<200,000 Population (UZA)						5,080,352.61	16,006,078.00	24,250,000.00	5,300,000.00	2,000,000.00	24,066,305.04	76,702,735.65

*Fund Reconciliation for each project can be found on pages FHWA-3 thru FHWA-6
 **Retroactive TC will be use for projects currently under construction..

GOVERNMENT OF PUERTO RICO
 PUERTO RICO DEPARTMENT OF TRANSPORTATION AND PUBLIC WORKS
 PUERTO RICO HIGHWAY AND TRANSPORTATION AUTHORITY
 STATEWIDE TRANSPORTATION IMPROVEMENT PROGRAM
 FISCAL YEARS 2019-2022 - AMENDMENT #1
 ADMINISTRATIVE MODIFICATION #1

Legend:
 F - Federal Funds
 TC - Toll Credits Funds
 S - State/Local Funds
 T - Total Funds

Núm.	AC-Code / Oracle # / Fed # / Program Code	Description	Town	Phase	Fed. Past Obligations / Locally Funded	Fiscal Year				Future Investment	Total Est. Cost	Remarks
						2019	2020	2021	2022			
Rural												
18	AC-800356 R009999356 ZP-10	Existing Box Culvert Extension Km 19 Highway PR-135 (Reconstruction of PR-135 km. 75.8 (old km) km. 19 (new km)		NEPA	F	-	-	-	-	-	-	-
					TC	-	-	-	-	-	-	
					S	-	-	-	-	-	-	
					T	-	-	-	-	-	-	
				Pre-Engineering	F	-	-	-	-	-	-	
					TC	-	-	-	-	-	-	
					S	-	-	-	-	-	-	
					T	-	-	-	-	-	-	
				Design	F	-	-	-	-	-	-	
					TC	-	-	-	-	-	-	
					S	-	-	-	-	-	-	
					T	-	-	-	-	-	-	
				ROW	F	-	-	-	-	-	-	
					TC	-	-	-	-	-	-	
					S	-	-	-	-	-	-	
					T	-	-	-	-	-	-	
Construction	F	-	316,756	-	-	-	-					
	TC	-	79,189	-	-	-	-					
	S	-	23,575	-	-	-	-					
	T	-	419,520	-	-	-	-					
Total Estimated Project Cost					-	419,520	-	-	-	-	419,520	Project Obligated in FY 2019

*Fund Reconciliation for each project can be found on pages FHWA-3 thru FHWA-6
 **Retroactive TC will be use for projects currently under construction..

GOVERNMENT OF PUERTO RICO
 PUERTO RICO DEPARTMENT OF TRANSPORTATION AND PUBLIC WORKS
 PUERTO RICO HIGHWAY AND TRANSPORTATION AUTHORITY
 STATEWIDE TRANSPORTATION IMPROVEMENT PROGRAM
 FISCAL YEARS 2019-2022 - AMENDMENT #1
 ADMINISTRATIVE MODIFICATION #1

Legend:
 F - Federal Funds
 TC - Toll Credits Funds
 S - State/Local Funds
 T - Total Funds

Núm.	AC-Code / Oracle # / Fed # / Program Code	Description	Town	Phase	Fed. Past Obligations / Locally Funded	2019	2020	2021	2022	Future Investment	Total Est. Cost	Remarks
Islandwide												
19	AC-800511 R009999511 ZP-10, ZP-20 , ZP-30	Pavement Rehabilitation and Reconstruction of Roads (2019)	Islandwide	NEPA	F	-	-	-	-	-	-	-
					TC	-	-	-	-	-	-	
					S	-	-	-	-	-	-	
					T	-	-	-	-	-	-	
				Pre-Engineering	F	-	-	-	-	-	-	
					TC	-	-	-	-	-	-	
					S	-	-	-	-	-	-	
					T	-	-	-	-	-	-	
				Design	F	-	-	-	-	-	-	
					TC	-	-	-	-	-	-	
					S	-	-	-	-	-	-	
					T	-	-	-	-	-	-	
				ROW	F	-	-	-	-	-	-	
					TC	-	-	-	-	-	-	
					S	-	-	-	-	-	-	
					T	-	-	-	-	-	-	
Construction	F	-	31,781,922	-	-	-	-					
	TC	-	7,945,480	-	-	-	-					
	S	-	36,170	-	-	-	-					
	T	-	39,763,572	-	-	-	-					
Total Estimated Project Cost						-	39,763,572	-	-	-	39,763,572	Project Obligated in FY 2019. Please see Appendix C for pavement project details
20	AC-800518 R009999518 ZP-10, ZP-20 , ZP-30, ZP-53	Pavement Rehabilitation and Reconstruction of Roads (2020) Includes Pavement Set Aside Penalty	Islandwide	NEPA	F	-	-	-	-	-	-	-
					TC	-	-	-	-	-	-	
					S	-	-	-	-	-	-	
					T	-	-	-	-	-	-	
				Pre-Engineering	F	-	-	-	-	-	-	
					TC	-	-	-	-	-	-	
					S	-	-	-	-	-	-	
					T	-	-	-	-	-	-	
				Design	F	-	-	-	-	-	-	
					TC	-	-	-	-	-	-	
					S	-	-	-	-	-	-	
					T	-	-	-	-	-	-	
				ROW	F	-	-	-	-	-	-	
					TC	-	-	-	-	-	-	
					S	-	-	-	-	-	-	
					T	-	-	-	-	-	-	
Construction	F	-	-	31,808,035.90	-	-	-					
	TC	-	-	4,262,561.10	-	-	-					
	S	-	-	-	-	-	-					
	T	-	-	36,070,597	-	-	-					
Total Estimated Project Cost						-	36,070,597	-	-	-	36,070,597	Please see Appendix C for pavement project details

*Fund Reconciliation for each project can be found on pages FHWA-3 thru FHWA-6
 **Retroactive TC will be use for projects currently under construction..

GOVERNMENT OF PUERTO RICO
 PUERTO RICO DEPARTMENT OF TRANSPORTATION AND PUBLIC WORKS
 PUERTO RICO HIGHWAY AND TRANSPORTATION AUTHORITY
 STATEWIDE TRANSPORTATION IMPROVEMENT PROGRAM
 FISCAL YEARS 2019-2022 - AMENDMENT #1
 ADMINISTRATIVE MODIFICATION #1

Legend:
 F - Federal Funds
 TC - Toll Credits Funds
 S - State/Local Funds
 T - Total Funds

Núm.	AC-Code / Oracle # / Fed # / Program Code	Description	Town	Phase	Fed. Past Obligations / Locally Funded	2019				2020				2021				2022				Future Investment	Total Est. Cost	Remarks		
						F	TC	S	T	F	TC	S	T	F	TC	S	T	F	TC	S	T					
21	AC-800556 ZP-10, ZP-20, ZP-30 ZP-53	Pavement Rehabilitation and Reconstruction of Roads (2021) Includes Pavement Set Aside Penalty	Islandwide	NEPA	F	-	-	-	-	-	-	-	-	-	-	-	-	-	-	-	-	-	-	-		
					TC	-	-	-	-	-	-	-	-	-	-	-	-	-	-	-	-	-	-	-	-	-
					S	-	-	-	-	-	-	-	-	-	-	-	-	-	-	-	-	-	-	-	-	-
				T	-	-	-	-	-	-	-	-	-	-	-	-	-	-	-	-	-	-	-	-	-	-
				Pre-Engineering	F	-	-	-	-	-	-	-	-	-	-	-	-	-	-	-	-	-	-	-	-	-
					TC	-	-	-	-	-	-	-	-	-	-	-	-	-	-	-	-	-	-	-	-	-
					S	-	-	-	-	-	-	-	-	-	-	-	-	-	-	-	-	-	-	-	-	-
				T	-	-	-	-	-	-	-	-	-	-	-	-	-	-	-	-	-	-	-	-	-	-
				Design	F	-	-	-	-	-	-	-	-	-	-	-	-	-	-	-	-	-	-	-	-	-
					TC	-	-	-	-	-	-	-	-	-	-	-	-	-	-	-	-	-	-	-	-	-
					S	-	-	-	-	-	-	-	-	-	-	-	-	-	-	-	-	-	-	-	-	-
				T	-	-	-	-	-	-	-	-	-	-	-	-	-	-	-	-	-	-	-	-	-	-
				ROW	F	-	-	-	-	-	-	-	-	-	-	-	-	-	-	-	-	-	-	-	-	-
					TC	-	-	-	-	-	-	-	-	-	-	-	-	-	-	-	-	-	-	-	-	-
					S	-	-	-	-	-	-	-	-	-	-	-	-	-	-	-	-	-	-	-	-	-
T	-	-	-	-	-	-	-	-	-	-	-	-	-	-	-	-	-	-	-	-	-	-				
Construction	F	-	-	-	-	-	-	-	-	-	-	-	-	-	-	-	-	-	-	-	-	-				
	TC	-	-	-	-	-	-	-	-	-	-	-	-	-	-	-	-	-	-	-	-	-				
	S	-	-	-	-	-	-	-	-	-	-	-	-	-	-	-	-	-	-	-	-	-				
T	-	-	-	-	-	-	-	-	-	-	-	-	-	-	-	-	-	-	-	-	-	-				
Total Estimated Project Cost						-	-	-	-	-	-	-	-	-	-	-	-	-	-	-	-	-	-			
						-	-	-	-	-	-	-	-	-	-	-	-	-	-	-	-	-	-	-		
22	AC-800557 ZP-10, ZP-20, ZP-30 ZP-53	Pavement Rehabilitation and Reconstruction of Roads (2022) Includes Pavement Set Aside Penalty	Islandwide	NEPA	F	-	-	-	-	-	-	-	-	-	-	-	-	-	-	-	-	-	-			
					TC	-	-	-	-	-	-	-	-	-	-	-	-	-	-	-	-	-	-	-	-	
					S	-	-	-	-	-	-	-	-	-	-	-	-	-	-	-	-	-	-	-	-	-
				T	-	-	-	-	-	-	-	-	-	-	-	-	-	-	-	-	-	-	-	-	-	-
				Pre-Engineering	F	-	-	-	-	-	-	-	-	-	-	-	-	-	-	-	-	-	-	-	-	-
					TC	-	-	-	-	-	-	-	-	-	-	-	-	-	-	-	-	-	-	-	-	-
					S	-	-	-	-	-	-	-	-	-	-	-	-	-	-	-	-	-	-	-	-	-
				T	-	-	-	-	-	-	-	-	-	-	-	-	-	-	-	-	-	-	-	-	-	-
				Design	F	-	-	-	-	-	-	-	-	-	-	-	-	-	-	-	-	-	-	-	-	-
					TC	-	-	-	-	-	-	-	-	-	-	-	-	-	-	-	-	-	-	-	-	-
					S	-	-	-	-	-	-	-	-	-	-	-	-	-	-	-	-	-	-	-	-	-
				T	-	-	-	-	-	-	-	-	-	-	-	-	-	-	-	-	-	-	-	-	-	-
				ROW	F	-	-	-	-	-	-	-	-	-	-	-	-	-	-	-	-	-	-	-	-	-
					TC	-	-	-	-	-	-	-	-	-	-	-	-	-	-	-	-	-	-	-	-	-
					S	-	-	-	-	-	-	-	-	-	-	-	-	-	-	-	-	-	-	-	-	-
T	-	-	-	-	-	-	-	-	-	-	-	-	-	-	-	-	-	-	-	-	-	-				
Construction	F	-	-	-	-	-	-	-	-	-	-	-	-	-	-	-	-	-	-	-	-	-				
	TC	-	-	-	-	-	-	-	-	-	-	-	-	-	-	-	-	-	-	-	-	-				
	S	-	-	-	-	-	-	-	-	-	-	-	-	-	-	-	-	-	-	-	-	-				
T	-	-	-	-	-	-	-	-	-	-	-	-	-	-	-	-	-	-	-	-	-	-				
Total Estimated Project Cost						-	-	-	-	-	-	-	-	-	-	-	-	-	-	-	-	-	-	-		
						-	-	-	-	-	-	-	-	-	-	-	-	-	-	-	-	-	-	-	-	
						-	-	-	-	-	-	-	-	-	-	-	-	-	-	-	-	-	-	-	-	
Total Estimated Project Cost						-	-	-	-	-	-	-	-	-	-	-	-	-	-	-	-	-	-	-	-	
						-	-	-	-	-	-	-	-	-	-	-	-	-	-	-	-	-	-	-	-	

*Fund Reconciliation for each project can be found on pages FHWA-3 thru FHWA-6
 **Retroactive TC will be use for projects currently under construction..

GOVERNMENT OF PUERTO RICO
 PUERTO RICO DEPARTMENT OF TRANSPORTATION AND PUBLIC WORKS
 PUERTO RICO HIGHWAY AND TRANSPORTATION AUTHORITY
 STATEWIDE TRANSPORTATION IMPROVEMENT PROGRAM
 FISCAL YEARS 2019-2022 - AMENDMENT #1
 ADMINISTRATIVE MODIFICATION #1

Legend:
 F - Federal Funds
 TC - Toll Credits Funds
 S - State/Local Funds
 T - Total Funds

Núm.	AC-Code / Oracle # / Fed # / Program Code	Description	Town	Phase	Fed. Past Obligations / Locally Funded					Future Investment	Total Est. Cost	Remarks	
						2019	2020	2021	2022				
23	AC-900132 L0090000132 ZP-10	SPR-56 - State Planning and Research Program (2019)	Islandwide	NEPA	F	-	-	-	-	-	-	-	
					TC	-	-	-	-	-	-		
					S	-	-	-	-	-	-		
					T	-	-	-	-	-	-		
				Planning	F	-	4,800,000	-	-	-	-	-	4,800,000
					TC	-	1,200,000	-	-	-	-	-	1,200,000
					S	-	-	-	-	-	-	-	-
					T	-	6,000,000	-	-	-	-	-	6,000,000
				Design	F	-	-	-	-	-	-	-	-
					TC	-	-	-	-	-	-	-	-
					S	-	-	-	-	-	-	-	-
					T	-	-	-	-	-	-	-	-
				ROW	F	-	-	-	-	-	-	-	-
					TC	-	-	-	-	-	-	-	-
					S	-	-	-	-	-	-	-	-
					T	-	-	-	-	-	-	-	-
Construction	F	-	-	-	-	-	-	-	-				
	TC	-	-	-	-	-	-	-	-				
	S	-	-	-	-	-	-	-	-				
	T	-	-	-	-	-	-	-	-				
Total Estimated Project Cost						-	6,000,000	-	-	-	6,000,000		
24	AC-900134 L0090000134 ZP-10	SPR-57 - State Planning and Research Program (2020)	Islandwide	NEPA	F	-	-	-	-	-	-	-	
					TC	-	-	-	-	-	-		
					S	-	-	-	-	-	-		
					T	-	-	-	-	-	-		
				Planning	F	-	-	4,800,000	-	-	-	-	4,800,000
					TC	-	-	1,200,000	-	-	-	-	1,200,000
					S	-	-	-	-	-	-	-	-
					T	-	-	6,000,000	-	-	-	-	6,000,000
				Design	F	-	-	-	-	-	-	-	-
					TC	-	-	-	-	-	-	-	-
					S	-	-	-	-	-	-	-	-
					T	-	-	-	-	-	-	-	-
				ROW	F	-	-	-	-	-	-	-	-
					TC	-	-	-	-	-	-	-	-
					S	-	-	-	-	-	-	-	-
					T	-	-	-	-	-	-	-	-
Construction	F	-	-	-	-	-	-	-	-				
	TC	-	-	-	-	-	-	-	-				
	S	-	-	-	-	-	-	-	-				
	T	-	-	-	-	-	-	-	-				
Total Estimated Project Cost						-	6,000,000	-	-	-	6,000,000		

*Fund Reconciliation for each project can be found on pages FHWA-3 thru FHWA-6
 **Retroactive TC will be use for projects currently under construction..

GOVERNMENT OF PUERTO RICO
 PUERTO RICO DEPARTMENT OF TRANSPORTATION AND PUBLIC WORKS
 PUERTO RICO HIGHWAY AND TRANSPORTATION AUTHORITY
 STATEWIDE TRANSPORTATION IMPROVEMENT PROGRAM
 FISCAL YEARS 2019-2022 - AMENDMENT #1
 ADMINISTRATIVE MODIFICATION #1

Legend:
 F - Federal Funds
 TC - Toll Credits Funds
 S - State/Local Funds
 T - Total Funds

Núm.	AC-Code / Oracle # / Fed # / Program Code	Description	Town	Phase	Fed. Past Obligations / Locally Funded	2019				2020				2021				2022				Future Investment	Total Est. Cost	Remarks				
						2019				2020				2021				2022										
25	AC-900139 ZP-10	SPR-58 - State Planning and Research Program (2021)	Islandwide	NEPA	F	-	-	-	-	-	-	-	-	-	-	-	-	-	-	-	-	-	-					
					TC	-	-	-	-	-	-	-	-	-	-	-	-	-	-	-	-	-	-					
					S	-	-	-	-	-	-	-	-	-	-	-	-	-	-	-	-	-	-					
				T	-	-	-	-	-	-	-	-	-	-	-	-	-	-	-	-	-	-						
				Planning	F	-	-	-	-	-	-	-	-	3,200,000	-	-	-	-	-	-	-	-	-	-	-	3,200,000	-	
					TC	-	-	-	-	-	-	-	-	800,000	-	-	-	-	-	-	-	-	-	-	-	800,000	-	
					S	-	-	-	-	-	-	-	-	-	-	-	-	-	-	-	-	-	-	-	-	-	-	
				T	-	-	-	-	-	-	-	-	4,000,000	-	-	-	-	-	-	-	-	-	-	-	4,000,000	-		
				Design	F	-	-	-	-	-	-	-	-	-	-	-	-	-	-	-	-	-	-	-	-	-	-	
					TC	-	-	-	-	-	-	-	-	-	-	-	-	-	-	-	-	-	-	-	-	-	-	
					S	-	-	-	-	-	-	-	-	-	-	-	-	-	-	-	-	-	-	-	-	-	-	
				T	-	-	-	-	-	-	-	-	-	-	-	-	-	-	-	-	-	-	-	-	-	-		
				ROW	F	-	-	-	-	-	-	-	-	-	-	-	-	-	-	-	-	-	-	-	-	-	-	
					TC	-	-	-	-	-	-	-	-	-	-	-	-	-	-	-	-	-	-	-	-	-	-	
					S	-	-	-	-	-	-	-	-	-	-	-	-	-	-	-	-	-	-	-	-	-	-	
T	-	-	-	-	-	-	-	-	-	-	-	-	-	-	-	-	-	-	-	-	-	-						
Construction	F	-	-	-	-	-	-	-	-	-	-	-	-	-	-	-	-	-	-	-	-	-	-					
	TC	-	-	-	-	-	-	-	-	-	-	-	-	-	-	-	-	-	-	-	-	-	-					
	S	-	-	-	-	-	-	-	-	-	-	-	-	-	-	-	-	-	-	-	-	-	-					
T	-	-	-	-	-	-	-	-	-	-	-	-	-	-	-	-	-	-	-	-	-	-						
Total Estimated Project Cost						-	-	-	-	4,000,000	-	-	-	-	-	-	-	-	-	-	-	4,000,000	-					
26	AC-900140 ZP-10	SPR-59 - State Planning and Research Program (2022)	Islandwide	NEPA	F	-	-	-	-	-	-	-	-	-	-	-	-	-	-	-	-	-	-					
					TC	-	-	-	-	-	-	-	-	-	-	-	-	-	-	-	-	-	-					
					S	-	-	-	-	-	-	-	-	-	-	-	-	-	-	-	-	-	-					
				T	-	-	-	-	-	-	-	-	-	-	-	-	-	-	-	-	-	-						
				Planning	F	-	-	-	-	-	-	-	-	-	-	-	-	4,800,000	-	-	-	-	-	-	-	4,800,000	-	
					TC	-	-	-	-	-	-	-	-	-	-	-	-	1,200,000	-	-	-	-	-	-	-	1,200,000	-	
					S	-	-	-	-	-	-	-	-	-	-	-	-	-	-	-	-	-	-	-	-	-	-	
				T	-	-	-	-	-	-	-	-	-	-	-	-	6,000,000	-	-	-	-	-	-	-	6,000,000	-		
				Design	F	-	-	-	-	-	-	-	-	-	-	-	-	-	-	-	-	-	-	-	-	-	-	
					TC	-	-	-	-	-	-	-	-	-	-	-	-	-	-	-	-	-	-	-	-	-	-	
					S	-	-	-	-	-	-	-	-	-	-	-	-	-	-	-	-	-	-	-	-	-	-	
				T	-	-	-	-	-	-	-	-	-	-	-	-	-	-	-	-	-	-	-	-	-	-		
				ROW	F	-	-	-	-	-	-	-	-	-	-	-	-	-	-	-	-	-	-	-	-	-	-	
					TC	-	-	-	-	-	-	-	-	-	-	-	-	-	-	-	-	-	-	-	-	-	-	
					S	-	-	-	-	-	-	-	-	-	-	-	-	-	-	-	-	-	-	-	-	-	-	
T	-	-	-	-	-	-	-	-	-	-	-	-	-	-	-	-	-	-	-	-	-	-						
Construction	F	-	-	-	-	-	-	-	-	-	-	-	-	-	-	-	-	-	-	-	-	-	-					
	TC	-	-	-	-	-	-	-	-	-	-	-	-	-	-	-	-	-	-	-	-	-	-					
	S	-	-	-	-	-	-	-	-	-	-	-	-	-	-	-	-	-	-	-	-	-	-					
T	-	-	-	-	-	-	-	-	-	-	-	-	-	-	-	-	-	-	-	-	-	-						
Total Estimated Project Cost						-	-	-	-	-	-	-	-	6,000,000	-	-	-	-	-	-	-	6,000,000	-					

*Fund Reconciliation for each project can be found on pages FHWA-3 thru FHWA-6
 **Retroactive TC will be use for projects currently under construction..

GOVERNMENT OF PUERTO RICO
 PUERTO RICO DEPARTMENT OF TRANSPORTATION AND PUBLIC WORKS
 PUERTO RICO HIGHWAY AND TRANSPORTATION AUTHORITY
 STATEWIDE TRANSPORTATION IMPROVEMENT PROGRAM
 FISCAL YEARS 2019-2022 - AMENDMENT #1
 ADMINISTRATIVE MODIFICATION #1

Legend:
 F - Federal Funds
 TC - Toll Credits Funds
 S - State/Local Funds
 T - Total Funds

Núm.	AC-Code / Oracle # / Fed # / Program Code	Description	Town	Phase	Fed. Past Obligations / Locally Funded	Fiscal Year				Future Investment	Total Est. Cost	Remarks			
						2019	2020	2021	2022						
27	AC-900133 ZP-10, ZP-20, ZP-30	Rehabilitation, Replacement and Critical Bridges (2019)	Islandwide	NEPA	F	-	-	-	-	-	-	-	Change in Project Name. Bridge Critical Findings Project Line has been integrated with The Rehabilitation and Replacement of Bridges.		
					TC	-	-	-	-	-	-				
					S	-	-	-	-	-	-				
					T	-	-	-	-	-	-				
				Pre-Engineering	F	-	-	-	-	-	-	-		-	-
					TC	-	-	-	-	-	-	-		-	-
					S	-	-	-	-	-	-	-		-	-
					T	-	-	-	-	-	-	-		-	-
				Design	F	-	-	-	-	-	-	-		-	-
					TC	-	-	-	-	-	-	-		-	-
					S	-	-	-	-	-	-	-		-	-
					T	-	-	-	-	-	-	-		-	-
				ROW	F	-	-	-	-	-	-	-		-	-
					TC	-	-	-	-	-	-	-		-	-
S	-	-	-		-	-	-	-	-	-					
T	-	-	-		-	-	-	-	-	-					
Construction	F	-	7,806,991	-	-	-	-	-	-	7,806,991	Project Obligated in FY 2019. See Appendix A for Project List				
	TC	-	1,951,748	-	-	-	-	-	-	1,951,748					
	S	-	240,900	-	-	-	-	-	-	240,900					
	T	-	9,999,639	-	-	-	-	-	-	9,999,639					
Total Estimated Project Cost						-	9,999,639	-	-	-	-	9,999,639			
28	AC-900135 ZP-10, ZP-20, ZP-30	Rehabilitation, Replacement and Critical Bridges (2020)	Islandwide	NEPA	F	-	-	-	-	-	-	-	Change in Project Name. Bridge Critical Findings Project Line has been integrated with The Rehabilitation and Replacement of Bridges.		
					TC	-	-	-	-	-	-				
					S	-	-	-	-	-	-				
					T	-	-	-	-	-	-				
				Pre-Engineering	F	-	-	-	-	-	-	-		-	-
					TC	-	-	-	-	-	-	-		-	-
					S	-	-	-	-	-	-	-		-	-
					T	-	-	-	-	-	-	-		-	-
				Design	F	-	-	-	-	-	-	-		-	-
					TC	-	-	-	-	-	-	-		-	-
					S	-	-	-	-	-	-	-		-	-
					T	-	-	-	-	-	-	-		-	-
				ROW	F	-	-	800,000	-	-	-	-		-	800,000
					TC	-	-	200,000	-	-	-	-		-	200,000
S	-	-	-		-	-	-	-	-	-					
T	-	-	1,000,000		-	-	-	-	-	1,000,000					
Construction	F	-	-	13,040,000	-	-	-	-	-	13,040,000	See Appendix A for Project List				
	TC	-	-	3,260,000	-	-	-	-	-	3,260,000					
	S	-	-	-	-	-	-	-	-	-					
	T	-	-	16,300,000	-	-	-	-	-	16,300,000					
Total Estimated Project Cost						-	-	17,300,000	-	-	-	17,300,000			

*Fund Reconciliation for each project can be found on pages FHWA-3 thru FHWA-6
 **Retroactive TC will be use for projects currently under construction..

GOVERNMENT OF PUERTO RICO
 PUERTO RICO DEPARTMENT OF TRANSPORTATION AND PUBLIC WORKS
 PUERTO RICO HIGHWAY AND TRANSPORTATION AUTHORITY
 STATEWIDE TRANSPORTATION IMPROVEMENT PROGRAM
 FISCAL YEARS 2019-2022 - AMENDMENT #1
 ADMINISTRATIVE MODIFICATION #1

Legend:
 F - Federal Funds
 TC - Toll Credits Funds
 S - State/Local Funds
 T - Total Funds

Núm.	AC-Code / Oracle # / Fed # / Program Code	Description	Town	Phase	Fed. Past Obligations / Locally Funded	2019				2020				2021				2022				Future Investment	Total Est. Cost	Remarks		
						F	TC	S	T	F	TC	S	T	F	TC	S	T	F	TC	S	T					
29	AC-900137 ZP-10, ZP-20, ZP-30	Rehabilitation, Replacement and Critical Bridges (2021)	Islandwide	NEPA	F	-	-	-	-	-	-	-	-	-	-	-	-	-	-	-	-	-	-	-		
					TC	-	-	-	-	-	-	-	-	-	-	-	-	-	-	-	-	-	-	-	-	-
					S	-	-	-	-	-	-	-	-	-	-	-	-	-	-	-	-	-	-	-	-	-
				T	-	-	-	-	-	-	-	-	-	-	-	-	-	-	-	-	-	-	-	-	-	
				Pre-Engineering	F	-	-	-	-	-	-	-	-	-	-	-	-	-	-	-	-	-	-	-	-	-
					TC	-	-	-	-	-	-	-	-	-	-	-	-	-	-	-	-	-	-	-	-	-
					S	-	-	-	-	-	-	-	-	-	-	-	-	-	-	-	-	-	-	-	-	-
				T	-	-	-	-	-	-	-	-	-	-	-	-	-	-	-	-	-	-	-	-	-	-
				Design	F	-	-	-	-	-	-	-	-	-	-	-	-	-	-	-	-	-	-	-	-	-
					TC	-	-	-	-	-	-	-	-	-	-	-	-	-	-	-	-	-	-	-	-	-
					S	-	-	-	-	-	-	-	-	-	-	-	-	-	-	-	-	-	-	-	-	-
				T	-	-	-	-	-	-	-	-	-	-	-	-	-	-	-	-	-	-	-	-	-	-
				ROW	F	-	-	-	-	-	-	-	-	-	456,000	-	-	-	-	-	-	-	-	-	456,000	-
					TC	-	-	-	-	-	-	-	-	-	114,000	-	-	-	-	-	-	-	-	-	114,000	-
S	-	-	-		-	-	-	-	-	-	-	-	-	-	-	-	-	-	-	-	-	-				
T	-	-	-	-	-	-	-	-	-	-	570,000	-	-	-	-	-	-	-	-	-	570,000	-				
Construction	F	-	-	-	-	-	-	-	-	-	6,984,000	-	-	-	-	-	-	-	-	-	6,984,000	-				
	TC	-	-	-	-	-	-	-	-	-	1,746,000	-	-	-	-	-	-	-	-	-	1,776,000	-				
	S	-	-	-	-	-	-	-	-	-	-	-	-	-	-	-	-	-	-	-	-	-				
T	-	-	-	-	-	-	-	-	-	-	8,730,000	-	-	-	-	-	-	-	-	-	8,730,000	-				
Total Estimated Project Cost						-	-	-	-	-	9,300,000	-	-	-	-	-	-	-	-	-	-	9,300,000	-			
30	AC-900138 ZP-10, ZP-20, ZP-30	Rehabilitation, Replacement and Critical Bridges (2022)	Islandwide	NEPA	F	-	-	-	-	-	-	-	-	-	-	-	-	-	-	-	-	-	-			
					TC	-	-	-	-	-	-	-	-	-	-	-	-	-	-	-	-	-	-	-	-	
					S	-	-	-	-	-	-	-	-	-	-	-	-	-	-	-	-	-	-	-	-	-
				T	-	-	-	-	-	-	-	-	-	-	-	-	-	-	-	-	-	-	-	-	-	-
				Pre-Engineering	F	-	-	-	-	-	-	-	-	-	-	-	-	-	-	-	-	-	-	-	-	-
					TC	-	-	-	-	-	-	-	-	-	-	-	-	-	-	-	-	-	-	-	-	-
					S	-	-	-	-	-	-	-	-	-	-	-	-	-	-	-	-	-	-	-	-	-
				T	-	-	-	-	-	-	-	-	-	-	-	-	-	-	-	-	-	-	-	-	-	-
				Design	F	-	-	-	-	-	-	-	-	-	-	-	-	-	-	-	-	-	-	-	-	-
					TC	-	-	-	-	-	-	-	-	-	-	-	-	-	-	-	-	-	-	-	-	-
					S	-	-	-	-	-	-	-	-	-	-	-	-	-	-	-	-	-	-	-	-	-
				T	-	-	-	-	-	-	-	-	-	-	-	-	-	-	-	-	-	-	-	-	-	-
				ROW	F	-	-	-	-	-	-	-	-	-	-	-	15,200	-	-	-	-	-	-	-	15,200	-
					TC	-	-	-	-	-	-	-	-	-	-	-	3,800	-	-	-	-	-	-	-	3,800	-
S	-	-	-		-	-	-	-	-	-	-	-	1,000	-	-	-	-	-	-	-	1,000	-				
T	-	-	-	-	-	-	-	-	-	-	-	20,000	-	-	-	-	-	-	-	20,000	-	-				
Construction	F	-	-	-	-	-	-	-	-	-	-	-	13,824,000	-	-	-	-	-	-	-	13,824,000	-				
	TC	-	-	-	-	-	-	-	-	-	-	-	3,456,000	-	-	-	-	-	-	-	3,456,000	-				
	S	-	-	-	-	-	-	-	-	-	-	-	-	-	-	-	-	-	-	-	-	-				
T	-	-	-	-	-	-	-	-	-	-	-	17,280,000	-	-	-	-	-	-	-	-	17,280,000	-				
Total Estimated Project Cost						-	-	-	-	-	-	-	17,300,000	-	-	-	-	-	-	-	-	-	17,300,000	-		

*Fund Reconciliation for each project can be found on pages FHWA-3 thru FHWA-6
 **Retroactive TC will be use for projects currently under construction..

GOVERNMENT OF PUERTO RICO
 PUERTO RICO DEPARTMENT OF TRANSPORTATION AND PUBLIC WORKS
 PUERTO RICO HIGHWAY AND TRANSPORTATION AUTHORITY
 STATEWIDE TRANSPORTATION IMPROVEMENT PROGRAM
 FISCAL YEARS 2019-2022 -AMENDMENT #1
 ADMINISTRATIVE MODIFICATION #1

Legend:
 F - Federal Funds
 TC - Toll Credits Funds
 S - State/Local Funds
 T - Total Funds

Núm.	AC-Code / Oracle # / Fed # / Program Code	Description	Town	Phase	Fed. Past Obligations / Locally Funded	2019	2020	2021	2022	Future Investment	Total Est. Cost	Remarks
31	AC-800513 ZP-10, ZP-20, ZP-30	Systematic Bridges Preservation Program (2019)	Islandwide	NEPA	F	-	-	-	-	-	-	-
					TC	-	-	-	-	-	-	
					S	-	-	-	-	-	-	
					T							
				Pre-Engineering	F	-	-	-	-	-	-	
					TC	-	-	-	-	-	-	
					S	-	-	-	-	-	-	
					T							
				Design	F	-	-	-	-	-	-	
					TC	-	-	-	-	-	-	
					S	-	-	-	-	-	-	
					T							
				ROW	F	-	-	-	-	-	-	
					TC	-	-	-	-	-	-	
					S	-	-	-	-	-	-	
					T							
Construction	F	-	5,427,921	-	-	-	-					
	TC	-	1,356,980	-	-	-	-					
	S	-	-	-	-	-	-					
	T		6,784,901									
						6,784,901	-	-	-	6,784,901	Project Obligated in FY 2019 Please See Appendix A for Project List	
32	AC-800517 ZP-10, ZP-20, ZP-30	Systematic Bridges Preservation Program (2020)	Islandwide	NEPA	F	-	-	-	-	-	-	-
					TC	-	-	-	-	-	-	
					S	-	-	-	-	-	-	
					T							
				Pre-Engineering	F	-	-	-	-	-	-	
					TC	-	-	-	-	-	-	
					S	-	-	-	-	-	-	
					T							
				Design	F	-	-	-	-	-	-	
					TC	-	-	-	-	-	-	
					S	-	-	-	-	-	-	
					T							
				ROW	F	-	-	-	-	-	-	
					TC	-	-	-	-	-	-	
					S	-	-	-	-	-	-	
					T							
Construction	F	-	-	-	-	-	-					
	TC	-	-	-	-	-	-					
	S	-	-	-	-	-	-					
	T											
											Please See Appendix A for Project List	

*Fund Reconciliation for each project can be found on pages FHWA-3 thru FHWA-6
 **Retroactive TC will be use for projects currently under construction..

GOVERNMENT OF PUERTO RICO
 PUERTO RICO DEPARTMENT OF TRANSPORTATION AND PUBLIC WORKS
 PUERTO RICO HIGHWAY AND TRANSPORTATION AUTHORITY
 STATEWIDE TRANSPORTATION IMPROVEMENT PROGRAM
 FISCAL YEARS 2019-2022 -AMENDMENT #1
 ADMINISTRATIVE MODIFICATION #1

Legend:
 F - Federal Funds
 TC - Toll Credits Funds
 S - State/Local Funds
 T - Total Funds

Núm.	AC-Code / Oracle # / Fed # / Program Code	Description	Town	Phase	Fed. Past Obligations / Locally Funded	Fiscal Year				Future Investment	Total Est. Cost	Remarks	
						2019	2020	2021	2022				
33	AC-800552 ZP-10, ZP-20, ZP-30	Systematic Bridges Preservation Program (2021)	Islandwide	NEPA	F	-	-	-	-	-	-	-	
					TC	-	-	-	-	-	-	-	
					S	-	-	-	-	-	-	-	
				T	-	-	-	-	-	-	-		
				Pre-Engineering	F	-	-	-	-	-	-	-	-
					TC	-	-	-	-	-	-	-	-
					S	-	-	-	-	-	-	-	-
				T	-	-	-	-	-	-	-	-	
				Design	F	-	-	-	-	-	-	-	-
					TC	-	-	-	-	-	-	-	-
					S	-	-	-	-	-	-	-	-
				T	-	-	-	-	-	-	-	-	
				ROW	F	-	-	-	-	-	-	-	-
					TC	-	-	-	-	-	-	-	-
					S	-	-	-	-	-	-	-	-
T	-	-	-	-	-	-	-	-					
Construction	F	-	-	-	6,400,000	-	-	-	6,400,000	Please See Appendix A for Project List			
	TC	-	-	-	1,600,000	-	-	-	1,600,000				
	S	-	-	-	-	-	-	-	-				
T	-	-	-	-	8,000,000	-	-	-	8,000,000				
						-	-	-	8,000,000	-	8,000,000		
34	AC-800553 ZP-10, ZP-20, ZP-30	Systematic Bridges Preservation Program (2022)	Islandwide	NEPA	F	-	-	-	-	-	-	-	
					TC	-	-	-	-	-	-	-	
					S	-	-	-	-	-	-	-	
				T	-	-	-	-	-	-	-		
				Pre-Engineering	F	-	-	-	-	-	-	-	-
					TC	-	-	-	-	-	-	-	-
					S	-	-	-	-	-	-	-	-
				T	-	-	-	-	-	-	-	-	
				Design	F	-	-	-	-	-	-	-	-
					TC	-	-	-	-	-	-	-	-
					S	-	-	-	-	-	-	-	-
				T	-	-	-	-	-	-	-	-	
				ROW	F	-	-	-	-	-	-	-	-
					TC	-	-	-	-	-	-	-	-
					S	-	-	-	-	-	-	-	-
T	-	-	-	-	-	-	-	-					
Construction	F	-	-	-	-	-	-	-	-	Please See Appendix A for Project List			
	TC	-	-	-	-	-	-	-	-				
	S	-	-	-	-	-	-	-	-				
T	-	-	-	-	-	-	-	-	-				
						-	-	-	-	-	-		

*Fund Reconciliation for each project can be found on pages FHWA-3 thru FHWA-6
 **Retroactive TC will be use for projects currently under construction..

GOVERNMENT OF PUERTO RICO
 PUERTO RICO DEPARTMENT OF TRANSPORTATION AND PUBLIC WORKS
 PUERTO RICO HIGHWAY AND TRANSPORTATION AUTHORITY
 STATEWIDE TRANSPORTATION IMPROVEMENT PROGRAM
 FISCAL YEARS 2019-2022 - AMENDMENT #1
 ADMINISTRATIVE MODIFICATION #1

Legend:
 F - Federal Funds
 TC - Toll Credits Funds
 S - State/Local Funds
 T - Total Funds

Núm.	AC-Code / Oracle # / Fed # / Program Code	Description	Town	Phase	Fed. Past Obligations / Locally Funded	2019				2020				2021				2022				Future Investment	Total Est. Cost	Remarks
						2019				2020				2021				2022						
37	AC-992482	Bridge Inventory System NBIS 37	Islandwide	NEPA	F	-	-	-	-	-	-	-	-	-	-	-	-	-	-	-	-	-	-	
					TC	-	-	-	-	-	-	-	-	-	-	-	-	-	-	-	-	-	-	
					S	-	-	-	-	-	-	-	-	-	-	-	-	-	-	-	-	-	-	
				T	-	-	-	-	-	-	-	-	-	-	-	-	-	-	-	-	-	-		
				Pre-Engineering	F	-	-	-	-	-	-	-	-	-	-	-	-	-	-	-	-	-	-	
					TC	-	-	-	-	-	-	-	-	-	-	-	-	-	-	-	-	-	-	
					S	-	-	-	-	-	-	-	-	-	-	-	-	-	-	-	-	-	-	
				T	-	-	-	-	-	-	-	-	-	-	-	-	-	-	-	-	-	-		
				Design	F	-	-	-	-	-	-	-	-	-	-	1,200,000	-	-	-	-	-	-	-	1,200,000
					TC	-	-	-	-	-	-	-	-	-	-	300,000	-	-	-	-	-	-	-	300,000
					S	-	-	-	-	-	-	-	-	-	-	-	-	-	-	-	-	-	-	-
				T	-	-	-	-	-	-	-	-	-	-	1,500,000	-	-	-	-	-	-	-	1,500,000	
				ROW	F	-	-	-	-	-	-	-	-	-	-	-	-	-	-	-	-	-	-	-
					TC	-	-	-	-	-	-	-	-	-	-	-	-	-	-	-	-	-	-	-
S	-	-	-		-	-	-	-	-	-	-	-	-	-	-	-	-	-	-	-				
T	-	-	-	-	-	-	-	-	-	-	-	-	-	-	-	-	-	-	-					
Construction	F	-	-	-	-	-	-	-	-	-	-	-	-	-	-	-	-	-	-	-				
	TC	-	-	-	-	-	-	-	-	-	-	-	-	-	-	-	-	-	-	-				
	S	-	-	-	-	-	-	-	-	-	-	-	-	-	-	-	-	-	-	-				
T	-	-	-	-	-	-	-	-	-	-	-	-	-	-	-	-	-	-	-					
Total Estimated Project Cost						-	-	-	-	-	-	1,500,000	-	-	-	-	-	-	-	1,500,000				
38	AC-992483	Bridge Inventory System NBIS 38	Islandwide	NEPA	F	-	-	-	-	-	-	-	-	-	-	-	-	-	-	-	-	-	-	
					TC	-	-	-	-	-	-	-	-	-	-	-	-	-	-	-	-	-	-	
					S	-	-	-	-	-	-	-	-	-	-	-	-	-	-	-	-	-	-	
				T	-	-	-	-	-	-	-	-	-	-	-	-	-	-	-	-	-	-		
				Pre-Engineering	F	-	-	-	-	-	-	-	-	-	-	-	-	-	-	-	-	-	-	-
					TC	-	-	-	-	-	-	-	-	-	-	-	-	-	-	-	-	-	-	-
					S	-	-	-	-	-	-	-	-	-	-	-	-	-	-	-	-	-	-	-
				T	-	-	-	-	-	-	-	-	-	-	-	-	-	-	-	-	-	-	-	
				Design	F	-	-	-	-	-	-	-	-	-	-	-	1,200,000	-	-	-	-	-	-	1,200,000
					TC	-	-	-	-	-	-	-	-	-	-	-	300,000	-	-	-	-	-	-	300,000
					S	-	-	-	-	-	-	-	-	-	-	-	-	-	-	-	-	-	-	-
				T	-	-	-	-	-	-	-	-	-	-	-	1,500,000	-	-	-	-	-	-	1,500,000	
				ROW	F	-	-	-	-	-	-	-	-	-	-	-	-	-	-	-	-	-	-	-
					TC	-	-	-	-	-	-	-	-	-	-	-	-	-	-	-	-	-	-	-
S	-	-	-		-	-	-	-	-	-	-	-	-	-	-	-	-	-	-	-				
T	-	-	-	-	-	-	-	-	-	-	-	-	-	-	-	-	-	-	-					
Construction	F	-	-	-	-	-	-	-	-	-	-	-	-	-	-	-	-	-	-	-				
	TC	-	-	-	-	-	-	-	-	-	-	-	-	-	-	-	-	-	-	-				
	S	-	-	-	-	-	-	-	-	-	-	-	-	-	-	-	-	-	-	-				
T	-	-	-	-	-	-	-	-	-	-	-	-	-	-	-	-	-	-	-					
Total Estimated Project Cost						-	-	-	-	-	-	-	1,500,000	-	-	-	-	-	-	1,500,000				

*Fund Reconciliation for each project can be found on pages FHWA-3 thru FHWA-6
 **Retroactive TC will be use for projects currently under construction..

GOVERNMENT OF PUERTO RICO
 PUERTO RICO DEPARTMENT OF TRANSPORTATION AND PUBLIC WORKS
 PUERTO RICO HIGHWAY AND TRANSPORTATION AUTHORITY
 STATEWIDE TRANSPORTATION IMPROVEMENT PROGRAM
 FISCAL YEARS 2019-2022 - AMENDMENT #1
 ADMINISTRATIVE MODIFICATION #1

Legend:
 F - Federal Funds
 TC - Toll Credits Funds
 S - State/Local Funds
 T - Total Funds

Núm.	AC-Code / Oracle # / Fed # / Program Code	Description	Town	Phase	Fed. Past Obligations / Locally Funded	2019	2020	2021	2022	Future Investment	Total Est. Cost	Remarks
39	AC-990153 L009900153 ZP-10, ZP-20, ZP-30	Intelligent Transportation System (ITS) (2019)	Islandwide	NEPA	F	-	-	-	-	-	-	-
					TC	-	-	-	-	-	-	
					S	-	-	-	-	-	-	
					T	-	-	-	-	-	-	
				Pre-Engineering	F	-	-	-	-	-	-	
					TC	-	-	-	-	-	-	
					S	-	-	-	-	-	-	
					T	-	-	-	-	-	-	
				Design	F	-	-	-	-	-	-	
					TC	-	-	-	-	-	-	
					S	-	-	-	-	-	-	
					T	-	-	-	-	-	-	
				ROW	F	-	-	-	-	-	-	
					TC	-	-	-	-	-	-	
					S	-	-	-	-	-	-	
					T	-	-	-	-	-	-	
Construction	F	-	760,000	-	-	-	-					
	TC	-	190,000	-	-	-	-					
	S	-	-	-	-	-	-					
	T	-	950,000	-	-	-	-					
Total Estimated Project Cost						-	950,000	-	-	-	950,000	Project Obligated in FY 2019. Please See Appendix D for Project List
40	AC-990156 L009900156 ZP-10, ZP-20, ZP-30	Intelligent Transportation System (ITS) (2020)	Islandwide	NEPA	F	-	-	-	-	-	-	-
					TC	-	-	-	-	-	-	
					S	-	-	-	-	-	-	
					T	-	-	-	-	-	-	
				Pre-Engineering	F	-	-	-	-	-	-	
					TC	-	-	-	-	-	-	
					S	-	-	-	-	-	-	
					T	-	-	-	-	-	-	
				Design	F	-	-	-	-	-	-	
					TC	-	-	-	-	-	-	
					S	-	-	-	-	-	-	
					T	-	-	-	-	-	-	
				ROW	F	-	-	-	-	-	-	
					TC	-	-	-	-	-	-	
					S	-	-	-	-	-	-	
					T	-	-	-	-	-	-	
Construction	F	-	-	3,200,000	-	-	-					
	TC	-	-	800,000	-	-	-					
	S	-	-	-	-	-	-					
	T	-	-	4,000,000	-	-	-					
Total Estimated Project Cost						-	4,000,000	-	-	-	4,000,000	Please See Appendix D for Project List

*Fund Reconciliation for each project can be found on pages FHWA-3 thru FHWA-6
 **Retroactive TC will be use for projects currently under construction..

GOVERNMENT OF PUERTO RICO
 PUERTO RICO DEPARTMENT OF TRANSPORTATION AND PUBLIC WORKS
 PUERTO RICO HIGHWAY AND TRANSPORTATION AUTHORITY
 STATEWIDE TRANSPORTATION IMPROVEMENT PROGRAM
 FISCAL YEARS 2019-2022 - AMENDMENT #1
 ADMINISTRATIVE MODIFICATION #1

Legend:
 F - Federal Funds
 TC - Toll Credits Funds
 S - State/Local Funds
 T - Total Funds

Núm.	AC-Code / Oracle # / Fed # / Program Code	Description	Town	Phase	Fed. Past Obligations / Locally Funded	2019				2020				2021				2022				Future Investment	Total Est. Cost	Remarks		
						F	TC	S	T	F	TC	S	T	F	TC	S	T	F	TC	S	T					
41	AC-990165 ZP-10, ZP-20, ZP-30	Intelligent Transportation System (ITS) (2021)	Islandwide	NEPA	F	-	-	-	-	-	-	-	-	-	-	-	-	-	-	-	-	-	-	-		
					TC	-	-	-	-	-	-	-	-	-	-	-	-	-	-	-	-	-	-	-	-	-
					S	-	-	-	-	-	-	-	-	-	-	-	-	-	-	-	-	-	-	-	-	-
				T	-	-	-	-	-	-	-	-	-	-	-	-	-	-	-	-	-	-	-	-	-	-
				Pre-Engineering	F	-	-	-	-	-	-	-	-	-	-	-	-	-	-	-	-	-	-	-	-	-
					TC	-	-	-	-	-	-	-	-	-	-	-	-	-	-	-	-	-	-	-	-	-
					S	-	-	-	-	-	-	-	-	-	-	-	-	-	-	-	-	-	-	-	-	-
				T	-	-	-	-	-	-	-	-	-	-	-	-	-	-	-	-	-	-	-	-	-	-
				Design	F	-	-	-	-	-	-	-	-	-	-	-	-	-	-	-	-	-	-	-	-	-
					TC	-	-	-	-	-	-	-	-	-	-	-	-	-	-	-	-	-	-	-	-	-
					S	-	-	-	-	-	-	-	-	-	-	-	-	-	-	-	-	-	-	-	-	-
				T	-	-	-	-	-	-	-	-	-	-	-	-	-	-	-	-	-	-	-	-	-	-
				ROW	F	-	-	-	-	-	-	-	-	-	-	-	-	-	-	-	-	-	-	-	-	-
					TC	-	-	-	-	-	-	-	-	-	-	-	-	-	-	-	-	-	-	-	-	-
					S	-	-	-	-	-	-	-	-	-	-	-	-	-	-	-	-	-	-	-	-	-
				T	-	-	-	-	-	-	-	-	-	-	-	-	-	-	-	-	-	-	-	-	-	-
Construction	F	-	-	-	-	-	-	-	-	-	-	-	-	-	-	-	-	-	-	-	-	-				
	TC	-	-	-	-	-	-	-	-	-	-	-	-	-	-	-	-	-	-	-	-	-				
	S	-	-	-	-	-	-	-	-	-	-	-	-	-	-	-	-	-	-	-	-	-				
T	-	-	-	-	-	-	-	-	-	-	-	-	-	-	-	-	-	-	-	-	-	-				
Total Estimated Project Cost						-	-	-	-	-	-	-	-	-	-	-	-	-	-	-	-	-	-	-		
42	AC-990166 ZP-10, ZP-20, ZP-30	Intelligent Transportation System (ITS) (2022)	Islandwide	NEPA	F	-	-	-	-	-	-	-	-	-	-	-	-	-	-	-	-	-	-	-		
					TC	-	-	-	-	-	-	-	-	-	-	-	-	-	-	-	-	-	-	-	-	-
					S	-	-	-	-	-	-	-	-	-	-	-	-	-	-	-	-	-	-	-	-	-
				T	-	-	-	-	-	-	-	-	-	-	-	-	-	-	-	-	-	-	-	-	-	-
				Pre-Engineering	F	-	-	-	-	-	-	-	-	-	-	-	-	-	-	-	-	-	-	-	-	-
					TC	-	-	-	-	-	-	-	-	-	-	-	-	-	-	-	-	-	-	-	-	-
					S	-	-	-	-	-	-	-	-	-	-	-	-	-	-	-	-	-	-	-	-	-
				T	-	-	-	-	-	-	-	-	-	-	-	-	-	-	-	-	-	-	-	-	-	-
				Design	F	-	-	-	-	-	-	-	-	-	-	-	-	-	-	-	-	-	-	-	-	-
					TC	-	-	-	-	-	-	-	-	-	-	-	-	-	-	-	-	-	-	-	-	-
					S	-	-	-	-	-	-	-	-	-	-	-	-	-	-	-	-	-	-	-	-	-
				T	-	-	-	-	-	-	-	-	-	-	-	-	-	-	-	-	-	-	-	-	-	-
				ROW	F	-	-	-	-	-	-	-	-	-	-	-	-	-	-	-	-	-	-	-	-	-
					TC	-	-	-	-	-	-	-	-	-	-	-	-	-	-	-	-	-	-	-	-	-
					S	-	-	-	-	-	-	-	-	-	-	-	-	-	-	-	-	-	-	-	-	-
				T	-	-	-	-	-	-	-	-	-	-	-	-	-	-	-	-	-	-	-	-	-	-
Construction	F	-	-	-	-	-	-	-	-	-	-	-	-	-	-	-	-	-	-	-	-	-				
	TC	-	-	-	-	-	-	-	-	-	-	-	-	-	-	-	-	-	-	-	-	-				
	S	-	-	-	-	-	-	-	-	-	-	-	-	-	-	-	-	-	-	-	-	-				
T	-	-	-	-	-	-	-	-	-	-	-	-	-	-	-	-	-	-	-	-	-	-				
Total Estimated Project Cost						-	-	-	-	-	-	-	-	-	-	-	-	-	-	-	-	-	-	-		
Total Estimated Project Cost						-	-	-	-	-	-	-	-	-	-	-	-	-	-	-	-	-	-	-	-	

*Fund Reconciliation for each project can be found on pages FHWA-3 thru FHWA-6
 **Retroactive TC will be use for projects currently under construction..

GOVERNMENT OF PUERTO RICO
 PUERTO RICO DEPARTMENT OF TRANSPORTATION AND PUBLIC WORKS
 PUERTO RICO HIGHWAY AND TRANSPORTATION AUTHORITY
 STATEWIDE TRANSPORTATION IMPROVEMENT PROGRAM
 FISCAL YEARS 2019-2022 - AMENDMENT #1
 ADMINISTRATIVE MODIFICATION #1

Legend:
 F - Federal Funds
 TC - Toll Credits Funds
 S - State/Local Funds
 T - Total Funds

Núm.	AC-Code / Oracle # / Fed # / Program Code	Description	Town	Phase	Fed. Past Obligations / Locally Funded	2019	2020	2021	2022	Future Investment	Total Est. Cost	Remarks			
43	AC-800514 L009999514 ZP-10, ZP-20, ZP-30 ZP-40, ZP-50	Highway Safety Improvements 2019	Islandwide	NEPA	F	-	-	-	-	-	-	Change in Project Name. All previous safety lump sum projects have been grouped into one - Highway Safety Improvements.			
					TC	-	-	-	-	-	-				
					S	-	-	-	-	-	-				
				T	-	-	-	-	-	-	-				
				Pre-Engineering	F	-	-	-	-	-	-		-	-	-
					TC	-	-	-	-	-	-		-	-	-
					S	-	-	-	-	-	-		-	-	-
				T	-	-	-	-	-	-	-		-	-	-
				Design	F	-	-	-	-	-	-		-	-	-
					TC	-	-	-	-	-	-		-	-	-
					S	-	-	-	-	-	-		-	-	-
				T	-	-	-	-	-	-	-		-	-	-
				ROW	F	-	-	-	-	-	-		-	-	-
					TC	-	-	-	-	-	-		-	-	-
					S	-	-	-	-	-	-		-	-	-
T	-	-	-	-	-	-	-	-	-	-					
Construction	F	-	24,239,270	-	-	-	-	-	-	24,239,270					
	TC	-	6,059,818	-	-	-	-	-	-	6,059,818					
	S	-	-	-	-	-	-	-	-	-					
T	-	30,299,088	-	-	-	-	-	-	-	30,299,088					
Total Estimated Project Cost						-	30,299,088	-	-	-	30,299,088				
44	AC-800521 L009999521 ZP-10, ZP-20, ZP-30 ZP-40, ZP-50	Highway Safety Improvements 2020	Islandwide	NEPA	F	-	-	-	-	-	-	Change in Project Name. All previous safety lump sum projects have been grouped into one - Highway Safety Improvements.			
					TC	-	-	-	-	-	-		-		
					S	-	-	-	-	-	-		-		
				T	-	-	-	-	-	-	-		-	-	
				Pre-Engineering	F	-	-	-	-	-	-		-	-	-
					TC	-	-	-	-	-	-		-	-	-
					S	-	-	-	-	-	-		-	-	-
				T	-	-	-	-	-	-	-		-	-	-
				Design	F	-	-	-	-	-	-		-	-	-
					TC	-	-	-	-	-	-		-	-	-
					S	-	-	-	-	-	-		-	-	-
				T	-	-	-	-	-	-	-		-	-	-
				ROW	F	-	-	-	-	-	-		-	-	-
					TC	-	-	-	-	-	-		-	-	-
					S	-	-	-	-	-	-		-	-	-
T	-	-	-	-	-	-	-	-	-	-					
Construction	F	-	-	42,083,386	-	-	-	-	-	42,083,386					
	TC	-	-	-	-	-	-	-	-	-					
	S	-	-	-	-	-	-	-	-	-					
T	-	-	42,083,386	-	-	-	-	-	-	42,083,386					
Total Estimated Project Cost						-	42,083,386	-	-	-	42,083,386				

*Fund Reconciliation for each project can be found on pages FHWA-3 thru FHWA-6
 **Retroactive TC will be use for projects currently under construction..

GOVERNMENT OF PUERTO RICO
 PUERTO RICO DEPARTMENT OF TRANSPORTATION AND PUBLIC WORKS
 PUERTO RICO HIGHWAY AND TRANSPORTATION AUTHORITY
 STATEWIDE TRANSPORTATION IMPROVEMENT PROGRAM
 FISCAL YEARS 2019-2022 - AMENDMENT #1
 ADMINISTRATIVE MODIFICATION #1

Legend:
 F - Federal Funds
 TC - Toll Credits Funds
 S - State/Local Funds
 T - Total Funds

Núm.	AC-Code / Oracle # / Fed # / Program Code	Description	Town	Phase	Fed. Past Obligations / Locally Funded	2019				2020				2021				2022				Future Investment	Total Est. Cost	Remarks			
						F	TC	S	T	F	TC	S	T	F	TC	S	T	F	TC	S	T						
45	AC-800554 ZP-10, ZP-20, ZP-30 ZP-40, ZP-50	Highway Safety Improvements 2021	Islandwide	NEPA	F	-	-	-	-	-	-	-	-	-	-	-	-	-	-	-	-	-	-	Change in Project Name. All previous safety lump sum projects have been grouped into one - Highway Safety Improvements. Please See Appendix B for Project List			
					TC	-	-	-	-	-	-	-	-	-	-	-	-	-	-	-	-	-	-		-		
					S	-	-	-	-	-	-	-	-	-	-	-	-	-	-	-	-	-	-		-	-	
					T	-	-	-	-	-	-	-	-	-	-	-	-	-	-	-	-	-	-		-	-	
				Pre-Engineering	F	-	-	-	-	-	-	-	-	-	-	-	-	-	-	-	-	-	-		-	-	
					TC	-	-	-	-	-	-	-	-	-	-	-	-	-	-	-	-	-	-		-	-	
					S	-	-	-	-	-	-	-	-	-	-	-	-	-	-	-	-	-	-		-	-	
					T	-	-	-	-	-	-	-	-	-	-	-	-	-	-	-	-	-	-		-	-	
				Design	F	-	-	-	-	-	-	-	-	-	-	-	-	-	-	-	-	-	-		-	-	
					TC	-	-	-	-	-	-	-	-	-	-	-	-	-	-	-	-	-	-		-	-	
					S	-	-	-	-	-	-	-	-	-	-	-	-	-	-	-	-	-	-		-	-	
					T	-	-	-	-	-	-	-	-	-	-	-	-	-	-	-	-	-	-		-	-	
				ROW	F	-	-	-	-	-	-	-	-	-	-	-	-	-	-	-	-	-	-		-	-	
TC	-	-	-		-	-	-	-	-	-	-	-	-	-	-	-	-	-	-	-	-						
S	-	-	-		-	-	-	-	-	-	-	-	-	-	-	-	-	-	-	-	-						
T	-	-	-		-	-	-	-	-	-	-	-	-	-	-	-	-	-	-	-	-						
Construction	F	-	-	-	-	-	-	-	-	-	-	-	-	-	-	-	-	-	-	-	-						
	TC	-	-	-	-	-	-	-	-	-	-	-	-	-	-	-	-	-	-	-	-						
	S	-	-	-	-	-	-	-	-	-	-	-	-	-	-	-	-	-	-	-	-						
	T	-	-	-	-	-	-	-	-	-	-	-	-	-	-	-	-	-	-	-	-						
Total Estimated Project Cost						-	-	-	-	-	-	-	-	-	-	-	-	-	-	-	-	-	-				
46	AC-800555 ZP-10, ZP-20, ZP-30 ZP-40, ZP-50	Highway Safety Improvements 2022	Islandwide	NEPA	F	-	-	-	-	-	-	-	-	-	-	-	-	-	-	-	-	-	-	Change in Project Name. All previous safety lump sum projects have been grouped into one - Highway Safety Improvements. Please See Appendix B for Project List			
					TC	-	-	-	-	-	-	-	-	-	-	-	-	-	-	-	-	-	-		-	-	
					S	-	-	-	-	-	-	-	-	-	-	-	-	-	-	-	-	-	-		-	-	-
					T	-	-	-	-	-	-	-	-	-	-	-	-	-	-	-	-	-	-		-	-	-
				Pre-Engineering	F	-	-	-	-	-	-	-	-	-	-	-	-	-	-	-	-	-	-		-	-	
					TC	-	-	-	-	-	-	-	-	-	-	-	-	-	-	-	-	-	-		-	-	
					S	-	-	-	-	-	-	-	-	-	-	-	-	-	-	-	-	-	-		-	-	
					T	-	-	-	-	-	-	-	-	-	-	-	-	-	-	-	-	-	-		-	-	
				Design	F	-	-	-	-	-	-	-	-	-	-	-	-	-	-	-	-	-	-		-	-	
					TC	-	-	-	-	-	-	-	-	-	-	-	-	-	-	-	-	-	-		-	-	
					S	-	-	-	-	-	-	-	-	-	-	-	-	-	-	-	-	-	-		-	-	
					T	-	-	-	-	-	-	-	-	-	-	-	-	-	-	-	-	-	-		-	-	
				ROW	F	-	-	-	-	-	-	-	-	-	-	-	-	-	-	-	-	-	-		-	-	
TC	-	-	-		-	-	-	-	-	-	-	-	-	-	-	-	-	-	-	-	-						
S	-	-	-		-	-	-	-	-	-	-	-	-	-	-	-	-	-	-	-	-						
T	-	-	-		-	-	-	-	-	-	-	-	-	-	-	-	-	-	-	-	-						
Construction	F	-	-	-	-	-	-	-	-	-	-	-	-	-	-	-	-	-	-	-	-						
	TC	-	-	-	-	-	-	-	-	-	-	-	-	-	-	-	-	-	-	-	-						
	S	-	-	-	-	-	-	-	-	-	-	-	-	-	-	-	-	-	-	-	-						
	T	-	-	-	-	-	-	-	-	-	-	-	-	-	-	-	-	-	-	-	-						
Total Estimated Project Cost						-	-	-	-	-	-	-	-	-	-	-	-	-	-	-	-	-	-				

*Fund Reconciliation for each project can be found on pages FHWA-3 thru FHWA-6
 **Retroactive TC will be use for projects currently under construction..

GOVERNMENT OF PUERTO RICO
 PUERTO RICO DEPARTMENT OF TRANSPORTATION AND PUBLIC WORKS
 PUERTO RICO HIGHWAY AND TRANSPORTATION AUTHORITY
 STATEWIDE TRANSPORTATION IMPROVEMENT PROGRAM
 FISCAL YEARS 2019-2022 - AMENDMENT #1
 ADMINISTRATIVE MODIFICATION #1

Legend:
 F - Federal Funds
 TC - Toll Credits Funds
 S - State/Local Funds
 T - Total Funds

Núm.	AC-Code / Oracle # / Fed # / Program Code	Description	Town	Phase	Fed. Past Obligations / Locally Funded	2019	2020	2021	2022	Future Investment	Total Est. Cost	Remarks
47	AC-800515 ZP-10, ZP-20, ZP-30 ZP-40, ZP-50	Implementation of Strategic Highway Safety Plan (2019)	Islandwide	NEPA	F	-	-	-	-	-	-	-
					TC	-	-	-	-	-	-	
					S	-	-	-	-	-	-	
					T	-	-	-	-	-	-	
				Pre-Engineering	F	-	-	-	-	-	-	
					TC	-	-	-	-	-	-	
					S	-	-	-	-	-	-	
					T	-	-	-	-	-	-	
				Design	F	-	-	-	-	-	-	
					TC	-	-	-	-	-	-	
					S	-	-	-	-	-	-	
					T	-	-	-	-	-	-	
				ROW	F	-	-	-	-	-	-	
					TC	-	-	-	-	-	-	
					S	-	-	-	-	-	-	
					T	-	-	-	-	-	-	
Construction	F	-	-	-	-	-	-					
	TC	-	-	-	-	-	-					
	S	-	-	-	-	-	-					
	T	-	-	-	-	-	-					
Total Estimated Project Cost					-	-	-	-	-	-	-	-
48	AC-800520 ZP-10, ZP-20, ZP-30 ZP-40, ZP-50	Implementation of Strategic Highway Safety Plan (2020)	Islandwide	NEPA	F	-	-	-	-	-	-	-
					TC	-	-	-	-	-	-	
					S	-	-	-	-	-	-	
					T	-	-	-	-	-	-	
				Pre-Engineering	F	-	-	-	-	-	-	
					TC	-	-	-	-	-	-	
					S	-	-	-	-	-	-	
					T	-	-	-	-	-	-	
				Design	F	-	-	-	-	-	-	
					TC	-	-	-	-	-	-	
					S	-	-	-	-	-	-	
					T	-	-	-	-	-	-	
				ROW	F	-	-	-	-	-	-	
					TC	-	-	-	-	-	-	
					S	-	-	-	-	-	-	
					T	-	-	-	-	-	-	
Construction	F	-	-	400,000	-	-	-					
	TC	-	-	100,000	-	-	-					
	S	-	-	-	-	-	-					
	T	-	-	500,000	-	-	-					
Total Estimated Project Cost					-	-	500,000	-	-	-	500,000	

*Fund Reconciliation for each project can be found on pages FHWA-3 thru FHWA-6
 **Retroactive TC will be use for projects currently under construction..

GOVERNMENT OF PUERTO RICO
 PUERTO RICO DEPARTMENT OF TRANSPORTATION AND PUBLIC WORKS
 PUERTO RICO HIGHWAY AND TRANSPORTATION AUTHORITY
 STATEWIDE TRANSPORTATION IMPROVEMENT PROGRAM
 FISCAL YEARS 2019-2022 - AMENDMENT #1
 ADMINISTRATIVE MODIFICATION #1

Legend:
 F - Federal Funds
 TC - Toll Credits Funds
 S - State/Local Funds
 T - Total Funds

Núm.	AC-Code / Oracle # / Fed # / Program Code	Description	Town	Phase	Fed. Past Obligations / Locally Funded	2019				2020				2021				2022				Future Investment	Total Est. Cost	Remarks			
						F	TC	S	T	F	TC	S	T	F	TC	S	T	F	TC	S	T						
49	AC-800558 ZP-10, ZP-20, ZP-30 ZP-40, ZP-50	Implementation of Strategic Highway Safety Plan (2021)	Islandwide	NEPA	F	-	-	-	-	-	-	-	-	-	-	-	-	-	-	-	-	-	-				
					TC	-	-	-	-	-	-	-	-	-	-	-	-	-	-	-	-	-	-	-	-		
					S	-	-	-	-	-	-	-	-	-	-	-	-	-	-	-	-	-	-	-	-	-	
					T	-	-	-	-	-	-	-	-	-	-	-	-	-	-	-	-	-	-	-	-	-	
				Pre-Engineering	F	-	-	-	-	-	-	-	-	-	-	-	-	-	-	-	-	-	-	-	-	-	
					TC	-	-	-	-	-	-	-	-	-	-	-	-	-	-	-	-	-	-	-	-	-	
					S	-	-	-	-	-	-	-	-	-	-	-	-	-	-	-	-	-	-	-	-	-	
					T	-	-	-	-	-	-	-	-	-	-	-	-	-	-	-	-	-	-	-	-	-	
				Design	F	-	-	-	-	-	-	-	-	-	-	-	-	-	-	-	-	-	-	-	-	-	
					TC	-	-	-	-	-	-	-	-	-	-	-	-	-	-	-	-	-	-	-	-	-	
					S	-	-	-	-	-	-	-	-	-	-	-	-	-	-	-	-	-	-	-	-	-	
					T	-	-	-	-	-	-	-	-	-	-	-	-	-	-	-	-	-	-	-	-	-	
				ROW	F	-	-	-	-	-	-	-	-	-	-	-	-	-	-	-	-	-	-	-	-	-	
					TC	-	-	-	-	-	-	-	-	-	-	-	-	-	-	-	-	-	-	-	-	-	
					S	-	-	-	-	-	-	-	-	-	-	-	-	-	-	-	-	-	-	-	-	-	
					T	-	-	-	-	-	-	-	-	-	-	-	-	-	-	-	-	-	-	-	-	-	
Construction	F	-	-	-	-	-	-	-	-	-	-	-	-	-	-	-	-	-	-	-	-	-					
	TC	-	-	-	-	-	-	-	-	-	-	-	-	-	-	-	-	-	-	-	-	-					
	S	-	-	-	-	-	-	-	-	-	-	-	-	-	-	-	-	-	-	-	-	-					
	T	-	-	-	-	-	-	-	-	-	-	-	-	-	-	-	-	-	-	-	-	-					
Total Estimated Project Cost					-	-	-	-	-	-	-	-	-	-	-	-	-	-	-	-	-	-	-				
					-	-	-	-	-	-	-	-	-	-	-	-	-	-	-	-	-	-	-	-			
50	AC-800559 ZP-10, ZP-20, ZP-30 ZP-40, ZP-50	Implementation of Strategic Highway Safety Plan (2022)	Islandwide	NEPA	F	-	-	-	-	-	-	-	-	-	-	-	-	-	-	-	-	-	-	-			
					TC	-	-	-	-	-	-	-	-	-	-	-	-	-	-	-	-	-	-	-	-	-	
					S	-	-	-	-	-	-	-	-	-	-	-	-	-	-	-	-	-	-	-	-	-	-
					T	-	-	-	-	-	-	-	-	-	-	-	-	-	-	-	-	-	-	-	-	-	-
				Pre-Engineering	F	-	-	-	-	-	-	-	-	-	-	-	-	-	-	-	-	-	-	-	-	-	-
					TC	-	-	-	-	-	-	-	-	-	-	-	-	-	-	-	-	-	-	-	-	-	-
					S	-	-	-	-	-	-	-	-	-	-	-	-	-	-	-	-	-	-	-	-	-	-
					T	-	-	-	-	-	-	-	-	-	-	-	-	-	-	-	-	-	-	-	-	-	-
				Design	F	-	-	-	-	-	-	-	-	-	-	-	-	-	-	-	-	-	-	-	-	-	-
					TC	-	-	-	-	-	-	-	-	-	-	-	-	-	-	-	-	-	-	-	-	-	-
					S	-	-	-	-	-	-	-	-	-	-	-	-	-	-	-	-	-	-	-	-	-	-
					T	-	-	-	-	-	-	-	-	-	-	-	-	-	-	-	-	-	-	-	-	-	-
				ROW	F	-	-	-	-	-	-	-	-	-	-	-	-	-	-	-	-	-	-	-	-	-	-
					TC	-	-	-	-	-	-	-	-	-	-	-	-	-	-	-	-	-	-	-	-	-	-
					S	-	-	-	-	-	-	-	-	-	-	-	-	-	-	-	-	-	-	-	-	-	-
					T	-	-	-	-	-	-	-	-	-	-	-	-	-	-	-	-	-	-	-	-	-	-
Construction	F	-	-	-	-	-	-	-	-	-	-	-	-	-	-	-	-	-	-	-	-	-	-				
	TC	-	-	-	-	-	-	-	-	-	-	-	-	-	-	-	-	-	-	-	-	-	-				
	S	-	-	-	-	-	-	-	-	-	-	-	-	-	-	-	-	-	-	-	-	-	-				
	T	-	-	-	-	-	-	-	-	-	-	-	-	-	-	-	-	-	-	-	-	-	-				
Total Estimated Project Cost					-	-	-	-	-	-	-	-	-	-	-	-	-	-	-	-	-	-	-	-			
					-	-	-	-	-	-	-	-	-	-	-	-	-	-	-	-	-	-	-	-	-		

*Fund Reconciliation for each project can be found on pages FHWA-3 thru FHWA-6
 **Retroactive TC will be use for projects currently under construction..

GOVERNMENT OF PUERTO RICO
 PUERTO RICO DEPARTMENT OF TRANSPORTATION AND PUBLIC WORKS
 PUERTO RICO HIGHWAY AND TRANSPORTATION AUTHORITY
 STATEWIDE TRANSPORTATION IMPROVEMENT PROGRAM
 FISCAL YEARS 2019-2022 - AMENDMENT #1
 ADMINISTRATIVE MODIFICATION #1

Legend:
 F - Federal Funds
 TC - Toll Credits Funds
 S - State/Local Funds
 T - Total Funds

Núm.	AC-Code / Oracle # / Fed # / Program Code	Description	Town	Phase	Fed. Past Obligations / Locally Funded					Future Investment	Total Est. Cost	Remarks			
						2019	2020	2021	2022						
53	AC-990168 ZP-40, ZP-50	Highway Safety Improvements - Puerto Rico Section 154 and 164 Penalty (HSIP-Eligible Activities) (2021)	Islandwide	NEPA	F	-	-	-	-	-	-	-			
					TC	-	-	-	-	-	-	-			
					S	-	-	-	-	-	-	-			
								T	-	-	-	-	-	-	-
				Pre-Engineering	F	-	-	-	-	-	-	-	-	-	-
					TC	-	-	-	-	-	-	-	-	-	-
					S	-	-	-	-	-	-	-	-	-	-
								T	-	-	-	-	-	-	-
				Design	F	-	-	-	-	-	-	-	-	-	-
					TC	-	-	-	-	-	-	-	-	-	-
					S	-	-	-	-	-	-	-	-	-	-
								T	-	-	-	-	-	-	-
				ROW	F	-	-	-	-	-	-	-	-	-	-
					TC	-	-	-	-	-	-	-	-	-	-
					S	-	-	-	-	-	-	-	-	-	-
				T	-	-	-	-	-	-	-				
Construction	F	-	-	-	-	3,040,000	-	-	-	3,040,000	Please See Appendix B for Project List				
	TC	-	-	-	-	760,000	-	-	-	760,000					
	S	-	-	-	-	-	-	-	-	-					
				T	-	-	-	-	-	-	-				
Total Estimated Project Cost						-	-	-	-	-	-	3,800,000			
54	AC-990169 ZP-40, ZP-50	Highway Safety Improvements - Puerto Rico Section 154 and 164 Penalty (HSIP-Eligible Activities) (2022)	Islandwide	NEPA	F	-	-	-	-	-	-	-			
					TC	-	-	-	-	-	-	-	-		
					S	-	-	-	-	-	-	-			
								T	-	-	-	-	-	-	-
				Pre-Engineering	F	-	-	-	-	-	-	-	-	-	-
					TC	-	-	-	-	-	-	-	-	-	-
					S	-	-	-	-	-	-	-	-	-	-
								T	-	-	-	-	-	-	-
				Design	F	-	-	-	-	-	-	-	-	-	-
					TC	-	-	-	-	-	-	-	-	-	-
					S	-	-	-	-	-	-	-	-	-	-
								T	-	-	-	-	-	-	-
				ROW	F	-	-	-	-	-	-	-	-	-	-
					TC	-	-	-	-	-	-	-	-	-	-
					S	-	-	-	-	-	-	-	-	-	-
				T	-	-	-	-	-	-	-				
Construction	F	-	-	-	-	-	3,040,000	-	-	3,040,000	Please See Appendix B for Project List				
	TC	-	-	-	-	-	760,000	-	-	760,000					
	S	-	-	-	-	-	-	-	-	-					
				T	-	-	-	-	-	-	-				
Total Estimated Project Cost						-	-	-	-	-	-	3,800,000			
Islandwide Total						-	99,072,097	111,050,000	93,363,000	135,800,000	-	439,285,097			

*Fund Reconciliation for each project can be found on pages FHWA-3 thru FHWA-6
 **Retroactive TC will be use for projects currently under construction..

GOVERNMENT OF PUERTO RICO
 PUERTO RICO DEPARTMENT OF TRANSPORTATION AND PUBLIC WORKS
 PUERTO RICO HIGHWAY AND TRANSPORTATION AUTHORITY
 STATEWIDE TRANSPORTATION IMPROVEMENT PROGRAM
 FISCAL YEARS 2019-2022 - AMENDMENT #1
 ADMINISTRATIVE MODIFICATION #1

Legend:
 F - Federal Funds
 TC - Toll Credits Funds
 S - State/Local Funds
 T - Total Funds

Núm.	AC-Code / Oracle # / Fed # / Program Code	Description	Town	Phase	Fed. Past Obligations / Locally Funded	2019				2020				2021				2022				Future Investment	Total Est. Cost	Remarks					
55	AC-TBD	Toll Credits to be used for Change Orders and Extra Work Orders - Availability of funds provided by the Deobligation of Projects	Islandwide	NEPA	F	-	-	-	-	-	-	-	-	-	-	-	-	-	-	-	-	-	-	-					
					TC	-	500,000	-	-	-	500,000	-	-	500,000	-	-	500,000	-	-	500,000	-	-	500,000	-	-	500,000	-	2,500,000	
					S	-	-	-	-	-	-	-	-	-	-	-	-	-	-	-	-	-	-	-	-	-	-	-	-
					T	-	500,000	-	-	-	500,000	-	-	500,000	-	-	500,000	-	-	500,000	-	-	500,000	-	-	500,000	-	-	2,500,000
				Pre-Engineering	F	-	-	-	-	-	-	-	-	-	-	-	-	-	-	-	-	-	-	-	-	-	-	-	-
					TC	-	500,000	-	-	-	500,000	-	-	500,000	-	-	500,000	-	-	500,000	-	-	500,000	-	-	500,000	-	-	2,500,000
					S	-	-	-	-	-	-	-	-	-	-	-	-	-	-	-	-	-	-	-	-	-	-	-	-
					T	-	500,000	-	-	-	500,000	-	-	500,000	-	-	500,000	-	-	500,000	-	-	500,000	-	-	500,000	-	-	2,500,000
				Design	F	-	-	-	-	-	-	-	-	-	-	-	-	-	-	-	-	-	-	-	-	-	-	-	-
					TC	-	500,000	-	-	-	500,000	-	-	500,000	-	-	500,000	-	-	500,000	-	-	500,000	-	-	500,000	-	-	2,500,000
					S	-	-	-	-	-	-	-	-	-	-	-	-	-	-	-	-	-	-	-	-	-	-	-	-
					T	-	500,000	-	-	-	500,000	-	-	500,000	-	-	500,000	-	-	500,000	-	-	500,000	-	-	500,000	-	-	2,500,000
				ROW	F	-	-	-	-	-	-	-	-	-	-	-	-	-	-	-	-	-	-	-	-	-	-	-	-
					TC	-	500,000	-	-	-	500,000	-	-	500,000	-	-	500,000	-	-	500,000	-	-	500,000	-	-	500,000	-	-	2,500,000
					S	-	-	-	-	-	-	-	-	-	-	-	-	-	-	-	-	-	-	-	-	-	-	-	-
					T	-	500,000	-	-	-	500,000	-	-	500,000	-	-	500,000	-	-	500,000	-	-	500,000	-	-	500,000	-	-	2,500,000
				Construction	F	-	-	-	-	-	-	-	-	-	-	-	-	-	-	-	-	-	-	-	-	-	-	-	-
					TC	-	6,000,000	-	-	-	6,000,000	-	-	6,000,000	-	-	6,000,000	-	-	6,000,000	-	-	6,000,000	-	-	6,000,000	-	-	30,000,000
					S	-	-	-	-	-	-	-	-	-	-	-	-	-	-	-	-	-	-	-	-	-	-	-	-
					T	-	6,000,000	-	-	-	6,000,000	-	-	6,000,000	-	-	6,000,000	-	-	6,000,000	-	-	6,000,000	-	-	6,000,000	-	-	30,000,000
				Total Estimated Project Cost						-	8,000,000	-	8,000,000	-	8,000,000	-	8,000,000	-	8,000,000	-	8,000,000	-	8,000,000	-	8,000,000	-	40,000,000	-	

FEDERAL INVESTMENT

	2019	2020	2021	2022
UA>1,000,000 San Juan	11,249,054	4,000,000	37,137,000	-
Aguadilla	11,386,765	-	2,000,000	-
UA<200,000 UZA	16,006,078	24,250,000	5,300,000	2,000,000
UA<50,000 Rural	419,520	-	-	-
Islandwide	99,072,097	111,050,000	93,363,000	135,800,000
Grand Total	138,133,514	137,800,000	137,800,000	137,800,000

	2019	2020	2021	2022
NEPA	-	-	-	-
Pre-Engineering	6,088,304	6,000,000	4,000,000	6,000,000
Design	5,274,898	1,296,017	1,500,000	3,500,000
ROW	-	-	3,720,000	20,000
Construction	126,770,312	130,503,983	128,580,000	128,280,000
Grand Total	138,133,514	137,800,000	137,800,000	137,800,000

*Fund Reconciliation for each project can be found on pages FHWA-3 thru FHWA-6
 **Retroactive TC will be use for projects currently under construction..

GOVERNMENT OF PUERTO RICO
 PUERTO RICO DEPARTMENT OF TRANSPORTATION AND PUBLIC WORKS
 PUERTO RICO HIGHWAY AND TRANSPORTATION AUTHORITY
 TRANSPORTATION IMPROVEMENT PROGRAM
 FISCAL YEARS 2019-2022 - AMENDMENT #1
 ADMINISTRATIVE MODIFICATION #1
 ISLANDWIDE EMERGENCY RELIEF PROJECT - HEAVY RAINS OF MARCH 2012

Legend:
 F - Federal Funds
 TC - Toll Credits Funds
 S - State /Local Funds
 T - Total Funds

Núm.	AC-Code / Oracle # / Fed # / Program Code	Description	Town	Phase	Fed. Past Obligations / Locally Funded	STIP Fiscal Year				Future Investment	Total Est. Cost	Remarks		
						2019	2020	2021	2022					
ISLANDWIDE EMERGENCY RELIEF PROJECT - HEAVY RAINS OF MARCH 2012														
1	AC-100081 R000010181 ER-10(72) ER-90 / ER-12	Reconstruction of PR-10, kms. 59.4, 60.4, 60.9, 61.1	Utuado	NEPA	F	-	-	-	-	-	-	-		
					TC	-	-	-	-	-	-			
					S	-	-	-	-	-	-			
					T	-	-	-	-	-	-			
				Pre-Engineering	F	-	-	-	-	-	-	-	-	-
					TC	-	-	-	-	-	-	-	-	-
					S	-	-	-	-	-	-	-	-	-
					T	-	-	-	-	-	-	-	-	-
				Design	F	516,730	-	-	-	-	-	-	516,730	-
					TC	-	-	-	-	-	-	-	-	-
					S	164,080	-	-	-	-	-	-	164,080	-
					T	680,810	-	-	-	-	-	-	680,810	-
				ROW	F	243,882	-	-	-	-	-	-	243,882	-
					TC	60,970	-	-	-	-	-	-	60,970	-
					S	-	-	-	-	-	-	-	-	-
					T	304,852	-	-	-	-	-	-	304,852	-
Construction	F	1,600,000	-	5,120,000	-	-	-	-	6,720,000	-				
	TC	400,000	-	1,280,000	-	-	-	-	1,680,000	Additional funds are being requested under the regular federal program				
	S	-	-	-	-	-	-	-	-	-				
	T	2,000,000	-	6,400,000	-	-	-	-	8,400,000	-				
Total Estimated Project Cost					2,985,662	-	6,400,000	-	-	-	9,385,662			
2	AC-111131 R000111131 ER-111(29) ER-90 / ER-12	Reconstruction of PR-111, Kms. 56.6 & 56.8	Utuado	NEPA	F	-	-	-	-	-	-	-		
					TC	-	-	-	-	-	-			
					S	-	-	-	-	-	-			
					T	-	-	-	-	-	-			
				Pre-Engineering	F	163,666	-	-	-	-	-	-	163,666	-
					TC	40,917	-	-	-	-	-	-	40,917	-
					S	-	-	-	-	-	-	-	-	-
					T	204,583	-	-	-	-	-	-	204,583	-
				Design	F	-	-	-	-	-	-	-	-	-
					TC	-	-	-	-	-	-	-	-	-
					S	-	-	-	-	-	-	-	-	-
					T	-	-	-	-	-	-	-	-	-
				ROW	F	646	-	-	-	-	-	-	646	-
					TC	162	-	-	-	-	-	-	162	-
					S	-	-	-	-	-	-	-	-	-
					T	808	-	-	-	-	-	-	808	-
Construction	F	-	-	1,440,000	-	-	-	-	1,440,000	-				
	TC	-	-	-	-	-	-	-	-	-				
	S	-	-	360,000	-	-	-	-	360,000	-				
	T	-	-	1,800,000	-	-	-	-	1,800,000	-				
Total Estimated Project Cost					205,391	-	-	-	-	-	2,005,391			

GOVERNMENT OF PUERTO RICO
 PUERTO RICO DEPARTMENT OF TRANSPORTATION AND PUBLIC WORKS
 PUERTO RICO HIGHWAY AND TRANSPORTATION AUTHORITY
 TRANSPORTATION IMPROVEMENT PROGRAM
 FISCAL YEARS 2019-2022 - AMENDMENT #1
 ADMINISTRATIVE MODIFICATION #1
ISLANDWIDE EMERGENCY RELIEF PROJECT - HEAVY RAINS OF MARCH 2012

Legend:
 F - Federal Funds
 TC - Toll Credits Funds
 S - State /Local Funds
 T - Total Funds

Núm.	AC-Code / Oracle # / Fed # / Program Code	Description	Town	Phase	Fed. Past Obligations / Locally Funded	STIP Fiscal Year				Future Investment	Total Est. Cost	Remarks	
						2019	2020	2021	2022				
3	AC-111133 R000111133 ER-90	Reconstruction PR-111 kms. 10.8, 5.7, 12.5	Utuado	NEPA	F	-	-	-	-	-	-	-	
					TC	-	-	-	-	-	-		
					S	-	-	-	-	-	-		
					T	-	-	-	-	-	-		
				Pre-Engineering	F	-	-	-	-	-	-	-	-
					TC	-	-	-	-	-	-	-	
					S	-	-	-	-	-	-		
					T	-	-	-	-	-	-		
				Design	F	-	-	-	-	-	-	-	-
					TC	-	-	-	-	-	-	-	
					S	-	-	-	-	-	-		
					T	-	-	-	-	-	-		
				ROW	F	-	-	20,000	-	-	-	-	20,000
					TC	-	-	-	-	-	-	-	-
					S	-	-	5,000	-	-	-	-	5,000
					T	-	-	-	-	-	-	-	-
				Construction	F	-	-	579,405	-	-	-	-	579,405
					TC	-	-	-	-	-	-	-	-
					S	-	-	142,595	-	-	-	-	142,595
					T	-	-	722,000	-	-	-	-	722,000
Total Estimated Project Cost						-	-	722,000	-	-	722,000		

GOVERNMENT OF PUERTO RICO
 PUERTO RICO DEPARTMENT OF TRANSPORTATION AND PUBLIC WORKS
 PUERTO RICO HIGHWAY AND TRANSPORTATION AUTHORITY
 STATEWIDE TRANSPORTATION IMPROVEMENT PROGRAM
 FISCAL YEARS 2019-2022 - AMENDMENT #1
 ADMINISTRATIVE MODIFICATION #1

Legend:
 F - Federal Funds
 TC - Toll Credits Funds
 S - State /Local Funds
 T - Total Funds

ISLANDWIDE EMERGENCY RELIEF PROJECTS - STORM OTTO

Núm.	AC-Code / Oracle # / Fed # / Program Code	Description	Town	Phase	Fed. Past Obligations / Locally Funded	STIP Fiscal Year				Future Investment	Total Est. Cost	Remarks
						2019	2020	2021	2022			
ISLANDWIDE EMERGENCY RELIEF PROJECTS - STORM OTTO												
				NEPA	F - TC - S - T -	- - - -	- - - -	- - - -	- - - -	- - - -	- - - -	
				Pre-Engineering	F - TC - S - T -	- - - -	- - - -	- - - -	- - - -	- - - -	- - - -	
1	AC-065606 R00065606 ER-656(2) ER-80 / ER-12	Reconstruction of PR-656 km. 2.3	Arecibo	Design	F - TC - S - T -	- - - -	- - - -	- - - -	- - - -	- - - -	- - - -	
				ROW	F - TC - S - T -	381,391 - 93,863 475,254	- - - -	- - - -	- - - -	- - - -	381,391 - 93,863 475,254	
				Construction	F - TC - S - T -	72,145 - - 72,145	- - - -	4,960,000 - 1,240,000 6,200,000	- - - -	- - - -	5,032,145 - 1,240,000 6,272,145	
Total Estimated Project Cost						547,399	-	6,200,000	-	-	6,747,399	

GOVERNMENT OF PUERTO RICO
 PUERTO RICO DEPARTMENT OF TRANSPORTATION AND PUBLIC WORKS
 PUERTO RICO HIGHWAY AND TRANSPORTATION AUTHORITY
 STATEWIDE TRANSPORTATION IMPROVEMENT PROGRAM
 FISCAL YEARS 2019-2022 - AMENDMENT #1
 ADMINISTRATIVE MODIFICATION #1
EARMARK SECTION 1934

Legend:
 F - Federal Funds
 TC - Toll Credits Funds
 S - State /Local Funds
 T - Total Funds

Núm.	AC-Code / Oracle # / Fed # / Program Code	Description	Town	Phase	Fed. Past Obligations / Locally Funded	STIP Fiscal Year				Future Investment	Total Est. Cost	Remarks				
						2019	2020	2021	2022							
EARMARK SECTION 1934																
1	EARMARK AC-111135 AC-111136	PREVIOUSLY - Widening of PR-111, from PR-444 to PR-423 PROJECT MODIFICATION - Reconstruction and Repavement of approximately 20 kilometers on the PR-111 - To be divided into two projects AC-111135 PR-111 km 0 to km 10 (\$6,686,937.95) and AC-111136 PR-111 km 10 to km 20 (\$8,915,476.90)	Aguadilla Moca San Sebastian	NEPA	F	-	-	-	-	-	-	-	-	Project Obligated		
					TC	-	-	-	-	-	-	-				
					S	-	-	-	-	-	-	-				
				Pre-Engineering	F	-	-	-	-	-	-	-	-	-	-	Please note Project Modification
					TC	-	-	-	-	-	-	-	-	-		
					S	-	-	-	-	-	-	-	-	-		
				Design	F	-	-	-	-	-	-	-	-	-	Design will be completed in-house	
					TC	-	-	-	-	-	-	-	-	-		
					S	-	-	-	-	-	-	-	-	-		
				ROW	F	-	-	-	-	-	-	-	-	-		
TC	-	-	-		-	-	-	-	-	-						
S	-	-	-		-	-	-	-	-	-						
Construction	F	694,040	12,481,932	-	-	-	-	-	-	13,175,972	ER Funds in the amount of \$867,550 was utilized to obligate this project.					
	TC	173,510	3,120,483	-	-	-	-	-	-	3,293,993						
	S	-	-	-	-	-	-	-	-	-						
Total Estimated Project Cost					867,550	15,602,415	-	-	-	-	16,469,965					
2	EARMARK AC-800546	PREVIOUSLY - Construction of Four lanes Connector PR-9922, From PR-9939 to PR-183 PROJECT MODIFICATION - Reconstruction and Repavement of PR-917 km 8.2 to km. 15.2 and PR-921 from km. 0.0 to km 4.1	Las Piedras	NEPA	F	-	-	-	-	-	-	-	-			
					TC	-	-	-	-	-	-	-	-			
					S	-	-	-	-	-	-	-	-		-	
				Pre-Engineering	F	-	-	-	-	-	-	-	-	-		
					TC	-	-	-	-	-	-	-	-	-		
					S	-	-	-	-	-	-	-	-	-		
				Design	F	-	-	-	-	-	-	-	-	-	Design will be completed in-house	
					TC	-	-	-	-	-	-	-	-	-		
					S	-	-	-	-	-	-	-	-	-		
				ROW	F	-	-	-	-	-	-	-	-	-		
TC	-	-	-		-	-	-	-	-	-						
S	-	-	-		-	-	-	-	-	-						
Construction	F	-	1,804,852	-	-	-	-	-	-	1,804,852	Project Obligated					
	TC	-	451,213	-	-	-	-	-	-	451,213						
	S	-	-	-	-	-	-	-	-	-						
Total Estimated Project Cost					-	2,256,065	-	-	-	-	2,256,065					

GOVERNMENT OF PUERTO RICO
 PUERTO RICO DEPARTMENT OF TRANSPORTATION AND PUBLIC WORKS
 PUERTO RICO HIGHWAY AND TRANSPORTATION AUTHORITY
 STATEWIDE TRANSPORTATION IMPROVEMENT PROGRAM
 FISCAL YEARS 2019-2022 -AMENDMENT #1
 ADMINISTRATIVE MODIFICATION #1
EARMARK SECTION 1934

Legend:
 F - Federal Funds
 TC - Toll Credits Funds
 S - State /Local Funds
 T - Total Funds

Núm.	AC-Code / Oracle # / Fed # / Program Code	Description	Town	Phase	Fed. Past Obligations / Locally Funded	STIP Fiscal Year				Future Investment	Total Est. Cost	Remarks
						2019	2020	2021	2022			
3	AC-083503 Y000835003 EARMARK 835(1)	PREVIOUSLY - Construction of Bypass and Widening PR-835	Guaynabo	NEPA	F	-	-	-	-	-	-	-
					TC	-	-	-	-	-	-	
					S	-	-	-	-	-	-	
				T	-	-	-	-	-	-		
				Pre-Engineering	F	-	-	-	-	-	-	
					TC	-	-	-	-	-	-	
		S	-		-	-	-	-	-			
		T	-	-	-	-	-	-				
		Design	F	-	-	-	-	-	-			
			TC	-	-	-	-	-	-			
			S	-	-	-	-	-	-			
		T	-	-	-	-	-	-				
ROW	F	-	-	-	-	-	-					
	TC	-	-	-	-	-	-					
	S	-	-	-	-	-	-					
T	-	-	-	-	-	-						
Construction	F	-	4,001,952	-	-	-	-					
	TC	-	1,000,488	-	-	-	-					
	S	-	-	-	-	-	-					
T	-	5,002,440	-	-	-	-						
Total Estimated Project Cost						5,002,440	-	-	-	-	5,002,440	
4	AC-093001 R000930001 QNH30(18) Q920	PREVIOUSLY - Improvements on the PR-30 between PR-203 in Gurabo to the PR-31 in Juncos.	Gurabo	NEPA	F	-	-	-	-	-	-	-
					TC	-	-	-	-	-	-	
					S	-	-	-	-	-	-	
				T	-	-	-	-	-	-		
				Pre-Engineering	F	-	-	-	-	-	-	
					TC	-	-	-	-	-	-	
		S	-		-	-	-	-	-			
		T	-	-	-	-	-	-				
		Design	F	-	-	-	-	-	-			
			TC	-	-	-	-	-	-			
			S	-	-	-	-	-	-			
		T	-	-	-	-	-	-				
ROW	F	-	-	-	-	-	-					
	TC	-	-	-	-	-	-					
	S	-	-	-	-	-	-					
T	-	-	-	-	-	-						
Construction	F	-	-	3,418,618	-	-	-					
	TC	-	-	854,654	-	-	-					
	S	-	-	-	-	-	-					
T	-	-	4,273,272	-	-	-						
Total Estimated Project Cost						4,273,272	-	-	-	-	4,273,272	

GOVERNMENT OF PUERTO RICO
 PUERTO RICO DEPARTMENT OF TRANSPORTATION AND PUBLIC WORKS
 PUERTO RICO HIGHWAY AND TRANSPORTATION AUTHORITY
 STATEWIDE TRANSPORTATION IMPROVEMENT PROGRAM
 FISCAL YEARS 2019-2022 -AMENDMENT #1
 ADMINISTRATIVE MODIFICATION #1
EARMARK SECTION 1934

Legend:
 F - Federal Funds
 TC - Toll Credits Funds
 S - State /Local Funds
 T - Total Funds

Núm.	AC-Code / Oracle # / Fed # / Program Code	Description	Town	Phase	Fed. Past Obligations / Locally Funded	STIP Fiscal Year				Future Investment	Total Est. Cost	Remarks		
						2019	2020	2021	2022					
5	AC-017745 EARMARK	PREVIOUSLY - Extension of PR-823 between PR-177 and PR-2	Bayamon	NEPA	F	-	-	-	-	-	-	Project Obligated		
					TC	-	-	-	-	-				
					S	-	-	-	-	-				
					T	-	-	-	-	-				
				Pre-Engineering	F	-	-	-	-	-	-	-	-	-
					TC	-	-	-	-	-	-	-	-	
					S	-	-	-	-	-	-	-	-	
					T	-	-	-	-	-	-	-	-	
				Design	F	-	-	-	-	-	-	-	-	Design will be completed in-house
					TC	-	-	-	-	-	-	-	-	
S	-	-	-		-	-	-	-	-					
T	-	-	-		-	-	-	-	-					
ROW	F	-	-	-	-	-	-	-	-					
	TC	-	-	-	-	-	-	-	-					
	S	-	-	-	-	-	-	-	-					
	T	-	-	-	-	-	-	-	-					
Construction	F	-	624,129	-	-	-	-	-	624,129	Please note Project Modification / Additional Funds Requested under fiscal year 2019				
	TC	-	156,032	-	-	-	-	-	156,032					
	S	-	-	-	-	-	-	-	-					
	T	-	780,161	-	-	-	-	-	780,161					
Total Estimated Project Cost						-	780,161	-	-	-	780,161			
6	AC-010166 EARMARK	PREVIOUSLY - Recreational Trail	Toa Baja	NEPA	F	-	-	-	-	-	-			
					TC	-	-	-	-	-	-			
					S	-	-	-	-	-	-			
					T	-	-	-	-	-	-			
				Pre-Engineering	F	-	-	-	-	-	-	-	-	
					TC	-	-	-	-	-	-	-	-	
					S	-	-	-	-	-	-	-	-	
					T	-	-	-	-	-	-	-	-	
				Design	F	-	-	-	-	-	-	-	-	Design will be completed in-house
					TC	-	-	-	-	-	-	-	-	
S	-	-	-		-	-	-	-	-					
T	-	-	-		-	-	-	-	-					
ROW	F	-	-	-	-	-	-	-	-					
	TC	-	-	-	-	-	-	-	-					
	S	-	-	-	-	-	-	-	-					
	T	-	-	-	-	-	-	-	-					
Construction	F	1,934,400	-	1,071,307	-	-	-	-	3,005,707	Please note Project Modification / Additional Funds Requested under Carry Over Funding				
	TC	483,600	-	267,827	-	-	-	-	751,427					
	S	-	-	-	-	-	-	-	-					
	T	2,418,000	-	1,339,134	-	-	-	-	3,757,134					
Total Estimated Project Cost						2,418,000	-	1,339,134	-	-	3,757,134			

GOVERNMENT OF PUERTO RICO
 PUERTO RICO DEPARTMENT OF TRANSPORTATION AND PUBLIC WORKS
 PUERTO RICO HIGHWAY AND TRANSPORTATION AUTHORITY
 STATEWIDE TRANSPORTATION IMPROVEMENT PROGRAM
 FISCAL YEARS 2019-2022 -AMENDMENT #1
 ADMINISTRATIVE MODIFICATION #1
EARMARK SECTION 1934

Legend:
 F - Federal Funds
 TC - Toll Credits Funds
 S - State /Local Funds
 T - Total Funds

Núm.	AC-Code / Oracle # / Fed # / Program Code	Description	Town	Phase	Fed. Past Obligations / Locally Funded	STIP Fiscal Year				Future Investment	Total Est. Cost	Remarks			
						2019	2020	2021	2022						
7	AC-012331 EARMARK	PREVIOUSLY - Construction of the missing part of PR-10	Utuado	NEPA	F	-	-	-	-	-	-	-			
					TC	-	-	-	-	-	-				
					S	-	-	-	-	-	-				
								T							
				Pre-Engineering	F	-	-	-	-	-	-	-	-	-	-
					TC	-	-	-	-	-	-	-	-	-	-
					S	-	-	-	-	-	-	-	-	-	-
								T							
				Design	F	-	-	-	-	-	-	-	-	-	-
					TC	-	-	-	-	-	-	-	-	-	-
					S	-	-	-	-	-	-	-	-	-	-
								T							Design will be completed in-house
				ROW	F	-	-	-	-	-	-	-	-	-	-
					TC	-	-	-	-	-	-	-	-	-	-
					S	-	-	-	-	-	-	-	-	-	-
				T											
Construction	F	-	-	2,300,821	-	-	-	-	-	2,300,821	-				
	TC	-	-	575,205	-	-	-	-	-	575,205	-				
	S	-	-	-	-	-	-	-	-	-	-				
				T		2,876,026				2,876,026	Please note Project Modification				
Total Estimated Project Cost						-	-	2,876,026	-	-	2,876,026				

GOVERNMENT OF PUERTO RICO
 PUERTO RICO DEPARTMENT OF TRANSPORTATION AND PUBLIC WORKS
 PUERTO RICO HIGHWAY AND TRANSPORTATION AUTHORITY
 STATEWIDE TRANSPORTATION IMPROVEMENT PROGRAM
 FISCAL YEARS 2019-2022 - AMENDMENT #1
 ADMINISTRATIVE MODIFICATION #1
FEDERAL LANDS AGREEMENT

Legend:
 F - Federal Funds
 TC - Toll Credits Funds
 S - State /Local Funds
 T - Total Funds

Núm.	AC-Code / Oracle # / Fed # / Program Code	Description	Town	Phase	Fed. Past Obligations / Locally Funded	STIP Fiscal Year				Future Investment	Total Est. Cost	Remarks
						2019	2020	2021	2022			
1	PR ERFO FS 2017-1(1) LC	El Yunque National Forest - Emergency Landslide Repairs	Rio Grande	Construction	F	-	2,000,000	-	-	-	-	2,000,000
					TC	-	-	-	-	-	-	
					S	-	-	-	-	-	-	
					T		2,000,000				2,000,000	
2	PR ERFO FS 2017-1(2) LC	El Yunque National Forest - Emergency Repairs at PR-930	Rio Grande	Construction	F	-	2,200,000	-	-	-	-	2,200,000
					TC	-	-	-	-	-	-	
					S	-	-	-	-	-	-	
					T		2,200,000				2,200,000	
3	PR FEMA 2017-1(10)	PRHTA - FEMA Branch 3 - Contract 1	Islandwide	Construction	F	-	5,000,000	-	-	-	-	5,000,000
					TC	-	-	-	-	-	-	
					S	-	-	-	-	-	-	
					T		5,000,000				5,000,000	
4	PR-FEMA 2017-1(12)	PRHTA - FEMA Branch 4 - Contract 2	Islandwide	Construction	F	-	5,000,000	-	-	-	-	5,000,000
					TC	-	-	-	-	-	-	
					S	-	-	-	-	-	-	
					T		5,000,000				5,000,000	
5	PR-FEMA 2017-1(14)	PRHTA - FEMA Branch 2 - Contract 3	Islandwide	Construction	F	-	4,000,000	-	-	-	-	4,000,000
					TC	-	-	-	-	-	-	
					S	-	-	-	-	-	-	
					T		4,000,000				4,000,000	
6	PR-FEMA 2017-1(16)	PRHTA - FEMA Branch 4 - Contract 3	Islandwide	Construction	F	-	4,000,000	-	-	-	-	4,000,000
					TC	-	-	-	-	-	-	
					S	-	-	-	-	-	-	
					T		4,000,000				4,000,000	
7	PR-FEMA 2017-1(8)	PRHTA - FEMA Branch 2 - Contract 1	Islandwide	Construction	F	-	5,000,000	-	-	-	-	5,000,000
					TC	-	-	-	-	-	-	
					S	-	-	-	-	-	-	
					T		5,000,000				5,000,000	
8	PR-FLAP LAJAS LCA(1)	Rehabilitate the only Vehicular Entrance to Laguna Cartegana NWR & Replace a section of guardrail	Los Llanos	Design	F	-	125,000	-	-	-	-	125,000
					TC	-	-	-	-	-	-	
					S	-	-	-	-	-	-	
					T		125,000				125,000	
9	PR FS ROUTE 10 STORM DAMAGE	El Yunque - Pavement & Drainage Repair 0.5 miles from the intersection with PR-191 to an existing observation	Rio Grande	Design	F	-	1,500,000	-	-	-	-	1,500,000
					TC	-	-	-	-	-	-	
					S	-	-	-	-	-	-	
					T		1,500,000				1,500,000	
10	PR FS ROUTE 27 STORM DAMAGE	El Yunque - Landslide and Culvert Repairs starting at the Int. with FS Route 930 to 3.2 miles southeast	Rio Grande	Construction	F	-	130,000	-	-	-	-	130,000
					TC	-	-	-	-	-	-	
					S	-	-	-	-	-	-	
					T		130,000				130,000	

GOVERNMENT OF PUERTO RICO
 PUERTO RICO DEPARTMENT OF TRANSPORTATION AND PUBLIC WORKS
 PUERTO RICO HIGHWAY AND TRANSPORTATION AUTHORITY
 STATEWIDE TRANSPORTATION IMPROVEMENT PROGRAM
 FISCAL YEARS 2019-2022 -AMENDMENT #1
 ADMINISTRATIVE MODIFICATION #1
FEDERAL LANDS AGREEMENT

Legend:
 F - Federal Funds
 TC - Toll Credits Funds
 S - State /Local Funds
 T - Total Funds

Núm.	AC-Code / Oracle # / Fed # / Program Code	Description	Town	Phase	Fed. Past Obligations / Locally Funded	STIP Fiscal Year				Future Investment	Total Est. Cost	Remarks
						2019	2020	2021	2022			
11	PR ST FEMA PR (1)	Design of Permanent Repairs in Puerto Rico funded by FEMA	Islandwide	Design	F	-	36,000,000	-	-	-	-	36,000,000
					TC	-	-	-	-	-	-	
					S	-	-	-	-	-	-	
					T	-	-	-	-	-	-	
						36,000,000					36,000,000	
12	RPR ERFO FS 2017-1(3)	El Yunque - Repair storm damage at 43 sites on PR-191 & 3 sites on PR-9938	Rio Grande	Design	F	-	-	1,000,000	-	-	-	1,000,000
					TC	-	-	-	-	-	-	
					S	-	-	-	-	-	-	
					T	-	-	-	-	-	-	
							10,000,000				10,000,000	

Appendix A

BRIDGE PROJECTS - DESIGN					2020		2021		2022	
					ZP-10/20 Bridge Rehabilitation and Replacement	ZP-20 Bridge Preservation	ZP-10/20/30 Bridge Rehabilitation and Replacement	ZP-10/20/30 Bridge Preservation	ZP-10/20 Bridge Rehabilitation and Replacement	ZP-20 Bridge Preservation
					Design	Design	Design	Design	Design	Design
Bridge ID*	Road	Km	Municipality	Feature Intersected	Design	Design	Design	Design	Design	Design
631	PR 200R	0.10	VIEQUES	COFRESI CREEK						
702	PR 681	2.00	ARECIBO	TIBURONES CHANNEL						
1133	OFF PR 200	0.01	VIEQUES	CREEK						
1638	VICTOR ROJAS AVE.	0.10	ARECIBO	GRANDE DE ARECIBO RIVER						
					\$ -	\$ -	\$ -	\$ -	\$ -	\$ -

* Contract Package Bridges with Associated Design Costs

Bridges on Critical Finding Grouping shown above: Design cost associated with Permanent Repair, not with addressing CF Immediate action.

BRIDGE PROJECTS - ROW					2020		2021		2022	
					ZP-10/20 Bridge Rehabilitation and Replacement	ZP-20 Bridge Preservation	ZP-10/20/30 Bridge Rehabilitation and Replacement	ZP-10/20/30 Bridge Preservation	ZP-10/20 Bridge Rehabilitation and Replacement	ZP-20 Bridge Preservation
					ROW	ROW	ROW	ROW	ROW	ROW
Bridge ID	Road	Km	Municipality	Feature Intersected	ROW	ROW	ROW	ROW	ROW	ROW
105	PR 955	2.00	RIO GRANDE	JUAN GONZALEZ CREEK					\$ 20,000.00	
116	PR 3	53.60	CEIBA	CEIBA CREEK	\$ 200,000.00					
122	PR 3	68.10	NAGUABO	SANTIAGO RIVER	\$ 701,000.00					
158	PR 123	59.30	UTUADO	DEPRESSION			\$ 100,000.00			
176	PR 14	57.25	AIBONITO	HONDA CREEK			\$ 100,000.00			
217	PR 106	2.50	MAYAGUEZ	GANDEL CREEK			\$ 50,000.00			
261	PR 128	32.60	MARICAO	PRIETO RIVER			\$ 50,000.00			
376	PR 167	13.70	BAYAMON	CANCEL CREEK						
549	PR 825	0.10	NARANJITO	GUADIANA RIVER						
574	PR 971	17.30	NAGUABO	SANTIAGO RIVER			\$ 50,000.00			
631	PR 200R	0.10	VIEQUES	COFRESI CREEK						
1096	PR 102	35.40	SAN GERMAN	GUANAJIBO RIVER						
1133	OFF PR 200	0.01	VIEQUES	CREEK						
1381	PR 103	3.60	CABO ROJO	CHANNEL			\$ 50,000.00			
1492	OFF PR 110	0.30	MOCA	CREEK			\$ 70,000.00			
1497	PR 826	3.00	NARANJITO	G UADI ANA RIVER						
1531	PR 141	9.90	JAYUYA	CREEK			\$ 50,000.00			
1657	PR 861	11.00	TOA ALTA	LA PLATA RIVER						
1711	QUEBRADA CEIBA ST.	0.20	PEÑUELAS	GUAYANES RIVER						
2508	PR 913	1.10	SAN LORENZO	HONDA CREEK			\$ 50,000.00			
					\$ 901,000.00	\$ -	\$ 570,000.00	\$ -	\$ 20,000.00	\$ -

Projects may move between fiscal years based on PS&E readiness and budget availability.

BRIDGE PROJECTS - CONSTRUCTION					2020		2021		2022	
					ZP-10/20 Bridge Rehabilitation and Replacement	ZP-20 Bridge Preservation	ZP-10/20/30 Bridge Rehabilitation and Replacement	ZP-10/20/30 Bridge Preservation	ZP-10/20 Bridge Rehabilitation and Replacement	ZP-20 Bridge Preservation
					Construction	Construction	Construction	Construction	Construction	Construction
Bridge ID	Road	Km	Municipality	Feature Intersected	Construction	Construction	Construction	Construction	Construction	Construction
105	PR 955	2.00	RIO GRANDE	JUAN GONZALEZ CREEK					\$1,000,000.00	
116	PR 3	53.60	CEIBA	CEIBA CREEK	\$80,000.00				\$2,000,000.00	
122	PR 3	68.10	NAGUABO	SANTIAGO RIVER			\$4,780,000.00			
158	PR 123	59.30	UTUADO	DEPRESSION			\$1,000,000.00			

BRIDGE PROJECTS - CONSTRUCTION					2020		2021		2022	
					ZP-10/20 Bridge Rehabilitation and Replacement	ZP-20 Bridge Preservation	ZP-10/20/30 Bridge Rehabilitation and Replacement	ZP-10/20/30 Bridge Preservation	ZP-10/20 Bridge Rehabilitation and Replacement	ZP-20 Bridge Preservation
176	PR 14	57.25	AIBONITO	HONDA CREEK	\$1,000,000.00				\$5,000,000.00	
217	PR 106	2.50	MAYAGUEZ	GANDEL CREEK						
261	PR 128	32.60	MARICAO	PRIETO RIVER					\$1,000,000.00	
284	PR 139	22.80	PONCE	DEPRESSION	\$250,000.00					
308	PR 149	4.50	JUANA DIAZ	GUANABANA CREEK						
443	PR 951	4.90	LOIZA	ZEQUEIRA CHANNEL	\$50,000.00					
574	PR 971	17.30	NAGUABO	SANTIAGO RIVER					\$1,000,000.00	
881	PR 497	2.70	SAN SEBASTIAN	SONADORA CREEK						
1058	PR 9912	0.10	SAN LORENZO	GRANDE DE LOIZA RIVER						
1082	PR 935	3.80	JUNCOS	LOS CHINOS CREEK						
	PR 102	35.40	SAN GERMAN	GUANAJIBO RIVER	\$5,700,000.00					
1096										
1123	PR 359	0.30	YAUCO	PR 2	\$5,168,335.00					
1133	OFF PR 200	0.01	VIEQUES	CREEK	\$400,000.00	(Constr 2022)				
1192	PR 52 NORTHBOUND	71.40	SANTA ISABEL	PR 543 AND JUEYES RIVER						
1193	PR 52 NORTHBOUND	71.40	SANTA ISABEL	PR 543 AND JUEYES RIVER						
1316	LOCAL ROAD	0.10	SAN LORENZO	EMAJAGUA RIVER						
1325	PR 757	4.00	PATILLAS	DEL APEADERO RIVER	\$150,000.00					
1343	LOCAL ROAD	0.20	SAN LORENZO	EMAJAGUA RIVER						
1381	PR 103	3.60	CABO ROJO	CHANNEL					\$1,000,000.00	
1492	OFF PR 110	0.30	MOCA	CREEK	\$200,000.00				\$1,500,000.00	
1497	PR 826	3.00	NARANJITO	G UADI ANA RIVER						
1531	PR 141	9.90	JAYUYA	CREEK					\$280,000.00	
1532	PR 175	11.80	TRUJILLO ALTO	CREEK						
1625	OFF PR 378 KM 3.8	0.10	GUAYANILLA	GUAYANILLA RIVER						
1638	VICTOR ROJAS AVE.	0.10	ARECIBO	GRANDE DE ARECIBO RIVER					\$3,000,000.00	
1657	PR 861	11.00	TOA ALTA	LA PLATA RIVER	\$500,665.00		\$2,950,000.00			
1711	QUEBRADA CEIBA ST.	0.20	PEÑUELAS	GUAYANES RIVER	\$800,000.00					
2038	PR 52 NORTHBOUND	49.50	SALINAS	PR 714 & LA PALMA CREEK						
2039	PR 52 SOUTHBOUND	49.50	SALINAS	PR 714 & LA PALMA CREEK						
2069	LOCAL ROAD	0.00	MAYAGUEZ	YAGUEZ RIVER	\$1,500,000.00					
2315	PR 53	66.50	PATILLAS	GRANDE DE PATILLAS RIVER			\$8,000,000.00			
2479	PR 174	14.00	BAYAMON	SONADORA CREEK						
2508	PR 913	1.10	SAN LORENZO	HONDA CREEK					\$1,500,000.00	
2511	PR 9916	0.02	SAN LORENZO	UNKNOWN CREEK						
2572	OFF PR 372 @ KM 2.5	1.00	YAUCO	DUEY RIVER	\$600,000.00					
2574	OFF PR 428	0.05	MARICAO	PRIETO RIVER						
2578	OFF PR182@14.2	0.01	YABUCOA	GUAYANES RIVER						
2697	OFF PR 852	0.60	TRUJILLO ALTO	UNKNOWN CREEK						
2748	LOCAL ROAD	0.30	CAYEY	MATON RIVER						
2940	Off PR-511 Km.12.7	11.30	PONCE	Inabon River						
Construction					\$16,399,000.00	\$0.00	\$8,730,000.00	\$8,000,000.00	\$17,280,000.00	\$0.00
ROW					\$901,000.00	\$0.00	\$570,000.00	\$0.00	\$20,000.00	\$0.00
Design					\$0.00	\$	\$	\$	\$	\$
Total					\$16,150,000.00	\$0.00	\$9,300,000.00	\$8,000,000.00	\$17,300,000.00	\$0.00
Total RR + PRES					\$17,300,000.00	\$0.00	\$17,300,000.00	\$0.00	\$17,300,000.00	\$0.00

Additional Bridge Construction Projects to be worked for all Bridge Programs¹

Line Number	Bridge ID2	Preliminary Construction Cost Estimate	Road	km	Municipality	Intersected	Location
1	121-T	\$ 4,940,000.00	PR 3	61.5	NAGUABO	PALMAS CREEK	5 KM EAST OF NAGUABO
2	143-T	\$ 2,716,250.00	PR 123	0.2	PONCE	TIDAL WATERS CHANNEL	0.8 KM S INT PR10 & P
3	172	\$ 509,103.20	PR 14	23.85	COAMO	DESCALABRADO RIVER	7.6 KM SOUTHWEST OF COAMO
4	284	\$ 750,000.00	PR 139	22.8	PONCE	DEPRESSION	1.2 KM S INT PR 143
5	285	\$ 500,000.00	PR 139	23.8	PONCE	DEPRESSION	16 KM NORTH OF PONCE
6	321	\$ 1,236,697.29	PR 6685	9.70	CIALES	GRANDE DE MANATI RIVER	3 KM NORTH OF CIALES
7	358-T	\$ 390,000.00	PR 162	5.5	BARRANQUITAS	USABON RIVER	4 KM SOUTH BARRANQUITAS
8	382	\$ 57,500.00	PR 7731	0.85	CAYEY	LA PLATA RIVER	2.6 KM NORTH OF CAYEY
9	399	\$ 281,250.00	PR 176	6.5	SAN JUAN	LAS CURÍAS CREEK	7 KM S E OF GUAYNABO
10	443	\$ 625,000.00	PR 951	4.9	LOIZA	ZEQUEIRA CHANNEL	3 KM SOUTH WEST OF LOIZA
11	494	\$ 675,000.00	PR 524	4	ADJUNTAS	PELLEJAS RIVER	4.8 KM NORTH OF ADJUNTAS
12	511-T	\$ 887,500.00	PR 647	8.2	VEGA ALTA	CIBUCO RIVER	3.5 KM S W OF VEGA ALTA
13	534	\$ 913,325.00	PR 765	3.95	CAGUAS	TURABO RIVER	5 KM SOUTH OF CAGUAS
14	548-T	\$ 287,500.00	RURAL LOCAL ROAD	2.4	GUAYANILLA	YAUCO RIVER	5 KM S W OF GUAYANILLA
15	612-T	\$ 890,000.00	PR 536	6.5	SANTA ISABEL	DESCALABRADO RIVER	10 KM S E OF JUANA DIAZ
16	738	\$ 303,187.50	PR 901	4.10	YABUCOA	LAJA CREEK	4 KM EAST OF YABUCOA
17	780	\$ 147,875.00	PR 143	36.00	ORCOVIS	MATRULLAS RIVER	7.5 KM NORTH OF VILLALBA
18	851	\$ 827,750.00	PR 765	1.10	CAGUAS	BEATRIZ CREEK	5 KM SOUTH OF CAGUAS
19	879	\$ 1,253,175.00	PR 111	1.55	UTUADO	UTUADO CREEK	BY PASS TO UTUADO TOWN
20	879	\$ 298,750.00	PR 111	1.55	UTUADO	UTUADO CREEK	BY PASS TO UTUADO TOWN
21	931	\$ 350,000.00	PR 30 WESTBOUND	22.7	LAS PIEDRAS	HUMACAO RIVER	1.2 KM S.W. LAS PIEDRAS
22	1016	\$ 15,122,362.50	PR 18	3.30	SAN JUAN	PR 23 (ROOSEVELT AV.)	AT INT PR 18 AND PR 23
23	1085	\$ 1,177,500.00	PR 163 WESTBOUND	1.3	PONCE	PORTUGUES RIVER	IN PONCE EAST INT PR 10
24	1086	\$ 2,824,593.75	PR 163 EASTBOUND	1.30	PONCE	PORTUGUES RIVER	IN PONCE EAST INT PR 10
25	1086	\$ 1,177,500.00	PR 163 EASTBOUND	1.3	PONCE	PORTUGUES RIVER	IN PONCE EAST INT PR 10
26	1124-T	\$ 1,230,000.00	PR 890	0.04	BAYAMON	HONDO RIVER	1 KM NORTH OF BAYAMON
27	1130	\$ 1,642,856.25	PR 145	1.00	CIALES	GRANDE DE MANATI RIVER	REST RANCHO DESAH CIALES
28	1142	\$ 747,862.50	PR 418	0.50	AGUADILLA	CULEBRINAS RIVER	0.5 KM WEST OF AGUADILLA
29	1250	\$ 3,555,000.00	PR 52 NORTHBOUND	0.8	SAN JUAN	PR 177	2.1 MI S W OF RIO PIEDRAS
30	1251	\$ 4,247,500.00	PR 52 SOUTHBOUND	1	SAN JUAN	PR 177	2.1 MI S W OF RIO PIEDRAS
31	1361	\$ 530,000.00	PR 535	5.9	JUANA DIAZ	DESCALABRADO RIVER	7 KM S E OF JUANA DIAZ
32	1373	\$ 1,375,000.00	PR 132	25	PONCE	CAÑAS RIVER	2 KM WEST OF PONCE
33	1465	\$ 625,000.00	PR 150	0.20	VILLALBA	JACAGUAS RIVER	0.2 KM S W OF VILLALBA
34	1621-T	\$ 2,623,750.00	PR 187	0.1	RIO GRANDE	LA VEGA CREEK	0.1 KM NORTH RIO GRANDE
35	1730	\$ 523,556.25	LOCAL ROAD	0.30	COAMO	DESCALABRADO RIVER	OFF PR 150
36	1730	\$ 431,250.00	LOCAL ROAD	0.3	COAMO	DESCALABRADO RIVER	OFF PR 150
37	1825	\$ 11,066,250.00	PR 187	17.1	LOIZA	GRANDE DE LOIZA RIVER	1 KM WEST OF LOIZA
38	2012	\$ 11,152,050.00	PR 18	4.70	SAN JUAN	CHARDON STREET	AT EAST PLAZA LAS AMERICA
39	2294	\$ 420,000.00	PR 5556	0.50	COAMO	CUYON RIVER	1 KM EAST OF COAMO
40	2458	\$ 7,846,250.00	PR 26	9	CAROLINA	LOS ANGELES AVENUE	3.7 KMS OF CAROLINA
41	2507-T	\$ 450,000.00	OFF PR 636	0.01	ARECIBO	TANAMA RIVER	320 MTS OFF PR 636
42	2516	\$ 1,282,500.00	PR 204	0.99	LAS PIEDRAS	PR 30	2.5KM WEST OF LAS PIEDRAS
43	2572	\$ 528,500.00	OFF PR 372@km 2.5	1	YAUCO	DUEY RIVER	3KM.NORTH OF YAUCO
44	2748	\$ 1,342,250.00	LOCAL ROAD	0.30	CAYEY	MATON RIVER	4KM NORTH WEST CAYEY

- 1) These projects are based on the priorities and inspection reports available on July 2016. The final list of project and their order of execution and bidding may varies.
- 2) Bridge Number followed with letter "T" have a temporary bridge installed (Example "999-T")
- 3) Preliminary estimate based on deck area and typical construction unit cost for the expected scope.

SAFETY PROJECTS

2019		
DESCRIPTION	MUNICIPALITY	COST ESTIMATE
Geometric Improvements PR-3 Intersection with UPR Hospital	Carolina	\$ 699,579.25
Highway Safety Improvements of PR-115 from km. 0.00 to km. 10.84	Añasco - Rincón	\$ 10,905,950.00
Highway Safety Improvements of PR-116 from km 3.0 to km 14.0	Lajas	\$ 6,744,000.00
Highway Safety Improvements of PR-152 from km 11.5 to km 13.65	Naranjito	\$ 1,475,263.35
Highway Safety Improvements of PR-167 from km. 0.0 to km. 9.0	Comerio - Barranquitas	\$ 4,388,000.00
Geometric Improvements of PR-29 Interchange with PR-168 and PR-167	Bayamón	\$ 1,099,765.70
Highway Safety Improvements of PR-52 from km 52.3 to 55.3	Salinas	\$ 4,986,529.24
TOTAL		\$ 30,299,087.54

2020		
DESCRIPTION	MUNICIPALITY	COST ESTIMATE
Highway Safety Improvements of PR-176 from Km. 0.0 to Km. 4.0	San Juan	\$ 3,000,000.00
Highway Safety Improvements of PR-203 from km 0.0 to km 7.1	Gurabo - San Lorenzo	\$ 9,804,709.00
Highway Safety Improvements of PR-183 from km 1.2 to km 10.0 (FY20 Funds \$3,066,177 - AC Funds \$3,558,386)	Caguas - San Lorenzo	\$ 6,624,563.00
Highway Safety Improvements of PR-1 from Km 25.94 to Km 32, San Juan, PR - Phase 2 (Phase 1 will be programmed after FY 22)	San Juan	\$ 12,900,000.00
Programa SEGURO	Metro	\$ 3,362,500.00
Geometric Improvements PR-3 Intersection with UPR Hospital	Carolina	\$ 5,000,000.00
Highway Safety Improvements of PR-8 from km. 0.00 to km. 4.6	San Juan	\$ 8,750,000.00
TOTAL		\$ 49,441,772.00

2021		
DESCRIPTION	MUNICIPALITY	COST ESTIMATE
Highway Safety Improvements of PR-183 from km 1.2 to km 10.0 (FY20 Funds \$3,362,500 - AC Funds \$3,558,386)	Caguas - San Lorenzo	\$ 3,558,386.00
Highway Safety Improvements of PR-137 from Km 0 to Km 9.0 Vega Baja and Morovis (safety)	Vega Baja-Morovis	\$ 9,450,000.00
Highway Safety Improvements of PR-3 from Km 14.4 to Km 18.8 (Safety), Carolina to Río Grande	Carolina - Río Grande	\$ 11,880,000.00
Highway Safety Improvements of PR-385 from Km 0 to Km 5.6, Yauco (Safety)	Yauco	\$ 2,100,000.00
Highway Safety Improvement of PR-6 from Km 0 to Km 2 (safety), Bayamón	Bayamon	\$ 2,100,000.00
TOTAL		\$ 29,088,386.00

2022		
DESCRIPTION	MUNICIPALITY	COST ESTIMATE
Safety Improvements at PR-101 from Km 10 to Km 20, Lajas - Cabo Rojo	Lajas-Cabo Rojo	\$ 4,465,893.71
Highway Safety Improvements of PR-101 from km. 0 to km 10, San German and Lajas	San German-Lajas	\$ 3,536,706.00
Safety Improvements at PR-165 from Km 30 to Km 38, Catano - Guaynabo	Cataño-Guaynabo	\$ 7,179,050.00
Safety Improvements PR-2 Km., Penuelas	Penuelas	\$ 1,575,000.00
Safety Improvements at PR-420 from Km 0 to Km 9.4, Moca	Moca	\$ 2,860,060.00
Safety Improvements at PR-782 from Km 0 to Km 10, Cidra	Cidra	\$ 3,049,000.00
Safety Improvements at PR-829 from Km 0 to km 11.1, Bayamón	Bayamon	\$ 3,395,390.00
Safety Improvements at PR-900 from Km 0 to Km 11, Yabucoa	Yabucoa	\$ 3,363,900.00
TOTAL		\$ 29,424,999.71

*Projects may move between fiscal years based on PS readiness and budget availability.

PAVEMENT PROJECTS

2019		
DESCRIPTION	MUNICIPALITY	COST ESTIMATE
Pavement Rehabilitation and Reconstruction of PR-2 from km 92.05 to km 96.86	Hatillo - Camuy- Quebradillas	\$ 4,064,856.40
Pavement Rehabilitation and Reconstruction of PR-2 from km 87.87 to km 92.05	Hatillo - Camuy- Quebradillas	\$ 13,002,308.00
Pavement Rehabilitation and Reconstruction of PR-52 from km 95.0 to km 99.0	Ponce	\$ 7,766,877.80
Pavement Rehabilitation and Reconstruction of PR-52 from km. 38.0 to km. 49.00	Cayey	\$ 14,929,530.00
TOTAL		\$ 39,763,572.20
2020		
DESCRIPTION	MUNICIPALITY	COST ESTIMATE
Pavement Reconstruction of PR-2 from Km 180 to Km 186.4, Sabana Grande (Interstate)	Sabana Grande	\$ 6,000,000.00
Pavement Reconstruction of PR-2 from Km 187 to Km 195, Guánica (Interstate)	Guanica	\$ 23,540,903.00
Pavement Reconstruction at PR-189 from km. 0.0 to km.13.0	Caguas - Gurabo - Juncos	\$ 6,529,694.00
TOTAL		\$ 36,070,597.00
2021		
DESCRIPTION	MUNICIPALITY	COST ESTIMATE
Pavement Rehabilitation and Reconstruction of PR-53 form km. 81.0 to km. 86.862 Fase 1 (Interstate)	Guayama - Salinas	\$ 12,000,000.00
Pavement Rehabilitation and Reconstruction of PR-53 from km. 86.863 to km. 94.0 Fase II (Interstate)	Salinas	\$ 22,175,000.00
TOTAL		\$ 34,175,000.00
2022		
DESCRIPTION	MUNICIPALITY	COST ESTIMATE
Pavement Reconstruction of PR-30 from Km 25 to Km 28, Humacao	Humacao	\$ 13,200,000.00
Pavement Reconstruction at PR-1 from Km 15 to Km 21, San Juan, PR (Interstate)	San Juan	\$ 6,975,640.00
Pavement Reconstruction of PR-2 from Km 145 to Km 152, Mayaguez (Interstate)	Mayaguez	\$ 10,345,280.00
Pavement Reconstruction at PR-3 from Km 42.5 to Km 47.6, Luquillo, PR (Interstate)	Luquillo	\$ 9,694,080.00
Pavement Reconstruction of PR-333 from Km 0 to Km 10.1, Guánica	Guanica	\$ 4,000,000.00
Pavement Reconstruction of PR-354 from Km 0 to Km 9.25, Mayaguez	Mayaguez	\$ 3,660,000.00
Pavement Reconstruction of PR-765 from Km 0 to Km 11.1, Caguas	Caguas	\$ 4,400,000.00
Pavement Reconstruction at PR-2 from Km 125.5 to Km 125.9, Aguadilla, PR (Interstate)	Aguadilla	\$ 490,000.00
Pavement Reconstruction at PR-25R from Km 0 to Km 4, San Juan, PR	San Juan	\$ 4,285,000.00
Pavement Reconstruction of PR-53 from Km 69 to Km 71, Patillas (Interstate)	Patillas	\$ 3,675,000.00
Pavement Reconstruction at PR-2 from Km 1 to Km 6, Guaynabo, PR (Interstate)	Guaynabo	\$ 9,200,000.00
Pavement Reconstruction of PR-779 from km 0 to km 10.86, Comerío	Comerio	\$ 4,300,000.00
TOTAL		\$ 74,225,000.00

*Projects may move between fiscal years based on PS readiness and budget availability.

Appendix D

ITS Projects

2019	
DESCRIPTION	COST ESTIMATE
Traveler Information Reporting / TMC Operations	\$ 950,000.00
SEGURO	\$ -
ITS Design / Implementation Real time Information/ Rev. Lane Operation	\$ -
Total	\$ 950,000.00

2020	
DESCRIPTION	COST ESTIMATE
TMC Operations	\$ 1,600,000.00
Reversible Lane Operation PR-18 & PR-52	\$ 900,000.00
ITS Device Preservation Maintenance	\$ 1,000,000.00
Traffic Signal System Management	\$ 500,000.00
Total	\$ 4,000,000.00

2021	
DESCRIPTION	COST ESTIMATE
Traveler Information Reporting / TMC Operations	\$ 1,300,000.00
SEGURO	\$ 3,000,000.00
ITS Design / Implementation Real time Information/ Rev. Lane Operation	\$ 2,500,000.00
Total	\$ 6,800,000.00

2022	
DESCRIPTION	COST ESTIMATE
Traveler Information Reporting / TMC Operations	\$ 1,350,000.00
SEGURO	\$ 3,000,000.00
ITS Design / Implementation Real time Information/ Rev. Lane Operation	\$ 2,500,000.00
Total	\$ 6,850,000.00

*Projects may move between fiscal years based on PS readiness and budget availability.

Proposed Transportation Projects CDBG-DR		
Project Description	Municipality	Total Requested Amount
Loiza Bypass from PR-188 to PR-187	Loiza	\$ 23,325,000.00
PR-158 Connector, from PR-52 to PR-1 - Phase 1	Cayey	\$ 18,300,000.00
PR-158 Connector, from PR-52 to PR-1 - Phase 2	Cayey	\$ 21,500,000.00
Isabela Connector from PR-472 to PR-112	Isabela	\$ 12,350,000.00
Barranquita South Bypass from PR-156 to PR-759	Barranquitas	\$ 17,500,000.00
Villalba Bypass from PR-151 to PR-150	Villalba	\$ 31,000,000.00
Higuillar Avenue form Efron Avenue / PR-696 to PR-694 / PR-22	Dorado	\$ 4,700,000.00
Widening of PR-545 newar PR-52 to PR-14	Coamo	\$ 6,500,000.00
San Lorenzo Bypass, from PR-183 / PR-181 to PR-745	San Lorenzo	\$ 64,000,000.00
Aguas Buenas North Bypass, from PR-156 East to PR-156 West - Phase 1	Aguas Buenas	\$ 41,750,000.00
Aguas Buenas North Bypass, from PR-156 East to PR-156 West - Phase 2	Aguas Buenas	\$ 47,600,000.00
PR-122 Lajas-San German Connector, from PR-321 to PR-166	Lajas - San German	\$ 19,900,000.00
PR-18N to PR-21E Ramp and Medical Center Connector	San Juan	\$ 25,250,000.00
Cidra Connector, from Industrial Avenue to PR-184 - Phase 1	Cidra	\$ 32,300,000.00
Cidra Connector, from Industrial Avenue to PR-184 - Phase 2	Cidra	\$ 42,100,000.00
Cidra Connector, from Industrial Avenue to PR-184 - Phase 3	Cidra	\$ 47,000,000.00
Relocation of PR-111 from PR-111/PR-451 to PR-111/PR-111R	San Sebastian - Lares	\$ 52,300,000.00
Access Improvements to Aguadilla Airport, from PR-110 to PR-107, Includes Burns Street Connector	Aguadilla	\$ 30,300,000.00
Widening of PR-845 from PR-844 to PR-199, San Juan-Trujillo Alto	San Juan - Trujillo Alto	\$ 30,000,000.00
PR-10 - Phase 1	Adjuntas-Utuado	\$ 48,000,000.00
PR-10 - Phase 2	Adjuntas-Utuado	\$ 48,400,000.00
PR-10 - Phase 3	Adjuntas-Utuado	\$ 58,400,000.00
PR-10 - Phase 4	Adjuntas-Utuado	\$ 41,000,000.00
Extension PR-5, from PR-199 to PR-167	Bayamon	\$ 150,000,000.00
Expressway Conversion of PR-2	Ponce - Mayaguez	\$ 230,000,000.00
Extension PR-22 from PR-22/PR-2 to PR-2/PR-111	Hatillo - Aguadilla	\$ 1,183,000,000.00
Geometric Improvements at Intersections	Bayamon	\$ 8,000,000.00
Peñuelas Bypass	Peñuelas	\$ 11,500,000.00
Total Requested Amount		\$ 2,345,975,000.00

Available Funding

There is available funding from previous deobligations and funding that was not obligated from previous fiscal years.

Projects Deobligated to be Reobligated during FY's 2019-2022			
AC-Code	Fed No.	Project Description	Amount
AC-TBD		Rehabilitation of Bridge No. 3000 Over La Plata River PR-5, Naranjito - To be divided into three phases. Phase 2 -Supporting Structure Repairs	\$ 4,000,000.00
AC-TBD		Rehabilitation of Bridge No. 3000 Over La Plata River PR-5, Naranjito - To be divided into three phases. Phase 3 - Preliminary Bridge Activities	\$ 6,000,000.00
AC-001521	0015011	Pavement Rehabilitation Highway PR-15, Kilometers: 0.00 to 11.30, Guayama and Cayey	\$ 1,250,000.00
AC-003510	0035001	San Juan Island Traffic Signal System and PR-1 Improvements	\$ 1,000,000.00
AC-010029	0100011	Design and NEPA; Widening of PR-100 From PR-308 to PR-101, Cabo Rojo	\$ 1,067,000.00
AC-010199	9999191	Traffic Signs and Pavement Markings on School Zones, Toa Alta, Toa Baja, Dorado and Corozal	\$ 45,000.00
AC-010612	0106007	Replacement of Bridge No. 217 Over Gandel Creek, Highway PR-106, Kilometer: 2.52, Mayaguez	\$ 100,000.00
AC-011417	0114003	Right of Way for Project Rehabilitation of Bridge No. 2161, Highway PR-114, Kilometer: 2.20, Mayaguez	\$ 40,000.00
AC-013233	0132014	Improvements of Bridge No. 1373 Over Canas Rlver, Highway PR-132 Kilometer: 25.00, Ponce	\$ 90,000.00
AC-013934	0139018	Rehabilitation of Bridge No. 284 Over Waterway, Highway PR-139, Kilometer: 22.8, Ponce	\$ 55,000.00
AC-014076	0140027	Replacement of Bridge No. 1828, Highway PR-140, Barceloneta (GRS, Hfl)	\$ 20,000.00
AC-014514	0145007	Replacement of Bridge No. 1130, Highway PR-145, Ciales	\$ 100,000.00
AC-017242	9999188	TCSP FY 2009 Discretionary Grant for Environmental Phase of Cayey - Cidra Connector	\$ 20,000.00
AC-026118	0026022	Rehabilitation of Bridge No. 2458 (Los Angeles), Highway PR-26, Carolina	\$ 150,000.00
AC-062305	0623001	Rehabilitation of Bridge No. 1199, Highway PR-623, Kilometer: 1.8, Arecibo	\$ 40,000.00
AC-082409	0824003	Right of Way for Project: Improvements to Bridge No. 547, Highway PR-824 Kilometer: 2.80, Galateo Ward, Toa Alta	\$ 5,000.00
AC-086009	9999155	Reconstruction and Pavement Rehabilitation of Highways PR-860, PR-8860 and PR-887	\$ 3,000.00
AC-100074	0010058	Highway PR-10, Connector from PR-10 to PR-123, Utuado	\$ 1,450,000.00
AC-200261	0002052	Traffic Signal System Improvements, Highway PR-2, Ponce By Pass, Municipality of Ponce	\$ 130,000.00
AC-200262	0002053	Traffic Signal System Improvements, Highway PR-2, From PR-22 to PR-112, Hatillo to Isabela	\$ -
AC-200282	0002065	Preservation of Bridges No. 941 and 942 Highway PR-2 Over PR-385 Penuelas	\$ 30,000.00
AC-220124	9999238	Northwest Corridor Access Modification, Management Plan and Financial Plan	\$ 525,000.00
AC-300109	0030023	Safety Improvements Highway PR-30, From Km. 8.4 to Km. 21.4, Gurabo, Juncos, Las Piedras	\$ -
AC-301008	0003013	Replacement of Bridge No. 138 Over Guamani River, Guayama	\$ 150,000.00
AC-301127	0003041	Geometric and Safety Improvements, Highway PR-3 Intersection with UPR Hospital, Carolina	\$ 1,500,000.00
AC-301128	0003031	Replacement of Bridge No. 122 Over Santiago River, Highway PR-3, Kilometer: 67.7, Naguabo	\$ 90,000.00
AC-301131	0003045	Naguabo - Humacao Safety Improvements (Including Shore bank Stabilization), Highway PR-3 Kms. 68.4 to 70.0	\$ 45,000.00
AC-301141	0003047	Safety Improvements PR-3, Carolina - Río Grande	\$ 3,000,000.00
AC-800319	0150008	Replacement of Bridge Over Descalabrado River, Highway PR-150, Coamo	\$ 150,000.00
AC-800338	0503004	Landslide Correction and Roadway Reconstruction PR-503 Km. 2.0, Ponce	\$ 282.28
AC-800347	0181020	Landslide Correction, Pvt Repairs, Miscs Works PR-181, 3, 759, 184, 928, 931, 941 & 978, Yabucoa, Maunabo, Patillas, Gurabo, Junco	\$ 19,000.00
AC-800360	9999138	Reconst of Highways PR-155, Kms 10.0, 12.2 & 20.3, PR-151 Kms. 7.1 & 12.9 and PR-157 Km. 3.4, Comerio, Orocovis, Coamo, Villalba	\$ 2,500.00
AC-800377	9999153	Traffic Signs and Pavement Markings, School Zones, Varios Municipalities	\$ 5,000.00
AC-800378	9999146	Pavement Markings and Signing Improvements School Zones, Barceloneta, Florida and Morovis	\$ 45,000.00
AC-800408	9999159	Reconstruction of PR-957 Km. 1.2 Canovanas, PR-185 Km. 11.1 Carolina, PR-186 Km.s 3.5, 6.5 & 11 Canovanas & PR-185 Kms 14 to 18.5	\$ 9,000.00
AC-800478	9999207	Replacement of Bridges No. 631 over Cofresi Creek PR-200R Km. 0.1 and No. 1133 Unknown Creek Progreso St. PR-200, Vieques	\$ 150,000.00
AC-800494	9999225	Traffic Signal Systems Preventive Maintenance and Emergency Repair Services PR-2, Moca to Hormigueros	\$ 1,000,000.00
AC-800496	9999219	Bicycle-Pedestrian Count Technology Pilot Program (Puerto Rico MPO(San Juan))	\$ 10,000.00
AC-991801	9999243	San Lorenzo By Pass From Int. PR-181/PR-183 to Int. PR-181/PR-9912, San Lorenzo	\$ 225,000.00
AC-992904	9929001	Replacement of Bridge No. 1851, Highway PR-9929, San Lorenzo	\$ 75,000.00
	0002072	Pavement Rehabilitation of Highway PR-2, Kilometers: 160.80 to 163.00, Hormigueros	\$ 375,000.00
AC-001872	0052062	Traffic Congestion Management Project Dynamic Toll Lanes Phase III, Unit 2, PR-18 Municipality of San Juan	\$ 6,000,000.00
	0053010	NEPA Compliance Highway PR-53, Yabucoa - Guayama	\$ 1,500,000.00
AC-010262	0102009	Replacement of Bridge No 642 Over Corazones Creek, Highway PR-102 Kilometer 5.70	\$ 225,000.00
	0123012	Repairs to Landslide at Highway PR-123 Km. 26.9, Adjuntas	\$ 300,000.00
AC-015235	0152009	Safety Improvements PR-152 Kilometers: 0.00 to 11.25, Barranquitas Naranjito	\$ 1,400,000.00
	0156019	Safety Improvements Highway PR-156, Kilometers 41.9 to 59.6, Caguas and Aguas Buenas	\$ 500,000.00

Projects Deobligated to be Reobligated during FY's 2019-2022			
AC-Code	Fed No.	Project Description	Amount
015802	0158002	Access Request and National Policy Act Compliance for Construction PR-158 From PR-743 to PR-1, Cayey	\$ 700,000.00
	0172012	Safety Improvements Highway PR-172 From PR-1 to PR-787, Caguas and Aguas Buenas	\$ 550,000.00
	9912002	ROW for Replacement of Bridge No. 1058 Over Rio Grande de Loiza, PR-9912 Km. 0.1, San Lorenzo	\$ 120,000.00
AC-800308	9999104	Traffic Signal System Improvements, Riomar Zone II, Highways	\$ 125,000.00
AC-000208	9999202	Safe Route to School Project for the Municipalities of Vieques, Culebra, Ceiba, Naguabo and Humacao	\$ 240,000.00
AC-000207	9999205	Safe Route so School Project for the Municipalities of Moca, San Sebastian, Las Mar as, Maricao, Quebradillas and Isabela	\$ 275,000.00
AC-000212	9999213	Pedestrian & Bicycle Trail along Highway PR-546, from PR-153 to Ba os de Coamo facilities, Coamo	\$ 70,000.00
AC-800505	9999229	Pavement Rehabilitation Highway PR-151, Kilometers: 0.00 to 7.00, Villalba	\$ 300,000.00
AC-803536	9999246	Emergency Repairs Works Hurricane Maria - Super Asphalt Pavement Corporation	\$ 500,000.00
AC-805536	9999248	Emergency Repairs Works Hurricane Maria - Puerto Rico Asphalt LLC	\$ 450,000.00
	9999262	Emergency Repair Works (Islandwide) - R&F Asphalt Unlimited Inc.	\$ 450,000.00
AC-837536	9999306	Emergency Works for Landslide Corrections PR-3 Kms. 99.20 and 115.1 Yabucoa; PR-181 Km. 27.2 San Lorenzo and PR-917 Km. 1.8 Las Piedras	\$ 750,000.00
AC-200263	0002054	Traffic Signal System Improvements, Highway PR-2, Unit # 1	\$ 175,000.00
AC-200267	0002060	Traffic Signals System and Geometric Improvements PR-2, Cantera Ward to Plaza Atenas, Manati	\$ 800,000.00
AC-200200	0002073	Design and NEPA for the Construction of Elevated Structure at the Intersection or Highways PR-2 and PR-114. Includes the channelization of Merle and Pulida Creeks and the construction of North-South frontage road in PR-114	\$ 800,000.00
AC-301133	0003043	Feasibility Studies for Improvements to PR-3, Rio Grande to Fajardo - Project Obligated in FY 2019	\$ 1,217,126.26
AC-100088	0010077	Safety Improvements PR-10, Ponce - Adjuntas, From Kilometer: 0.00 to Kilometer: 29.80 - Project Obligated in FY 2019	\$ 16,374,641.52
AC-002065	0020008	Safety Improvements Highway PR-20, Kilometers: 0.00 to 10.00, Guaynabo - Project Obligated in FY 2019	\$ 21,415,960.50
AC-002906	0029005	Bridges 1131& 1132 over Rio Hondo, PR-29 km 1.4 - Project Obligated in FY 2019	\$ 10,889,821.50
AC-019143	0031022	Replacement of Bridge No. 194, Over Rio Blanco, PR-31 Kilometer: 8.8, Naguabo - Project Obligated in FY 2019	\$ 9,987,364.00
AC-520131	0052044	Traffic Congestion Management Project Dynamic Toll Lanes Phase II, Unit 1, from Sta. 30+80.00 to Sta. 63+00.00 PR-52, Municipality of Caguas - Project Obligated in FY 2019	\$ 20,354,531.04
AC-001870	0052045	Congestion Managed Lanes Dynamic Toll Operation Phase 3 Unit 1, Las Americas Expressway PR-18, From Station: 13+40.00 to Station: 20+03.19, San Juan - Project Obligated in FY 2019	\$ 9,540,720.00
AC-990133	0052047	RFP for San Juan, Management Operation of Reversible Lane Barrier System	\$ 500,000.00
AC-520133	0052049	Pavement Rehabilitation PR-52, Kilometers: 66.00 to 71.60, Salinas and Santa Isabel - Project Obligated in FY 2019	\$ 17,857,565.00
AC-520140	0052050	Pavement Rehabilitation PR-52, Kilometers: 71.60 to 77.00, Santa Isabel and Salinas - Project Obligated in FY 2019	\$ 17,231,966.40
AC-520138	0052051	Safety Improvements PR-52, Kilometers 49.0 to 52.30, Salinas - Project Obligated in FY 2019	\$ 4,221,915.50
AC-520137	0052052	Safety Improvements PR-52, Kilometers: 55.30 to 61.00 - Project Obligated in FY 2019	\$ 5,242,764.90
AC-005380	0053009	Geometrical and Safety Improvements PR-53, Toll Plazas at Kilometers: 28.3 and 34.8; and PR-903 within PR-3 and PR-906, Humacao	\$ 175,000.00
AC-006639	0066001	Safety Improvements Highway PR-66, Kilometers: 0.00 to 20.00, Carolina, Canovanas and Rio Grande - Project Obligated in FY 2019	\$ 10,055,955.80
AC-010270	0102018	Pavement Rehabilitation Highway PR-102, Kilometers: 24.60 to 29.40, Cabo Rojo	\$ 350,000.00
AC-011019	0110010	Safety Improvements PR-110, Kilometers: 0.0 to 11.5, Anasco and Moca - Project Obligated in FY 2019	\$ 189,926.27
AC-012201	0122005	Construction of PR-122, Lajas - San German, From PR-166 to PR-122, Lajas and San German	\$ 175,000.00
AC-015237	0152010	Safety Improvements Highway PR-152, Kilometers: 13.65 to 20.50, Barranquitas and Naranjito - Project Obligated in FY 2019	\$ 1,596,229.80
AC-017417	0174011	Replacement of Bridge No. 2479, Highway PR-174 Kilometer: 14.0, Bayamon	\$ 450,000.00
AC-017416	0174012	Scouring Mitigation Bridge No. 1107 Over Minillas River, Highway PR-174, Kilometer: 4.5, Bayamon - Project Obligated in FY 2019	\$ 333,955.55
AC-018771	0187008	Safety Improvements Highway PR-187, Kilometers 0.00 to 17.90, Carolina and Loiza	\$ 375,000.00
AC-020309	0203007	Safety Improvements PR-203 Intersection with PR-183, From Station: 63+40.00 to Station: 71+75.56, San Lorenzo - Project Obligated in FY 2019	\$ 1,795,559.17
AC-020402	0204001	Traffic Signals and Geometric Improvements Highway PR-204, Las Piedras	\$ 25,000.00
AC-048506	0485001	Bicycle Trail Adjacent to PR-485, Camuy	\$ 1,500,000.00
AC-065605	0656002	Reconstruction of Highway PR-656, Km. 2.3, Arecibo	\$ 5,500,000.00
AC-068112	0681001	Replacement of Bridge No. 702, Highway PR-681, Km.: 0.1, Arecibo	\$ 250,000.00
AC-071507	0715001	Pavement Rehabilitation, Highway PR-715, Kilometers: 0.0 to 5.4, Cayey	\$ 350,000.00
AC-075206	0752001	Rehabilitation and Scouring Mitigation Bridge No. 672 Over Jacanas Creek, Highway PR-752 Kilometer: 0.8, Arroyo	\$ 400,000.00
AC-085209	0852002	Slab Replacement and Scour Mitigation of Bridge No. 1724, Highway PR-852, Trujillo Alto	\$ 27,000.00
AC-085812	0858001	Highway Safety Improvements to PR-858, Kilometers 1.4 to 1.6, Carolina	\$ 90,000.00
AC-091710	0917002	Reconstruction of Highway PR-917, Kilometers: 3.0 to 3.3, Las Piedras	\$ 30,000.00
AC-313206	3132002	Route Feasibility Study to Complete Penuelas South Bypass PR-3132, From PR-132 to Existing PR-3132, Penuelas	\$ 250,000.00

Projects Deobligated to be Reobligated during FY's 2019-2022			
AC-Code	Fed No.	Project Description	Amount
AC-774106	7741002	Reconstruction of Highway PR-7741 Km. 3.4, Guayama	\$ 70,000.00
AC-805271	9999122	Replacement of Bridge No. 172 Over Descalabrado River, Highway PR-14, Coamo - Project Obligated in FY 2019	\$ 465,951.25
AC-010166	9999134	Toa Baja Recreational Trail (Design and Construction) - Project Obligated in FY 2019	\$ 1,339,134.32
AC-800332	9999187	Furnishing and Installation of Kilometer and Hectometer Markers, South Region - Project Obligated in FY 2019	\$ 744,768.84
AC-800330	9999211	Furnishing and Installation of Kilometer and Hectometer Markers, East Region	\$ 500,000.00
AC-000213	9999215	Feasibility Study Improvements to PR-2, Mayaguez - Aguadilla	\$ 800,000.00
AC-000257	9999236	RFP for the Acquisition of Laboratory Management Information System (LMIS)- Project Obligated in FY 2019	\$ 1,000,000.00
AC-TBD		Rehabilitation of Bridge No. 3000 Over La Plata River PR-5, Naranjito - To be divided into three phases. Phase 1 - Improvements to PR-167	\$ 2,260,341.69
Total		Total Deobligations	\$ 2 05,133,981.59
		Total Obligated	\$ 1 51,855,857.62
		Remaining Balance	\$ 53,278,123.97

2019 Carry Over Funding Projects			
AC Code	Fed No.	Project Description	Amount
AC-001206	0012005	PR-12 Pavement Rehabilitation - Project Obligated in FY 2019	\$ 12,318,802.10
AC-005383	0053012	PR-53 from km 0.6 to km 7.9 - Project Obligated in FY 2019	\$ 12,184,700.00
AC-010272	0102019	Safety Improvements to PR-102 from km 7.8 to km 17.8 - Project Obligated in FY 2019	\$ 59,566.20
AC-011417	0114004	Bridge #2161 over waterway, PR-114 Km 2.2, Mayaguez - Project Obligated in FY 2019	\$ 323,100.85
AC-011534		Highway Safety Improvements of PR-115 from km. 10.84 to km. 20.4, Rincón-Aguada - Project Obligated in FY 2019	\$ 2,817,237.50
AC-014354	0143035	Bridge #780 over Matrullas River, PR-143 Km 36.0, Orocovis - Project Obligated in FY 2019	\$ 227,920.80
AC-014984		Highway Safety Improvements of PR-149 from km 0.00 to 12.80, Manatí-Ciales - Project Obligated in FY 2019	\$ 11,165,013.20
AC-091206	0902003	Bridge #2314 over Cayaguas River, off PR-902 km 0.1, San Lorenzo - Project Obligated in FY 2019	\$ 25,041.48
AC-200307		Pavement Rehabilitation and Reconstruction of PR-2 from km 96.86 to km 100.06 - Project Obligated in FY 2019	\$ 4,657,677.20
AC-800533	0052064	DTL - Phase 3 - Unit 4 - PR-52 km 4.7 to 6.4 (sta 123+80 to sta 151+66) - Project Obligated in FY 2019	\$ 14,036,765.40
AC-800542		DTL - Phase 4 - Unit 1 - PR-52 / PR-30 Caguas (km 13.96 to 16.63) - Project Obligated in FY 2019	\$ 919,039.00
AC-991202	9912001	Bridge #1058 over Río Grande de Loiza, PR-9912 Km 0.1, Cyaguas Ward, San Lorenzo - Project Obligated in FY 2019	\$ 4,017,310.24
Total			\$ 62,752,173.97

2020 Carry Over Funding Projects			
AC Code	Fed No.	Project Description	Amount
AC-010166	9999134	Construction of a new recreational trail for bicycles and pedestrians from Río Bayamon to PR-165, Toa Baja	\$ 2,418,000.00
AC-018193	0181022	Utua, Julio Andino Pedestrian Bridge, PR-181, San Juan	\$ 2,294,606.65
AC-015236	0152011	Constructio, PR-152 from km 11.5 to km 13.65, Naranjito	\$ 1,407,166.20
AC-411901	4119(1)	Construction of Las Marías Connector, Las Marías	\$ 4,371,302.41
AC-500023		Construction, Rincón Pedestrian Route, Rincon	\$ 5,450,000.00
AC-148506	0485001	Construction, Additional Funds for the Extension of Camuy Bicycle Trail, Camuy	\$ 713,395.35
AC-065403	0680001	Construction, Bridge #1638 over Río Grande De Arecibo, Victor Rojas Ave., km 0.10, Arecibo	\$ 726,102.30
Total			\$ 17,380,572.91

HTA's projected fiscal situation with fiscal measures: Detail

■ Impacted by measure

In \$ thousands	2017-18 P	2018-19 P	2019-20 P	2020-21 P	2021-22 P	2022-23 P	6 Yr Total: FY18-FY23
Toll fares, includes [3], [5] and [13]	120,468	132,892	141,049	148,304	154,778	166,832	864,324
Gasoline Tax	131,070	139,107	140,572	142,445	144,577	146,595	844,366
Diesel Tax	12,500	12,500	12,500	12,500	12,500	12,500	75,000
Petroleum Products Tax	290,748	290,748	290,748	290,748	290,748	290,748	1,744,485
Cigarettes taxes	19,992	19,992	19,992	19,992	19,992	19,992	119,952
Motor Vehicle License Fees	28,296	29,658	29,775	29,734	29,741	29,710	176,915
Act 30 - Licenses Fees Transferred to Act	51,998	54,501	54,716	54,640	54,653	54,596	325,104
Transit Revenues	8,052	9,308	9,406	9,531	9,674	9,809	55,779
Electronic Toll Fines, includes [5]	27,177	18,948	19,148	19,403	19,693	19,968	124,338
Other income, includes [6]	4,618	6,265	7,101	7,953	8,815	8,894	43,646
Operating Revenue	694,920	713,919	725,006	735,249	745,170	759,644	4,373,909
FHWA Funds, includes [4]	132,766	405,676	321,422	180,018	153,830	153,830	1,347,542
State Funds Earmarked for CapEx	159,963	82,073	67,334	59,067	53,020	53,761	475,219
Federal Emergency Revenues	175,553	256,565	145,201	55,135	-	-	632,454
Transit Funds	51,857	70,000	70,000	25,000	25,000	25,000	266,857
Hurricane Loss Assessment - Insurance and FEMA Revenue	27,002	54,004	27,002	-	-	-	108,007
Capital Contribution	547,140	868,318	630,958	319,221	231,850	232,591	2,830,079
Total Revenues After Federal Fund Transfers	1,242,060	1,582,237	1,355,965	1,054,470	977,020	992,235	7,203,988
Right of Way	(3,300)	(3,300)	(3,300)	(3,300)	(3,300)	(3,300)	(19,800)
Design	(23,000)	(7,769)	(10,716)	(7,882)	(7,882)	(7,882)	(65,132)
Construction Local, includes [7]	(23,160)	(9,190)	(9,190)	(9,190)	(9,190)	(9,190)	(69,108)
Salaries and related benefits, includes [4], [8], [9], [10] and [12]	(46,177)	(44,896)	(36,006)	(30,817)	(28,329)	(25,796)	(212,023)
PayGo Retirement Impact, includes [9]	(13,536)	(13,327)	(11,995)	(11,995)	(11,995)	(11,995)	(74,842)
Litigation Reserve	(6,465)	(8,516)	(9,809)	(10,722)	(11,442)	(11,004)	(57,957)
Right of Way Payments	(16,626)	(13,736)	(7,068)	(1,900)	-	-	(39,330)
Other program expenses, includes [8]	(1,471)	(2,812)	(6,370)	(7,559)	(8,741)	(9,883)	(36,836)
FHWA Construction Spend Projects, includes [7]	(95,768)	(340,801)	(255,567)	(140,769)	(120,009)	(117,156)	(1,070,070)
Non-Federal Construction Projects, includes [7]	(111,750)	(30,796)	(27,606)	(129,169)	(152,734)	(152,734)	(604,790)
FHWA Construction Soft Costs, includes [7]	(36,260)	(51,315)	(49,614)	(22,967)	(18,821)	(21,674)	(200,651)
Non-Federal Construction Soft Costs, includes [7]	(14,153)	(6,800)	(6,481)	(22,556)	(24,989)	(24,686)	(99,665)
Federal Emergency Repair Program	(175,553)	(256,565)	(145,201)	(55,135)	-	-	(632,454)
Local Emergency Repair Program	(6,496)	(7,780)	(3,240)	(2,484)	-	-	(20,000)
Transit CIP	(31,000)	(50,000)	(50,000)	(5,000)	(5,000)	(5,000)	(146,000)
Hurricane Loss Assessment - Local Funding Needs	(1,552)	(3,104)	(1,552)	-	-	-	(6,209)
Hurricane Loss Assessment - Insurance / FEMA Covered	(27,002)	(54,004)	(27,002)	-	-	-	(108,007)
Total Construction	(633,269)	(904,711)	(660,717)	(461,444)	(402,432)	(400,300)	(3,462,873)
Salaries and related benefits, includes [8], [9], [10] and [12]	(39,543)	(38,540)	(26,966)	(20,421)	(17,539)	(14,513)	(157,522)
PayGo Retirement Impact, includes [9]	(4,423)	(4,355)	(3,919)	(3,919)	(3,919)	(3,919)	(24,454)
Toll highways administration and maintenance, includes [5] and [14]	(35,278)	(41,692)	(37,317)	(34,404)	(35,653)	(35,023)	(219,368)
Train operating and maintenance costs, includes [11]	(65,527)	(67,262)	(67,003)	(69,084)	(58,397)	(60,330)	(387,603)
Integrated transportation system, includes [11] and [13]	(14,603)	(11,538)	(11,834)	(12,513)	(13,225)	(13,570)	(77,281)
Other operating expenses, includes [1] and [8]	(30,778)	(41,305)	(30,359)	(28,216)	(26,775)	(25,501)	(182,935)
Total operating expenses	(190,151)	(204,691)	(177,399)	(168,557)	(155,507)	(152,857)	(1,049,162)
Total expenses	(823,421)	(1,109,403)	(838,115)	(630,001)	(557,939)	(553,157)	(4,512,035)
Total Fin. Gap Post-Measures before Rev Retention & Gov. Funding	418,639	472,834	517,849	424,469	419,082	439,078	2,691,952
Retained Revenues to Central Government	(534,603)	(546,505)	(548,303)	(550,059)	(552,211)	(554,141)	(3,285,822)
Total Fin. Gap Post-Measures post-Rev Retention & pre-Gov. Funding	(115,964)	(73,671)	(30,454)	(125,589)	(133,129)	(115,062)	(593,870)
Transfer from Government of PR	138,100	97,300	73,900	222,400	238,000	224,900	994,600
Total Fin. Gap Post-Measures after Rev Retention & Gov. Funding	22,136	23,629	43,446	96,811	104,871	109,838	400,730

Revised HTA Fiscal Plan