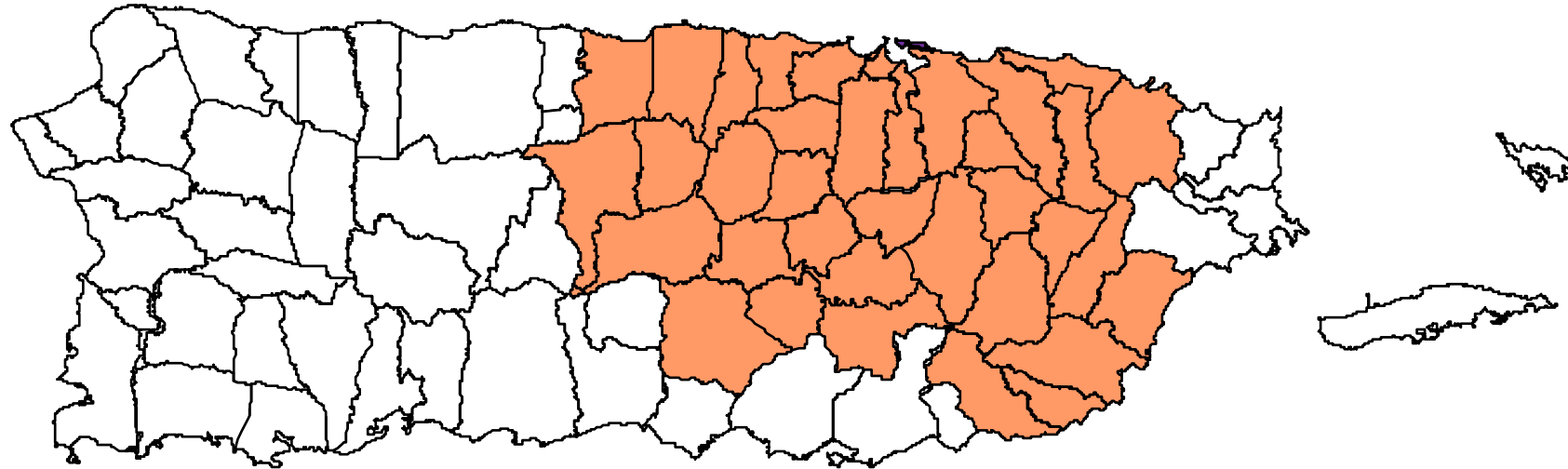





*Government of Puerto Rico*  
*Puerto Rico Department of Transportation and Public Works*  
*Puerto Rico Highway and Transportation Authority*



 *San Juan Urbanized Area (UA > 1,000,000 in Population)*

*Transportation Improvement Program  
(TIP) Fiscal Year 2023-2026*

***AMENDMENT #1***

February 23, 2023





---

*Government of Puerto Rico*  
*Puerto Rico Department of Transportation and Public Works*  
*Puerto Rico Highway and Transportation Authority*

***San Juan Urbanized Area (SJUA)***  
***Transportation Improvement Program (TIP)***

***Fiscal Years 2023-2026***

*The preparation of this document was financed in part through a grant from the U.S. Department of Transportation, Federal Transit Administration, and Federal Highway Administration under Chapter 53 of 49 U.S.C. and 23 U.S.C.*

---

Approved by the Puerto Rico Metropolitan Planning Organization Policy Board Committee



## **INTRODUCTION**

In 1973, the Puerto Rico Department of Transportation and Public Works (PRDTPW) was designated by the Governor of Puerto Rico as the Operative Arm of the Puerto Rico Metropolitan Planning Organization (PRMPO) for the San Juan Urbanized Area (SJUA). To assure a forum for cooperative decision-making in the planning process, the PRMPO acts through a Policy Board Committee for the SJUA, defined by the 2010 Census as falling in the funding category of areas with over one million inhabitants and comprising the following municipalities:

Aguas Buenas	Cidra	Loíza	San Juan
Aibonito	Coamo	Manatí	San Lorenzo
Barranquitas	Comerio	Maunabo	Toa Baja
Bayamón	Corozal	Morovis	Toa Alta
Caguas	Dorado	Naguabo	Trujillo Alto
Canóvanas	Guaynabo	Naranjito	Vega Alta
Carolina	Gurabo	Orocovis	Vega Baja
Cataño	Humacao	Patillas	Yabucoa
Cayey	Juncos	Río Grande	
Ciales	Las Piedras	Salinas	

The Policy Board Committees also include representatives from the following agencies involved with transportation issues:

- ❑ Puerto Rico Department of Transportation and Public Works (PRDTPW)
- ❑ Puerto Rico Highway and Transportation Authority (PRHTA)
- ❑ Puerto Rico Integrated Transit Authority (PRITA)
- ❑ Maritime Transportation Authority (MTA)
- ❑ Metropolitan Bus Authority (MBA)
- ❑ Ports Authority (PA)
- ❑ Planning Board (PB)
- ❑ Public Service Commission (PSC)
- ❑ Permits Management Office (PMO)
- ❑ Environmental Quality Board (EQB)
- ❑ Department of Environmental and Natural Resources (DENR)
- ❑ Puerto Rico Tourism Company (PRTC)
- ❑ Puerto Rico Emergency Management Agency (PREMA)

- ❑ Puerto Rico Division of the Federal Highway Administration (**NON VOTING**)
- ❑ Region IV Administrator of the Federal Transit Administration (**NON VOTING**)

The PRMPO is also responsible for the development and adoption of the Transportation Improvement Program (TIP). This document presents proposed improvements to the transportation and highway system in Puerto Rico. Projects are recommended for Federal funding for a period of four fiscal years. The program reflects the area priorities and is based on realistic estimates of total costs for the four years period. The Annual Element of the TIP consists in the projects proposed for implementation during the First Year Program, i.e. October 1, 2018 to September 30, 2019. The projects included reflect a multimodal approach to alleviate transportation problems.

This document includes the priority list of proposed projects that are to be undertaken by year, consistent with the transportation plan and are financially constrained. Projects included in the Annual Element can be implemented using the estimated allocation for Fiscal Year 2019 and carryover funds.

General transportation priorities are defined as follows:

- Regional projects, projects which involve several municipalities
- Public transportation projects of high impact and investment
- Carryover projects
- Continuity projects
- Transportation projects for the elderly and handicapped
- Construction of transportation facilities
- Improvements of existing transportation facilities
- Construction of shelters/stop for transportation services
- Acquisition of vehicles for public transportation services
- Acquisition of vehicles to support paratransit services
- Preventive maintenance cost for transit vehicles
- Operational assistant to paratransit services
- Construction of facilities for maintenance garage for transit vehicles
- Transit enhancements
- Transit security projects

## Bipartisan Infrastructure Law

### WHAT IS THE TIP?

The *Fiscal Years 2023-2026 San Juan Urbanized Area (SJUA) Transportation Improvement Program (TIP)* was prepared in accordance with the requirements of the Fixing America's Surface Transportation (FAST) Act. The FAST Act was signed by President Obama on December 4, 2015. The FAST Act maintains its focus on safety, keeps intact the established structure of the various highway-related programs we manage, continues efforts to streamline project delivery and, for the first time, provides a dedicated source of federal dollars for freight projects. This Act supports transit funding through fiscal year 2020. This document describes and prioritizes the surface transportation programs and projects that the SJUA Policy Board Committee of Puerto Rico Metropolitan Planning Organization (SJUA PRMPO) has selected for implementation during the program period. The TIP contains the adopted list of public transit, highway, bicycle, and pedestrian projects that will receive federal transportation funds in the near future in accordance with the transportation plan. The TIP needs to be financially constrained; meaning that projects that are identified will have the necessary federal and local funding.

The TIP will be updated at least every three (3) years, and revised as needed. As approved by the SJUA PRMPO Policy Board Committee, the TIP is incorporated in the *Statewide Transportation Improvement Program (STIP)*.

The FY 2022-2026 SJUA TIP identifies transportation programs and projects totaling approximately **\$338,802,100** to be implemented during the four-year program period. The projects included are those eligible for federal funding assistance, as well as regionally significant locally-funded projects. Also, the SJUA TIP can include significant projects that require action by the Federal Highway Administration (FHWA) or the Federal Transit Administration (FTA), regardless of whether or not they are funded with federal funds.

### PROJECT EVALUATIONS

The following criteria were utilized to evaluate the petitions received to be considered in the programing for FY 2022-2026 SJUA TIP:

- Compliance with FAST Act planning factors; and
- Consistency with Long Range Transportation Plan.

The PRHTA Central Planning and Coordination Work Group (CPCWG) with the SJUA Technical Committee reviewed and submitted for consideration of the PRMPO the list of projects to be including in the TIP.

Congress establishes the funding for FTA programs through authorizing legislation that amends Chapter 53 of Title 49 of the U.S. Code. On November 5, Congress sent President Biden the Bipartisan Infrastructure Law for signature. The legislation reauthorizes surface transportation programs for FY 2022-2026 and provides advance appropriations for certain programs. The Bipartisan Infrastructure Law authorizes up to \$108 billion to support federal public transportation programs, including \$91 billion in guaranteed funding.

### FEDERAL HIGHWAY ADMINISTRATION (FHWA)

The Moving Ahead for Progress in the 21st Century Act (MAP-21), enacted in 2012, included provisions to make the Federal surface transportation more streamlined, performance-based, and multimodal, and to address challenges facing the U.S. transportation system, including improving safety, maintaining infrastructure condition, reducing traffic congestion, improving efficiency of the system and freight movement, protecting the environment, and reducing delays in project delivery. The FAST Act builds on the changes made by MAP-21.

Below is a more detailed summary of some FAST Act provisions.

**PROJECT DELIVERY:** DOT has been a leader in reducing the bureaucratic red tape that can stall and delay critical transportation projects from moving forward. The FAST Act adopted a number of Administration proposals to further speed the permitting processes while still protecting environmental and historic treasures and also codifying the online system to track projects and interagency coordination processes.

**FREIGHT:** The FAST Act would establish both formula and discretionary grant programs to fund critical transportation projects that would benefit freight movements. These programs are similar to what the Administration proposed and will for the first time provide a dedicated source of Federal funding for freight projects, including multimodal projects. The Act emphasizes the importance of Federal coordination to focus local governments on the needs of freight transportation providers.

**INNOVATIVE FINANCE BUREAU:** The FAST Act establishes a new National ii  
Surface Transportation and Innovative Finance Bureau within the Department to serve as a one-stop shop for state and local governments to receive federal funding,

financing or technical assistance. This builds on the work of the Department's Build America Transportation Investment Center and provides additional tools to improve coordination across the Department to promote innovative finance mechanisms. The Bureau is also tasked with responsibility to drive efficiency in the permitting process, consistent with our request to establish a dedicated permitting office.

**TIFIA:** The TIFIA Loan program provides important financing options for large projects and public-private partnerships. The FAST Act includes organizational changes that will provide an opportunity for important structural improvements with the potential to accelerate the delivery of innovative finance projects. However, FAST's cut to the TIFIA program could constrain growth in this area over the course of the bill.

**SAFETY:** The FAST Act includes authority sought by the Administration to prohibit rental car companies from knowingly renting vehicles that are subject to safety recalls. It also increased maximum fines against non-compliant auto manufacturers from \$35 million to \$105 million. The law also will help bolster the Department's safety oversight of transit agencies and also streamlines the Federal truck and bus safety grant programs, giving more flexibility to States to improve safety in these areas. However, we know the bill also took a number of steps backwards in terms of the Department's ability to share data with the public and on the Department's ability to exercise aggressive oversight over our regulated industries.

**TRANSIT:** The FAST Act includes a number of positive provisions, including reinstating the popular bus discretionary grant program and strengthening the Buy America requirements that promote domestic manufacturing through vehicle and track purchases.

**LADDERS OF OPPORTUNITY:** The Act includes a number of items that strengthen workforce training and improve regional planning. These include allocating slightly more formula funds to local decision makers and providing planners with additional design flexibilities. Notably, FAST makes Transit Oriented

Development (TOD) expenses eligible for funding under highway and rail credit programs. TOD promotes dense commercial and residential development near transit hubs in an effort to shore up transit ridership and promote walkable, sustainable land use.

### **FEDERAL TRANSIT ADMINISTRATION (FTA)**

MAP-21 transit program provisions further several important goals, including safety, state of good repair, performance, and program efficiency. MAP-21 gives the Federal Transit Administration (FTA) significant new authority to strengthen the safety of public transportation systems throughout the United States. The Act also puts new emphasis on restoring and replacing our aging public transportation infrastructure by establishing a new needs-based formula program and new asset management requirements. In addition, it establishes performance-based planning requirements that align Federal funding with key goals and tracks progress towards these goals.

Finally, MAP-21 improves the efficiency of administering grant programs by consolidating several programs and streamlining the major capital investment grant program known as "New Starts."

The FAST Act, reauthorizes FTA programs and includes changes to improve mobility, streamline capital project construction and acquisition, and increase the safety of public transportation systems across the country. The act's five years of predictable formula funding enables transit agencies to better manage long-term assets and address the backlog of state of good repair needs. It also includes funding for new competitive grant programs for buses and bus facilities, innovative transportation coordination, workforce training, and public transportation research activities.

### **NEW PROGRAMS**

#### **Safety**

MAP-21 grants FTA the authority to establish and enforce a new comprehensive framework to oversee the safety of public transportation throughout the United States. FTA will develop safety performance criteria for all modes of public transportation

(rail, bus, etc.). The new law requires all recipients of FTA funding to develop agency safety plans that include performance targets, strategies, and staff training. For rural recipients, the plan may be drafted by the State. For small urban systems, FTA must issue a rule designating which small urban systems may have their safety plans drafted by the State. These measures and targets must be incorporated into metropolitan and statewide transportation plans and transportation improvement programs.

MAP-21 also grants FTA enforcement authority and permits FTA to issue directives, require more frequent oversight of transit systems, impose more frequent reporting requirements, and require that formula grant funds be spent to correct safety deficiencies before funds are spent on other projects.

**Transit Asset Management**

In 2016, the Federal Transit Administration (FTA), established a requirement for all public transportation providers that receive federal transit assistance to develop a TAM. According to 49 CFR Section 625.5, transit asset management is: “the strategic and systematic practice of procuring, operating, inspecting, maintaining, rehabilitating, and replacing transit capital assets to manage their performance, risks, and costs over their life cycles, for the purpose of providing safe, cost-effective, and reliable public transportation”.

The Final Rule for the TAM requires transit providers to collect and use asset condition data, set targets, and develop strategies to prioritize investments to meet their goals. Following the principles of Performance-Based Planning for management of transit assets, systems and networks must be part of the planning and management process for the PRHTA. The Performance Measures and Targets for the TAM are divided into four categories of transit assets: rolling stock, facilities, infrastructure and equipment. As part of the Final Rule for the TAM, PRHTA established performance targets for these performance measures:

Rolling Stock Asset Type	Number of Assets	Number of Assets with Known Age	Useful Life Benchmark (ULB)	Average Age	No. of Assets that Meet or Exceed ULB	FY 2022 Performance Target (% not SGR)
AO - Automobile	2	2	6	13.9	2	100%
BU - Bus	11	11	12	12.1	5	45.50%
CU - Cutaway Bus	182	141	8	7	54	38.30%
MB - Minibus	261	233	8	8.4	127	54.50%
SUV - Sport Utility Vehicle	2	2	6	12.3	1	50%
VN - Van	181	171	6	5.5	70	40.90%
Unknown Vehicle Type	3	0	N/A	N/A	N/A	N/A
<b>Total</b>	<b>642</b>	<b>560</b>		<b>7.3</b>	<b>259</b>	<b>46.40%</b>

Equipment Asset Type	Number of Assets	Number of Assets with known Age	Useful Life Benchmark (ULB)	Average Age	No. of Assets that Meet or Exceed ULB	FY 2022 Performance Target (% not SGR)
AO - Automobile	2	1	6	2.3	0	0%
ORTV – Other Rubber Tired Vehicles						
	19	14	6	4.8	4	28.60%
Machinery and Equipment						
	1	1	N/A	N/A	N/A	N/A
<b>Total</b>	<b>22</b>	<b>16</b>		<b>4.4</b>	<b>4</b>	<b>25%</b>

TRANSPORTATION ASSET MANAGEMENT (FHWA)

The Federal Highway Administration (FHWA) issued a final rule requiring the development and implementation of a risk-based asset management plan for the National Highway System (NHS) to improve or preserve the condition of the assets and the performance of the system. The rule became effective in October 2, 2017. Asset management refers to a strategic and systematic process of operating, maintaining, and improving physical assets, with a focus on both engineering and economic analysis based upon quality information, to identify a structured sequence of maintenance, preservation, repair, rehabilitation, and replacement actions that will achieve and sustain a desired state of good repair over the life cycle of the assets at optimum cost (23 CFR Part 515 § 515.5).

Puerto Rico Transportation Asset Management (PRTAM) program was established in 2017 with the procurement of the PRTAM plan (PRTAMP). The PRTAMP focus on the NHS pavements, although Non-NHS pavements within the Highway Performance Monitoring System (HPMS) are also considered (see Table 1), and on the National Bridge Inventory (NBI) bridges (see Table 2). The PRTAMP aims to implement a strategic approach to planning, programming, engineering, financing, managing, maintaining, and operating physical assets with the objective of providing the required level of service in the most cost-effective manner. The Initial PRTAMP was delivered and certified in 2018. The Final TAMP is due June 30, 2019. The PRTAMP is developed in accordance with federal laws and regulations, such as Moving America's Surface Transportation Act (FAST). The components of the PR-TAMP are:

- Objectives, Measures and Targets for Asset Condition
- Asset Inventory and Conditions
- Performance Gap Identification and Analysis
- Life Cycle Planning Considerations
- Risk Management Analysis
- Financial Plan
- Investment Strategies

Table 1: Pavement Inventory Summary

System	Manager	Length (Mi)	Lane Miles
INTERSTATE	PRHTA	233	1,034
	Metropistas	52	254
	<b>Subtotal</b>	<b>285</b>	<b>1,288</b>
NHS NON-INTERSTATE	PRHTA	496	1,737
	Metropistas	2	4
	<b>Subtotal</b>	<b>498</b>	<b>1,741</b>
NON-NHS	PRHTA	4,031	8,224
	Metropistas	0	0
	<b>Subtotal</b>	<b>4,031</b>	<b>8,224</b>
TOTAL	PRHTA	4,760	10,995
	Metropistas	53	258
	<b>Total</b>	<b>4,813</b>	<b>11,253</b>

Table 2: Bridge Inventory Summary

System	Manager	Amount	Deck Area (Sq. Mts.)
NHS	PRHTA	529	816,931
	Metropistas	89	301,276
	Autopistas de PR	0	0
	<b>Subtotal</b>	<b>618</b>	<b>1,118,207</b>
NON-NHS	PRHTA	1,698	1,002,120
	Metropistas	8	5,916
	Autopistas de PR	1	54,114
	<b>Subtotal</b>	<b>1,707</b>	<b>1,062,150</b>
TOTAL	PRHTA	2,227	1,819,051
	Metropistas	97	307,191
	Autopistas de PR	1	54,114
	<b>Total</b>	<b>2,325</b>	<b>2,180,356</b>

## URBANIZED AREA FORMULA GRANTS (SECTION 5307)

### Emergency Relief

This new program assists States and public transportation systems with emergency-related expenses. Emergencies are defined as natural disasters affecting a wide area or a catastrophic failure from an external cause for which the governor of a State has declared an emergency (and the Secretary of Transportation has concurred) or the President has declared a major disaster. The program funds capital projects to protect, repair, reconstruct, or replace equipment and facilities.

It also funds transit agency operating costs related to evacuation, rescue operations, temporary public transportation service, or changing public transportation route service before, during, or after an emergency in an area directly affected. The grants only cover expenses not reimbursed by the Federal Emergency Management Agency (FEMA). The program will provide immediate funding, similar to the FHWA emergency program. Funding will be appropriated by Congress as needed.

### Transit-Oriented Development Planning Pilot

MAP-21 creates a new discretionary pilot program for transit-oriented development (TOD) planning grants. Eligible activities include comprehensive planning in corridors with new rail, bus rapid transit, or core capacity projects. The comprehensive plans should seek to enhance economic development, ridership, and other goals; facilitate multimodal connectivity and accessibility; increase access to transit hubs for pedestrian and bicycle traffic; enable mixed-use development; identify infrastructure needs associated with the project; and include private sector participation.

The following sections describe some of the various funding sources for FTA programs, which are including in this document:

- §5307 Urbanized Area Formula Grants
- §5310 Enhanced Mobility of Seniors and Individuals with Disabilities
- §5337 State of Good Repair Grants
- §5339 Bus and Bus Facilities Grants

The PRHTA is the designated recipient of funds apportioned to the Puerto Rico SJUA. The funds are apportioned based on legislative formulas, with different formulas applying to UZAs with populations more than 200,000. The Puerto Rico SJUA apportionment formula is based on population and population density statistics from the most recent decennial census.

This program provides grants to urbanized areas to support public transportation. Funding is distributed by formula based on the level of transit service provision, population, and other factors. The section 5307 provides federal funds for capital, planning, job access and reverse commute projects, for public transportation in urbanized area with a population of more than 200,000. The program remains largely unchanged with a few exceptions:

#### *Job access and reverse commute activities now eligible*

Activities eligible under the former Job Access and Reverse Commute (JARC) program, which focused on providing services to low-income individuals to access jobs, are now eligible under the Urbanized Area Formula program. These include operating assistance with a 50 percent local match for job access and reverse commute activities. In addition, the urbanized area formula for distributing funds now includes the number of low-income individuals as a factor. There is no floor or ceiling on the amount of funds that can be spent on job access and reverse commute activities.

#### *Expanded eligibility for operating expenses for systems with 100 or fewer buses*

MAP-21 expands eligibility for using Urbanized Area Formula funds for operating expenses. Previously, only urbanized areas with populations below 200,000 were eligible to use Federal transit funds for FTA of funding for operating expenses. Under MAP-21, a special rule allows recipients in urbanized areas with populations of 200,000 or above and that operate 100 or fewer buses in fixed route service during peak hours, to receive a grant for operating assistance subject to a maximum amount per system as explained below:

- a. Public transportation systems that operate a minimum of 76 buses and a maximum of 100 buses in fixed route service during peak service hours may receive operating assistance in an amount not to exceed 50 percent of the share of the apportionment that is attributable to such systems within the urbanized area, as measured by vehicle revenue hours.
- b. Public transportation systems that operate 75 or fewer buses in fixed route service during peak service hours may receive operating assistance in an amount not to exceed 75 percent of the share of the apportionment that is attributable to such systems within the urbanized area, as measured by vehicle revenue hours.



### *Eligibility for Safety Certification Training*

The section 5307 funds are permitted to use not more than 0.5 percent of their formula funds under the Urbanized Area Formula Program to pay not more than 80% of the cost of participation for an employee who is directly responsible for safety oversight to participate in public transportation safety certification training. Safety certification training program requirements will be established in accordance with section 5329.

### **ENHANCED MOBILITY OF SENIORS AND INDIVIDUALS WITH DISABILITIES PROGRAM (SECTION 5310)**

This program provides formula funding to increase the mobility of seniors and persons with disabilities. Funds are apportioned based on the Commonwealth share of the targeted populations and are now apportioned to the Commonwealth for areas under 200,000 and large urbanized areas (over 200,000). The former New Freedom program (5317) is folded into this program. The New Freedom program provided grants for services for individuals with disabilities that went above and beyond the requirements of the Americans with Disabilities Act (ADA). Activities eligible under New Freedom are now eligible under the Enhanced Mobility of Seniors and Individuals with Disabilities program.

Projects selected for funding must be included in a locally developed, coordinated public transit human services transportation plan; and the competitive selection process, which was required under the former New Freedom program, is now optional. At least 55 percent of program funds must be spent on the types of capital projects eligible under the former Section 5310 -- public transportation projects planned, designed, and carried out to meet the special needs of seniors and individuals with disabilities when public transportation is insufficient, inappropriate, or unavailable. The remaining 45 percent may be used for: public transportation projects that exceed the requirements of the ADA; public transportation projects that improve access to fixed-route service and decrease reliance by individuals with disabilities on complementary paratransit; or, alternatives to public transportation that assist seniors and individuals with disabilities. Using these funds for operating expenses requires a 50 percent local match while using these funds for capital expenses (including acquisition of public transportation services) requires a 20 percent local match.

### **STATE OF GOOD REPAIR GRANTS (SECTION 5337)**

MAP-21 establishes a new grant program to maintain public transportation systems in a state of good repair. This program replaces the fixed Guideway modernization program (Section 5309).

Funding is limited to Fixed Guideway systems (including rail, bus rapid transit, and passenger ferries) and high intensity bus (high intensity bus refers to buses operating in high occupancy vehicle (HOV) lanes.) Projects are limited to replacement and rehabilitation, or capital projects required to maintain public transportation systems in a state of good repair. Projects must be included in a transit asset management plan to receive funding. The new formula comprises: (1) the former Fixed Guideway modernization formula; (2) a new service-based formula; and (3) a new formula for buses on HOV lanes.

### **BUS AND BUS FACILITIES FORMULA GRANTS (SECTION 5339)**

A new formula grant program is established under Section 5339, replacing the previous Section 5309 discretionary Bus and Bus Facilities program. This program is a source of funding for the urbanized area, but replaces the previous discretionary program under which the transit system was able to obtain several large grants. The program provides funding to replace, rehabilitate, and purchase buses and related equipment as well as construct bus-related facilities.

### **LONG RANGE TRANSPORTATION PLAN CONSISTENCY**

A primary consideration in the selection of projects is the consistency with the LRTP. The LRTP is a regional plan for surface transportation projects that are regional significance and address the projected surface transportation needs of Puerto Rico residents and visitors.

Using the LRTP as the starting point, major projects that were expected to be ready for implementation within the four-year TIP programming period, were considered by the SJUA PRMPO members. The PRMPO members requested project listings also included surface transportation projects and highways projects that are proposed to be funded with federal funds.

## REVISION TO THE TIP

The following administrative provisions have been established in order to ensure timely implementation and oversight of the TIP. A revision refers to a change to the TIP that occurs as needed. A minor revision is an “administrative modification,” while a major revision is an “amendment,” as described below:

### ADMINISTRATIVE MODIFICATION

Administrative modifications are minor revisions to the TIP. These types of revisions do not require solicitation of public comment or demonstration of financial constraint. However, the TIP must remain financially constrained, and administrative modifications must not result in the addition or deletion of another project, including the deferral of a project to a year that is outside of the four year TIP. Existent two types of administrative modifications: pre-approved and expedited.

### PRE-APPROVED ADMINISTRATIVE MODIFICATIONS

To prevent TIP procedures from becoming overly burdensome, Federal regulations allow procedures for administrative modifications to be commensurate with its perceived impact. Recognizing the need to streamline the process for these minor changes, pre-approved administrative modifications, are true as long as the following conditions apply:

- The administrative modifications do not affect financial constraint of the TIP; and
- The administrative modification does not change the scope of the project or the environmental determination.

The following revision could be considered as administrative modifications:

- A. The source of federal funds designated for a project may be revised to reflect a different funding program administered by the same U.S. DOT operating agency.
- B. Federal funding for a project may be changed to local funding.
- C. The amount programmed for a project phase may be revised to reflect changes in cost estimates. Additional funding may reflect up to 50% of the project estimated cost, without exceeding the annual allocation of federal funds.

- D. Additional federal funding, such as congressional earmarks or discretionary funds may be added to a project currently included in the TIP.
- E. In order to expedite project selection for implementation and ensure timely TIP implementation, projects may be advanced from their programmed year if they are “ready-to-go.”
- F. Projects may be deferred to a later year if they are not “ready-to-go” as originally programmed.
- G. A project phase may be deleted or deferred to a year that is outside of the four -year TIP as long as another phase of the project remains in the TIP and the project’s scope is not affected.
- H. Changes may be made to projects that are included in the TIP for illustrative purposes.
- I. A project’s description may be revised or clarified as long as the project’s scope is not affected.

### EXPEDITED ADMINISTRATIVE MODIFICATIONS

Requests for expedited approval of administrative modifications are submitted directly to the PRMPO Policy Board Committee without solicitation of public comment. The administrative modification must not affect the financial constraint of the TIP.

Expedited administrative modifications include the following:

- A. Changing from replacement buses to expansion buses (and vice versa).
- B. Changing the scope of a project to accommodate environmental impact mitigation measures.
- C. Changing the size of revenue rolling stock (e.g. vans, 30’ buses) if the changes results in a change in the total carrying capacity by **25 percent or less**.
- D. Changing the quantity for acquisition for revenue rolling stock that **exceeds 25 percent or less** of the original quantity.

## AMENDMENTS

In the Metropolitan Transportation Planning Final Rule an Amendment “means a revision to a long-range statewide or metropolitan transportation plan, TIP, or STIP that involves a major change to a project included in a metropolitan transportation plan, TIP, or STIP, including the addition or deletion of a project or a major change in project cost, project/project phase initiation dates, or a major change in design concept or design scope (e.g., changing project termini or the number of through traffic lanes). The changes to projects those are included only for illustrative purposes do not require an amendment. An amendment is a revision that requires public review and comment, re-demonstration of fiscal constraint, or a conformity determination (for metropolitan transportation plans and TIPs involving “non-exempt” projects in nonattainment and maintenance areas). In the context of a long-range statewide transportation plan, an amendment is a revision approved by the State in accordance with its public involvement process.”

Major amendments include the following actions:

- A. Adding a project to the TIP/STIP.
- B. Deleting a project from the TIP/STIP, including deferring a project to a year that is outside of the four-year TIP/STIP.
- C. Significantly modifying the design concept or design scope of a programmed project (e.g., changing the project termini). For projects programmed with FTA funds, a change in a project’s scope is considered “major” if the change materially alters the objective or description of the project, or the size, type, or quantity of items. Examples include:
  1. Changing the size of revenue rolling stock (e.g. vans, 30’ buses) if the change results in a change in the total carrying capacity by **more than 25 percent**.
  2. Changing the quantity for revenue rolling stock that are **more than 25 percent** of the original quantity.
  3. Revising the amount programmed for a project phase if it increases the estimated total project cost by **more than 50 percent**.

## PROJECT FINANCIAL PLAN FOR FTA PROGRAMS

The annual element consists of the projects proposed for implementation during the first year program in this document from October 1, 2022 to September 30, 2023. The projects included reflect a multimodal approach in our efforts to alleviate transportation problems.

The estimated federal cost for projects, for FTA programs during the five fiscal years is **\$338,802,100**; distributed as follows:

FTA Section	2023	2024	2025	2026	TOTAL
Section 5307	\$ 147,119,816	\$ 40,722,068	\$ 37,000,000	\$ 37,000,000	\$ 261,841,884
Section 5310	\$ 2,907,105	\$ 314,775	\$ 215,844	\$ -	\$ 3,437,724
Section 5329	\$ 598,637	\$ -	\$ -	\$ -	\$ 598,637
Section 5337	\$ 28,969,718	\$ 11,140,440	\$ 11,100,000	\$ 11,100,000	\$ 62,310,158
Section 5339	\$ 10,613,697	\$ -	\$ -	\$ -	\$ 10,613,697
<b>Total</b>	<b>\$ 190,208,974</b>	<b>\$ 52,177,283</b>	<b>\$ 48,315,843</b>	<b>\$ 48,100,000</b>	<b>\$ 338,802,100</b>

FTA federal assistance is distributed as follow:

### SAN JUAN URBANIZED AREA APPORTIONMENT

SECTION 5307 AND 5340 URBANIZED AREA	
FY 2019 Apportionment	\$22,772,066.00
FY 2020 Apportionment	\$26,901,585.00
FY 2021 Apportionment	\$27,608,663.00
FY 2022 Apportionment	\$36,645,760.00
FY 2023 Apportionment	\$36,967,660.00
<b>Total Funds Available</b>	<b>\$150,895,734.00</b>

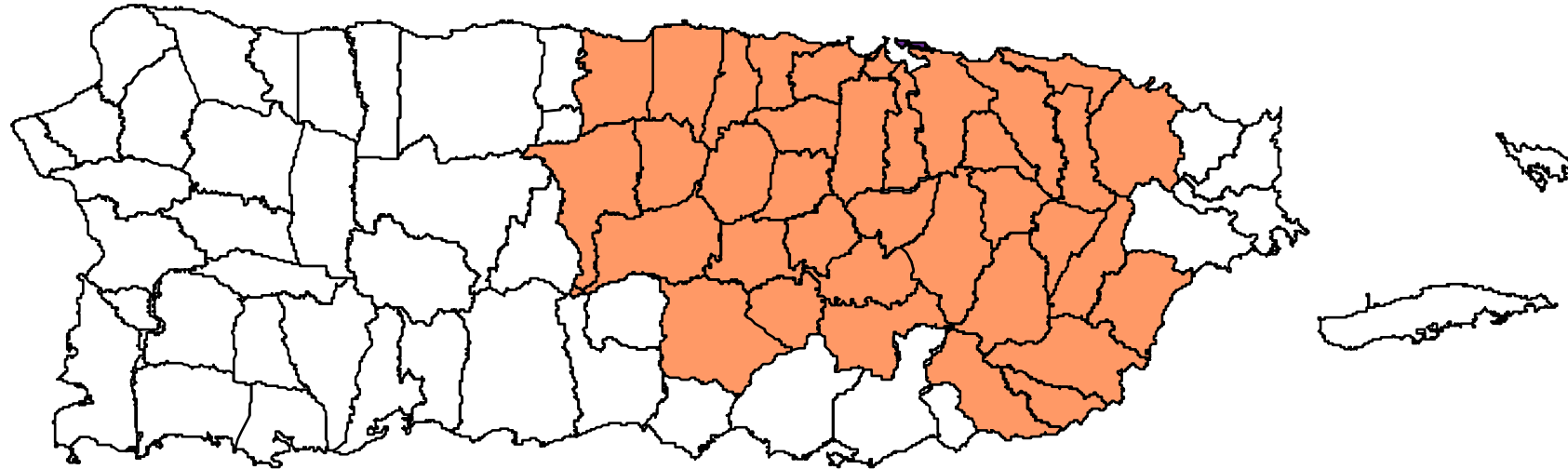
SECTION 5310 ENHANCED MOBILITY OF SENIORS AND INDIVIDUALS WITH DISABILITIES PROGRAM	
FY 2021 Apportionment	\$2,456,197.00
FY 2022 Apportionment	\$3,563,501.00
FY 2023 Apportionment	\$3,547,731.00
<b>Total Funds Available</b>	<b>\$9,567,429.00</b>

SECTION 5329 STATE SAFETY OVERSIGHT PROGRAM	
FY 2021 Apportionment	\$353,277.00
FY 2022 Apportionment	\$598,637.00
FY 2023 Apportionment	\$615,673.00
<b>Total Funds Available</b>	<b>\$1,567,587.00</b>

SECTION 5337 HIGH INTENSITY FIXED GUIDEWAY STATE OF GOOD REPAIR	
FY 2021 Apportionment	\$6,918,181.00
FY 2022 Apportionment	\$10,950,367.00
FY 2023 Apportionment	\$11,101,170.00
<b>Total Funds Available</b>	<b>\$28,969,718.00</b>

SECTION 5339 BUS AND BUS FACILITIES FORMULA GRANTS	
FY 2020 Apportionment	\$2,256,955.00
FY 2021 Apportionment	\$2,790,527.00
FY 2022 Apportionment	\$2,680,331.00
FY 2023 Apportionment	\$2,767,456.00
<b>Total Funds Available</b>	<b>\$10,495,269.00</b>

# *San Juan Urbanized Area*



 *San Juan Urbanized Area (UA > 1,000,000 in Population)*





*Government of Puerto Rico*

*Puerto Rico Department of Transportation and Public Works*  
*Puerto Rico Highway and Transportation Authority*

*Transportation Improvement Program*

***FEDERAL TRANSIT ADMINISTRATION (FTA)***

***San Juan Urbanized Area (SJUA)***

***(UA > 1,000,000 in Population)***

***Section 5307***

---

GOVERNMENT OF PUERTO RICO  
 PUERTO RICO DEPARTMENT OF TRANSPORTATION AND PUBLIC WORKS  
 PUERTO RICO HIGHWAY AND TRANSPORTATION AUTHORITY  
 TRANSPORTATION IMPROVEMENT PROGRAM  
 FISCAL YEARS 2023-2026  
 AMENDMENT #1

SECTION 5307: SAN JUAN URBANIZED AREA (SJUA)

Num.	Description	Grantee	Year	Annual Element				Total Estimated Cost	Source of Local Funds	Remarks	
				2023	2024	2025	2026				
1	Acquisition of Equipment and Tools for the Maintenance Facilities Municipality of Aibonito	PRHTA	2018	F	-	80,000	-	-	80,000	Toll Credit	
				S	-	-	-	-	-		
				T	-	80,000	-	-	80,000		
2	Design and Engineering for the Construction of Maintenance Facilities, Phase I Municipality of Aibonito	PRHTA	2018	F	-	50,400	-	-	50,400	Toll Credit	
				S	-	-	-	-	-		
				T	-	50,400	-	-	50,400		
3	Construction of the Maintenance Facilities, Phase II Municipality of Aibonito	PRHTA	2018	F	-	-	-	310,980	310,980	Toll Credit	
				S	-	-	-	-	-		
				T	-	-	-	310,980	310,980		
4	Acquisition of two vehicles - 11 passengers for new routes Municipality of Aibonito	PRHTA	2019	F	-	180,000	-	-	180,000	Toll Credit	Carryover FY 2018 TRAMS#5489-2020-18-
				S	-	-	-	-	-		
				T	-	180,000	-	-	180,000		
5	Design and Engineering for the Construction of Maintenance Facilities, Phase I Municipality of Barranquitas	PRHTA	2018	F	-	51,064	-	-	51,064	Toll Credit	Carryover FY 2019
				S	-	-	-	-	-		
				T	-	51,064	-	-	51,064		
6	Construction of the Maintenance Facilities, Phase II Municipality of Barranquitas	PRHTA	2018	F	-	-	-	357,608	357,608	Toll Credit	Carryover FY 2018
				S	-	-	-	-	-		
				T	-	-	-	357,608	357,608		
7	Improvement to Trolley Maintenance Garage, Phase II	Bayamón	2017	F	144,000	-	-	-	144,000	Toll Credit	Carryover Funds \$144,000 FY 2013 Application under FTA Consideration. TRAMS App # 2008-2017-1
				S	-	-	-	-	-		
				T	144,000	-	-	-	144,000		
8	Improvement to Trolley Maintenance Garage, Phase II-B	Bayamón	2017	F	-	-	-	1,420,000	1,420,000	Toll Credit	TRAMS App # 2008-2017-1
				S	-	-	-	-	-		
				T	-	-	-	1,420,000	1,420,000		
9	Pedestrian Improvements on Dr. Veve Street	Bayamón	2015	F	-	-	-	2,287,832	2,287,832	Toll Credit	Carryover Funds \$1,143,916 FY 2016 Associate Transit Improvements
				S	-	-	-	-	-		
				T	-	-	-	2,287,832	2,287,832		
10	Pedestrian and bicycle connection in Santa Cruz Sector (Tren Urbano - PR-5 - Santa Cruz Street)	Bayamón	2015	F	-	-	-	3,172,110	3,172,110	Toll Credit	Carryover Funds \$1,057,370 FY 2016 Associate Transit Improvements
				S	-	-	-	-	-		
				T	-	-	-	3,172,110	3,172,110		
11	Operating Assistance for ADA Paratransit Program FY 2022	Bayamón	2022	F	84,080	-	-	-	84,080	Toll Credit	TRAMS App # 2008-2023-1
				S	-	-	-	-	-		
				T	84,080	-	-	-	84,080		
12	Miscellaneous Support Equipment for Preventive Maintenance of Vehicles.	Bayamón	2022	F	105,000	-	-	-	105,000	Toll Credit	TRAMS App # 2008-2023-1
				S	-	-	-	-	-		
				T	105,000	-	-	-	105,000		
13	Preventive Maintenance for Vehicles	Bayamón	2022	F	120,000	-	-	-	120,000	Toll Credit	TRAMS App # 2008-2023-1
				S	-	-	-	-	-		
				T	120,000	-	-	-	120,000		
14	Preventive Maintenance for Transit Facilities	Bayamón	2022	F	5,000	-	-	-	5,000	Toll Credit	TRAMS App # 2008-2023-1
				S	-	-	-	-	-		
				T	5,000	-	-	-	5,000		

GOVERNMENT OF PUERTO RICO  
 PUERTO RICO DEPARTMENT OF TRANSPORTATION AND PUBLIC WORKS  
 PUERTO RICO HIGHWAY AND TRANSPORTATION AUTHORITY  
 TRANSPORTATION IMPROVEMENT PROGRAM  
 FISCAL YEARS 2023-2026  
 AMENDMENT #1

SECTION 5307: SAN JUAN URBANIZED AREA (SJUA)

Num.	Description	Grantee	Year	Annual Element				Total Estimated Cost	Source of Local Funds	Remarks	
				2023	2024	2025	2026				
15	Acquisition of 4 New Vehicles for a New Route Expansion: 16 passengers for the Fixed Route Service and 1 Vehicle for Paratransit Service	Bayamón	2022	F	410,000	-	-	-	410,000	Toll Credit	TRAMS App # 2008-2023-1
				S	-	-	-	-	-		
				T	410,000	-	-	-	410,000		
16	Operating Assistance for ADA Paratransit Program	Bayamón	2023	F	96,500	-	-	-	96,500	Toll Credit	
				S	-	-	-	-	-		
				T	96,500	-	-	-	96,500		
17	Acquisition of 2 New Vehicles for a New Route Expansion: 16 Passengers for the Fixed Route and 2 New Vehicles for the Complementary Paratransit Service	Bayamón	2023	F	500,000	-	-	-	500,000	Toll Credit	
				S	-	-	-	-	-		
				T	500,000	-	-	-	500,000		
18	Preventive Maintenance for Vehicles	Bayamón	2023	F	100,000	-	-	-	100,000	Toll Credit	
				S	-	-	-	-	-		
				T	100,000	-	-	-	100,000		
19	Preventive Maintenance for Transit Vehicles and Maintenance for Shelters and Terminals	Bayamón	2023	F	5,000	-	-	-	5,000	Toll Credit	
				S	-	-	-	-	-		
				T	5,000	-	-	-	5,000		
20	Additional Funds for the Renovation and Development of the Francisco Pereira Transportation Terminal	Caguas	2022	F	2,800,000	-	-	-	2,800,000	Toll Credit	
				S	-	-	-	-	-		
				T	2,800,000	-	-	-	2,800,000		
21	Acquisition and Installation of 30 Bus Shelters for the Trolleys Routes	Caguas	2023	F	263,550	-	-	-	263,550	Toll Credit	Condition to a planning evaluation of the location of the shelters
				S	-	-	-	-	-		
				T	263,550	-	-	-	263,550		
22	Acquisition and Installation of 18 Security Cameras	Caguas	2023	F	6,200	-	-	-	6,200	Toll Credit	
				S	-	-	-	-	-		
				T	6,200	-	-	-	6,200		
23	Acquisition of (20) Tablets and (5) Keyboards for Public Transportation System	Caguas	2023	F	83,775	-	-	-	83,775	Toll Credit	
				S	-	-	-	-	-		
				T	83,775	-	-	-	83,775		
24	Acquisition and Instalation of 17 GPS for Fixed Route Vehicles.	Caguas	2023	F	4,250	-	-	-	4,250	Toll Credit	
				S	-	-	-	-	-		
				T	4,250	-	-	-	4,250		
25	Study and Design Cycle Route PR-196, PR-156 and Avenue Regimiento 295 Infantería	Caguas	2023	F	414,111	-	-	-	414,111	Toll Credit	
				S	-	-	-	-	-		
				T	414,111	-	-	-	414,111		
26	Study and Design Cycle Route Avenue Degetau, Avenue Luis Muñoz Marín (PR-32) and PR-183	Caguas	2023	F	414,111	-	-	-	414,111	Toll Credit	
				S	-	-	-	-	-		
				T	414,111	-	-	-	414,111		
27	Study and Design Cycle Route Avenue José Mercado (PR-33), Avenue Rafael Cordero (PR-768) and PR-189 (Intersection with PR-1)	Caguas	2023	F	414,111	-	-	-	414,111	Toll Credit	
				S	-	-	-	-	-		
				T	414,111	-	-	-	414,111		



GOVERNMENT OF PUERTO RICO  
 PUERTO RICO DEPARTMENT OF TRANSPORTATION AND PUBLIC WORKS  
 PUERTO RICO HIGHWAY AND TRANSPORTATION AUTHORITY  
 TRANSPORTATION IMPROVEMENT PROGRAM  
 FISCAL YEARS 2023-2026  
 AMENDMENT #1

SECTION 5307: SAN JUAN URBANIZED AREA (SJUA)

Num.	Description	Grantee	Year	Annual Element				Total Estimated Cost	Source of Local Funds	Remarks	
				2023	2024	2025	2026				
28	Design & NEPA for Maintenance Facilities of SITUR Municipality of Canóvanas	PRHTA	2018	F	45,000	-	-	-	45,000	Toll Credit	
				S	-	-	-	-	-		
				T	45,000	-	-	-	45,000		
29	Security System for bus stops of the Sistema de Transporte Colectivo de Canóvanas (SITUR) Municipality of Canóvanas	PRHTA	2019	F	33,125	-	-	-	33,125	Toll Credit	
				S	-	-	-	-	-		
				T	33,125	-	-	-	33,125		
30	Preventive Maintenance for Public Transportation Municipality of Canóvanas	PRHTA	2022	F	152,400	76,200	76,200	-	304,800	Toll Credit	
				S	-	-	-	-	-		
				T	152,400	76,200	76,200	-	304,800		
31	Signs for the Trolley Route Municipality of Canóvanas	PRHTA	2022	F	47,388	-	-	-	47,388	Toll Credit	
				S	-	-	-	-	-		
				T	47,388	-	-	-	47,388		
32	P.A. System for six(6) Route Vehicles. Municipality of Canóvanas	PRHTA	2022	F	5,874	-	-	-	5,874	Toll Credit	
				S	-	-	-	-	-		
				T	5,874	-	-	-	5,874		
33	Automatic Passenger Counting and GPS for 14 Fixed Route Vehicles Municipality of Canóvanas	PRHTA	2022	F	59,061	-	-	-	59,061	Toll Credit	
				S	-	-	-	-	-		
				T	59,061	-	-	-	59,061		
34	Drugs and Alcohol Test Municipality of Canóvanas	PRHTA	2022	F	6,300	-	-	-	6,300	Toll Credit	
				S	-	-	-	-	-		
				T	6,300	-	-	-	6,300		
35	Bus Shelter for SITUR Route Municipality of Canóvanas	PRHTA	2022	F	741,890	-	-	-	741,890	Toll Credit	
				S	-	-	-	-	-		
				T	741,890	-	-	-	741,890		
36	Real Time Mobile Application Municipality of Canóvanas	PRHTA	2023	F	67,000	-	-	-	67,000	Toll Credit	
				S	-	-	-	-	-		
				T	67,000	-	-	-	67,000		
37	Acquisition of Tablets Municipality of Canóvanas	PRHTA	2023	F	9,093	-	-	-	9,093	Toll Credit	
				S	-	-	-	-	-		
				T	9,093	-	-	-	9,093		
38	Acquisition of one (1) Administrative Vehicles for the Transportation System Municipality of Canóvanas	PRHTA	2023	F	-	40,000	-	-	40,000	Toll Credit	
				S	-	-	-	-	-		
				T	-	40,000	-	-	40,000		

GOVERNMENT OF PUERTO RICO  
 PUERTO RICO DEPARTMENT OF TRANSPORTATION AND PUBLIC WORKS  
 PUERTO RICO HIGHWAY AND TRANSPORTATION AUTHORITY  
 TRANSPORTATION IMPROVEMENT PROGRAM  
 FISCAL YEARS 2023-2026  
 AMENDMENT #1

SECTION 5307: SAN JUAN URBANIZED AREA (SJUA)

Num.	Description	Grantee	Year	Annual Element				Total Estimated Cost	Source of Local Funds	Remarks
				2023	2024	2025	2026			
39	Drugs and Alcohol Test	Carolina	2020	F	7,880			7,880	Toll Credit	Project in Application #2038-2020-3
				S				-		
				T	7,880			7,880		
40	Drivers and Physical Examination	Carolina	2020	F	15,000			15,000	Toll Credit	Project in Application #2038-2020-3
				S				-		
				T	15,000			15,000		
41	Employee Education Training	Carolina	2020	F	16,000			16,000	Toll Credit	Project in Application #2038-2020-3
				S				-		
				T	16,000			16,000		
42	Contracting on the Non-fixed ADA Paratransit Services	Carolina	2020	F	272,100	74,500		346,600	Toll Credit	Carryover Funds FY19 and FY20 \$197,600. FY22 \$74,500 Project Application 2038-2020-3
				S				-		
				T	272,100	74,500		346,600		
43	Acquisition of three (3) Laptops Computer Hardware and Software	Carolina	2020	F	5,174			5,174	Toll Credit	Carryover Funds FY2019-2022 Project in Application #2038-2020-3
				S				-		
				T	5,174			5,174		
44	Project Management- Supervision of the Bus Shelters Construction (2nd Phase)	Carolina	2020	F	25,645			25,645	Toll Credit	Carryover Funds 2020 (\$343,592)Application 2038-2020-3-P2
				S				-		
				T	25,645			25,645		
45	Construction Management - Inspection of the Bus Shelters Construction (2nd Phase)	Carolina	2020	F	112,197			112,197	Toll Credit	Carryover Funds 2020 - 2022(\$55,400).Application 2038-2020-3-P2
				S				-		
				T	112,197			112,197		
46	Purchase of four (4) Low Floor Transit Buses for the Public Transportation System.	Carolina	2020	F	1,650,117			1,650,117	Toll Credit	Carryover Funds FY 2018 to FY2022 - Project in Application #2038-2020-3-P1
				S				-		
				T	1,650,117			1,650,117		
47	Purchase of two (2) Low Floor Transit Buses for the Public Transportation System.	Carolina	2020	F	624,000			624,000	Toll Credit	Project in Application #2038-2020-3-P1
				S				-		
				T	624,000			624,000		
48	Purchase of Uniforms and Related Items for the Transit Service Drivers	Carolina	2020	F	9,104			9,104	Toll Credit	Project in Application #2038-2020-3-P1
				S				-		
				T	9,104			9,104		
49	Design Transit Buses Yard, Staff Office and Driver Rest Area	Carolina	2020	F	389,605			389,605	Toll Credit	Project in Application #2038-2023-1
				S				-		
				T	389,605			389,605		
50	Construction of Transit Buses Yard, Staff Office and Driver Rest Area	Carolina	2020	F		700,000		700,000	Toll Credit	15 vehicles
				S				-		
				T		700,000		700,000		

GOVERNMENT OF PUERTO RICO  
 PUERTO RICO DEPARTMENT OF TRANSPORTATION AND PUBLIC WORKS  
 PUERTO RICO HIGHWAY AND TRANSPORTATION AUTHORITY  
 TRANSPORTATION IMPROVEMENT PROGRAM  
 FISCAL YEARS 2023-2026  
 AMENDMENT #1

SECTION 5307: SAN JUAN URBANIZED AREA (SJUA)

Num.	Description	Grantee	Year	Annual Element				Total Estimated Cost	Source of Local Funds	Remarks	
				2023	2024	2025	2026				
51	Design Rehab of Sidewalks/ Access Around the Bus Shelter	Carolina	2020	F	76,418	-	-	-	76,418	Toll Credit	Project in Application #2038-2023-1
				S	-	-	-	-	-		
				T	76,418	-	-	-	76,418		
52	Construction/ Rehab of Sidewalks/ Access Around the Bus Shelter	Carolina	2020	F	-	-	500,000	-	500,000	Toll Credit	Subject to the Transportation Study
				S	-	-	-	-	-		
				T	-	-	500,000	-	500,000		
53	Preventive Maintenance	Carolina	2020	F	687,184	-	-	-	687,184	Toll Credit	Project in Application #2038-2020-3-P1
				S	-	-	-	-	-		
				T	687,184	-	-	-	687,184		
54	Intelligent Transportation System - Monthly Payment Support	Carolina	2020	F	83,100	27,700	-	-	110,800	Toll Credit	Project in Application #2038-2020-3-P1
				S	-	-	-	-	-		
				T	83,100	27,700	-	-	110,800		
55	Security Cameras Monthly Payment Support	Carolina	2020	F	71,520	23,840	-	-	95,360	Toll Credit	Project in Application #2038-2020-3-P1
				S	-	-	-	-	-		
				T	71,520	23,840	-	-	95,360		
56	Acquisition of twelve (12) transit buses to replace units that exceeded its useful life	Carolina	2022	F	5,663,712	-	-	-	5,663,712	Toll Credit	Carryover funds 2022 - Project in Application #2038-2023-1 12 x \$471,976
				S	-	-	-	-	-		
				T	5,663,712	-	-	-	5,663,712		
57	Acquisition of two (2) paratransit buses to replace units that exceeded its useful life	Carolina	2022	F	204,000	-	-	-	204,000	Toll Credit	Carryover funds 2022 - Project in Application #2038-2023-1 2x \$102,000
				S	-	-	-	-	-		
				T	204,000	-	-	-	204,000		
58	Acquisition of one (1) new support vehicle to replace units that exceeded its useful life	Carolina	2022	F	42,839	-	-	-	42,839	Toll Credit	Carryover funds 2022 - Project in Application #2038-2023-1
				S	-	-	-	-	-		
				T	42,839	-	-	-	42,839		
59	Acquisition and installation of security equipment (GPS/AVL, APC, Cameras, DVD, and Licenses) for 15 new Transit Buses	Carolina	2023	F	142,875	-	-	-	142,875	Toll Credit	Carryover Funds 2019
				S	-	-	-	-	-		
				T	142,875	-	-	-	142,875		
60	Acquisition and installation of security equipment: (GPS/AVL, APC, Cameras, DVD, and Licenses) for 12 New Transit Buses to replace units that exceeded its useful life.	Carolina	2024	F	-	114,300	-	-	114,300	Toll Credit	
				S	-	-	-	-	-		
				T	-	114,300	-	-	114,300		
61	Acquisition and installation of security equipment: (GPS/AVL, APC, Cameras, DVD, and Licenses) for 4 New Transit Buses for additional new route Terminal Iturregui-Plaza Escorial and Terminal Iturregui-Vistamar Marina.	Carolina	2024	F	-	38,100	-	-	38,100	Toll Credit	
				S	-	-	-	-	-		
				T	-	38,100	-	-	38,100		
62	Acquisition and installation of security equipment (GPS/AVL, APC, Cameras, DVD, and Licenses) for two (2) new Paratransit Buses.	Carolina	2023	F	19,050	-	-	-	19,050	Toll Credit	Carryover Funds 2022
				S	-	-	-	-	-		
				T	19,050	-	-	-	19,050		
63	Improvement enhancements for Bus Stops (Waste Receptacle)	Carolina	2022	F	518,000	-	-	-	518,000	Toll Credit	Carryover funds 2022 - Project in Application #2038-2023-1
				S	-	-	-	-	-		
				T	518,000	-	-	-	518,000		

GOVERNMENT OF PUERTO RICO  
 PUERTO RICO DEPARTMENT OF TRANSPORTATION AND PUBLIC WORKS  
 PUERTO RICO HIGHWAY AND TRANSPORTATION AUTHORITY  
 TRANSPORTATION IMPROVEMENT PROGRAM  
 FISCAL YEARS 2023-2026  
 AMENDMENT #1

SECTION 5307: SAN JUAN URBANIZED AREA (SJUA)

Num.	Description	Grantee	Year	Annual Element				Total Estimated Cost	Source of Local Funds	Remarks
				2023	2024	2025	2026			
64	Design - Construction/Rehab Sidewalks/ Access Around the Bus Shelter	Carolina	2023	F	16,000			16,000	Toll Credit	
				S				-		
				T	16,000	-	-	16,000		
65	Inspection - Construction / Rehab of Sidewalks / Access Around the Bus Shelter	Carolina	2023	F		10,311		10,311	Toll Credit	
				S				-		
				T		10,311	-	10,311		
66	Supervision - Construction/Rehab Sidewalks/ Access Around the Bus Shelter	Carolina	2023	F		4,419		4,419	Toll Credit	
				S				-		
				T		4,419	-	4,419		
67	Construction/Rehab Sidewalks/ Access Around the Bus Shelter	Carolina	2023	F		143,307		143,307	Toll Credit	
				S				-		
				T		143,307	-	143,307		
68	Preventive Maintenance for Fixed Route Vehicles Municipality of Cataño	PRHTA	2023	F	21,500			21,500	Toll Credit	
				S				-		
				T	21,500	-	-	21,500		
69	Operational Assistance for ADA Paratransit Municipality of Cataño	PRHTA	2023	F	26,171			26,171	Toll Credit	
				S				-		
				T	26,171	-	-	26,171		
70	Preventive Maintenance for ADA Paratransit Municipality of Cataño	PRHTA	2023	F	7,700			7,700	Toll Credit	
				S				-		
				T	7,700	-	-	7,700		
71	Repairs for the Public Terminal for Municipality of Cataño	PRHTA	2023	F		900,000		900,000	Toll Credit	
				S				-		
				T		900,000	-	900,000		
72	Elevator Repairs for the Park and Ride Facility for Municipality of Cataño	PRHTA	2023	F	30,000			30,000	Toll Credit	
				S				-		
				T	30,000	-	-	30,000		
73	Acquisition and Installation of PA Systems for four (4) Fixed Route Vehicles for Municipality of Cataño	PRHTA	2023	F	7,912			7,912	Toll Credit	
				S				-		
				T	7,912	-	-	7,912		
74	Acquisition Passenger Counters and Software, GPS Tracking System and Monthly Fee for Fixed Route Services for Municipality of Cataño	PRHTA	2023	F	80,660			80,660	Toll Credit	
				S				-		
				T	80,660	-	-	80,660		
75	Office Equipment for Municipality of Cataño	PRHTA	2023	F	1,833			1,833	Toll Credit	
				S				-		
				T	1,833	-	-	1,833		
76	Facility Maintenance Equipment for Municipality of Cataño	PRHTA	2023	F	49,500			49,500	Toll Credit	
				S				-		
				T	49,500	-	-	49,500		

GOVERNMENT OF PUERTO RICO  
 PUERTO RICO DEPARTMENT OF TRANSPORTATION AND PUBLIC WORKS  
 PUERTO RICO HIGHWAY AND TRANSPORTATION AUTHORITY  
 TRANSPORTATION IMPROVEMENT PROGRAM  
 FISCAL YEARS 2023-2026  
 AMENDMENT #1

SECTION 5307: SAN JUAN URBANIZED AREA (SJUA)

Num.	Description	Grantee	Year	Annual Element				Total Estimated Cost	Source of Local Funds	Remarks	
				2023	2024	2025	2026				
77	Construction of Transportation Buses Maintenance & Garage Center	Cayey	2019	F			1,000,000	1,000,000	Toll Credit	Carryover Funds FY20 TRAMS App #5584-2022-1	
				S			-	-			
				T			1,000,000	1,000,000			
78	Acquisition of two (2) 32 feet Minibuses of 24 passengers for the Replacement of two (2)30 feet Minibuses	Cayey	2020	F		-	540,000	-	540,000	Toll Credit	Carryover Funds FY20 TRAMS App #5584-2022-1
				S			-	-			
				T		-	540,000	-	540,000		
79	Design of Pedestrian Bridge from Main Terminal to Turabo University	Cayey	2020	F			150,000	-	150,000		Carryover Funds FY20 TRAMS App #5584-2022-1
				S			-	-			
				T			150,000	-	150,000		
80	Provision Paratransit Services in Accordance with ADA Regulations	Cayey	2023	F	218,399				218,399	Toll Credit	
				S							
				T	218,399				218,399		
81	Preventive Maintenance Cost for Falicities and Vehicles	Cayey	2023	F	120,000				120,000	Toll Credit	
				S							
				T	120,000				120,000		
82	Preventive Maintenance Cost for Ing. Angel Cabiya Terminal Municipality of Ciales	PRHTA	2022	F	15,500	-	-	-	15,500	Toll Credit	
				S	-	-	-	-			
				T	15,500	-	-	-	15,500		
83	Elevator Repair at Ing. Angel Cabiya Terminal Municipality of Ciales	PRHTA	2022	F	2,560	-	-	-	2,560	Toll Credit	
				S	-	-	-	-			
				T	2,560	-	-	-	2,560		
84	Radio System for three (3) Fixed Routes Trolleys Municipality of Ciales	PRHTA	2022	F	4,185	-	-	-	4,185	Toll Credit	
				S	-	-	-	-			
				T	4,185	-	-	-	4,185		
85	Preventive Maintenance Cost for Transit System	Cidra	2018	F	45,907	-	-	-	45,907	Toll Credit	
				S	-	-	-	-			
				T	45,907	-	-	-	45,907		
86	Replacement of three (3) Vehicles	Cidra	2023	F	227,683	-	-	-	227,683	Toll Credit	
				S	-	-	-	-			
				T	227,683	-	-	-	227,683		
87	Preventive Maintenance For three (3) New Vehicles	Cidra	2023	F	-	-	26,310	-	26,310	Toll Credit	
				S	-	-	-	-			
				T	-	-	26,310	-	26,310		
88	Adquisition of Equipment - Radio- Passenger Counter and Monitors	Cidra	2023	F	3,833	-	-	-	3,833	Toll Credit	
				S	-	-	-	-			
				T	3,833	-	-	-	3,833		
89	Preventive Maintenance Public Terminal	Cidra	2023	F	80,000	80,000	80,000	80,000	320,000	Toll Credit	
				S	-	-	-	-			
				T	80,000	80,000	80,000	80,000	320,000		

GOVERNMENT OF PUERTO RICO  
 PUERTO RICO DEPARTMENT OF TRANSPORTATION AND PUBLIC WORKS  
 PUERTO RICO HIGHWAY AND TRANSPORTATION AUTHORITY  
 TRANSPORTATION IMPROVEMENT PROGRAM  
 FISCAL YEARS 2023-2026  
 AMENDMENT #1

SECTION 5307: SAN JUAN URBANIZED AREA (SJUA)

Num.	Description	Grantee	Year	Annual Element				Total Estimated Cost	Source of Local Funds	Remarks
				2023	2024	2025	2026			
90	Improvements to streets, Municipal Roads and Sidewalk along One Stop on Fixed Trolley Route Municipality of Corozal	PRHTA	2015	F	-	119,259	-	119,259	Toll Credit	
				S	-	-	-	-		
				T	-	119,259	-	119,259		
91	Design for the Construction of Five Bus Shelters and Signage for Dos Bocas New Route Municipality of Corozal	PRHTA	2018	F	104,513	-	-	104,513	Toll Credit	
				S	-	-	-	-		
				T	104,513	-	-	104,513		
92	Design for Construction of Sidewalks along Shelter and Stops; Eldery Center, City Hall & Dos Bocas. Municipality of Corozal	PRHTA	2018	F	182,954	-	-	182,954	Toll Credit	
				S	-	-	-	-		
				T	182,954	-	-	182,954		
94	Acquisition and Installation of Radio Communication Units for seven (7) Vehicles and Monthly Fees. Municipality of Corozal	PRHTA	2022	F	4,644	4,644	6,966	16,254	Toll Credit	Carryover Funds 2022
				S	-	-	-	-		
				T	4,644	4,644	6,966	16,254		
95	Acquisition and Installations of 67 Signage for Bus Stops Municipality of Corozal	PRHTA	2022	F	31,750	-	-	31,750	Toll Credit	
				S	-	-	-	-		
				T	31,750	-	-	31,750		
96	Acquisition of GPS Systems for seven (7) Vehicles Municipality of Corozal	PRHTA	2022	F	298	298	445	1,041	Toll Credit	
				S	-	-	-	-		
				T	298	298	445	1,041		
97	Acquisition of seven (7) passenger counters for vehicles, software, and hardware Municipality of Corozal	PRHTA	2022	F	24,714	24,714	37,000	86,428	Toll Credit	
				S	-	-	-	-		
				T	24,714	24,714	37,000	86,428		
98	Preventive Maintenance -Fixed Route and ADA Paratransit Service Vehicles Municipality of Corozal	PRHTA	2023	F	40,000	60,000	91,850	183,550	Toll Credit	
				S	-	-	-	-		
				T	40,000	60,000	91,850	183,550		
99	Rehabilitation of the Public Vehicles Terminal- José Taboa Ramírez Municipality of Corozal	PRHTA	2023	F	582,325	-	-	582,325	Toll Credit	
				S	-	-	-	-		
				T	582,325	-	-	582,325		

GOVERNMENT OF PUERTO RICO  
 PUERTO RICO DEPARTMENT OF TRANSPORTATION AND PUBLIC WORKS  
 PUERTO RICO HIGHWAY AND TRANSPORTATION AUTHORITY  
 TRANSPORTATION IMPROVEMENT PROGRAM  
 FISCAL YEARS 2023-2026  
 AMENDMENT #1

SECTION 5307: SAN JUAN URBANIZED AREA (SJUA)

Num.	Description	Grantee	Year	Annual Element				Total Estimated Cost	Source of Local Funds	Remarks	
				2023	2024	2025	2026				
100	Preventive Maintenance Cost for Transit Fleet	Dorado	2020	F	25,817	-	-	-	25,817	Toll Credit	Carryover FY2019
				S	-	-	-	-	-		
				T	25,817	-	-	-	25,817		
101	Provision of Paratransit Services in Accordance with ADA Regulations	Dorado	2020	F	151,592	80,000	81,610	-	313,202	Toll Credit	Carryover FY2019 TRAMS App#1970-2021-1
				S	-	-	-	-	-		
				T	151,592	80,000	81,610	-	313,202		
102	Complete Street Project for Méndez Vigo West Avenue, Design Phase	Dorado	2020	F	130,000	-	-	-	130,000	Toll Credit	Carryover Funds 2020
				S	-	-	-	-	-		
				T	130,000	-	-	-	130,000		
103	Complete Street Project for Méndez Vigo West Avenue, Construction Phase	Dorado	2020	F	-	-	1,000,000	-	1,000,000	Toll Credit	Carryover Funds FY2020
				S	-	-	-	-	-		
				T	-	-	1,000,000	-	1,000,000		
104	Acquisition and Installation of Radio Communication Units for two (2) Vehicles and License Fees.	Dorado	2022	F	15,549	-	-	-	15,549	Toll Credit	Carryover Funds FY2020 TRAMS App.#1970-2022-1
				S	-	-	-	-	-		
				T	15,549	-	-	-	15,549		
105	Acquisition of two (2) Vehicle GPS Tracking Systems	Dorado	2022	F	298	-	-	-	298	Toll Credit	
				S	-	-	-	-	-		
				T	298	-	-	-	298		
106	Preventive Maintenance-Fixed Route and Paratransit Service Vehicles	Dorado	2023	F	-	100,000	-	-	110,726	Toll Credit	
				S	-	-	-	-	-		
				T	-	100,000	-	-	110,726		
107	Operational Assistance-ADA Paratransit Service	Dorado	2023	F	-	-	82,479	-	82,479	Toll Credit	
				S	-	-	-	-	-		
				T	-	-	82,479	-	82,479		
108	Acquisition and Installation of Bus Shelters and Signage	Dorado	2023	F	62,755	-	-	-	62,755	Toll Credit	
				S	-	-	-	-	-		
				T	62,755	-	-	-	62,755		
109	Acquisition of two (2) fixed route vehicles	Dorado	2023	F	359,954	-	-	-	359,954	Toll Credit	
				S	-	-	-	-	-		
				T	359,954	-	-	-	359,954		

GOVERNMENT OF PUERTO RICO  
 PUERTO RICO DEPARTMENT OF TRANSPORTATION AND PUBLIC WORKS  
 PUERTO RICO HIGHWAY AND TRANSPORTATION AUTHORITY  
 TRANSPORTATION IMPROVEMENT PROGRAM  
 FISCAL YEARS 2023-2026  
 AMENDMENT #1

SECTION 5307: SAN JUAN URBANIZED AREA (SJUA)

Num.	Description	Grantee	Year	Annual Element				Total Estimated Cost	Source of Local Funds	Remarks	
				2023	2024	2025	2026				
110	Acquisition of Electric Buses for a Fixed Route for El Yunque and its surrounding Communities Transit System	PRHTA/DTPW	2023	F	-	-	450,000	-	450,000	Toll Credit	
				S	-	-	-	-	-		
				T	-	-	450,000	-	450,000		
111	Preliminary Design for Complete Streets in Ponce de Leon Ave.	PRHTA/DTPW	2023	F	1,600,000	-	-	-	1,600,000	Toll Credit	
				S	-	-	-	-	-		
				T	1,600,000	-	-	-	1,600,000		
112	Design and Build for a Bus Terminal in Palmer, Rio Grande for El Yunque and its surroundings Communities Transit System	PRHTA/DTPW	2023	F	-	-	5,027,320	-	5,027,320	Toll Credit	
				S	-	-	-	-	-		
				T	-	-	5,027,320	-	5,027,320		
113	Replacement of three (3) vehicles 35ft /36 Passengers	Guaynabo	2022	F	1,260,000	-	-	-	1,260,000	Toll Credit	
				S	-	-	-	-	-		
				T	1,260,000	-	-	-	1,260,000		
114	Rebuilt and Renovation of Terminal's Roof and Terminal Administrative Offices by stages	Guaynabo	2022	F	-	3,000,000	3,000,000	-	6,000,000	Toll Credit	
				S	-	-	-	-	-		
				T	-	3,000,000	3,000,000	-	6,000,000		
115	Operational Assistance for ADA Paratransit Program	Guaynabo	2023	F	93,726	-	-	-	93,726	Toll Credit	
				S	-	-	-	-	-		
				T	93,726	-	-	-	93,726		
116	Preventive Maintenance of Transportation Fleet	Guaynabo	2023	F	333,239	-	-	-	333,239	Toll Credit	
				S	-	-	-	-	-		
				T	333,239	-	-	-	333,239		
117	Replacement of four (4) 35' Buses	Guaynabo	2023	F	-	2,000,000	-	-	2,000,000	Toll Credit	
				S	-	-	-	-	-		
				T	-	2,000,000	-	-	2,000,000		
118	Personal Safety Equipment for Drivers	Guaynabo	2023	F	22,132	-	-	-	22,132	Toll Credit	
				S	-	-	-	-	-		
				T	22,132	-	-	-	22,132		
119	Acquisition and Installation of Security Cameras System for the Publico Terminal Municipality of Gurabo	Gurabo	2019	F	30,000	-	-	-	30,000	Toll Credit	Carryover Funds 2019
				S	-	-	-	-	-		
				T	30,000	-	-	-	30,000		
120	Construction of Bus Stop with Solar System Municipality of Gurabo	Gurabo	2020	F	233,800	-	-	-	233,800	Toll Credit	Carryover Funds 2020
				S	-	-	-	-	-		
				T	233,800	-	-	-	233,800		
121	Drug and Alcohol Test Municipality of Gurabo	Gurabo	2020	F	6,250	-	-	-	6,250	Toll Credit	Carryover Funds 2020
				S	-	-	-	-	-		
				T	6,250	-	-	-	6,250		
122	Training and Travel Municipality of Gurabo	Gurabo	2022	F	10,000	5,000	5,000	-	20,000	Toll Credit	Carryover Funds 2022 (5,000)
				S	-	-	-	-	-		
				T	10,000	5,000	5,000	-	20,000		
123	Operational Assistance for ADA Paratransit Services 5307 for Municipality of Gurabo	Gurabo	2022	F	71,401	71,401	71,401	71,401	214,203	Toll Credit	Carryover funds from FY2016 to FY021 fo \$71,401 per year. Carryover 2022 (49,807)
				S	-	-	-	-	-		
				T	71,401	71,401	71,401	71,401	214,203		



GOVERNMENT OF PUERTO RICO  
 PUERTO RICO DEPARTMENT OF TRANSPORTATION AND PUBLIC WORKS  
 PUERTO RICO HIGHWAY AND TRANSPORTATION AUTHORITY  
 TRANSPORTATION IMPROVEMENT PROGRAM  
 FISCAL YEARS 2023-2026  
 AMENDMENT #1

SECTION 5307: SAN JUAN URBANIZED AREA (SJUA)

Num.	Description	Grantee	Year	Annual Element				Total Estimated Cost	Source of Local Funds	Remarks	
				2023	2024	2025	2026				
124	Purchase and Installation of three (3) Radio Communication System Municipality of Gurabo	Gurabo	2022	F	3,312	-	-	-	3,312	Toll Credit	Carryover Funds 2022
				S	-	-	-	-	-		
				T	3,312	-	-	-	3,312		
125	Purchase and Installation of three (3) GPS Tracking System Municipality of Gurabo	Gurabo	2022	F	447	-	-	-	447	Toll Credit	Carryover Funds 2022
				S	-	-	-	-	-		
				T	447	-	-	-	447		
126	Wrapping for FTA Vehicles	Gurabo	2023	F	22,500	-	-	-	22,500	Toll Credit	
				S	-	-	-	-	-		
				T	22,500	-	-	-	22,500		
127	Preventive Maintenance Fixed Route Vehicle	Gurabo	2023	F	38,500	-	-	-	38,500	Toll Credit	
				S	-	-	-	-	-		
				T	38,500	-	-	-	38,500		
128	Acquisition and Installation of 57 Bus Stops	Gurabo	2023	F	45,144	-	-	-	45,144	Toll Credit	
				S	-	-	-	-	-		
				T	45,144	-	-	-	45,144		
129	Acquisition of Support Vehicles	Gurabo	2023	F	50,300	212,425	-	-	262,725	Toll Credit	Administrative Vehicle- \$50,300 Tow Truck-\$212,425
				S	-	-	-	-	-		
				T	50,300	212,425	-	-	262,725		
130	Acquisition of two (2) Fixed Route-ADA Vehicle for Service Expansion	Gurabo	2023	F	359,954	-	-	-	359,954	Toll Credit	
				S	-	-	-	-	-		
				T	359,954	-	-	-	359,954		
131	Acquisition of Computers, Equipment and Software for Vehicles	Gurabo	2023	F	282,079	282,079	-	-	564,159	Toll Credit	
				S	-	-	-	-	-		
				T	282,079	282,079	-	-	564,159		
132	Acquisition of one (1) ADA Complementary Service Vehicle	Gurabo	2023	F	179,977	-	-	-	179,977	Toll Credit	
				S	-	-	-	-	-		
				T	179,977	-	-	-	179,977		
133	Rehabilitation of the FTA Terminal Building (A&E)- 2023	Gurabo	2023	F	168,000	-	-	-	168,000	Toll Credit	
				S	-	-	-	-	-		
				T	168,000	-	-	-	168,000		
134	Rehabilitation of the FTA Terminal Building Construction	Gurabo	2023	F	-	-	1,500,000	-	2,030,880	Toll Credit	
				S	-	-	-	-	-		
				T	-	-	1,500,000	-	2,030,880		
135	Rehabilitation of the FTA Maintenance Facility	Gurabo	2023	F	131,995	-	-	-	131,995	Toll Credit	
				S	-	-	-	-	-		
				T	131,995	-	-	-	131,995		
136	Rehabilitation and Renovate Sidewalks within distance (0.5 miles) of Transit Stops along the Transportation System	Gurabo	2023	F	1,479,500	-	-	-	1,479,500	Toll Credit	
				S	-	-	-	-	-		
				T	1,479,500	-	-	-	1,479,500		

GOVERNMENT OF PUERTO RICO  
 PUERTO RICO DEPARTMENT OF TRANSPORTATION AND PUBLIC WORKS  
 PUERTO RICO HIGHWAY AND TRANSPORTATION AUTHORITY  
 TRANSPORTATION IMPROVEMENT PROGRAM  
 FISCAL YEARS 2023-2026  
 AMENDMENT #1

SECTION 5307: SAN JUAN URBANIZED AREA (SJUA)

Num.	Description	Grantee	Year	Annual Element				Total Estimated Cost	Source of Local Funds	Remarks	
				2023	2024	2025	2026				
137	Replacement of Twelve (12) Bus Passenger Shelter for Existing Trolley Route	Humacao	2013	F	-	-	-	144,000	144,000	Toll Credit	Projects in Application 5567-2020-2-P1
				S	-	-	-	-	-		
				T	-	-	-	144,000	144,000		
138	Installation of 36 Bus Stops for New Trolley Routes	Humacao	2014	F	-	-	-	8,640	8,640	Toll Credit	Project in Application 5567-2020-2-P1
				S	-	-	-	-	-		
				T	-	-	-	8,640	8,640		
139	Purchase of Computer Equipment and Radio Communication System	Humacao	2018	F	14,728	-	-	-	14,728	Toll Credit	Carryover Funds FY2020
				S	-	-	-	-	-		
				T	14,728	-	-	-	14,728		
140	Purchase of Equipment for Municipal Transit Garage	Humacao	2018	F	2,200	-	-	-	2,200	Toll Credit	Carryover Funds FY2019 \$1,410 to FY2020 \$2,820
				S	-	-	-	-	-		
				T	2,200	-	-	-	2,200		
141	Drugs and Alcohol Test and Physical Examination for SITRAH Drivers	Humacao	2019	F	4,230	-	-	-	4,230	Toll Credit	Carryover Funds FY19 \$1,410 to FY20 \$2,820
				S	-	-	-	-	-		
				T	4,230	-	-	-	4,230		
142	Operational Assistance for ADA Paratransit Services	Humacao	2023	F	150,480	-	-	-	150,480	Toll Credit	
				S	-	-	-	-	-		
				T	150,480	-	-	-	150,480		
143	Acquisition of seven (7) Fixed Route Vehicles	Humacao	2023	F	-	-	700,000	-	700,000	Toll Credit	Conditioned for Study of Transportation
				S	-	-	-	-	-		
				T	-	-	700,000	-	700,000		
144	Preventive Maintenance Cost for nine (9) Vehicles	Juncos	2014	F	-	-	75,000	-	75,000	Toll Credit	Project in Application 3050-2021-1-P1
				S	-	-	-	-	-		
				T	-	-	75,000	-	75,000		
145	Purchase of Equipment for Municipal Transit Garage	Juncos	2013	F	-	-	20,000	-	20,000	Toll Credit	Project in Application 3050-2021-1-P1
				S	-	-	-	-	-		
				T	-	-	20,000	-	20,000		
146	Replacement of two(2) 30 Ft vehicles	Juncos	2018	F	320,000	-	-	-	320,000	Toll Credit	Project in Application 3050-2021-1-P1
				S	-	-	-	-	-		
				T	320,000	-	-	-	320,000		
147	Reconstruction of Sidewalks, Curbs and Gutters along Main Transit Routes to Acces Transit Stops, including Engineering and Supervision.(Phase 3)	Juncos	2019	F	-	-	725,000	-	725,000	Toll Credit	Project in Application 3050-2021-1-P1
				S	-	-	-	-	-		
				T	-	-	725,000	-	725,000		
148	Reconstruction of Sidewalks, Curbs and Gutters along Main Transit Routes to Acces Transit Stops, including Engineering and Supervision.(Phase 3)	Juncos	2020	F	-	-	250,000	-	250,000	Toll Credit	Project in Application 3050-2021-1-P1
				S	-	-	-	-	-		
				T	-	-	250,000	-	250,000		
149	Employee Trainings	Juncos	2020	F	16,000	-	-	-	16,000	Toll Credit	Carryover Funds FY16
				S	-	-	-	-	-		
				T	16,000	-	-	-	16,000		

GOVERNMENT OF PUERTO RICO  
 PUERTO RICO DEPARTMENT OF TRANSPORTATION AND PUBLIC WORKS  
 PUERTO RICO HIGHWAY AND TRANSPORTATION AUTHORITY  
 TRANSPORTATION IMPROVEMENT PROGRAM  
 FISCAL YEARS 2023-2026  
 AMENDMENT #1

SECTION 5307: SAN JUAN URBANIZED AREA (SJUA)

Num.	Description	Grantee	Year	Annual Element				Total Estimated Cost	Source of Local Funds	Remarks	
				2023	2024	2025	2026				
150	Replacement six (6) Vehicles - four (4) Bus for 30 feet / two (2) Bus Paratransit	Juncos	2022	F	1,090,000	-	-	-	1,090,000	Toll Credit	Carryover FY18
				S	-	-	-	-	-		
				T	1,090,000	-	-	-	1,090,000		
151	Paratransit Program Preventive Maintenance	Juncos	2022	F	88,010	-	-	-	88,010	Toll Credit	FY18 \$61,882 & FY19 \$61,882 FY20 \$66,301
				S	-	-	-	-	-		
				T	88,010	-	-	-	88,010		
152	Paratransit Program Operational	Juncos	2022	F	193,076	-	-	-	193,076	Toll Credit	
				S	-	-	-	-	-		
				T	193,076	-	-	-	193,076		
153	Facilities Maintenance	Juncos	2022	F	10,000	-	-	-	10,000	Toll Credit	Subject to complete Grant in TRAMS. Carryover FY2018
				S	-	-	-	-	-		
				T	10,000	-	-	-	10,000		
154	Reconstruction of Sidewalks Curbs and Gutters along Main Transit Route to Access Transit Stops	Juncos	2022	F	-	650,000	-	-	650,000	Toll Credit	
				S	-	-	-	-	-		
				T	-	650,000	-	-	650,000		
155	Engineering, Design and Environmental Compliance for the Construction of Maintenance Facilities Phase I Municipality of Las Piedras	PRHTA	2016	F	-	-	-	-	120,000	Toll Credit	
				S	-	-	-	-	-		
				T	-	120,000	-	-	120,000		
156	Construction of Maintenance Facilities, Phase II Municipality of Las Piedras	PRHTA	2018	F	-	-	200,000	-	200,000	Toll Credits	
				S	-	-	-	-	-		
				T	-	-	200,000	-	200,000		
157	Preventive Maintenance for the Fixed Route and Paratransit Fleet	MBA	2018	F	12,000,000	-	5,000,000	-	17,000,000	Toll Credits	
				S	-	-	-	-	-		
				T	12,000,000	-	5,000,000	-	17,000,000		
158	Renovation of the Workshop Area: Replacement of the Overhaul Oil Distribution System; Replacement of Hydraulic Lifts	MBA	2022	F	4,056,000	-	-	-	4,056,000	Toll Credits	
				S	-	-	-	-	-		
				T	4,056,000	-	-	-	4,056,000		
159	Software and Hardware	MBA	2022	F	600,000	-	-	-	600,000	Toll Credits	
				S	-	-	-	-	-		
				T	600,000	-	-	-	600,000		
160	Acquisition of the Units for the Paratransit Fleet	MBA	2023	F	-	1,000,000	-	-	1,152,000	Toll Credits	Carryover FY22
				S	-	-	-	-	-		
				T	-	1,000,000	-	-	1,152,000		
161	Replacement of Units of the Fixed Route Fleet	MBA	2023	F	-	-	-	-	8,400,000	Toll Credits	Carryover FY22
				S	-	-	-	-	-		
				T	-	-	-	-	8,400,000		
162	Replacement of 30 Buses Route Fleet	MBA	2023	F	20,000,000	-	-	-	20,000,000	Toll Credits	
				S	-	-	-	-	-		
				T	20,000,000	-	-	-	20,000,000		
163	Upgrade of the Infrastructure of the Radio Communications System	MBA	2023	F	2,070,000	-	-	-	2,070,000	Toll Credits	
				S	-	-	-	-	-		
				T	2,070,000	-	-	-	2,070,000		
164	Renovation and Maintenance of the AMA's Site Facility Building	MBA	2023	F	500,000	-	-	-	500,000	Toll Credits	
				S	-	-	-	-	-		
				T	500,000	-	-	-	500,000		

GOVERNMENT OF PUERTO RICO  
 PUERTO RICO DEPARTMENT OF TRANSPORTATION AND PUBLIC WORKS  
 PUERTO RICO HIGHWAY AND TRANSPORTATION AUTHORITY  
 TRANSPORTATION IMPROVEMENT PROGRAM  
 FISCAL YEARS 2023-2026  
 AMENDMENT #1

SECTION 5307: SAN JUAN URBANIZED AREA (SJUA)

Num.	Description	Grantee	Year	Annual Element				Total Estimated Cost	Source of Local Funds	Remarks	
				2023	2024	2025	2026				
165	Miscellaneous Support Equipment	MBA	2023	F	400,000				400,000	Toll Credits	
				S							
				T	400,000				400,000		
166	Upgrade of Software and Hardware (IT)	MBA	2023	F		3,000,000			4,000,000	Toll Credits	
				S							
				T		3,000,000			4,000,000		
167	Acquisition of three (3) Mini Buses of 16 to 25 Passengers - Morovis	PRHTA	2022	F	380,340	-	-	-	380,340	Toll Credits	Project in Application 5489-2022-12 Section 5307
				S							
				T	380,340				380,340		
168	Construction of 13 Bus Shelter for Fixed Routes Municipality of Morovis	PRHTA	2022	F	53,300	-	-	-	53,300	Toll Credits	
				S							
				T	53,300				53,300		
169	Signage for Bus Stops, Route Information and Cross Walks on Fixed Route - Morovis	PRHTA	2022	F	10,000	-	-	-	10,000	Toll Credits	Project in Application 5489-2022-12 Section 5307
				S							
				T	10,000				10,000		
170	Preventive Maintenance for Transit Fleet - Municipality of Morovis	PRHTA	2022	F	-	-	-	4,000	4,000	Toll Credits	Carryover FY2017
				S							
				T				4,000	4,000		
171	Drugs and Alcohol Testing - Municipality of Morovis	PRHTA	2022	F	-	1,250	1,250	1,250	3,750	Toll Credits	
				S							
				T		1,250	1,250	1,250	3,750		
172	Additional funding - Improvements of the Public Transportation Terminal - Municipality of Morovis	PRHTA	2023	F	467,000				467,000	Toll Credits	Additional funding for Improvements of the Public Terminal: Original \$813,120
				S							
				T	467,000				467,000		
173	Acquisition of two (2) Buses- 11 passengers for Fixed R routes for the Municipality of Naranjito	PRHTA	2019	F				160,000	160,000	Toll Credits	
				S							
				T				160,000	160,000		
174	Improvements to existing Ignacio Morales Acosta Street (sidewalks and pedestrian walkway) for Full Street Concept to Connect with the Collective Transportation Terminal of the Municipality of Naranjito (Phase 1 of 2)	PRHTA	2020	F				86,948	86,948	Toll Credits	
				S							
				T				86,948	86,948		

GOVERNMENT OF PUERTO RICO  
 PUERTO RICO DEPARTMENT OF TRANSPORTATION AND PUBLIC WORKS  
 PUERTO RICO HIGHWAY AND TRANSPORTATION AUTHORITY  
 TRANSPORTATION IMPROVEMENT PROGRAM  
 FISCAL YEARS 2023-2026  
 AMENDMENT #1

SECTION 5307: SAN JUAN URBANIZED AREA (SJUA)

Num.	Description	Grantee	Year	Annual Element				Total Estimated Cost	Source of Local Funds	Remarks	
				2023	2024	2025	2026				
175	Improvements to existing Ignacio Morales Acosta Street (sidewalks and pedestrian walkway) for Full Street Concept to Connect with the Collective Transportation Terminal of the Municipality of Naranjito (Phase 2 of 2)	PRHTA	2020	F			-	884,041	884,041	Toll Credits	
				S			-	-	-		
				T			-	884,041	884,041		
176	Bus replacement for five (5) vehicles for Intermodal	PRHTA/ATI-TU	2023		2,500,000	-	-	3,140,440	5,640,440		As established in the bus fleet replacement plan. (\$500,000 x 5 vehicles=\$2.5M) Funds requested are for the following systems: Tren Urbano and Intermodal.
					-	-	-	-	-		
					2,500,000	-	-	3,140,440	5,640,440		
177	State of Good Repair for Intermodel Services	PRHTA/ATI-TU	2023	F	6,000,000				6,000,000		
				S							
				T	6,000,000				6,000,000		
178	Preventive Maintenance Cost for TU	PRHTA/ATI-TU	2022	F	6,500,000	8,300,000	5,000,000	13,547,754	33,347,754	Toll Credits	
				S	-	-	-	-	-		
				T	6,500,000	8,300,000	5,000,000	13,547,754	33,347,754		
179	Technical Oversight for TU Operator	PRHTA/ATI-TU	2022	F	6,600,000	4,000,000	2,000,000	3,000,000	15,600,000	Toll Credits	
				S	-	-	-	-	-		
				T	6,600,000	4,000,000	2,000,000	3,000,000	15,600,000		
180	Design and Engineering Integración de Sistema de Autobuses de Transporte Colectivo (BRT) PR 52-PR 18.	PRHTA	2020	F	1,800,000	-	-	-	1,800,000	Toll Credits	
				S	-	-	-	-	-		
				T	1,800,000	-	-	-	1,800,000		
181	Construction Integración de Sistema de Autobuses de Transporte Colectivo (BRT) PR 52-PR 18.	PRHTA	2020	F	-	-	-	3,000,000	3,000,000	Toll Credits	
				S	-	-	-	-	-		
				T	-	-	-	3,000,000	3,000,000		
182	Rehabilitation of Maintenance Base	PRITA/Maritime Services	2022	F	4,176,000	2,000,000	500,000	-	6,676,000	Toll Credits	
				S	-	-	-	-	-		
				T	4,176,000	2,000,000	500,000	-	6,676,000		
183	Rehabilitation to the Metro Service Terminal	PRITA/Maritime Services	2022	F	960,000	-	-	-	960,000	Toll Credits	
				S	-	-	-	-	-		
				T	960,000	-	-	-	960,000		
184	Rehabilitation of Pier for Travelift	PRITA/Maritime Services	2022	F	4,800,000	-	-	-	4,800,000	Toll Credits	
				S	-	-	-	-	-		
				T	4,800,000	-	-	-	4,800,000		
185	Acquisition of New Electrical Vessel for the Metro Service	PRITA/Maritime Services	2024	F	-	-	-	6,000,000			
				S	-	-	-	-	-		
				T	-	-	-	6,000,000			

GOVERNMENT OF PUERTO RICO  
 PUERTO RICO DEPARTMENT OF TRANSPORTATION AND PUBLIC WORKS  
 PUERTO RICO HIGHWAY AND TRANSPORTATION AUTHORITY  
 TRANSPORTATION IMPROVEMENT PROGRAM  
 FISCAL YEARS 2023-2026  
 AMENDMENT #1

SECTION 5307: SAN JUAN URBANIZED AREA (SJUA)

Num.	Description	Grantee	Year	Annual Element				Total Estimated Cost	Source of Local Funds	Remarks
				2023	2024	2025	2026			
186	Purchase of Two (2) Pick Up Truck	San Juan	2022	F	40,000			40,000	Toll Credits	TRAMS App # 1886-2022-1
				S				-		
				T	40,000	-	-	-		
187	Acquisition of Vehicles to Improve Public Transportation Services	San Juan	2022	F	650,000			650,000	Toll Credits	TRAMS App # 1886-2022-1
				S				-		
				T	650,000	-	-	-		
188	Improvements to the Juan Palerm (East Terminal) Público Vehicles Terminal	San Juan	2022	F	300,000			300,000	Toll Credits	
				S				-		
				T	300,000	-	-	-		
189	Preventive Maintenance for Transit System	San Juan	2022	F	2,338,164			2,338,164	Toll Credits	TRAMS App # 1886-2022-1
				S				-		
				T	2,338,164	-	-	-		
190	Replacement of four (4) Trolley buses	San Juan	2022	F	800,000			800,000	Toll Credits	TRAMS App # 1886-2022-1
				S				-		
				T	800,000	-	-	-		
191	A&E for the Construction of sidewalks (PR-21)	San Juan	2022	F	190,000			190,000	Toll Credits	TRAMS App # 1886-2023-1
				S				-		
				T	190,000	-	-	-		
192	Construction of Sidewalks (PR-21)	San Juan	2022	F	-	1,900,000		1,900,000	Toll Credits	
				S				-		
				T	-	1,900,000	-	-		
193	Acquisition of 2 Administrative Vehicles and 1 Tow Truck for the Transportation System	San Juan	2023	F	268,388			268,388	Toll Credits	
				S				-		
				T	268,388					
194	Preventive Maintenance for FTA Facilities	San Juan	2023	F	244,084			244,084	Toll Credits	
				S				-		
				T	244,084					
195	Acquisition of Computers, Equipment and Software for Facilities and Vehicles	San Juan	2023	F	299,171	299,171		598,342	Toll Credits	
				S				-		
				T	299,171	299,171				
196	Additional Funds - Rehab and Renovate Sidewalks within distance (0.5 miles) of Transit Stops in Condado	San Juan	2023	F	7,006,467			7,006,467	Toll Credits	
				S				-		
				T	7,006,467					
197	Rehab and Renovate Sidewalks within distance (0.5 miles) of transit stops in Pedrin Zorrilla, Americo Miranda, Buen Consejo, Caimito, Loiza Street, Centro Médico, Centro Urbano, Old San Juan, Hill Brothers and Las Margaritas	San Juan	2023	F	12,600,694	6,000,000		25,201,387	Toll Credits	
				S				-		
				T	12,600,694	6,000,000				

GOVERNMENT OF PUERTO RICO  
 PUERTO RICO DEPARTMENT OF TRANSPORTATION AND PUBLIC WORKS  
 PUERTO RICO HIGHWAY AND TRANSPORTATION AUTHORITY  
 TRANSPORTATION IMPROVEMENT PROGRAM  
 FISCAL YEARS 2023-2026  
 AMENDMENT #1

SECTION 5307: SAN JUAN URBANIZED AREA (SJUA)

Num.	Description	Grantee	Year	Annual Element				Total Estimated Cost	Source of Local Funds	Remarks
				2023	2024	2025	2026			
198	Construction of Paseo Lineal Miramar- Condado	San Juan	2023	F	7,292,007			7,292,007	Toll Credits	
				S						
				T	7,292,007			7,292,007		
199	Acquisition of 52 Pre-fabricated Bus Shelters for the Transportation System	San Juan	2023	F	1,029,600			1,029,600	Toll Credits	
				S						
				T	1,029,600			1,029,600		
200	Acquisition of Fire Protection System for the Palerm Terminal	San Juan	2023	F		1,125,868		1,125,868	Toll Credits	
				S						
				T		1,125,868		1,125,868		
201	Architectural and Engineering Design for Francisco Pereira Transportation Center	San Lorenzo	2021	F	459,550	-	-	459,550	Toll Credits	TRAMS #5874-2022-1
				S	-	-	-	-		
				T	459,550	-	-	459,550		
202	Provision of Paratransit Services in Accordance with ADA Regulations	San Lorenzo	2021	F	-	218,399	-	218,399	Toll Credits	TRAMS #5874-2022-1
				S	-	-	-	-		
				T	-	218,399	-	218,399		
203	Preventive Maintenance Cost for Transit Fleet	San Lorenzo	2020	F	-	120,000	-	120,000	Toll Credits	TRAMS #5874-2022-1
				S	-	-	-	-		
				T	-	120,000	-	120,000		
204	Acquisition and Installation of a Virtual Camera System for the Security in the Public Transportation Routes Stop Sites	San Lorenzo	2017	F	231,200	-	-	231,200	Toll Credits	TRAMS #5874-2022-1
				S	-	-	-	-		
				T	231,200	-	-	231,200		
205	Purchase & Installation of Stop and Street Signs for the three (3) Public Transportation Routes	San Lorenzo	2017	F	135,360	-	-	135,360	Toll Credits	TRAMS #5874-2022-1
				S	-	-	-	-		
				T	135,360	-	-	135,360		
206	Purchase & Installation of fifteen (15) Shelters for the Public Transportation Route	San Lorenzo	2017	F	48,000	-	-	48,000	Toll Credits	TRAMS #5874-2022-1
				S	-	-	-	-		
				T	48,000	-	-	48,000		
207	Construction Ramps and Reconstruction Sidewalks along Trolley Route	San Lorenzo	2018	F	453,636	-	-	453,636	Toll Credits	TRAMS #5874-2022-1
				S	-	-	-	-		
				T	453,636	-	-	453,636		
208	Design & NEPA for the Construction of Transportation Buses Maintenance and Washing Machine Area	San Lorenzo	2022	F	-	385,000	-	385,000	Toll Credits	
				S	-	-	-	-		
				T	-	385,000	-	385,000		
209	Construction of Transportation Buses Maintenance and Washing Machine Area	San Lorenzo	2025	F	-	1,500,000	-	1,500,000	Toll Credits	
				S	-	-	-	-		
				T	-	1,500,000	-	1,500,000		

GOVERNMENT OF PUERTO RICO  
 PUERTO RICO DEPARTMENT OF TRANSPORTATION AND PUBLIC WORKS  
 PUERTO RICO HIGHWAY AND TRANSPORTATION AUTHORITY  
 TRANSPORTATION IMPROVEMENT PROGRAM  
 FISCAL YEARS 2023-2026  
 AMENDMENT #1

SECTION 5307: SAN JUAN URBANIZED AREA (SJUA)

Num.	Description	Grantee	Year	Annual Element				Total Estimated Cost	Source of Local Funds	Remarks	
				2023	2024	2025	2026				
210	Radio Communication Units Five (5)	Toa Baja	2015	F	12,200	-	-	-	12,200	Toll Credits	Project in Application # 5415-2016-1
				S	-	-	-	-	-		
				T	12,200	-	-	-	12,200		
211	Installation of four (4) Bus Shelters for the New Routes Candelaria Arenas and Pájaros Ward	Toa Baja	2015	F	38,720	-	-	-	38,720	Toll Credits	Project in Application # 5415-2016-1
				S	-	-	-	-	-		
				T	38,720	-	-	-	38,720		
212	Purchase of two (2) Cutaway 30 ft. 24 passenger buses for the new routes to Tren Urbano	Toa Baja	2015	F	280,000	-	-	-	280,000	Toll Credits	Project in Application # 5415-2016-1
				S	-	-	-	-	-		
				T	280,000	-	-	-	280,000		
213	Purchase of two(2) Paratransit Minibuses to meet additional ADA Demand	Toa Baja	2017	F	128,000	-	-	-	128,000	Toll Credits	Project in Application # 5415-2016-1
				S	-	-	-	-	-		
				T	128,000	-	-	-	128,000		
214	Replacement of one (1) Damaged Trolley and two(2) Paratransit Minibuses	Toa Baja	2015	F	544,000	-	-	-	544,000	Toll Credits	Project in Application # 5415-2016-1
				S	-	-	-	-	-		
				T	544,000	-	-	-	544,000		
215	Purchase of three (3) Cutaway less than 30 ft. 24 Passenger Buses for the New Routes Candelaria Arena and Pájaros Ward	Toa Baja	2016	F	336,000	-	-	-	336,000	Toll Credits	Project in Application # 5415-2016-1
				S	-	-	-	-	-		
				T	336,000	-	-	-	336,000		
216	One support Vehicle for Oversight and Support of the Transit System	Toa Baja	2015	F	24,000	-	-	-	24,000	Toll Credits	Project in Application # 5415-2016-1
				S	-	-	-	-	-		
				T	24,000	-	-	-	24,000		
217	A/E Reconstruction for the Sidewalks and Handicap Ramps for East Route-two (2) Phases.	Toa Baja	2015	F	371,492	-	-	-	371,492	Toll Credits	Project in Application # 5415-2016-1
				S	-	-	-	-	-		
				T	371,492	-	-	-	371,492		
218	Reconstruction for the Sidewalks and Handicap Ramps for East route- Two (2) Phases.	Toa Baja	2015	F	-	-	750,000	-	750,000	Toll Credits	Original Funding \$831,654 and Additional Funding Request for \$1,259,541 in 2023
				S	-	-	-	-	-		
				T	-	-	750,000	-	750,000		
219	Provision for Paratransit Service in Accordance with ADA Regulations.	Toa Baja	2022	F	686,789	-	-	-	686,789	Toll Credits	Project in Application # 5415-2016-1
				S	-	-	-	-	-		
				T	686,789	-	-	-	686,789		
220	Preventive Maintenance Cost for Transit Fleet	Toa Baja	2022	F	182,358	110,464	-	-	292,822	Toll Credits	
				S	-	-	-	-	-		
				T	182,358	110,464	-	-	292,822		



GOVERNMENT OF PUERTO RICO  
 PUERTO RICO DEPARTMENT OF TRANSPORTATION AND PUBLIC WORKS  
 PUERTO RICO HIGHWAY AND TRANSPORTATION AUTHORITY  
 TRANSPORTATION IMPROVEMENT PROGRAM  
 FISCAL YEARS 2023-2026  
 AMENDMENT #1

SECTION 5307: SAN JUAN URBANIZED AREA (SJUA)

Num.	Description	Grantee	Year	Annual Element			Total Estimated Cost	Source of Local Funds	Remarks	
				2023	2024	2025				2026
221	Preventive Maintenance Municipality of Trujillo Alto	PRHTA	2022	F	116,338	50,000	59,200	225,538	Toll Credits	TRAMS App#5489-2022-12
				S	-	-	-	-		
				T	116,338	50,000	59,200	166,338		
222	Alcohol and Drug Test Municipality of Trujillo Alto	PRHTA	2022	F	960	480	480	1,920	Toll Credits	TRAMS App#5489-2022-12
				S	-	-	-	-		
				T	960	480	480	1,920		
223	Bus Stop Signs Municipality of Trujillo Alto	PRHTA	2022	F	38,384	-	-	38,384	Toll Credits	TRAMS App#5489-2022-12
				S	-	-	-	-		
				T	38,384	-	-	38,384		
224	P.A System Municipality of Trujillo Alto	PRHTA	2022	F	15,640	-	-	15,640	Toll Credits	TRAMS App#5489-2022-12
				S	-	-	-	-		
				T	15,640	-	-	15,640		
225	Automatic Passenger Counters & GPS System Municipality of Trujillo Alto	PRHTA	2022	F	-	150,000	-	150,000	Toll Credits	TRAMS App#5489-2022-12
				S	-	-	-	-		
				T	-	150,000	-	150,000		
226	Real Time Mobile Application Development and Software Development Municipality of Trujillo Alto	PRHTA	2023	F	-	82,400	-	82,400	Toll Credits	
				S	-	-	-	-		
				T	-	82,400	-	82,400		
227	Screens to illustrate routes and Waiting Time Inside the Terminal Municipality of Trujillo Alto	PRHTA	2023	F	-	11,709	-	11,709	Toll Credits	
				S	-	-	-	-		
				T	-	11,709	-	11,709		
228	Tablets (17) for Compliance Required by Drivers and Administrative Staff Municipality of Trujillo Alto	PRHTA	2023	F	-	25,763	-	25,763	Toll Credits	
				S	-	-	-	-		
				T	-	25,763	-	25,763		
229	Vehicle Interior Displays LCD Municipality of Trujillo Alto	PRHTA	2023	F	-	76,000	-	76,576	Toll Credits	
				S	-	-	-	-		
				T	-	76,000	-	76,576		
230	Acquisition of 1 Administrative Vehicle for the Transportation System Municipality of Trujillo Alto	PRHTA	2023	F	40,222	-	-	40,222	Toll Credits	
				S	-	-	-	-		
				T	40,222	-	-	40,222		

GOVERNMENT OF PUERTO RICO  
 PUERTO RICO DEPARTMENT OF TRANSPORTATION AND PUBLIC WORKS  
 PUERTO RICO HIGHWAY AND TRANSPORTATION AUTHORITY  
 TRANSPORTATION IMPROVEMENT PROGRAM  
 FISCAL YEARS 2023-2026  
 AMENDMENT #1

SECTION 5307: SAN JUAN URBANIZED AREA (SJUA)

Num.	Description	Grantee	Year	Annual Element				Total Estimated Cost	Source of Local Funds	Remarks	
				2023	2024	2025	2026				
231	Preventive Maintenance for Transit Buses, Facilities and ADA Complementary Paratransit Activities	Vega Alta	2022	F	100,000	-	-	-	100,000	Toll Credits	TRAMS App.#5462-2020-1
				S	-	-	-	-	-		
				T	100,000	-	-	-	100,000		
232	Operating Assistance ADA PARATRANSIT SERVICE	Vega Alta	2022	F	151,149	55,408	55,000	55,408	316,965	Toll Credits	TRAMS App.#5462-2020-1
				S	-	-	-	-	-		
				T	151,149	55,408	55,000	55,408	316,965		
233	Acquisition and Installation of thirty (30) Bus Shelter for Bus Stops and Signage.	Vega Alta	2022	F	340,000	-	-	-	340,000	Toll Credits	TRAMS App.# 5262-2022-2
				S	-	-	-	-	-		
				T	340,000	-	-	-	340,000		
234	Acquisition of ten (10) Vehicles GPS Tracking System and Monthly Fees.	Vega Alta	2022	F	13,150	-	-	-	13,150	Toll Credits	
				S	-	-	-	-	-		
				T	13,150	-	-	-	13,150		
235	Acquisition and installation of Radio Communication Units for ten (10) Vehicles and two (2) Portable Communication Units and License Fees.	Vega Alta	2022	F	12,700	-	-	-	12,700	Toll Credits	TRAMS App.#5462-2020-1
				S	-	-	-	-	-		
				T	12,700	-	-	-	12,700		
236	Acquisition of one (1) pickup and one (1) compact vehicle for administrative purpose.	Vega Alta	2022	F	65,281	-	-	-	65,281	Toll Credits	TRAMS App.#5462-2020-1
				S	-	-	-	-	-		
				T	65,281	-	-	-	65,281		
237	Acquisition of eight (8) passenger counters for vehicles, software, hardware and license fees.	Vega Alta	2022	F	123,120	-	-	-	123,120	Toll Credits	
				S	-	-	-	-	-		
				T	123,120	-	-	-	123,120		
238	Preventive Maintenance for Vehicle Fleet (Fixed Route and Paratransit)	Vega Alta	2023	F				256,905	256,905	Toll Credits	
				S							
				T				256,905	256,905		
239	Construction of (30) Bus Shelters and Signage	Vega Alta	2023	F	386,760				386,760	Toll Credits	
				S							
				T	386,760				386,760		
240	Acquisition and Installation of Standard Guyed Tower of Communication System	Vega Alta	2023	F	13,823				13,823	Toll Credits	
				S							
				T	13,823				13,823		
241	Acquisition and Installation of Photovoltaic System with Battery Backup for the Terminal of Carros Públicos	Vega Alta	2023	F	97,350				97,350	Toll Credits	Carryover FY22
				S							
				T	97,350				97,350		

GOVERNMENT OF PUERTO RICO  
 PUERTO RICO DEPARTMENT OF TRANSPORTATION AND PUBLIC WORKS  
 PUERTO RICO HIGHWAY AND TRANSPORTATION AUTHORITY  
 TRANSPORTATION IMPROVEMENT PROGRAM  
 FISCAL YEARS 2023-2026  
 AMENDMENT #1

SECTION 5307: SAN JUAN URBANIZED AREA (SJUA)

Num.	Description	Grantee	Year	Annual Element				Total Estimated Cost	Source of Local Funds	Remarks	
				2023	2024	2025	2026				
242	Acquisition of (4) 18-20 passengers buses for paratransit service	Vega Baja	2022	F	460,000			460,000	Toll Credits		
				S				-			
				T	460,000	-	-	-			460,000
243	Acquisition of two 24 passengers units for fixed route	Vega Baja	2022	F	427,000			427,000	Toll Credits		
				S				-			
				T	427,000	-	-	-			427,000
244	Transportation Services Advertising and Marketing	Vega Baja	2022	F	100,000	25,000	25,000	25,000	175,000	Toll Credits	
				S					-		
				T	100,000	25,000	25,000	25,000	175,000		
245	Paint and Body Works of three (3) buses for transit fleet	Vega Baja	2019	F	8,000	-	-	-	8,000	Toll Credits	TRAMS App #5414-2022-3
				S	-	-	-	-	-		
				T	8,000	-	-	-	8,000		
246	Operating Assistance of Paratransit System in Compliance with ADA Regulations	Vega Baja	2022	F	335,346	335,346	335,000	335,346	1,341,038	Toll Credits	
				S	-	-	-	-	-		
				T	335,346	335,346	335,000	335,346	1,341,038		
247	Preventive Maintenance for Vehicles and Facilities	Vega Baja	2022	F	546,802	545,000	545,000	546,802	2,183,604	Toll Credits	
				S	-	-	-	-	-		
				T	546,802	545,000	545,000	546,802	2,183,604		
248	Paint and Improvements for The La Placita Public Transportation Terminal	Vega Baja	2022	F	86,700	-	-	-	86,700	Toll Credits	
				S	-	-	-	-	-		
				T	86,700	-	-	-	86,700		
249	Bus Transit Main Maintenance Garage Expansion	Vega Baja	2022	F	1,410,952	-	-	-	1,410,952	Toll Credits	
				S	-	-	-	-	-		
				T	1,410,952	-	-	-	1,410,952		
250	Bus Stops Signage	Vega Baja	2023	F	257,190				257,190		
				S							
				T	257,190				257,190		
251	Paratransit Scheduling Technologies	Vega Baja	2023	F	36,568	6,816	6,000	6,816	57,016		
				S							
				T	36,568	6,816	6,000	6,816	57,016		
252	Fixed Route Rodway Repairs	Vega Baja	2023	F	204,984	95,000	95,000	95,000	489,984		
				S							
				T	204,984	95,000	95,000	95,000	489,984		
253	Additional Funds due to the Construction Budget Revision for the Bus Transit Main Maintenance Garage Expansion	Vega Baja	2023	F	939,016				939,016		
				S							
				T	939,016				939,016		
254	Bus Stops Canopy For East-West Routes	Vega Baja	2023	F	333,218				333,218		
				S							
				T	333,218				333,218		
255	Puerto Nuevo Complete Streets Project (Phase 1)	Vega Baja	2023	F	500,000				500,000		
				S							
				T	500,000				500,000		

GOVERNMENT OF PUERTO RICO  
 PUERTO RICO DEPARTMENT OF TRANSPORTATION AND PUBLIC WORKS  
 PUERTO RICO HIGHWAY AND TRANSPORTATION AUTHORITY  
 TRANSPORTATION IMPROVEMENT PROGRAM  
 FISCAL YEARS 2023-2026  
 AMENDMENT #1

SECTION 5307: SAN JUAN URBANIZED AREA (SJUA)

Num.	Description	Grantee	Year	Annual Element				Total Estimated Cost	Source of Local Funds	Remarks	
				2023	2024	2025	2026				
256	Acquisition and Installation of Signage and Electronic Programming System along Trolley Route Street & Stops	Yabucoa	2020	F	-	-	900,000	-	900,000	Toll Credits	
				S	-	-	-	-	-		
				T	-	-	900,000	-	900,000		
257	Construction of Downtown Center of Transportation Terminal Phase I	Yabucoa	2019	F	2,900,000	-	-	-	2,900,000	Toll Credits	Carryover Funds FY19 TRAMS App #6841-2022-1
				S	-	-	-	-	-		
				T	2,900,000	-	-	-	2,900,000		
258	Acquisition of three (3) 30 feet Low Rider Buses for the replacement of two (2) mini buses and one (1) trolley	Yabucoa	2020	F	1,200,000	-	-	-	1,200,000	Toll Credits	Carryover Funds FY20 TRAMS App #6841-2022-1
				S	-	-	-	-	-		
				T	1,200,000	-	-	-	1,200,000		
259	Construction of Downtown Center of Transportation Terminal- Phase 2	Yabucoa	2023	F	-	-	5,000,000	-	6,189,000	Toll Credits	
				S	-	-	-	-	-		
				T	-	-	5,000,000	-	6,189,000		
260	Reconstruction of Sidewalks and Ramps along the Trolley Route	Yabucoa	2024	F	-	600,000	-	-	600,000	Toll Credits	
				S	-	-	-	-	-		
				T	-	600,000	-	-	600,000		
261	Acquisition of three (3) Paratransit Vans of ten (10) Passengers for the Paratransit Service of the Municipality of Yabucoa	Yabucoa	2023	F	289,500	-	-	-	289,500	Toll Credits	
				S	-	-	-	-	-		
				T	289,500	-	-	-	289,500		
		Total Federal Funds:			147,119,816	40,722,068	37,000,000	37,000,000	273,182,874		
		Total State or Local Funds:			-	-	-	-	-		
		Total:			147,119,816	40,722,068	37,000,000	37,000,000	273,182,874		



*Government of Puerto Rico*

*Puerto Rico Department of Transportation and Public Works*  
*Puerto Rico Highway and Transportation Authority*

*Transportation Improvement Program*

***FEDERAL TRANSIT ADMINISTRATION (FTA)***

***San Juan Urbanized Area (SJUA)***

***(UA > 1,000,000 in Population)***

***Operating Assistance Special Rule***

***Section 5307***

---

GOVERNMENT OF PUERTO RICO  
 PUERTO RICO DEPARTMENT OF TRANSPORTATION AND PUBLIC WORKS  
 PUERTO RICO HIGHWAY AND TRANSPORTATION AUTHORITY  
 TRANSPORTATION IMPROVEMENT PROGRAM  
 FISCAL YEARS 2023-2026  
 AMENDMENT #1

SECTION 5307: FTA OPERATING ASSISTANCE SPECIAL RULE, SAN JUAN URBANIZED AREA

Num.	Description	Grantee	Year AppORTioned	Annual Element				Total Estimated Cost	Source of Local Funds	Remarks	
				2023	2024	2025	2026				
1	Operating Assistance Special Rule	PRHTA/ATI	2022	F	1,661,361	-	-	-	1,661,361		Carryover Funds
				S	-	-	-	-	-		
				T	1,661,361	-	-	-	1,661,361		
2	Operating Assistance Special Rule	MBA	2021	F	5,676,089	-	-	-	5,676,089		Carryover funds FY 2021 \$2,883,403 FY2022 is \$2,792,686
				S	-	-	-	-	-		
				T	5,676,089	-	-	-	5,676,089		
3	Operating Assistance Special Rule	Bayamón	2020		214,392	244,087	324,024		782,473		Carryover Funds FY 2020 \$214,392 in TRAMS App # 2008-2023-1 FY 2021-\$244,087 FY2022-\$324,024
					214,392	244,087	324,024		782,473		
4	Operating Assistance Special Rule	Carolina	2019	F	-	447,721	-	-	447,721		
				S	-	-	-	-	-		
				T	-	447,721	-	-	447,721		
5	Operating Assistance Special Rule	Cayey	2022	F	110,301	-	-	-	110,301		FY 2020-67,417 FY 2021-42,884
				S	-	-	-	-	-		
				T	110,301	-	-	-	110,301		
6	Operating Assistance Special Rule	Dorado	2022	F	184,693	92,357	-	-	277,050		TRAMS App. #1970-2021-2 Carryover funds (94,312) FY2017 Partial allocation \$31,840 FY2018 \$62,472 and FY2019 \$90,381
				S	-	-	-	-	-		
				T	184,693	92,357	-	-	277,050		
7	Operating Assistance for Fixed Route under Special Rule	Guaynabo	2023	F	282,285	-	-	-	282,285		
				S	-	-	-	-	-		
				T	282,285	-	-	-	282,285		
8	Operating Assistance Special Rule	Gurabo	2023	F	65,346	86,746	-	-	152,092		
				S	-	-	-	-	-		
				T	65,346	86,746	-	-	152,092		
9	Operating Assistance Special Rule	Humacao	2023	F	132,660	-	-	-	132,660		
				S	-	-	-	-	-		
				T	132,660	-	-	-	132,660		
10	Operating Assistance Special Rule	Juncos	2018	F	128,558	-	-	-	128,558		Carryover Funds FY17 \$80,258, FY18 \$48,300 Project Application 3050-2021-1- P2
				S	-	-	-	-	-		
				T	128,558	-	-	-	128,558		
11	Special Rule FY 2021 Operating Assistance	Juncos	2022	F	106,207	83,779	-	-	189,986		Project Application 3050-2021-1-P2 FY2023 \$83,779
				S	-	-	-	-	-		
				T	106,207	83,779	-	-	189,986		

GOVERNMENT OF PUERTO RICO  
 PUERTO RICO DEPARTMENT OF TRANSPORTATION AND PUBLIC WORKS  
 PUERTO RICO HIGHWAY AND TRANSPORTATION AUTHORITY  
 TRANSPORTATION IMPROVEMENT PROGRAM  
 FISCAL YEARS 2023-2026  
 AMENDMENT #1

SECTION 5307: FTA OPERATING ASSISTANCE SPECIAL RULE, SAN JUAN URBANIZED AREA

Num.	Description	Grantee	Year AppORTioned	Annual Element				Total Estimated Cost	Source of Local Funds	Remarks
				2023	2024	2025	2026			
12	Operating Assistance Special Rule	Manatí	2022	F	155,571	203,251	-	-	358,822	Project in Application 1906-2019-1 Special Rule 2021 FY18 \$41,264 FY19 \$56,535 FY20 \$57,772, FY21\$87,326 & FY22 \$115,925
				S	-	-	-	-	-	
				T	155,571	203,251	-	-	358,822	
13	Operating Assistance Special Rule	San Lorenzo	2022	F	365,939	50,619	-	-	416,558	FY18 \$93,817 FY19 \$96,877 FY20 \$175,245
				S	-	-	-	-	-	
				T	365,939	50,619	-	-	416,558	
14	Operating Assistance Special Rule	Toa Baja	2022	F	778,594	154,805	-	-	933,399	Project Application 5415-2016-1 FY2015 & FY2016
				S	-	-	-	-	-	
				T	778,594	154,805	-	-	933,399	
15	Operating Assistance Special Rule	Vega Alta	2018	F	220,077	103,913	-	-	323,990	Carryover Funds (\$220,077): TRAMS App.#5462-2020-1 FY21 \$78,277 FY20 \$71,667 FY19 \$70,133
				S	-	-	-	-	-	
				T	220,077	103,913	-	-	323,990	
16	Operating Assistance Special Rule	Vega Baja	2022	F	230,044	-	-	-	230,044	Carryover Funds FY17, FY18 & FY19 Carryover FY22 (\$163,038)
				S	-	-	-	-	-	
				T	230,044	-	-	-	230,044	
<b>Total Federal Funds:</b>					<b>10,097,725</b>	<b>1,223,191</b>	-	-	<b>11,320,916</b>	
<b>Total State or Local Funds:</b>					-	-	-	-	-	
<b>Total:</b>					<b>10,097,725</b>	<b>1,223,191</b>	-	-	<b>11,320,916</b>	



*Government of Puerto Rico*

*Puerto Rico Department of Transportation and Public Works*  
*Puerto Rico Highway and Transportation Authority*

*Transportation Improvement Program*

***FEDERAL TRANSIT ADMINISTRATION (FTA)***

***San Juan Urbanized Area (SJUA)***

***(UA > 1,000,000 in Population)***

***Section 5307- Reprogrammed Funds***

---



GOVERNMENT OF PUERTO RICO  
 PUERTO RICO DEPARTMENT OF TRANSPORTATION AND PUBLIC WORKS  
 PUERTO RICO HIGHWAY AND TRANSPORTATION AUTHORITY  
 TRANSPORTATION IMPROVEMENT PROGRAM  
 FISCAL YEARS 2023-2026  
 AMENDMENT #1

**SECTION 5307: REPROGRAMMING FUNDS SAN JUAN URBANIZED AREA**

Num.	Description	Grantee	Year Apportioned	Annual Element				Total Estimated Cost	Source of Local Funds	Remarks
				2023	2024	2025	2026			
1	Employee Education Training for Security and Emergency	Guaynabo	2020	F	-	-	-	-	Toll Credit	Project will be using grants FY15 PR-90-X352
				S	-	-	-	-		
				T	-	-	-	-		
2	Employee Uniforms	Guaynabo	2020	F	-	-	-	-	Toll Credit	Project will be using Grants FY15 PR-90-X352
				S	-	-	-	-		
				T	-	-	-	-		
3	Paint and Body Works Vehicles Fleet	Guaynabo	2020	F	-	-	-	-	Toll Credit	Project will be using Grants FY15 PR-90X352
				S	-	-	-	-		
				T	-	-	-	-		
4	Rehabilitation of San Juan Pier for the Port Authority	PRPA	2020	F	-	-	-	-	Toll Credit	Federal Funds will be requested to competitive funding
				S	-	-	-	-		
				T	-	-	-	-		
<b>Total Federal Funds:</b>					-	-	-	-		
<b>Total State or Local Funds:</b>					-	-	-	-		
<b>Total</b>					-	-	-	-		



*Government of Puerto Rico*

*Puerto Rico Department of Transportation and Public Works*

*Puerto Rico Highway and Transportation Authority*

*Transportation Improvement Program*

***FEDERAL TRANSIT ADMINISTRATION (FTA)***

***San Juan Urbanized Area (SJUA)***

***(UA > 1,000,000 in Population)***

***Section 5310***

---

GOVERNMENT OF PUERTO RICO  
 PUERTO RICO DEPARTMENT OF TRANSPORTATION AND PUBLIC WORKS  
 PUERTO RICO HIGHWAY AND TRANSPORTATION AUTHORITY  
 TRANSPORTATION IMPROVEMENT PROGRAM  
 FISCAL YEARS 2023-2026  
 AMENDMENT #1

**SECTION 5310: ELDERLY AND PERSONS WITH DISABILITIES PROGRAM, SAN JUAN URBANIZED AREA**

Num.	Description	Grantee	Year Apportioned	Annual Element				Total Estimated Cost	Source of Local Funds	Remark	
					2023	2024	2025				2026
1	Preventive Maintenance for the Municipality of Canóvanas	PRHTA	2022	F	63,000	63,000	63,000	-	189,000	Toll Credits	
				S	-	-	-	-	-		
				T	63,000	63,000	63,000	-	189,000		
2	Operating Assistance for the Municipality of Canóvanas	PRHTA	2022	F	89,771	89,771	89,771	89,771	359,084	Toll Credits	
				S	-	-	-	-	-		
				T	89,771	89,771	89,771	89,771	359,084		
4	Preventive Maintenance Municipality of Canóvanas	PRHTA	2023	F				21,000	21,000	Toll Credits	
				S							
				T				21,000	21,000		
5	Alcohol and Drug Test Municipality of Canóvanas	PRHTA	2023	F	560				560	Toll Credits	
				S							
				T	560				560		
6	Uniforms Municipality of Canóvanas	PRHTA	2023	F	1,400				1,400	Toll Credits	
				S							
				T	1,400				1,400		
7	Vehicles License Tag for Situr Vehicles Municipality of Canóvanas	PRHTA	2023	F	288				288	Toll Credits	
				S							
				T	288				288		
8	Cost required Insurance Coverage for the Transportation System Fleet	PRHTA	2023	F	4,500				4,500	Toll Credits	
				S							
				T	4,500				4,500		
9	Acquisition of Tablets Municipality of Canóvanas	PRHTA	2023	F	9,093				9,093	Toll Credits	
				S							
				T	9,093				9,093		
10	Acquisition of five (5) Vehicles to Replace the 5310 fleet Municipality of Canóvanas	PRHTA	2023	F	625,000				625,000	Toll Credits	
				S							
				T	625,000				625,000		

GOVERNMENT OF PUERTO RICO  
 PUERTO RICO DEPARTMENT OF TRANSPORTATION AND PUBLIC WORKS  
 PUERTO RICO HIGHWAY AND TRANSPORTATION AUTHORITY  
 TRANSPORTATION IMPROVEMENT PROGRAM  
 FISCAL YEARS 2023-2026  
 AMENDMENT #1

**SECTION 5310: ELDERLY AND PERSONS WITH DISABILITIES PROGRAM, SAN JUAN URBANIZED AREA**

Num.	Description	Grantee	Year Apportioned	Annual Element				Total Estimated Cost	Source of Local Funds	Remark	
					2023	2024	2025				2026
11	Operational Assistance Municipality of Cataño	PRHTA	2023	F	130,351				130,351	Toll Credits	
				S							
				T	130,351				130,351		
12	Preventive Maintenance Municipality of Cataño	PRHTA	2023	F			26,800		26,800	Toll Credits	
				S							
				T			26,800		26,800		
13	GPS Tracking Systems Of Municipality of Cataño	PRHTA	2023	F			5,665		5,665	Toll Credits	
				S							
				T			5,665		5,665		
14	Drug and Alcohol Testing Of Municipality of Cataño	PRHTA	2023	F	380				380	Toll Credits	
				S							
				T	380				380		
15	Operation Assistance for Municipality of Cidra	PRHTA	2023	F	428,420				428,420	Toll Credits	
				S							
				T	428,420				428,420		
16	Preventive Maintenance for Municipality of Cidra	PRHTA	2023	F	12,086				12,086	Toll Credits	
				S							
				T	12,086				12,086		
17	Preventive Maintenance Municipality of Corozal	PRHTA	2023	F	44,000				44,000	Toll Credits	
				S							
				T	44,000				44,000		
18	Purchase and Installation of three (3) GPS Tracking System for the Municipality of Gurabo	PRHTA	2022	F	447	-	-	-	447	Toll Credits	
				S	-	-	-	-	-		
				T	447	-	-	-	447		
19	Purchase and Installation of three (3) Radio Communication System for the Municipality of Gurabo	PRHTA	2022	F	3,312	-	-	-	3,312	Toll Credits	
				S	-	-	-	-	-		
				T	3,312	-	-	-	3,312		
20	Operational Assistance Municipality of Gurabo	PRHTA	2023	F	67,897		-	-	67,897	Toll Credits	
				S			-	-	-		
				T	67,897		-	-	67,897		
21	Preventive Maintenance Municipality of Gurabo	PRHTA	2023	F	23,100		-	-	23,100	Toll Credits	
				S			-	-	-		
				T	23,100		-	-	23,100		

GOVERNMENT OF PUERTO RICO  
 PUERTO RICO DEPARTMENT OF TRANSPORTATION AND PUBLIC WORKS  
 PUERTO RICO HIGHWAY AND TRANSPORTATION AUTHORITY  
 TRANSPORTATION IMPROVEMENT PROGRAM  
 FISCAL YEARS 2023-2026  
 AMENDMENT #1

**SECTION 5310: ELDERLY AND PERSONS WITH DISABILITIES PROGRAM, SAN JUAN URBANIZED AREA**

Num.	Description	Grantee	Year Apportioned	Annual Element				Total Estimated Cost	Source of Local Funds	Remark	
				2023	2024	2025	2026				
22	Acquisition of Equipment and Software for Vehicles Municipality of Gurabo	PRHTA	2023	F	4,383	-	-	-	4,383	Toll Credits	
				S					-		
				T	4,383				4,383		
23	Preventive Maintenance for the Instituto Psicopedagógico de PR	PRHTA	2022	F	1,500	1,500	1,500	-	4,500	Toll Credits	
				S					-		
				T	1,500	1,500	1,500		4,500		
24	Operating Assistance for the Instituto Psicopedagógico de PR	PRHTA	2022	F	29,108	29,108	29,108	-	87,324	Toll Credits	
				S					-		
				T	29,108	29,108	29,108		87,324		
25	Acquisition of eight (2) vehicles for Municipality of Salinas	PRHTA	2022	F	193,000				193,000	Toll Credits	
				S					-		
				T	193,000				193,000		
26	Preventive Maintenance for (2) Existing Vehicles for Municipality of Salinas	PRHTA	2022	F	15,136	15,400			30,536	Toll Credits	
				S					-		
				T	15,136	15,400			30,536		
27	Operational Assistance Municipality of Salinas	PRHTA	2022	F	70,026	70,026			140,052	Toll Credits	
				S					-		
				T	70,026	70,026			140,052		
28	Administrative Equipment Municipality of Salinas	PRHTA	2023	F	1,350				1,350	Toll Credits	
				S					-		
				T	1,350				1,350		
29	Drug and Alcohol Testing Municipality of Salinas	PRHTA	2023	F	250				250	Toll Credits	
				S					-		
				T	250				250		
30	Adquisition of GPS, Tracking Systems for (4) Vehicles for the Municipality of Salinas	PRHTA	2023	F	4,457				4,457	Toll Credits	
				S					-		
				T	4,457				4,457		

GOVERNMENT OF PUERTO RICO  
 PUERTO RICO DEPARTMENT OF TRANSPORTATION AND PUBLIC WORKS  
 PUERTO RICO HIGHWAY AND TRANSPORTATION AUTHORITY  
 TRANSPORTATION IMPROVEMENT PROGRAM  
 FISCAL YEARS 2023-2026  
 AMENDMENT #1

**SECTION 5310: ELDERLY AND PERSONS WITH DISABILITIES PROGRAM, SAN JUAN URBANIZED AREA**

Num.	Description	Grantee	Year Apportioned	Annual Element				Total Estimated Cost	Source of Local Funds	Remark	
				2023	2024	2025	2026				
31	Operating Assistance for the Municipality of San Juan	PRHTA	2022	F	-	31,945	-	-	31,945	Toll Credits	
				S	-	-	-	-	-		
				T	-	31,945	-	-	31,945		
32	Drug and Alcohol Test for the Municipality of San Juan	PRHTA	2022	F	-	3,680	-	-	3,680	Toll Credits	
				S	-	-	-	-	-		
				T	-	3,680	-	-	3,680		
33	Adquisition of Radios and GPS for the Municipality of San Juan	PRHTA	2022	F	-	10,345	-	-	10,345	Toll Credits	
				S	-	-	-	-	-		
				T	-	10,345	-	-	10,345		
34	Preventive Maintenance of Transit Fleet for the Municipality of Manatí	PRHTA	2023	F	14,090	-	-	-	14,090	Toll Credits	
				S	-	-	-	-	-		
				T	14,090	-	-	-	14,090		
35	Acquisition of one (1) Minibus (16-passengers) for Municipality of Manatí	PRHTA	2023	F	179,977	-	-	-	179,977	Toll Credits	
				S	-	-	-	-	-		
				T	179,977	-	-	-	179,977		
36	Acquisition of one (1) Van 10 Passanger for Municipality of Manatí	PRHTA	2023	F	139,977	-	-	-	139,977	Toll Credits	
				S	-	-	-	-	-		
				T	139,977	-	-	-	139,977		
37	Employee Annual Salary (Driver) for the Municipality of Manatí	PRHTA	2023	F	33,576	-	-	-	33,576	Toll Credits	
				S	-	-	-	-	-		
				T	33,576	-	-	-	33,576		
38	Acquisition of Two (2) Paratransit Vehicles for the Municipality of Morovis	PRHTA	2023	F	260,000	-	-	-	260,000	Toll Credits	
				S	-	-	-	-	-		
				T	260,000	-	-	-	260,000		
39	Adquisition of Two 16 Passanger ADA Vehicles for the Municipality of Naguabo	PRHTA	2023	F	260,000	-	-	-	260,000	Toll Credits	
				S	-	-	-	-	-		
				T	260,000	-	-	-	260,000		
40	Preventive Maintenance of Transit Fleet for the Municipality of Patillas	PRHTA	2023	F	8,400	-	-	-	8,400	Toll Credits	
				S	-	-	-	-	-		
				T	8,400	-	-	-	8,400		
41	Operating Assistance for the Municipality of Patillas	PRHTA	2023	F	40,989	-	-	-	40,989	Toll Credits	
				S	-	-	-	-	-		
				T	40,989	-	-	-	40,989		

GOVERNMENT OF PUERTO RICO  
 PUERTO RICO DEPARTMENT OF TRANSPORTATION AND PUBLIC WORKS  
 PUERTO RICO HIGHWAY AND TRANSPORTATION AUTHORITY  
 TRANSPORTATION IMPROVEMENT PROGRAM  
 FISCAL YEARS 2023-2026  
 AMENDMENT #1

SECTION 5310: ELDERLY AND PERSONS WITH DISABILITIES PROGRAM, SAN JUAN URBANIZED AREA

Num.	Description	Grantee	Year Apportioned	Annual Element				Total Estimated Cost	Source of Local Funds	Remark	
				2023	2024	2025	2026				
42	Drug and Alcohol Test for the Municipality of Patillas	PRHTA	2023	F	200	-	-	200	Toll Credits		
				S	-	-	-	-			
				T	200	-	-	200			
43	Tablets for Form Requirements for the Municipality of Patillas	PRHTA	2023	F	3,031	-	-	3,031	Toll Credits		
				S	-	-	-	-			
				T	3,031	-	-	3,031			
44	Preventive Maintenance for the Municipality of Toa Alta	PRHTA	2023	F	7,678	-	-	7,678	Toll Credits		
				S	-	-	-	-			
				T	7,678	-	-	7,678			
45	Operational Assistance for the Municipality of Toa Alta	PRHTA	2023	F	3,496	-	-	3,496	Toll Credits		
				S	-	-	-	-			
				T	3,496	-	-	3,496			
46	Preventive Maintenance Municipality of Trujillo Alto	PRHTA	2023	F	8,400	-	-	8,400	Toll Credits		
				S	-	-	-	-			
				T	8,400	-	-	8,400			
47	Operational Assistance Municipality of Trujillo Alto	PRHTA	2023	F	102,960	-	-	102,960	Toll Credits		
				S	-	-	-	-			
				T	102,960	-	-	102,960			
48	Alcohol and Drug Test Municipality of Trujillo Alto	PRHTA	2023	F	260	-	-	260	Toll Credits		
				S	-	-	-	-			
				T	260	-	-	260			
49	Cost of Required Insurance Coverage for the Transportation System Municipality of Trujillo Alto	PRHTA	2023	F	1,800	-	-	1,800	Toll Credits		
				S	-	-	-	-			
				T	1,800	-	-	1,800			
50	Uniforms Municipality of Trujillo Alto	PRHTA	2023	F	700	-	-	700	Toll Credits		
				S	-	-	-	-			
				T	700	-	-	700			
51	Acquisition of Tablets Municipality of Trujillo Alto	PRHTA	2023	F	4,546	-	-	4,546	Toll Credits		
				S	-	-	-	-			
				T	4,546	-	-	4,546			
52	Vehicle License Tag for Vehicles Municipality of Trujillo Alto	PRHTA	2023	F	110	-	-	110	Toll Credits		
				S	-	-	-	-			
				T	110	-	-	110			
				F	2,893,005	314,775	215,844	110,771	3,534,395		
				S	-	-	-	-	-		
				T	2,893,005	314,775	215,844	110,771	3,534,395		



*Government of Puerto Rico*

*Puerto Rico Department of Transportation and Public Works*

*Puerto Rico Highway and Transportation Authority*

***Transportation Improvement Program***

***FEDERAL TRANSIT ADMINISTRATION (FTA)***

***San Juan Urbanized Area (SJUA)***

***(UA > 1,000,000 in Population)***

***Section 5329***

---



GOVERNMENT OF PUERTO RICO  
 PUERTO RICO DEPARTMENT OF TRANSPORTATION AND PUBLIC WORKS  
 PUERTO RICO HIGHWAY AND TRANSPORTATION AUTHORITY  
 TRANSPORTATION IMPROVEMENT PROGRAM  
 FISCAL YEARS 2023-2026  
 AMENDMENT #1

**SECTION 5329: STATE SAFETY OVERSIGHT PROGRAM, SAN JUAN URBANIZED AREA**

Num.	Description	Grantee	Year Apportioned					Total Estimated Cost	Source of Local Funds	Remarks	
				2023	2024	2025	2026				
1	State Safety Oversight Program	PREMA	2023	F	598,637				\$598,637		FY22 allocation
				S							
				T	598,637				\$598,637		
<b>Total Federal Funds:</b>					\$598,637				\$598,637		
<b>Total State or Local Funds:</b>											
<b>Total</b>					\$598,637				\$598,637		



*Government of Puerto Rico*

*Puerto Rico Department of Transportation and Public Works*

*Puerto Rico Highway and Transportation Authority*

***Transportation Improvement Program***

***FEDERAL TRANSIT ADMINISTRATION (FTA)***

***San Juan Urbanized Area (SJUA)***

*(UA > 1,000,000 in Population)*

***Section 5337***

---

GOVERNMENT OF PUERTO RICO  
 PUERTO RICO DEPARTMENT OF TRANSPORTATION AND PUBLIC WORKS  
 PUERTO RICO HIGHWAY AND TRANSPORTATION AUTHORITY  
 TRANSPORTATION IMPROVEMENT PROGRAM  
 FISCAL YEARS 2023-2026  
 AMENDMENT #1

**SECTION 5337: HIGH INTENSITY FIXED GUIDEWAY STATE OF GOOD REPAIR, SAN JUAN URBANIZED AREA**

Num.	Description	Grantee	Year Apportioned	Annual Element				Total Estimated Cost	Source of Local Funds	Remarks	
					2023	2024	2025				2026
1	Heavy Preventive Maintenance (HPM) 720 for Tren Urbano	PRHTA/ATI-TU	2022	F	8,000,000	8,000,000	8,000,000	8,000,000	32,000,000	Toll Credits	
				S	-	-	-	-	-		
				T	8,000,000	8,000,000	8,000,000	8,000,000	32,000,000		
2	Bridge Inspection for TU	PRHTA/ATI-TU	2022	F	4,469,718	3,140,440	-	-	7,610,158	Toll Credits	
				S	-	-	-	-	-		
				T	4,469,718	3,140,440	-	-	7,610,158		
3	Preventive Maintenance Cost for TU	PRHTA/ATI-TU	2023	F	8,500,000	-	3,100,000	3,100,000	14,700,000	Toll Credits	
				S	-	-	-	-	-		
				T	8,500,000	-	3,100,000	3,100,000	14,700,000		
4	Capital projects for Tren Urbano Communication System (FY23)	PRHTA/ATI-TU	2023	F	8,000,000				8,000,000	Toll Credits	
				S							
				T	8,000,000				8,000,000		
<b>Total Federal Funds:</b>					28,969,718	11,140,440	11,100,000	11,100,000	62,310,158		
<b>Total State or Local Funds:</b>					-	-	-	-	-		
<b>Total</b>					28,969,718	11,140,440	11,100,000	11,100,000	62,310,158		



*Government of Puerto Rico*

*Puerto Rico Department of Transportation and Public Works*

*Puerto Rico Highway and Transportation Authority*

*Transportation Improvement Program*

***FEDERAL TRANSIT ADMINISTRATION (FTA)***

***San Juan Urbanized Area (SJUA)***

***(UA > 1,000,000 in Population)***

***Section 5339***

---

GOVERNMENT OF PUERTO RICO  
 PUERTO RICO DEPARTMENT OF TRANSPORTATION AND PUBLIC WORKS  
 PUERTO RICO HIGHWAY AND TRANSPORTATION AUTHORITY  
 TRANSPORTATION IMPROVEMENT PROGRAM  
 FISCAL YEARS 2023-2026  
 AMENDMENT #1

SECTION 5339: BUS AND BUS FACILITIES PROGRAM, SAN JUAN URBANIZED AREA

Num.	Description	Grantee	Year Apportioned					Total Estimated Cost	Source of Local Funds	Remarks	
				2023	2024	2025	2026				
1	Replacement of Thirty-Six (36) Trolley Bus Stops, Phase 1	Bayamón	2018	F	176,000	-	-	-	176,000	Toll Credit	Carryover Funds FY18 TRAMS App# 2008-2022-2
				S	-	-	-	-	-		
				T	176,000	-	-	-	176,000		
2	Replacement of 2 Trolley Vehicles	Bayamón	2022	F	425,000	-	-	-	425,000	Toll Credit	
				S	-	-	-	-	-		
				T	425,000	-	-	-	425,000		
3	Replacement of two (2) trolley vehicles	Bayamón	2023	F	515,000				515,000	Toll Credits	
				S							
				T	515,000				515,000		
4	Renovation and Development of the Francisco Pereira Transportation Terminal	Caguas	2015	F	4,768,478	-	-	-	4,768,478	Toll Credits	PR-2017-015-01
				S	-	-	-	-	-		
				T	4,768,478	-	-	-	4,768,478		
5	Purchases of Equipment and Tools for the Municipality Garage	Carolina	2020	F	62,000	-	-	-	62,000	Toll Credits	Carryover Funds FY20 TRAMS #2038-2020-3 \$62,000 (P4)
				S	-	-	-	-	-		
				T	62,000	-	-	-	62,000		
6	Purchases of Electronic Equipment and Accessories for Transportation Services Offices	Carolina	2020	F	2,500	-	-	-	2,500	Toll Credits	Carryover Funds FY20 TRAMS #2038-2020-3 \$2,500 (P4)
				S	-	-	-	-	-		
				T	2,500	-	-	-	2,500		

GOVERNMENT OF PUERTO RICO  
 PUERTO RICO DEPARTMENT OF TRANSPORTATION AND PUBLIC WORKS  
 PUERTO RICO HIGHWAY AND TRANSPORTATION AUTHORITY  
 TRANSPORTATION IMPROVEMENT PROGRAM  
 FISCAL YEARS 2023-2026  
 AMENDMENT #1

**SECTION 5339: BUS AND BUS FACILITIES PROGRAM, SAN JUAN URBANIZED AREA**

Num.	Description	Grantee	Year Apportioned		Total Estimated Cost				Source of Local Funds	Remarks	
					2023	2024	2025	2026			
7	Security Cameras Monthly Payment Support	Carolina	2020	F	47,680	-	-	-	47,680	Toll Credits	Carryover Funds FY 2018. Application 2038-2019-1
				S	-	-	-	-	-		
				T	47,680	-	-	-	47,680		
8	Acquisition of Four (4) New Transit Buses for Two (2) Routes Expansion: Terminal Iturregui-Plaza Escorial & Terminal Iturregui-Vistamar Marina.	Carolina	2022	F	-	-	1,887,905	-	1,887,905	Toll Credits	Subject to Transportation Study-
				S	-	-	-	-	-		
				T	-	-	1,887,905	-	1,887,905		
9	Acquisition and Installation of Bus Stop Signage for Two (2) Routes Expansion: Terminal Iturregui-Plaza Escorial & Terminal Iturregui-Vistamar Marina	Carolina	2022	F	-	29,600	-	-	29,600	Toll Credits	Subject to Transportation Study-
				S	-	-	-	-	-		
				T	-	29,600	-	-	29,600		
10	Acquisition of two (2) 30 feet Low Rider Buses of 31 passengers for the replacement of two (2) 30 feet Trolleys	Cayey	2020	F	-	1,000,000	-	-	1,000,000	Toll Credits	
				S	-	-	-	-	-		
				T	-	1,000,000	-	-	1,000,000		
11	Design for the Renovation of Public Terminal Mercedes Ortíz	Cayey	2021	F	472,500	-	-	-	472,500	Toll Credits	App # 5584-2022-1
				S	-	-	-	-	-		
				T	472,500	-	-	-	472,500		
12	Design for the Renovation of Public Terminal Jhonny Toledo	Cayey	2021	F	472,500	-	-	-	472,500	Toll Credits	App # 5584-2022-1
				S	-	-	-	-	-		
				T	472,500	-	-	-	472,500		

GOVERNMENT OF PUERTO RICO  
 PUERTO RICO DEPARTMENT OF TRANSPORTATION AND PUBLIC WORKS  
 PUERTO RICO HIGHWAY AND TRANSPORTATION AUTHORITY  
 TRANSPORTATION IMPROVEMENT PROGRAM  
 FISCAL YEARS 2023-2026  
 AMENDMENT #1

SECTION 5339: BUS AND BUS FACILITIES PROGRAM, SAN JUAN URBANIZED AREA

Num.	Description	Grantee	Year Apportioned		Total Estimated Cost				Source of Local Funds	Remarks	
					2023	2024	2025	2026			
13	Acquisition of Equipment for the Maintenance of Transit Fleet	Ciales	2017	F	10,000	-	-	-	10,000	Toll Credit	Carryover Funds FY17
				S	-	-	-	-	-		
				T	10,000	-	-	-	10,000		
14	Purchase of Communication Equipment - One Mobile Radio	Ciales	2017	F	17,500	-	-	-	17,500	Toll Credit	Carryover Funds FY17
				S	-	-	-	-	-		
				T	17,500	-	-	-	17,500		
15	Additional Funds for Security Camaras - Ing. Angel Cabiya Terminal	Ciales	2022	F	4,947	-	-	-	4,947	Toll Credit	Budget Revision Increase Grant PR-2020-036-
				S	-	-	-	-	-		
				T	4,947	-	-	-	4,947		
16	Acquisition of Two (2) Passenger Trolleys with Handicap Ramp for Replacement	Cidra	2018	F	270,320	-	-	-	270,320	Toll Credit	Carryover Funds FY18 TRAMS # 5654-2019-1
				S	-	-	-	-	-		
				T	270,320	-	-	-	270,320		
17	Installation for 25 Cameras Surveillance System for Transit Vehicle	Guaynabo	2020	F	100,000	-	-	-	100,000	Toll Credits	TRAMS Application # 1905-2020-1
				S	-	-	-	-	-		
				T	100,000	-	-	-	100,000		
18	Replacement of 3 vehicles 35ft / 36 Passengers	Guaynabo	2022	F	1,260,000	-	-	-	1,260,000	Toll Credit	
				S	-	-	-	-	-		
				T	1,260,000	-	-	-	1,260,000		
19	Installation of camera surveillance system for the Public Transportation Terminal	Juncos	2019	F	6,000	-	-	-	6,000	Toll Credit	Carryover fund FY 2019
				S	-	-	-	-	-		
				T	6,000	-	-	-	6,000		

GOVERNMENT OF PUERTO RICO  
 PUERTO RICO DEPARTMENT OF TRANSPORTATION AND PUBLIC WORKS  
 PUERTO RICO HIGHWAY AND TRANSPORTATION AUTHORITY  
 TRANSPORTATION IMPROVEMENT PROGRAM  
 FISCAL YEARS 2023-2026  
 AMENDMENT #1

**SECTION 5339: BUS AND BUS FACILITIES PROGRAM, SAN JUAN URBANIZED AREA**

Num.	Description	Grantee	Year Apportioned		Total Estimated Cost				Source of Local Funds	Remarks	
					2023	2024	2025	2026			
20	Construction of seven (7) bus shelters along main transit route	Juncos	2019	F	38,000	-	-	-	38,000	Toll Credit	Carryover fund FY 2019
				S	-	-	-	-	-		
				T	38,000	-	-	-	38,000		
21	Maintanance Facilities Building	MBA	2023	F	500,000	-	-	-	500,000	Toll Credits	
				S	-	-	-	-	-		
				T	500,000	-	-	-	500,000		
22	Bus stops nighteen (19) for Universidad Sagrado Corazón	PRHTA	2020	F		76,987	-	-	76,987	Toll Credits	
				S		-	-	-	-		
				T		76,987	-	-	76,987		
23	Purchase and Installation of Automatic Passenger Counters (APC)	Toa Baja	2020	F	50,455	-	-	-	50,455	Toll Credits	Carryover Fund FY 2020
				S	-	-	-	-	-		
				T	50,455	-	-	-	50,455		
24	Purchase and Installation of twenty (20) GPS Tracking System	Toa Baja	2020	F	13,977	-	-	-	13,977	Toll Credits	Carryover Fund FY 2020
				S	-	-	-	-	-		
				T	13,977	-	-	-	13,977		
25	Radio Communication System and monthly fees	Toa Baja	2020	F	11,229	-	-	-	11,229	Toll Credits	Carryover Fund FY 2020
				S	-	-	-	-	-		
				T	11,229	-	-	-	11,229		



GOVERNMENT OF PUERTO RICO  
 PUERTO RICO DEPARTMENT OF TRANSPORTATION AND PUBLIC WORKS  
 PUERTO RICO HIGHWAY AND TRANSPORTATION AUTHORITY  
 TRANSPORTATION IMPROVEMENT PROGRAM  
 FISCAL YEARS 2023-2026  
 AMENDMENT #1

SECTION 5339: BUS AND BUS FACILITIES PROGRAM, SAN JUAN URBANIZED AREA

Num.	Description	Grantee	Year Apportioned						Total Estimated Cost	Source of Local Funds	Remarks
					2023	2024	2025	2026			
26	Purchase and Installation Bus Stop	Toa Baja	2020	F	13,750	-	-	-	13,750	Toll Credits	Carryover Fund FY 2020
				S	-	-	-	-	-		
				T	13,750	-	-	-	13,750		
27	Additional Funds for Improvements of Terminal Héctor Joy Sandin Phase II	Vega Baja	2022	F	710,961	-	-	-	710,961	Toll Credits	
				S		-	-	-	-		
				T	710,961	-	-	-	710,961		
28	Appraisal of Facilities	Vega Baja	2022	F	45,420	-	-	-	45,420	Toll Credits	
				S	-	-	-	-	-		
				T	45,420	-	-	-	45,420		
29	Repair and Upgrade of the Hector Joy Sandin Transportation	Vega Baja	2021	F	531,686	-	-	-	531,686	Toll Credits	
				S	-	-	-	-	-		
				T	531,686	-	-	-	531,686		
30	Bus Fleet Video Surveillance	Vega Baja	2023	F	68,714				68,714	Toll Credits	
				S							
				T	68,714				68,714		
31	Bus Fleet Exterior Wash and Cleaning Services	Vega Baja	2023	F	19,080	19,080	19,080	19,080	76,320	Toll Credits	
				S							
				T	19,080	19,080	19,080	19,080	76,320		
<b>Total Federal Funds:</b>				F	10,613,697	1,125,667	1,906,985	19,080	13,665,429		
<b>Total State or Local Funds:</b>				S							
<b>Total</b>				T	10,613,697	1,125,667	1,906,985	19,080	13,665,429		



*Government of Puerto Rico*

*Puerto Rico Department of Transportation and Public Works*

*Puerto Rico Highway and Transportation Authority*

*Transportation Improvement Program*

***FEDERAL TRANSIT ADMINISTRATION (FTA)***

***San Juan Urbanized Area (SJUA)***

***(UA > 1,000,000 in Population)***

***Discretionary Funding***

---

GOVERNMENT OF PUERTO RICO  
 PUERTO RICO DEPARTMENT OF TRANSPORTATION AND PUBLIC WORKS  
 PUERTO RICO HIGHWAY AND TRANSPORTATION AUTHORITY  
 TRANSPORTATION IMPROVEMENT PROGRAM  
 FISCAL YEARS 2023-2026  
 AMENDMENT #1

Discretionary Funding

Num.	Description	Grantee	Year	Annual Element				Total Estimated Cost	Source of Local Funds	Remarks	
					2023	2024	2025				2026
1	Reconnecting Santurce: Planning and Preliminary Design	PRHTA/DTPW	2023	F	1,600,000				1,600,000	Toll Credit	
				S					-		
				T	1,600,000				1,600,000		
2	Purchase of new (8) buses to replace old buses	Carolina	2020	F	2,428,880	-	-	-	2,428,880	Toll Credit	Lapsing Funds-Application 2038-2022-3
				S	-	-	-	-	-		
				T	2,428,880	-	-	-	2,428,880		
<b>Total Federal Funds:</b>					<b>4,028,880</b>	-	-	-	<b>4,028,880</b>		
<b>Total State or Local Funds:</b>					-	-	-	-	-		
<b>Total</b>					<b>4,028,880</b>	-	-	-	<b>4,028,880</b>		



*Government of Puerto Rico*

*Puerto Rico Department of Transportation and Public Works*  
*Puerto Rico Highway and Transportation Authority*

*Transportation Improvement Program (TIP)*

***FEDERAL TRANSIT ADMINISTRATION (FTA)***

*San Juan Urbanized Area (SJUA)*  
*(UA > 1,000,000 in Population)*

*Emergency Relief Program*  
*Section 5324*

---

GOVERNMENT OF PUERTO RICO  
 PUERTO RICO DEPARTMENT OF TRANSPORTATION AND PUBLIC WORKS  
 PUERTO RICO HIGHWAY AND TRANSPORTATION AUTHORITY  
 TRANSPORTATION IMPROVEMENT PROGRAM  
 FISCAL YEARS 2023-2026  
 AMENDMENT #1

**SECTION 5324: Emergency Relief Program/Resiliency Project**

Num.	Description	Grantee	Year Appportioned						Total Estimated Cost	Source of Local Funds	Remarks
					2023	2024	2025	2026			
1	New Transit Building	PRHTA	2022	F	15,000,000				15,000,000		Regular ER Funding
				S					-		
				T	15,000,000				15,000,000		
2	Back Up Generators Tren Urbano	PRHTA	2022	F	25,721,000				25,721,000		ER Resiliency Funding
				S					-		
				T	25,721,000				25,721,000		
<b>Total Federal Funds:</b>					<b>\$ 40,721,000.00</b>				<b>\$ 40,721,000</b>		
<b>Total State or Local Funds:</b>									<b>\$ -</b>		
<b>Total</b>					<b>\$ 40,721,000.00</b>				<b>\$ 40,721,000</b>		



*Government of Puerto Rico*

*Puerto Rico Department of Transportation and Public Works*

*Puerto Rico Highway and Transportation Authority*

*Transportation Improvement Program*

***FEDERAL TRANSIT ADMINISTRATION (FTA)***

***San Juan Urbanized Area (SJUA)***

***COVID-19 FUNDS***

GOVERNMENT OF PUERTO RICO  
 PUERTO RICO DEPARTMENT OF TRANSPORTATION AND PUBLIC WORKS  
 PUERTO RICO HIGHWAY AND TRANSPORTATION AUTHORITY  
 TRANSPORTATION IMPROVEMENT PROGRAM  
 FISCAL YEARS 2023-2026  
 AMENDMENT #1

**SECTION 5307: COVID Funds SAN JUAN URBANIZED AREA**

Num.	Description	Grantee	Year Apporioned	Annual Element					Total Estimated Cost	Source of Local Funds	Remarks	
				2022	2023	2024	2025	2026				
1	Acquisition and Installation of 73 Trolley Stops and Signs for Terminal and Stops along the Trolley Routes	Cayey	2022	F	934,400	-	-	-	-	934,400		
				S	-	-	-	-	-	-		
				T	934,400	-	-	-	-	934,400		
2	Acquisition of Vehicles six (6) for Route Extensions Fixed Route	Manatí	2022	F	600,000	-	-	-	-	600,000		
				S	-	-	-	-	-	-		
				T	600,000	-	-	-	-	600,000		
3	Acquisition of Vehicles for Route Extensions - 4 units - Paratransit	Manatí	2022	F	365,000	-	-	-	-	365,000		
				S	-	-	-	-	-	-		
				T	365,000	-	-	-	-	365,000		
4	Acquisiton of seventy-five (75) Bus Stops including ramps, bust stops, singage(Route Extensions)	Manatí	2022	F	487,500	-	-	-	-	487,500		
				S	-	-	-	-	-	-		
				T	487,500	-	-	-	-	487,500		
5	Acquisition of two (2) 24 passengers buses and associated cost for two new fix route service	Vega Baja	2022	F	594,780	-	-	-	-	594,780		
				S	-	-	-	-	-	-		
				T	594,780	-	-	-	-	594,780		
6	Acquisition and Installation of 43 Trolley Stops and Signs for Terminal and Stops along the Trolley Routes	Yabucoa	2022	F	550,400	-	-	-	-	550,400		
				S	-	-	-	-	-	-		
				T	550,400	-	-	-	-	550,400		
7	Acquisition of Service Vehicle	Yabucoa	2022	F	27,298	-	-	-	-	27,298		
				S	-	-	-	-	-	-		
				T	27,298	-	-	-	-	27,298		
<b>Total Federal Funds:</b>					<b>3,559,378</b>	-	-	-	-	<b>3,559,378</b>		
<b>Total State or Local Funds:</b>					-	-	-	-	-	-		
<b>Total</b>					<b>3,559,378</b>	-	-	-	-	<b>3,559,378</b>		

---

*Government of Puerto Rico*



*Puerto Rico Department of Transportation and Public Works*

*Puerto Rico Highway and Transportation Authority*

***Transportation Improvement Program***

***Fiscal Years 2023-2026***

***FEDERAL HIGHWAY ADMINISTRATION (FHWA)***

---



GOVERNMENT OF PUERTO RICO  
 PUERTO RICO DEPARTMENT OF TRANSPORTATION AND PUBLIC WORKS  
 PUERTO RICO HIGHWAY AND TRANSPORTATION AUTHORITY  
 TRANSPORTATION IMPROVEMENT PROGRAM

Source of Funds			
CODE	DESCRIPTION	CODE	DESCRIPTION
MP10	Puerto Rico Highway 25% MAP-21	ER-90	Emergency Relief 2013 Supplement
MP1E	Puerto Rico Highway 25% MAP-21 Ext.	ER11	Emergency Relief 2017 Supplement
MP20	Puerto Rico Highway NHPP 50%	ER12	Emergency Relief 2018 Supplement
MP2E	Puerto Rico Highway NHPP 50% Ext.	STATE	Funding Provided by any agency of the Commonwealth of PR - Agency name will appear in the "Remarks" section.
MP30	Puerto Rico Highway HSIP 25%	Earmark	Earmark Section 1934
MP3E	Puerto Rico Highway HSIP 25% Ext.	ERFO	Emergency Relief for Federally Owned Roads
MP40	Puerto Rico Section 154 Penalty	ZP10	Puerto Rico Highway 25% - FAST
MP4E	Puerto Rico Section 154 Penalty Ext.	ZP20	Puerto Rico Highway NHPP 50% - FAST
MP50	Puerto Rico Section 164 Penalty	ZP30	Puerto Rico Highway HSIP 25% - FAST
MP5E	Puerto Rico Section 164 Penalty Ext	ZP40	Puerto Rico Section 154 Penalty - FAST
Q920	High Priority Projects - TEA21	ZP50	Puerto Rico Section 164 Penalty - FAST
ER-80	Emergency Relief 2012 Supplement	ZP53	Pavement Set Aside
Y110	Bridge Formula Program under BIL (Main)	Y120	Bridge Formula Program under BIL (Off-System)
YS70	Vulnerable Road Set Aside		

The Reconciliation of each fiscal year was based on the funding stipulated in the Bipartisan Infrastructure Bill for Puerto Rico. For FY 2023 - \$176,960,000. FY 2024 - \$180,120,000, FY 2025 - 183,675,000, FY 2026 - \$187,230,000. Bridge Formula Program \$45M, National Electric Vehicle Infrastructure \$2,020,490.

**Please Note:**

The remarks listed under the "Remarks" section for each project is listed as general information for the project and not just the project phase.

# Fund Reconciliation FY 2023-2026

## TIP FY 2023

February 22, 2023

Code	Description	Municipality	Project Phase	Federal Share	Toll Credits	Total Federal Share
Y110	Bridge Formula Program (Main)	Islandwide	R / C	\$30,600,000.00	\$7,650,000.00	\$38,250,000.00
Y120	Bridge Formula Program (Off-System)	Islandwide	R / C	\$5,400,000.00	\$1,350,000.00	\$6,750,000.00
Y130	NEVI	Islandwide	PE / C	\$1,616,392.00	\$404,098.00	\$2,020,490.00
Y130	NEVI	Islandwide	PE / C	\$2,332,461.60	\$583,115.40	\$2,915,577.00
YS70	Vulnerable Road Set Aside	Islandwide	C	\$3,252,800.00	\$813,200.00	\$4,066,000.00
ZP-10	Additional Funds PR-111 Km. 10.8, 5.7, 12.5 - Heavy Rain March 2012	Utuaado	C	\$2,080,000.00	\$520,000.00	\$2,600,000.00
ZP-10	SPR-60	Islandwide	PE	\$4,800,000.00	\$1,200,000.00	\$6,000,000.00
ZP-10	Pavement	Islandwide	C	\$606,428.00	\$151,607.00	\$758,035.00
ZP-10	Highway Safety Improvements	Islandwide	C	\$13,398,905.60	\$3,349,726.40	\$16,748,632.00
ZP-10	Higuilar Avenue form Efron Avenue / PR-696 to PR-694 / PR-22	Dorado	PE	\$800,000.00	\$200,000.00	\$1,000,000.00
ZP-20	Widening PR-100 km 8.4 - Km 14.7	Cabo Rojo	R	\$120,000.00	\$30,000.00	\$150,000.00
ZP-20	Additional Funds DTL - Noise Barriers	San Juan / Trujillo Alto / Caguas	C	\$2,400,000.00	\$600,000.00	\$3,000,000.00
ZP-20	Noise Barriers - Rio Hondo I	Bayamon / Toa Alta	C	\$3,201,732.00	\$800,433.00	\$4,002,165.00
ZP-20	Noise Barriers - Rio Hondo III	Bayamon / Toa Alta	C	\$2,103,356.80	\$525,839.20	\$2,629,196.00
ZP-20	Extension PR-5, from PR-199 to PR-167	Bayamon	PE	\$800,000.00	\$200,000.00	\$1,000,000.00
ZP-20	PR-2 La Vita	Mayaguez	R	\$800,000.00	\$200,000.00	\$1,000,000.00
ZP-20	Pavement	Islandwide	C	\$20,197,624.00	\$5,049,406.00	\$25,247,030.00
ZP-20	ITS	Islandwide	C	\$5,480,000.00	\$1,370,000.00	\$6,850,000.00
ZP-20	NBIS	Islandwide	D	\$6,400,000.00	\$1,600,000.00	\$8,000,000.00
ZP-20	Landslide PR-167 km 7.2	Bayamon	R	\$89,148.00	\$22,287.00	\$111,435.00
ZP-20	Landslide PR-167 km 7.2	Bayamon	C	\$1,778,806.40	\$444,701.60	\$2,223,508.00
ZP-30	Highway Safety Improvements	Islandwide	C	\$21,685,333.60	\$5,421,333.40	\$27,106,667.00
ZP-40	Section 154 & 164 Penalty	Islandwide	C	\$1,520,000.00	\$380,000.00	\$1,900,000.00
ZP-50	Section 154 & 164 Penalty	Islandwide	C	\$1,520,000.00	\$380,000.00	\$1,900,000.00
ZP-53	Pavement Set Aside	Islandwide	C	\$30,476,851.20	\$7,619,212.80	\$38,096,064.00
<b>Total</b>				<b>\$163,459,839.20</b>	<b>\$40,864,959.80</b>	<b>\$204,324,799.00</b>

# Fund Reconciliation FY 2023-2026

## TIP FY 2024

February 22, 2023

Code	Description	Municipality	Project Phase	Federal Share	Toll Credits	Total Federal Share
Y110	Bridge Formula Program (Main)	Islandwide	R / C	\$30,600,000.00	\$7,650,000.00	\$38,250,000.00
Y120	Bridge Formula Program (Off-System)	Islandwide	R / C	\$5,400,000.00	\$1,350,000.00	\$6,750,000.00
Y130	NEVI	Islandwide	PE / C	\$1,616,392.00	\$404,098.00	\$2,020,490.00
YS70	Vulnerable Road Set Aside	Islandwide	C	\$3,221,419.20	\$805,354.80	\$4,026,774.00
ZP-10	SPR-61	Islandwide	PE	\$4,000,000.00	\$1,000,000.00	\$5,000,000.00
ZP-10	Pavement	Islandwide	C	\$15,715,892.80	\$3,928,973.20	\$19,644,866.00
ZP-10	Highway Safety Improvements	Islandwide	C	\$1,760,240.00	\$440,060.00	\$2,200,300.00
ZP-20	Widening PR-100 Km. 8.4 - Km. 14.7	Cabo Rojo	C	\$20,000,000.00	\$5,000,000.00	\$25,000,000.00
ZP-20	PR-10	Utuado / Adjuntas	R	\$1,600,000.00	\$400,000.00	\$2,000,000.00
ZP-20	Noise Barriers - Rio Hondo II	Bayamon / Toa Alta	C	\$2,400,000.00	\$600,000.00	\$3,000,000.00
ZP-20	Extension PR-22 from PR-22/PR-2 to PR-2/PR-111 - Financial Plan	Hatillo / Aguadilla	PE	\$800,000.00	\$200,000.00	\$1,000,000.00
ZP-20	Aguas Buenas Bypass Intersecction PR-156 to PR-173	Aguas Buenas	R	\$800,000.00	\$200,000.00	\$1,000,000.00
ZP-20	Cayey Connector PR-158 between Int. PR-1 to PR-743	Cayey	R	\$1,600,000.00	\$400,000.00	\$2,000,000.00
ZP-20	Urban Interchange at PR -2 & PR-114	Mayaguez	R	\$800,000.00	\$200,000.00	\$1,000,000.00
ZP-20	Pavement	Islandwide	C	\$3,072,265.60	\$768,066.40	\$3,840,332.00
ZP-20	ITS	Islandwide	C	\$5,480,000.00	\$1,370,000.00	\$6,850,000.00
ZP-20	NBIS	Islandwide	D	\$6,400,000.00	\$1,600,000.00	\$8,000,000.00
ZP-30	Highway Safety Improvements	Islandwide	C	\$21,476,132.80	\$5,369,033.20	\$26,845,166.00
ZP-40	Section 154 & 164 Penalty	Islandwide	C	\$1,520,000.00	\$380,000.00	\$1,900,000.00
ZP-50	Section 154 & 164 Penalty	Islandwide	C	\$1,520,000.00	\$380,000.00	\$1,900,000.00
ZP-53	Pavement Set Aside	Islandwide	C	\$33,407,317.60	\$8,351,829.40	\$41,759,147.00
<b>Total</b>				<b>\$163,189,660.00</b>	<b>\$40,797,415.00</b>	<b>\$203,987,075.00</b>

# Fund Reconciliation FY 2023-2026

## TIP FY 2025

February 22, 2023

Code	Description	Municipality	Project Phase	Federal Share	Toll Credits	Total Federal Share
Y110	Bridge Formula Program (Main)	Islandwide	R / C	\$30,600,000.00	\$7,650,000.00	\$38,250,000.00
Y120	Bridge Formula Program (Off-System)	Islandwide	R / C	\$5,400,000.00	\$1,350,000.00	\$6,750,000.00
Y130	NEVI	Islandwide	PE / C	\$1,616,392.00	\$404,098.00	\$2,020,490.00
YS70	Vulnerable Road Set Aside	Islandwide	C	\$3,193,747.20	\$798,436.80	\$3,992,184.00
ZP-10	Construction of Interchange at PR-199 /PR845 Includes Widening PR-845	San Juan / Trujillo Alto	R	\$80,000.00	\$20,000.00	\$100,000.00
ZP-10	Pavement	Islandwide	C	\$11,196,181.60	\$2,799,045.40	\$13,995,227.00
ZP-10	Highway Safety Improvements	Islandwide	C	\$5,215,488.80	\$1,303,872.20	\$6,519,361.00
ZP-10	SPR-62	Islandwide	PE	\$4,800,000.00	\$1,200,000.00	\$6,000,000.00
ZP-20	Aguadilla Airport	Aguadilla	R	\$2,400,000.00	\$600,000.00	\$3,000,000.00
ZP-20	Pavement	Islandwide	C	\$28,303,340.80	\$7,075,835.20	\$35,379,176.00
ZP-20	ITS	Islandwide	C	\$5,480,000.00	\$1,370,000.00	\$6,850,000.00
ZP-20	NBIS	Islandwide	D	\$6,400,000.00	\$1,600,000.00	\$8,000,000.00
ZP-30	Highway Safety Improvements	Islandwide	C	\$21,291,670.40	\$5,322,917.60	\$26,614,588.00
ZP-40	Section 154 & 164 Penalty	Islandwide	C	\$1,520,000.00	\$380,000.00	\$1,900,000.00
ZP-50	Section 154 & 164 Penalty	Islandwide	C	\$1,520,000.00	\$380,000.00	\$1,900,000.00
ZP-53	Pavement Set Aside	Islandwide	C	\$36,500,006.40	\$9,125,001.60	\$45,625,008.00
<b>Total</b>				<b>\$165,516,827.20</b>	<b>\$41,379,206.80</b>	<b>\$206,896,034.00</b>

# Fund Reconciliation FY 2023-2026

## TIP FY 2026

February 22, 2023

Code	Description	Municipality	Project Phase	Federal Share	Toll Credits	Total Federal Share
Y110	Bridge Formula Program (Main)	Islandwide	R / C	\$30,600,000.00	\$7,650,000.00	\$38,250,000.00
Y120	Bridge Formula Program (Off-System)	Islandwide	R / C	\$5,400,000.00	\$1,350,000.00	\$6,750,000.00
Y130	NEVI	Islandwide	PE / C	\$1,616,392.00	\$404,098.00	\$2,020,490.00
YS70	Vulnerable Road Set Aside	Islandwide	C	\$3,162,548.80	\$790,637.20	\$3,953,186.00
ZP-10	Pavement	Islandwide	C	\$7,931,720.80	\$1,982,930.20	\$9,914,651.00
ZP-10	SPR-63	Islandwide	PE	\$4,800,000.00	\$1,200,000.00	\$6,000,000.00
ZP-10	Highway Safety Improvements	Islandwide	C	\$8,351,938.40	\$2,087,984.60	\$10,439,923.00
ZP-20	Pavement	Islandwide	C	\$30,287,319.20	\$7,571,829.80	\$37,859,149.00
ZP-20	ITS	Islandwide	C	\$5,480,000.00	\$1,370,000.00	\$6,850,000.00
ZP-20	NBIS	Islandwide	D	\$6,400,000.00	\$1,600,000.00	\$8,000,000.00
ZP-30	Highway Safety Improvements	Islandwide	C	\$21,083,659.20	\$5,270,914.80	\$26,354,574.00
ZP-40	Section 154 & 164 Penalty	Islandwide	C	\$1,520,000.00	\$380,000.00	\$1,900,000.00
ZP-50	Section 154 & 164 Penalty	Islandwide	C	\$1,520,000.00	\$380,000.00	\$1,900,000.00
ZP-53	Pavement Set Aside	Islandwide	C	\$39,686,888.80	\$9,921,722.20	\$49,608,611.00
<b>Total</b>				<b>\$167,840,467.20</b>	<b>\$41,960,116.80</b>	<b>\$209,800,584.00</b>

GOVERNMENT OF PUERTO RICO  
 PUERTO RICO DEPARTMENT OF TRANSPORTATION AND PUBLIC WORKS  
 PUERTO RICO HIGHWAY AND TRANSPORTATION AUTHORITY  
 TRANSPORTATION IMPROVEMENT PROGRAM  
 FISCAL YEARS 2023-2026

**Legend:**  
 F - Federal Funds  
 TC - Toll Credits Funds  
 S - State /Local Funds  
 T - Total Funds

Núm.	AC-Code / Oracle # / Fed # / Program Code	Description	Town	Phase	2023	2024	2025	2026	Total Est. Cost	Remarks		
<b>UA&gt;1,000,000 Population (San Juan)</b>												
1	AC-TBD ZP-10, ZP-20, ZP-30	Additional Funds - DTL Noise Barriers	San Juan Trujillo Alto Caguas	NEPA	F					-		
					TC					-		
					S					-		
					T					-		
				Pre-Engineering	F	-	-	-	-	-	-	-
					TC	-	-	-	-	-	-	-
					S	-	-	-	-	-	-	-
					T	-	-	-	-	-	-	-
				Design	F							
					TC							
S												
T												
ROW	F											
	TC											
	S											
	T											
Construction	F	2,400,000	-	-	-	2,400,000						
	TC	600,000	-	-	-	600,000						
	S											
	T	<b>3,000,000</b>				<b>3,000,000</b>						
<b>Total Estimated Project Cost</b>					<b>3,000,000</b>	-	-	-	<b>3,000,000</b>			
2	AC-TBD ZP-10, ZP-20, ZP-30	Extension PR-5, from PR-199 to PR-167	Bayamon	NEPA	F					-		
					TC					-		
					S					-		
					T					-		
				Pre-Engineering	F	800,000	-	-	-	800,000		
					TC	200,000	-	-	-	200,000		
					S							
					T	<b>1,000,000</b>				<b>1,000,000</b>		
				Design	F							
					TC							
S												
T												
ROW	F											
	TC											
	S											
	T											
Construction	F											
	TC											
	S											
	T											
<b>Total Estimated Project Cost</b>					<b>1,000,000</b>	-	-	-	<b>1,000,000</b>			

\*Fund Reconciliation for each project can be found on pages FHWA-3 thru FHWA-6  
 \*\*Retroactive TC will be use for projects currently under construction..

GOVERNMENT OF PUERTO RICO  
 PUERTO RICO DEPARTMENT OF TRANSPORTATION AND PUBLIC WORKS  
 PUERTO RICO HIGHWAY AND TRANSPORTATION AUTHORITY  
 TRANSPORTATION IMPROVEMENT PROGRAM  
 FISCAL YEARS 2023-2026

**Legend:**  
 F - Federal Funds  
 TC - Toll Credits Funds  
 S - State /Local Funds  
 T - Total Funds

Núm.	AC-Code / Oracle # / Fed # / Program Code	Description	Town	Phase	2023	2024	2025	2026	Total Est. Cost	Remarks
3	AC-TBD  ZP-10, ZP-30	Higuilar Avenue from Efron Avenue / Pr-696 to PR-694 / PR-22	Dorado	NEPA	F					-
					TC					-
					S					-
					T					-
				Pre-Engineering	F	-	800,000			800,000
					TC	-	200,000			200,000
					S	-				-
					T	-	1,000,000			1,000,000
				Design	F					-
					TC					-
					S					-
					T					-
				ROW	F					-
TC						-				
S						-				
T						-				
Construction	F					-				
	TC					-				
	S					-				
	T					-				
<b>Total Estimated Project Cost</b>					-	1,000,000	-	-	1,000,000	
4	AC-TBD  ZP-10, ZP-20, ZP-30	Aguas Buenas Bypass Interseccion PR-156 to PR-173	Aguas Buenas	NEPA	F					-
					TC					-
					S					-
					T					-
				Pre-Engineering	F					-
					TC					-
					S					-
					T					-
				Design	F					-
					TC					-
					S					-
					T					-
				ROW	F	-	800,000			800,000
TC	-	200,000				200,000				
S	-					-				
T	-	1,000,000				1,000,000				
Construction	F					-				
	TC					-				
	S					-				
	T					-				
<b>Total Estimated Project Cost</b>					-	1,000,000	-	-	1,000,000	

\*Fund Reconciliation for each project can be found on pages FHWA-3 thru FHWA-6  
 \*\*Retroactive TC will be use for projects currently under construction..

GOVERNMENT OF PUERTO RICO  
 PUERTO RICO DEPARTMENT OF TRANSPORTATION AND PUBLIC WORKS  
 PUERTO RICO HIGHWAY AND TRANSPORTATION AUTHORITY  
 TRANSPORTATION IMPROVEMENT PROGRAM  
 FISCAL YEARS 2023-2026

**Legend:**  
 F - Federal Funds  
 TC - Toll Credits Funds  
 S - State /Local Funds  
 T - Total Funds

Núm.	AC-Code / Oracle # / Fed # / Program Code	Description	Town	Phase	2023	2024	2025	2026	Total Est. Cost	Remarks		
5	AC- TBD ZP-20	Noise Barriers at PR-22 Rio Hondo 2	Bayamon Toa Baja	NEPA	F					-		
					TC					-		
					S					-		
					T					-		
				Pre-Engineering	F							-
					TC							-
					S							-
					T							-
				Design	F							-
					TC							-
					S							-
					T							-
				ROW	F							-
					TC							-
					S							-
					T							-
Construction	F				2,400,000			2,400,000				
	TC				600,000			600,000				
	S							-				
	T				3,000,000			3,000,000				
<b>Total Estimated Project Cost</b>					-	3,000,000	-	-	3,000,000			
6	AC-800523 L00999523 ZP-20	Noise Barriers at PR-22 Rio Hondo 3	Bayamon Toa Baja	NEPA	F					-		
					TC					-		
					S					-		
					T					-		
				Pre-Engineering	F							-
					TC							-
					S							-
					T							-
				Design	F							-
					TC							-
					S							-
					T							-
				ROW	F							-
					TC							-
					S							-
					T							-
Construction	F				2,103,357			2,103,357				
	TC				525,839			525,839				
	S							-				
	T				2,629,196			2,629,196				
<b>Total Estimated Project Cost</b>					2,629,196	-	-	-	2,629,196			

\*Fund Reconciliation for each project can be found on pages FHWA-3 thru FHWA-6  
 \*\*Retroactive TC will be use for projects currently under construction..



GOVERNMENT OF PUERTO RICO  
 PUERTO RICO DEPARTMENT OF TRANSPORTATION AND PUBLIC WORKS  
 PUERTO RICO HIGHWAY AND TRANSPORTATION AUTHORITY  
 TRANSPORTATION IMPROVEMENT PROGRAM  
 FISCAL YEARS 2023-2026

**Legend:**  
 F - Federal Funds  
 TC - Toll Credits Funds  
 S - State /Local Funds  
 T - Total Funds

Núm.	AC-Code / Oracle # / Fed # / Program Code	Description	Town	Phase	2023	2024	2025	2026	Total Est. Cost	Remarks		
7	AC- TBD ZP-20	Noise Barriers at PR-22 Rio Hondo 1	Bayamon Toa Baja	NEPA	F					-		
					TC					-		
					S					-		
					T					-		
				Pre-Engineering	F							-
					TC							-
					S							-
					T							-
				Design	F							-
					TC							-
					S							-
					T							-
				ROW	F							-
					TC							-
					S							-
					T							-
Construction	F	3,201,732						3,201,732				
	TC	800,433						800,433				
	S							-				
	T	<b>4,002,165</b>						<b>4,002,165</b>				
<b>Total Estimated Project Cost</b>					<b>4,002,165</b>	-	-	-	<b>4,002,165</b>			
8	AC- TBD ZP-20	Cayey Connector PR-158 between Int PR-1 to PR-743	Cayey	NEPA	F							
					TC							
					S							
					T							
				Pre-Engineering	F							
					TC							
					S							
					T							
				Design	F							
					TC							
					S							
					T							
				ROW	F	-	1,600,000	-	-	-	-	1,600,000
					TC	-	400,000	-	-	-	-	400,000
					S							-
					T	-	<b>2,000,000</b>					<b>2,000,000</b>
Construction	F	-						1,784,365				
	TC	-						439,143				
	S							-				
	T	-						<b>2,223,508</b>				
<b>Total Estimated Project Cost</b>					-	<b>2,000,000</b>	-	-	<b>4,223,508</b>			

\*Fund Reconciliation for each project can be found on pages FHWA-3 thru FHWA-6  
 \*\*Retroactive TC will be use for projects currently under construction..

GOVERNMENT OF PUERTO RICO  
 PUERTO RICO DEPARTMENT OF TRANSPORTATION AND PUBLIC WORKS  
 PUERTO RICO HIGHWAY AND TRANSPORTATION AUTHORITY  
 TRANSPORTATION IMPROVEMENT PROGRAM  
 FISCAL YEARS 2023-2026

**Legend:**  
 F - Federal Funds  
 TC - Toll Credits Funds  
 S - State /Local Funds  
 T - Total Funds

Núm.	AC-Code / Oracle # / Fed # / Program Code	Description	Town	Phase	2023	2024	2025	2026	Total Est. Cost	Remarks		
8	AC- TBD ZP-10	Construction of Interchange at PR-199 / PR845 includes widening PR-845	San Juan Trujillo Alto	NEPA	F							
					TC							
					S							
					T							
				Pre-Engineering	F							
					TC							
					S							
					T							
				Design	F							
					TC							
S												
T												
ROW	F	-	-	80,000	-	80,000						
	TC	-	-	20,000	-	20,000						
	S											
	T	-	-	100,000	-	100,000						
Construction	F	-				-						
	TC	-				-						
	S											
	T	-				-						
<b>Total Estimated Project Cost</b>					-	-	100,000	-	100,000			
9	AC- TBD ZP-20	Landslide PR-167 km. 7.2	Naranjito	NEPA	F							
					TC							
					S							
					T							
				Pre-Engineering	F							
					TC							
					S							
					T							
				Design	F							
					TC							
S												
T												
ROW	F	89,148				89,148						
	TC	22,287				22,287						
	S					-						
	T	111,435				111,435						
Construction	F	1,784,365				1,784,365						
	TC	439,143				439,143						
	S											
	T	2,223,508				2,223,508						
<b>Total Estimated Project Cost</b>					2,334,943	-	-	-	2,334,943			
<b>UA &gt; 1,000,000 Population (San Juan)</b>					<b>12,966,304</b>	<b>7,000,000</b>	<b>100,000</b>	<b>-</b>	<b>19,189,812</b>			

\*Fund Reconciliation for each project can be found on pages FHWA-3 thru FHWA-6  
 \*\*Retroactive TC will be use for projects currently under construction..

GOVERNMENT OF PUERTO RICO  
 PUERTO RICO DEPARTMENT OF TRANSPORTATION AND PUBLIC WORKS  
 PUERTO RICO HIGHWAY AND TRANSPORTATION AUTHORITY  
 TRANSPORTATION IMPROVEMENT PROGRAM  
 FISCAL YEARS 2023-2026

**Legend:**  
 F - Federal Funds  
 TC - Toll Credits Funds  
 S - State /Local Funds  
 T - Total Funds

Núm.	AC-Code / Oracle # / Fed # / Program Code	Description	Town	Phase		2023	2024	2025	2026	Total Est. Cost	Remarks			
<b>Islandwide</b>														
1	AC-TBD ZP-10, ZP-20, ZP-30	Pavement Rehabilitation and Reconstruction of Roads (2023) Includes Pavement Set Aside Penalty of 38,096,064	Islandwide	NEPA	F					-				
					TC					-				
					S					-				
					T					-				
				Pre-Engineering	F								-	
					TC								-	
					S								-	
					T								-	
				Design	F								-	
					TC								-	
					S								-	
					T								-	Please see Appendix C
ROW	F								-					
	TC								-					
	S								-					
	T								-					
Construction	F				51,280,903				51,280,903					
	TC				12,820,226				12,820,226					
	S								-					
	T				<b>64,101,129</b>				<b>64,101,129</b>					
<b>Total Estimated Project Cost</b>						<b>64,101,129</b>	-	-	-	<b>64,101,129</b>				
2	AC-TBD ZP-10, ZP-20, ZP-30	Pavement Rehabilitation and Reconstruction of Roads (2024) Includes Pavement Set Aside Penalty of \$41,759,147	Islandwide	NEPA	F					-				
					TC					-				
					S					-				
					T					-				
				Pre-Engineering	F								-	
					TC								-	
					S								-	
					T								-	
				Design	F								-	
					TC								-	
					S								-	
					T								-	Please see Appendix C
ROW	F								-					
	TC								-					
	S								-					
	T								-					
Construction	F					52,195,476			52,195,476					
	TC					13,048,869			13,048,869					
	S								-					
	T					<b>65,244,345</b>			<b>65,244,345</b>					
<b>Total Estimated Project Cost</b>						-	<b>65,244,345</b>	-	-	<b>65,244,345</b>				

\*Fund Reconciliation for each project can be found on pages FHWA-3 thru FHWA-6  
 \*\*Retroactive TC will be use for projects currently under construction..

GOVERNMENT OF PUERTO RICO  
 PUERTO RICO DEPARTMENT OF TRANSPORTATION AND PUBLIC WORKS  
 PUERTO RICO HIGHWAY AND TRANSPORTATION AUTHORITY  
 TRANSPORTATION IMPROVEMENT PROGRAM  
 FISCAL YEARS 2023-2026

**Legend:**  
 F - Federal Funds  
 TC - Toll Credits Funds  
 S - State /Local Funds  
 T - Total Funds

Núm.	AC-Code / Oracle # / Fed # / Program Code	Description	Town	Phase	2023	2024	2025	2026	Total Est. Cost	Remarks
3	AC-TBD ZP-10, ZP-20, ZP-30	Pavement Rehabilitation and Reconstruction of Roads (2025) Includes Pavement Set Aside Penalty of \$45,625,008	Islandwide	NEPA	F				-	
					TC				-	
					S				-	
					T				-	
				Pre-Engineering	F				-	
					TC				-	
					S				-	
					T				-	
				Design	F					
					TC					
					S					
					T					
ROW	F									
	TC									
	S									
	T									
Construction	F					75,999,529		75,999,529		
	TC					18,999,882		18,999,882	Please see Appendix C	
	S							-		
	T					94,999,411		94,999,411		
<b>Total Estimated Project Cost</b>					-	-	94,999,411	-	94,999,411	
4	AC-TBD ZP-10, ZP-20, ZP-30	Pavement Rehabilitation and Reconstruction of Roads (2026) Includes Pavement Set Aside Penalty of \$49,608,611	Islandwide	NEPA	F				-	
					TC				-	
					S				-	
					T				-	
				Pre-Engineering	F					
					TC					
					S					
					T					
				Design	F					
					TC					
					S					
					T					
ROW	F									
	TC									
	S									
	T									
Construction	F						77,905,929	77,905,929		
	TC						19,476,482	19,476,482	Please see Appendix C	
	S							-		
	T					97,382,411		97,382,411		
<b>Total Estimated Project Cost</b>					-	-	-	97,382,411	97,382,411	

\*Fund Reconciliation for each project can be found on pages FHWA-3 thru FHWA-6  
 \*\*Retroactive TC will be use for projects currently under construction..

GOVERNMENT OF PUERTO RICO  
 PUERTO RICO DEPARTMENT OF TRANSPORTATION AND PUBLIC WORKS  
 PUERTO RICO HIGHWAY AND TRANSPORTATION AUTHORITY  
 TRANSPORTATION IMPROVEMENT PROGRAM  
 FISCAL YEARS 2023-2026

**Legend:**  
 F - Federal Funds  
 TC - Toll Credits Funds  
 S - State /Local Funds  
 T - Total Funds

Núm.	AC-Code / Oracle # / Fed # / Program Code	Description	Town	Phase	2023	2024	2025	2026	Total Est. Cost	Remarks
5	AC-TBD  ZP-10	SPR-60 - State Planning and Research Program (2023)	Islandwide	NEPA	F					-
					TC					-
					S					-
					T					-
				Planning	F	4,800,000				4,800,000
					TC	1,200,000				1,200,000
					S					-
					T	6,000,000				6,000,000
				Design	F					-
					TC					-
					S					-
					T					-
				ROW	F					-
TC						-				
S						-				
T						-				
Construction	F					-				
	TC					-				
	S					-				
	T					-				
<b>Total Estimated Project Cost</b>					<b>6,000,000</b>	<b>-</b>	<b>-</b>	<b>-</b>	<b>6,000,000</b>	
6	AC-TBD  ZP-10	SPR-61 - State Planning and Research Program (2024)	Islandwide	NEPA	F					-
					TC					-
					S					-
					T					-
				Planning	F		4,000,000			4,000,000
					TC		1,000,000			1,000,000
					S					-
					T		5,000,000			5,000,000
				Design	F					-
					TC					-
					S					-
					T					-
				ROW	F					-
TC						-				
S						-				
T						-				
Construction	F					-				
	TC					-				
	S					-				
	T					-				
<b>Total Estimated Project Cost</b>					<b>-</b>	<b>5,000,000</b>	<b>-</b>	<b>-</b>	<b>5,000,000</b>	

\*Fund Reconciliation for each project can be found on pages FHWA-3 thru FHWA-6  
 \*\*Retroactive TC will be use for projects currently under construction..

GOVERNMENT OF PUERTO RICO  
 PUERTO RICO DEPARTMENT OF TRANSPORTATION AND PUBLIC WORKS  
 PUERTO RICO HIGHWAY AND TRANSPORTATION AUTHORITY  
 TRANSPORTATION IMPROVEMENT PROGRAM  
 FISCAL YEARS 2023-2026

**Legend:**  
 F - Federal Funds  
 TC - Toll Credits Funds  
 S - State /Local Funds  
 T - Total Funds

Núm.	AC-Code / Oracle # / Fed # / Program Code	Description	Town	Phase	2023	2024	2025	2026	Total Est. Cost	Remarks	
7	AC-TBD ZP-10	SPR-62 - State Planning and Research Program (2025)	Islandwide	NEPA	F				-		
					TC				-		
					S				-		
					T				-		
				Planning	F			4,800,000		4,800,000	
					TC			1,200,000		1,200,000	
					S					-	
					T			6,000,000		6,000,000	
				Design	F					-	
					TC					-	
					S					-	
					T					-	
ROW	F					-					
	TC					-					
	S					-					
	T					-					
Construction	F					-					
	TC					-					
	S					-					
	T					-					
<b>Total Estimated Project Cost</b>					-	-	6,000,000	-	6,000,000		
8	AC-TBD ZP-10	SPR-63 - State Planning and Research Program (2026)	Islandwide	NEPA	F				-		
					TC				-		
					S				-		
					T				-		
				Planning	F				4,800,000	4,800,000	
					TC				1,200,000	1,200,000	
					S					-	
					T				6,000,000	6,000,000	
				Design	F					-	
					TC					-	
					S					-	
					T					-	
ROW	F					-					
	TC					-					
	S					-					
	T					-					
Construction	F					-					
	TC					-					
	S					-					
	T					-					
<b>Total Estimated Project Cost</b>					-	-	6,000,000	-	6,000,000		

\*Fund Reconciliation for each project can be found on pages FHWA-3 thru FHWA-6  
 \*\*Retroactive TC will be use for projects currently under construction..

GOVERNMENT OF PUERTO RICO  
 PUERTO RICO DEPARTMENT OF TRANSPORTATION AND PUBLIC WORKS  
 PUERTO RICO HIGHWAY AND TRANSPORTATION AUTHORITY  
 TRANSPORTATION IMPROVEMENT PROGRAM  
 FISCAL YEARS 2023-2026

**Legend:**  
 F - Federal Funds  
 TC - Toll Credits Funds  
 S - State /Local Funds  
 T - Total Funds

Núm.	AC-Code / Oracle # / Fed # / Program Code	Description	Town	Phase	2023	2024	2025	2026	Total Est. Cost	Remarks				
9	AC-TBD ZP-10, ZP-20, ZP-30 Y110, Y120	Rehabilitation, Replacement and Critical Bridges Funding to be provided by the Bridge Formula Program under the Bipartisan Infrastructure Law	Islandwide	NEPA	F					-				
					TC						-			
					S						-			
					T						-			
				Pre-Engineering	F								-	
					TC								-	
					S								-	
					T								-	
				Design	F								-	
					TC								-	
					S								-	
					T								-	
				ROW	F	160,000	140,000	1,981,914	88,651	2,370,565				
TC	40,000	35,000	495,478		22,163	592,641								
S														
T	200,000	175,000	2,477,392		110,814	2,963,206								
Construction	F	12,182,402	17,257,594	22,869,701	27,559,290	79,868,986				See Appendix A for Project List				
	TC	3,045,600	4,314,398	5,717,425	6,889,822	19,967,246								
	S													
	T	15,228,002	21,571,992	28,587,126	34,449,112	99,836,232								
<b>Total Estimated Project Cost</b>					<b>15,428,002</b>	<b>21,746,992</b>	<b>31,064,518</b>	<b>34,559,926</b>	<b>102,799,438</b>					
10	AC-TBD ZP-10, ZP-20, ZP-30 Y110, Y120	Systematic Bridges Preservation Program - Funding to be provided under the Bridge Formula Program under the Bipartisan Infrastructure Law	Islandwide	NEPA	F						-			
					TC							-		
					S							-		
					T							-		
				Pre-Engineering	F								-	
					TC								-	
					S								-	
					T								-	
				Design	F								-	
					TC								-	
					S								-	
					T								-	
				ROW	F		48,000	80,000	20,382	148,382				
TC		12,000	20,000		5,096	37,096								
S														
T		60,000	100,000		25,478	185,478								
Construction	F	23,657,598	18,554,406	11,068,386	8,331,676	61,612,066				Please See Appendix A for Project List				
	TC	5,914,400	4,638,602	2,767,096	2,082,919	15,403,017								
	S													
	T	29,571,998	23,193,008	13,835,482	10,414,595	77,015,083								
<b>Total Estimated Project Cost</b>					<b>29,571,998</b>	<b>23,253,008</b>	<b>13,935,482</b>	<b>10,440,073</b>	<b>77,200,561</b>					

\*Fund Reconciliation for each project can be found on pages FHWA-3 thru FHWA-6  
 \*\*Retroactive TC will be use for projects currently under construction..

GOVERNMENT OF PUERTO RICO  
 PUERTO RICO DEPARTMENT OF TRANSPORTATION AND PUBLIC WORKS  
 PUERTO RICO HIGHWAY AND TRANSPORTATION AUTHORITY  
 TRANSPORTATION IMPROVEMENT PROGRAM  
 FISCAL YEARS 2023-2026

**Legend:**  
 F - Federal Funds  
 TC - Toll Credits Funds  
 S - State /Local Funds  
 T - Total Funds

Núm.	AC-Code / Oracle # / Fed # / Program Code	Description	Town	Phase	2023	2024	2025	2026	Total Est. Cost	Remarks
11	AC_TBD  ZP-20	Bridge Inventory System NBIS 39	Islandwide	NEPA	F				-	
					TC				-	
					S				-	
					T				-	
				Pre-Engineering	F				-	
					TC				-	
					S				-	
					T				-	
				Design	F	6,400,000			6,400,000	
					TC	1,600,000			1,600,000	
					S				-	
					T	8,000,000			8,000,000	
				ROW	F				-	
TC					-					
S					-					
T					-					
Construction	F				-					
	TC				-					
	S				-					
	T				-					
<b>Total Estimated Project Cost</b>					<b>8,000,000</b>	<b>-</b>	<b>-</b>	<b>-</b>	<b>8,000,000</b>	
12	AC-TBD  ZP-20	Bridge Inventory System NBIS 40	Islandwide	NEPA	F				-	
					TC				-	
					S				-	
					T				-	
				Pre-Engineering	F				-	
					TC				-	
					S				-	
					T				-	
				Design	F		6,400,000		6,400,000	
					TC		1,600,000		1,600,000	
					S				-	
					T		8,000,000		8,000,000	
				ROW	F				-	
TC					-					
S					-					
T					-					
Construction	F				-					
	TC				-					
	S				-					
	T				-					
<b>Total Estimated Project Cost</b>					<b>-</b>	<b>8,000,000</b>	<b>-</b>	<b>-</b>	<b>8,000,000</b>	

\*Fund Reconciliation for each project can be found on pages FHWA-3 thru FHWA-6  
 \*\*Retroactive TC will be use for projects currently under construction..



GOVERNMENT OF PUERTO RICO  
 PUERTO RICO DEPARTMENT OF TRANSPORTATION AND PUBLIC WORKS  
 PUERTO RICO HIGHWAY AND TRANSPORTATION AUTHORITY  
 TRANSPORTATION IMPROVEMENT PROGRAM  
 FISCAL YEARS 2023-2026

**Legend:**  
 F - Federal Funds  
 TC - Toll Credits Funds  
 S - State /Local Funds  
 T - Total Funds

Núm.	AC-Code / Oracle # / Fed # / Program Code	Description	Town	Phase	2023	2024	2025	2026	Total Est. Cost	Remarks			
13	AC-TBD ZP-20	Bridge Inventory System NBIS 41	Islandwide	NEPA	F				-				
					TC				-				
					S				-				
					T				-				
				Pre-Engineering	F				-				
					TC				-				
					S				-				
					T				-				
				Design	F					6,400,000		6,400,000	
					TC					1,600,000		1,600,000	
					S							-	
					T					<b>8,000,000</b>		<b>8,000,000</b>	
ROW	F							-					
	TC							-					
	S							-					
	T							-					
Construction	F							-					
	TC							-					
	S							-					
	T							-					
<b>Total Estimated Project Cost</b>					-	-	<b>8,000,000</b>	-	<b>8,000,000</b>				
14	AC-TBD ZP-20	Bridge Inventory System NBIS 42	Islandwide	NEPA	F				-				
					TC				-				
					S				-				
					T				-				
				Pre-Engineering	F							-	
					TC							-	
					S							-	
					T							-	
				Design	F						6,400,000	6,400,000	
					TC						1,600,000	1,600,000	
					S							-	
					T						<b>8,000,000</b>	<b>8,000,000</b>	
ROW	F							-					
	TC							-					
	S							-					
	T							-					
Construction	F							-					
	TC							-					
	S							-					
	T							-					
<b>Total Estimated Project Cost</b>					-	-	-	<b>8,000,000</b>	<b>8,000,000</b>				

\*Fund Reconciliation for each project can be found on pages FHWA-3 thru FHWA-6  
 \*\*Retroactive TC will be use for projects currently under construction..

GOVERNMENT OF PUERTO RICO  
 PUERTO RICO DEPARTMENT OF TRANSPORTATION AND PUBLIC WORKS  
 PUERTO RICO HIGHWAY AND TRANSPORTATION AUTHORITY  
 TRANSPORTATION IMPROVEMENT PROGRAM  
 FISCAL YEARS 2023-2026

**Legend:**  
 F - Federal Funds  
 TC - Toll Credits Funds  
 S - State /Local Funds  
 T - Total Funds

Núm.	AC-Code / Oracle # / Fed # / Program Code	Description	Town	Phase	2023	2024	2025	2026	Total Est. Cost	Remarks			
15	AC-TBD ZP-10, ZP-20, ZP-30	Intelligent Transportation System (ITS)	Islandwide	NEPA	F					-			
					TC						-		
					S						-		
					T						-		
				Pre-Engineering	F							-	
					TC							-	
					S							-	
					T							-	
				Design	F							-	
					TC							-	
					S							-	
					T							-	
ROW	F							-					
	TC							-					
	S							-					
	T							-					
Construction	F	5,480,000	5,480,000	5,480,000	5,480,000	21,920,000							
	TC	1,370,000	1,370,000	1,370,000	1,370,000	5,480,000			Please See Appendix D for Project List				
	S												
	T	<b>6,850,000</b>	<b>6,850,000</b>	<b>6,850,000</b>	<b>6,850,000</b>	<b>27,400,000</b>							
<b>Total Estimated Project Cost</b>					<b>6,850,000</b>	<b>6,850,000</b>	<b>6,850,000</b>	<b>6,850,000</b>	<b>27,400,000</b>				
16	AC-TBD ZP-10, ZP-20, ZP-30 ZP-40, ZP-50 YS70	Highway Safety Improvements - Includes Puerto Rico Section 154 and 164 Penalty of \$3,800,000 (HSIP-Eligible Activities) & Vulnerable Roads	Islandwide	NEPA	F					-			
					TC						-		
					S						-		
					T						-		
				Pre-Engineering	F							-	
					TC							-	
					S							-	
					T							-	
				Design	F							-	
					TC							-	
					S							-	
					T							-	
ROW	F							-					
	TC							-					
	S							-					
	T							-					
Construction	F	41,377,039	29,497,792	32,740,906	35,638,146	139,253,884							
	TC	10,344,260	7,374,448	8,185,227	8,909,537	34,813,471			Please See Appendix B for Project List				
	S												
	T	<b>51,721,299</b>	<b>36,872,240</b>	<b>40,926,133</b>	<b>44,547,683</b>	<b>174,067,355</b>							
<b>Total Estimated Project Cost</b>					<b>51,721,299</b>	<b>36,872,240</b>	<b>40,926,133</b>	<b>44,547,683</b>	<b>174,067,355</b>				

\*Fund Reconciliation for each project can be found on pages FHWA-3 thru FHWA-6  
 \*\*Retroactive TC will be use for projects currently under construction..

GOVERNMENT OF PUERTO RICO  
 PUERTO RICO DEPARTMENT OF TRANSPORTATION AND PUBLIC WORKS  
 PUERTO RICO HIGHWAY AND TRANSPORTATION AUTHORITY  
 TRANSPORTATION IMPROVEMENT PROGRAM  
 FISCAL YEARS 2023-2026

**Legend:**  
 F - Federal Funds  
 TC - Toll Credits Funds  
 S - State /Local Funds  
 T - Total Funds

Núm.	AC-Code / Oracle # / Fed # / Program Code	Description	Town	Phase	2023	2024	2025	2026	Total Est. Cost	Remarks			
17	AC-TBD  Y130	National Electric Vehicle Infrastructure (NEVI)	Islandwide	NEPA	F					-			
					TC						-		
					S						-		
					T						-		
				Pre-Engineering	F							-	
					TC							-	
					S							-	
					T							-	
				Design	F							-	
					TC							-	
					S							-	
					T							-	
ROW	F							-					
	TC							-					
	S							-					
	T							-					
Construction	F	3,719,749	1,616,392	1,616,392	1,616,392	8,568,925							
	TC	929,937	404,098	404,098	404,098	2,142,231		FY 2022 - 2,915,577					
	S	-	-	-	-	-		FY 2023 - 2,020,490					
	T	<b>4,649,686</b>	<b>2,020,490</b>	<b>2,020,490</b>	<b>2,020,490</b>	<b>10,711,156</b>							
<b>Total Estimated Project Cost</b>					<b>4,649,686</b>	<b>2,020,490</b>	<b>2,020,490</b>	<b>2,020,490</b>	<b>10,711,156</b>				
<b>Islandwide Total</b>					<b>186,608,495</b>	<b>168,987,075</b>	<b>203,796,034</b>	<b>209,800,583</b>	<b>768,905,806</b>				

\*Fund Reconciliation for each project can be found on pages FHWA-3 thru FHWA-6  
 \*\*Retroactive TC will be use for projects currently under construction..

GOVERNMENT OF PUERTO RICO  
 PUERTO RICO DEPARTMENT OF TRANSPORTATION AND PUBLIC WORKS  
 PUERTO RICO HIGHWAY AND TRANSPORTATION AUTHORITY  
 TRANSPORTATION IMPROVEMENT PROGRAM  
 FISCAL YEARS 2023-2026  
**EARMARK**

**Legend:**  
 F - Federal Funds  
 TC - Toll Credits Funds  
 S - State /Local Funds  
 T - Total Funds

AC-Code / Oracle Núm. # / Fed # / Program Code	Description	Town	Phase	Fed. Past Obligations / Locally Funded	2023	2024	2025	2026	Future Investment	Total Est. Cost	Remarks
1	AC-TBD Earmark	Reconstruction PR-181 km. 38.6 - 55.0	Gurabo	NEPA	F	-	-	-	-	-	-
					TC	-	-	-	-	-	-
					S	-	-	-	-	-	-
					<b>T</b>	-	-	-	-	-	-
				Pre-Engineering	F	-	-	-	-	-	
					TC	-	-	-	-	-	
					S	-	-	-	-	-	
					<b>T</b>	-	-	-	-	-	
				Design	F	-	-	-	-	-	
					TC	-	-	-	-	-	
					S	-	-	-	-	-	
					<b>T</b>	-	-	-	-	-	
				ROW	F	-	-	-	-	-	
					TC	-	-	-	-	-	
					S	-	-	-	-	-	
					<b>T</b>	-	-	-	-	-	
Construction	F	-	3,840,000	-	-	-					
	TC	-	-	-	-	-					
	S	-	960,000	-	-	-					
	<b>T</b>	-	<b>4,800,000</b>	-	-	-					
<b>Total Estimated Project Cost</b>					-	<b>4,800,000</b>	-	-	-	<b>4,800,000</b>	
2	AC-TBD Earmark	Connector Phase 2 PR-122 from PR-321 to PR-166	Lajas San German	NEPA	F	-	-	-	-	-	-
					TC	-	-	-	-	-	-
					S	-	-	-	-	-	-
					<b>T</b>	-	-	-	-	-	-
				Pre-Engineering	F	-	-	-	-	-	
					TC	-	-	-	-	-	
					S	-	-	-	-	-	
					<b>T</b>	-	-	-	-	-	
				Design	F	-	-	-	-	-	
					TC	-	-	-	-	-	
					S	-	-	-	-	-	
					<b>T</b>	-	-	-	-	-	
				ROW	F	-	-	-	-	-	
					TC	-	-	-	-	-	
					S	-	-	-	-	-	
					<b>T</b>	-	-	-	-	-	
Construction	F	-	2,400,000	-	-	-					
	TC	-	-	-	-	-					
	S	-	600,000	-	-	-					
	<b>T</b>	-	<b>3,000,000</b>	-	-	-					
<b>Total Estimated Project Cost</b>					-	<b>3,000,000</b>	-	-	-	<b>3,000,000</b>	

GOVERNMENT OF PUERTO RICO  
 PUERTO RICO DEPARTMENT OF TRANSPORTATION AND PUBLIC WORKS  
 PUERTO RICO HIGHWAY AND TRANSPORTATION AUTHORITY  
 TRANSPORTATION IMPROVEMENT PROGRAM  
 FISCAL YEARS 2023-2026  
 ISLANDWIDE EMERGENCY RELIEF PROJECT - HEAVY RAINS OF MARCH 2012

**Legend:**  
 F - Federal Funds  
 TC - Toll Credits Funds  
 S - State /Local Funds  
 T - Total Funds

Núm.	AC-Code / Oracle # / Fed # / Program Code	Description	Town	Phase	Fed. Past Obligations / Locally Funded	2023	2024	2025	2026	Future Investment	Total Est. Cost	Remarks
1	AC-111133 R000111133 ER-90	Reconstruction PR-111 kms. 10.8, 5.7, 12.5	Utuado	NEPA	F	-	-	-	-	-	-	-
					TC	-	-	-	-	-	-	
					S	-	-	-	-	-	-	
					T	-	-	-	-	-	-	
				Pre-Engineering	F	-	-	-	-	-	-	
					TC	-	-	-	-	-	-	
					S	-	-	-	-	-	-	
					T	-	-	-	-	-	-	
				Design	F	-	-	-	-	-	-	
					TC	-	-	-	-	-	-	
					S	-	-	-	-	-	-	
					T	-	-	-	-	-	-	
				ROW	F	-	-	-	-	-	-	
					TC	-	-	-	-	-	-	
					S	-	-	-	-	-	-	
					T	-	-	-	-	-	-	
Construction	F	-	2,080,000	-	-	-	-					
	TC	-	520,000	-	-	-	-					
	S	-	-	-	-	-	-					
	T	-	2,600,000	-	-	-	-					
<b>Total Estimated Project Cost</b>					-	2,600,000	-	-	-	2,600,000		

Project Obligated. Additional funding is being requested under FY 23 Regular Funding

GOVERNMENT OF PUERTO RICO  
 PUERTO RICO DEPARTMENT OF TRANSPORTATION AND PUBLIC WORKS  
 PUERTO RICO HIGHWAY AND TRANSPORTATION AUTHORITY  
 TRANSPORTATION IMPROVEMENT PROGRAM  
 FISCAL YEARS 2023-2026  
**FEDERAL LANDS AGREEMENT**

**Legend:**  
 F - Federal Funds  
 TC - Toll Credits Funds  
 S - State /Local Funds  
 T - Total Funds

Núm.	AC-Code / Oracle # / Fed # / Program Code	Description	Town	Phase	Fed. Past Obligations / Locally Funded	STIP Fiscal Year				Future Investment	Total Est. Cost	Remarks
						2023	2024	2025	2026			
1	PR ERFO FS 2017-1(1) LC	El Yunque National Forest - Emergency Landslide Repairs	Rio Grande	Construction	F	-	2,000,000	-	-	-	-	2,000,000
					TC	-	-	-	-	-	-	
					S	-	-	-	-	-	-	
					T		<b>2,000,000</b>				<b>2,000,000</b>	
2	PR ERFO FS 2017-1(2) LC	El Yunque National Forest - Emergency Repairs at PR-930	Rio Grande	Construction	F	-	2,200,000	-	-	-	-	2,200,000
					TC	-	-	-	-	-	-	
					S	-	-	-	-	-	-	
					T		<b>2,200,000</b>				<b>2,200,000</b>	
3	PR FEMA 2017-1(10)	PRHTA - FEMA Branch 3 - Contract 1	Islandwide	Construction	F	-	5,000,000	-	-	-	-	5,000,000
					TC	-	-	-	-	-	-	
					S	-	-	-	-	-	-	
					T		<b>5,000,000</b>				<b>5,000,000</b>	
4	PR-FEMA 2017-1(12)	PRHTA - FEMA Branch 4 - Contract 2	Islandwide	Construction	F	-	5,000,000	-	-	-	-	5,000,000
					TC	-	-	-	-	-	-	
					S	-	-	-	-	-	-	
					T		<b>5,000,000</b>				<b>5,000,000</b>	
5	PR-FEMA 2017-1(14)	PRHTA - FEMA Branch 2 - Contract 3	Islandwide	Construction	F	-	4,000,000	-	-	-	-	4,000,000
					TC	-	-	-	-	-	-	
					S	-	-	-	-	-	-	
					T		<b>4,000,000</b>				<b>4,000,000</b>	
6	PR-FEMA 2017-1(16)	PRHTA - FEMA Branch 4 - Contract 3	Islandwide	Construction	F	-	4,000,000	-	-	-	-	4,000,000
					TC	-	-	-	-	-	-	
					S	-	-	-	-	-	-	
					T		<b>4,000,000</b>				<b>4,000,000</b>	
7	PR-FEMA 2017-1(8)	PRHTA - FEMA Branch 2 - Contract 1	Islandwide	Construction	F	-	5,000,000	-	-	-	-	5,000,000
					TC	-	-	-	-	-	-	
					S	-	-	-	-	-	-	
					T		<b>5,000,000</b>				<b>5,000,000</b>	
8	PR-FLAP LAJAS LCA(1)	Rehabilitate the only Vehicular Entrance to Laguna Cartegana NWR & Replace a section of guardrail	Los Llanos	Design	F	-	125,000	-	-	-	-	125,000
					TC	-	-	-	-	-	-	
					S	-	-	-	-	-	-	
					T		<b>125,000</b>				<b>125,000</b>	
9	PR FS ROUTE 10 STORM DAMAGE	El Yunque - Pavement & Drainage Repair 0.5 miles from the intersection with PR-191 to an existing observation	Rio Grande	Design	F	-	1,500,000	-	-	-	-	1,500,000
					TC	-	-	-	-	-	-	
					S	-	-	-	-	-	-	
					T		<b>1,500,000</b>				<b>1,500,000</b>	
10	PR FS ROUTE 27 STORM DAMAGE	El Yunque - Landslide and Culvert Repairs starting at the Int. with FS Route 930 to 3.2 miles southeast	Rio Grande	Construction	F	-	130,000	-	-	-	-	130,000
					TC	-	-	-	-	-	-	
					S	-	-	-	-	-	-	
					T		<b>130,000</b>				<b>130,000</b>	

GOVERNMENT OF PUERTO RICO  
 PUERTO RICO DEPARTMENT OF TRANSPORTATION AND PUBLIC WORKS  
 PUERTO RICO HIGHWAY AND TRANSPORTATION AUTHORITY  
 TRANSPORTATION IMPROVEMENT PROGRAM  
 FISCAL YEARS 2023-2026  
**FEDERAL LANDS AGREEMENT**

**Legend:**  
 F - Federal Funds  
 TC - Toll Credits Funds  
 S - State /Local Funds  
 T - Total Funds

Núm.	AC-Code / Oracle # / Fed # / Program Code	Description	Town	Phase	Fed. Past Obligations / Locally Funded	STIP Fiscal Year				Future Investment	Total Est. Cost	Remarks
						2023	2024	2025	2026			
11	PR ST FEMA PR (1)	Design of Permanent Repairs in Puerto Rico funded by FEMA	Islandwide	Design	F	-	36,000,000	-	-	-	-	36,000,000
					TC	-	-	-	-	-	-	
					S	-	-	-	-	-	-	
					<b>T</b>		<b>36,000,000</b>				<b>36,000,000</b>	
12	RPR ERFO FS 2017-1(3)	El Yunque - Repair storm damage at 43 sites on PR-191 & 3 sites on PR-9938	Rio Grande	Design	F	-	-	1,000,000	-	-	-	1,000,000
					TC	-	-	-	-	-	-	
					S	-	-	-	-	-	-	
					<b>T</b>			<b>10,000,000</b>			<b>10,000,000</b>	

ADDITIONAL BRIDGE CONSTRUCTION PROJECTS TO BE WORKED FOR ALL BRIDGE PROGRAMS*							
Bridge ID	Road	Km	Feature Intersected	Municipality	Project Type	Bridge Rehabilitation and Replacement	Bridge Preservation
177	PR 14	63.30	MATON RIVER	CAYEY	PERMANENT	\$6,000,000.00	
181	PR 15	1.04	GUAMANI RIVER	GUAYAMA	PERMANENT	\$1,507,275.00	
335	PR 155	50.20	MOROVIS RIVER	MOROVIS	PERMANENT	\$2,000,000.00	
376	PR-167	13.70	CANCEL CREEK	BAYAMON	PERMANENT	\$3,000,000.00	
512	PR 676	7.10	CIBUCO RIVER	VEGA BAJA	PERMANENT	\$2,000,000.00	
1008	PR 18	2.60	PR 17 PIÑERO AVENUE	SAN JUAN	PERMANENT	\$15,175,000.00	
1012	PR 18	2.60	DOMENECH STREET	SAN JUAN	PERMANENT	\$11,275,000.00	
1016	PR 18	1.15	PR 23 (ROOSEVELT AV.)	SAN JUAN	PERMANENT	\$17,093,606.46	
1073	PR-52 NORTHBOUND	95.20	PR-506 KM 1.5	PONCE	PERMANENT	\$1,662,392.22	
1074	PR-52 SOUTHBOUND	95.20	PR-506 KM 1.5	PONCE	PERMANENT	\$1,662,392.22	
1085	PR-163 WESTBOUND	1.30	PORTUGUES RIVER	PONCE	PERMANENT	\$4,000,000.00	
1086	PR 163 EASTBOUND	1.30	PORTUGUES RIVER	PONCE	PERMANENT	\$4,000,000.00	
1112	OFF PR 4484	0.20	DEPRESSION	QUEBRADILLAS	PERMANENT	\$4,640,000.00	
1125	OFF PR 372	0.30	DUEY RIVER	YAUCO	PERMANENT	\$3,960,000.00	
1140	PR-52 NORTHBOUND	92.50	JACAGUAS RIVER	JUANA DIAZ	PERMANENT	\$5,450,457.34	
1141	PR-52 SOUTHBOUND	92.40	JACAGUAS RIVER	JUANA DIAZ	PERMANENT	\$5,450,457.34	
1225	PR-52 NORTHBOUND	67.00	LOCAL ACCESS ROAD	SALINAS	PERMANENT		\$425,318.40
1228	PR-52 SOUTHBOUND	66.60	NIGUA RIVER	SALINAS	PERMANENT	\$3,264,000.00	
1232	PR-52 NORTHBOUND	66.20	PR-1	SALINAS	PERMANENT	\$1,591,833.60	
1233	PR-52 SOUTHBOUND	66.20	PR-1	SALINAS	PERMANENT	\$1,611,302.40	
1251	PR 52 SOUTHBOUND	1.00	PR 177	SAN JUAN	PERMANENT	\$6,000,000.00	
1259	PR-52 SOUTHBOUND	15.10	PR-52	SAN JUAN	PERMANENT	\$6,283,008.00	
1351	LOCAL ROAD	0.05	CUBUY RIVER	CANOVANAS	PERMANENT	\$3,300,000.00	
1377	RURAL LOCAL ROAD	0.01	CUBUY RIVER	CANOVANAS	PERMANENT	\$2,000,000.00	
1772	PR 167	9.10	LA PLATA RIVER	BAYAMON	PERMANENT	\$12,288,761.10	
1819	PR-181	5.50	GRANDE DE LOIZA RIVER	TRUJILLO ALTO	PERMANENT	\$7,677,619.20	
1849	PERIFERAL ST.	0.40	PR-20 (MRTNZ. NADAL EXP)	GUAYNABO	PERMANENT	\$3,000,000.00	
1932	PR-60	1.70	LOCAL ROAD & MABU CREEK	HUMACAO	PERMANENT	\$26,173,442.10	
1951	OFF PR 704	2.00	OBISPO CREEK	COAMO	PERMANENT	\$3,300,000.00	
2012	PR 18	4.70	CHARDON STREET	SAN JUAN	PERMANENT	\$18,225,000.00	
2036	PR-52 SOUTHBOUND	48.70	DEPRESSION	CAYEY	PERMANENT	\$9,500,000.00	
2037	PR-52 NORTHBOUND	48.70	DEPRESSION	CAYEY	PERMANENT	\$7,000,000.00	
2056	PR-52 SOUTHBOUND	57.40	MAJADAS RIVER & PR-712	SALINAS	PERMANENT	\$5,000,000.00	
2059	PR-52 NORTHBOUND	57.40	MAJADAS RIVER & PR-712	SALINAS	PERMANENT	\$5,000,000.00	
2150	ACUARIO STREET	0.01	SAN JOSE LAGOON CHANNEL	CAROLINA	PERMANENT	\$5,000,000.00	
2151	LUNA STREET	0.01	SAN JOSE LAGOON CHANNEL	CAROLINA	PERMANENT	\$5,000,000.00	
2179	FLO. ROMERO ST.	0.00	CREEK	CAGUAS	PERMANENT	\$1,650,000.00	
2249	PR-149	67.50	LA JOYA CREEK	PONCE	PERMANENT	\$2,021,760.00	
2254	OFF PR 173	0.10	HONDA CREEK	AIBONITO	PERMANENT	\$1,650,000.00	
2269	PR-52	106.10	PORTUGUES RIVER	PONCE	PERMANENT	\$21,997,440.00	
2392	OFF PR 191	1.10	WATERWAY	NAGUABO	PERMANENT	\$3,300,000.00	
2550	OFF PR 535	0.10	CA#165;AS RIVER	JUANA DIAZ	PERMANENT	\$2,000,000.00	
2553	OFF PR 765	0.16	BLANCA CREEK	SAN LORENZO	PERMANENT	\$1,650,000.00	
2573	OFF PR 372	0.20	DUEY RIVER	YAUCO	PERMANENT	\$1,650,000.00	
2588	OFF PR 184	0.10	GRANDE DE PATILLAS RIVER	PATILLAS	PERMANENT	\$3,500,000.00	
2627	OFF PR 788	0.10	UNKNOWN CREEK	SAN LORENZO	PERMANENT	\$1,040,000.00	
2631	OFF PR 123	48.10	ADJUNTAS RIVER	UTUADO	PERMANENT	\$2,000,000.00	
2709	OFF 348 @ KM 1.2	1.20	BRUJO RIVER	SAN GERMAN	PERMANENT	\$2,000,000.00	
2736	PR-7736	0.10	PLATA CREEK	CAYEY	PERMANENT	\$2,000,000.00	
2749	LOCAL ROAD	1.28	MATON RIVER	CAYEY	PERMANENT	\$2,000,000.00	
2860	LAS LOZAS STREET	0.20	CAMUY RIVER	UTUADO	PERMANENT	\$3,960,000.00	
2952	OFF PR-157 AT 2.20	0.48	RIACHUELOS RIVER	OROCOVIS	PERMANENT	\$600,000.00	
3015	Off PR-3 Km.153.20	10,000.00	Unnamed Creek	SALINAS	PERMANENT	\$1,040,000.00	
3051	Off PR-149 KM. 42.3	0.04	CREEK	OROCOVIS	PERMANENT	\$3,500,000.00	
<b>Construction</b>						<b>\$282,650,746.99</b>	<b>\$425,318.40</b>
<b>Total RR + PRES</b>							<b>\$283,076,065.39</b>

\* 1) These projects are based on the priorities and inspection reports available on February 2022. The final list of project and their order of execution and bidding may vary.  
2) Preliminary estimate based on deck area and typical construction unit cost for the expected scope.



BRIDGE PROJECTS - DESIGN							2023				2024				2025				2026			
							Bridge (Main) [Y110]		Off-System Bridges [Y120]		Bridge (Main) [Y110]		Off-System Bridges [Y120]		Bridge (Main) [Y110]		Off-System Bridges [Y120]		Bridge (Main) [Y110]		Off-System Bridges [Y120]	
							Bridge Rehabilitation and Replacement & Critical Finding	Bridge Preservation	Bridge Rehabilitation and Replacement & Critical Finding	Bridge Preservation	Bridge Rehabilitation and Replacement	Bridge Preservation	Bridge Rehabilitation and Replacement & Critical Finding	Bridge Preservation	Bridge Rehabilitation and Replacement & Critical Finding	Bridge Preservation	Bridge Rehabilitation and Replacement & Critical Finding	Bridge Preservation	Bridge Rehabilitation and Replacement & Critical Finding	Bridge Preservation	Bridge Rehabilitation and Replacement & Critical Finding	Bridge Preservation
Bridge ID	Road	Km	Feature Intersected	Municipality	Project Type	Project Number	DESIGN	DESIGN	DESIGN	DESIGN	DESIGN	DESIGN	DESIGN	DESIGN	DESIGN	DESIGN	DESIGN	DESIGN				
TOTAL DESIGN							\$0.00	\$0.00	\$0.00	\$0.00	\$0.00	\$0.00	\$0.00	\$0.00	\$0.00	\$0.00	\$0.00	\$0.00	\$0.00			

BRIDGE PROJECTS - ROW							2023				2024				2025				2026			
							Bridge (Main) [Y110]		Off-System Bridges [Y120]		Bridge (Main) [Y110]		Off-System Bridges [Y120]		Bridge (Main) [Y110]		Off-System Bridges [Y120]		Bridge (Main) [Y110]		Off-System Bridges [Y120]	
							Bridge Rehabilitation and	Bridge Preservation	Bridge Rehabilitation and	Bridge Preservation	Bridge Rehabilitation and	Bridge Preservation	Bridge Rehabilitation and	Bridge Preservation	Bridge Rehabilitation and	Bridge Preservation	Bridge Rehabilitation and	Bridge Preservation	Bridge Rehabilitation and	Bridge Preservation	Bridge Rehabilitation and	Bridge Preservation
Bridge ID	Road	Km	Feature Intersected	Municipality	Project Type	Project Number	ROW	ROW	ROW	ROW	ROW	ROW	ROW	ROW	ROW	ROW	ROW	ROW				
105	PR 955	2.00	JUAN GONZALEZ CREEK	RIO GRANDE	PERMANENT	AC-095505												\$44,325.78				
158	PR 123	59.30	DEPRESSION	UTUADO	PERMANENT	AC-012332								\$250,000.00								
162	PR 123	66.70	EL JOBO CREEK	ARECIBO	PERMANENT	AC-230014					\$10,000.00											
176	PR 14	57.25	HONDA CREEK	AIBONITO	PERMANENT	AC-140027												\$66,488.66				
217	PR 106	2.50	GANDEL CREEK	MAYAGUEZ	PERMANENT	AC-010612					\$50,000.00											
348	PR 777	0.1	CAGUITAS RIVER	CAGUAS	PERMANENT	AC-230013												\$12,738.92				
453	PR 187	1.9	CASTAÑON CHANNEL	RIO GRANDE	PERMANENT										\$100,000.00							
530	PR 759	2.80	DE LOS CHINOS CREEK	MAUNABO	PERMANENT	AC-075919								\$387,542.00								
549	PR 825	0.10	GUADIANA RIVER	NARANJITO	PERMANENT	AC-082509								\$504,850.00								
589	PR-102	7.40	GUANAJIBO RIVER	MAYAGUEZ	PERMANENT	AC-010273								\$250,000.00								
670	PR 654	0.20	GRANDE DE ARECIBO RIVER	ARECIBO	PERMANENT	AC-065404								\$10,000.00								
703	PR 836	4.10	GUAYNABO RIVER	GUAYNABO	PERMANENT	AC-220008								\$100,000.00								
1133	OFF PR 200	0.01	CREEK	VIEQUES	PERMANENT	AC-800478									\$300,000.00							
1311	EUGENIO ASTOR AV.	1.20	BAIROA RIVER	CAGUAS	PERMANENT	AC-230013												\$12,738.92				
1325	PR 757	4.00	DEL APEADERO RIVER	PATILLAS	PERMANENT									\$50,000.00								
1381	PR 103	3.60	CHANNEL	CABO ROJO	PERMANENT	AC-010313					\$50,000.00											
1497	PR 826	3.00	GUADI ANA RIVER	NARANJITO	PERMANENT	AC-082601								\$400,000.00								
1597	LOCAL ROAD	0.1	JOBITOS CREEK	VILLALBA	PERMANENT	AC-220061			\$100,000.00													
1598	LOCAL ROAD	0.05	CARICABOA RIVER	JAYUYA	PERMANENT	AC-220061			\$100,000.00													
1740	LOCAL ROAD	0.5	GRANDE DE MAUNABO RIVER	MAUNABO	PERMANENT	AC-PENDING									\$25,000.00							
1851	PR-9929	0.10	CREEK	SAN LORENZO	PERMANENT	AC-992904								\$100,000.00								
1944	OFF PR 157 AT 3.80	0.1	DE CACAOS CREEK	OROCOVIS	PERMANENT										\$100,000.00							
2178	SANTA ELENA STREET	0.1	CREEK	YABUCOA	PERMANENT	AC-230009						\$25,000.00										
2192	CASILLAS STREET	0.05	LOS MUERTOS CREEK	HUMACAO	PERMANENT	AC-230009						\$25,000.00										
2482	OFF PR-335	0.90	YAUCO RIVER	YAUCO	PERMANENT	AC-PENDING						\$50,000.00										
2506	LOCAL ROAD	0.2	CANAS RIVER	AGUADA	PERMANENT	AC-230015						\$25,000.00										
TOTAL ROW							\$0.00	\$0.00	\$200,000.00	\$0.00	\$50,000.00	\$60,000.00	\$125,000.00	\$0.00	\$1,952,392.00	\$100,000.00	\$525,000.00	\$0.00	\$110,814.44	\$0.00	\$0.00	\$25,477.85

Projects may move between fiscal years based on PS&E readiness and budget availability.

BRIDGE PROJECTS - CONSTRUCTION							2023				2024				2025				2026			
							Bridge (Main) [Y110]		Off-System Bridges [Y120]		Bridge (Main) [Y110]		Off-System Bridges [Y120]		Bridge (Main) [Y110]		Off-System Bridges [Y120]		Bridge (Main) [Y110]		Off-System Bridges [Y120]	
							ZP-10/20 Bridge Rehabilitation and	ZP-10/20 Bridge Preservation	Bridge Rehabilitation and	Bridge Preservation	ZP-10/20 Bridge Rehabilitation and	ZP-10/20 Bridge Preservation	Bridge Rehabilitation and	Bridge Preservation	ZP-10/20 Bridge Rehabilitation and	ZP-10/20 Bridge Preservation	Bridge Rehabilitation and	Bridge Preservation	ZP-10/20 Bridge Rehabilitation and	ZP-10/20 Bridge Preservation	Bridge Rehabilitation and	Bridge Preservation
Bridge ID	Road	Km	Feature Intersected	Municipality	Project Type	Project Number	CONSTRUCTION	CONSTRUCTION	CONSTRUCTION	CONSTRUCTION	CONSTRUCTION	CONSTRUCTION	CONSTRUCTION	CONSTRUCTION	CONSTRUCTION	CONSTRUCTION	CONSTRUCTION	CONSTRUCTION	CONSTRUCTION	CONSTRUCTION		
122	PR 3	68.10	SANTIAGO RIVER	NAGUABO	PERMANENT	AC-301128																
156	PR 123	56.20	SALTO ABAJO CREEK	UTUADO	CRITICAL FINDING	AC-012333																
156	PR 123	56.20	SALTO ABAJO CREEK	UTUADO	PERMANENT	AC-012333																
162	PR 123	66.70	EL JOBO CREEK	ARECIBO	PERMANENT	AC-230014																
217	PR 106	2.50	GANDEL CREEK	MAYAGUEZ	PERMANENT	AC-010612																
382	PR 7731	0.85	LA PLATA RIVER	CAYEY	CRITICAL FINDING	AC-230013																
530	PR 759	2.80	DE LOS CHINOS CREEK	MAUNABO	PERMANENT	AC-075919																
549	PR 825	0.10	GUADIANA RIVER	NARANJITO	PERMANENT	AC-082509																
702	PR-681	0.10	CAÑO TIBURONES	ARECIBO	PERMANENT	AC-068112																
734	PR-336	0.68	LA MANUELA CREEK	GUAYANILLA	PERMANENT	AC-333601																
790	PR-2	166.80	ROSARIO RIVER	HORMIGUEROS	CRITICAL FINDING	AC-230015																
809	PR 348	17.20	NUEVE PASOS RIVER	SAN GERMAN	CRITICAL FINDING	AC-230015																
850	PR-912	5.50	ARENAS CREEK	SAN LORENZO	PERMANENT	AC-230009																
851	PR-765	1.10	BEATRIZ CREEK	CAGUAS	CRITICAL FINDING	AC-230013																
867	PR-30 EASTBOUND	22.30	HUMACAO RIVER	LAS PIEDRAS	PERMANENT	AC-800588																
900	PR 901	6.20	JUAN MARTIN CREEK	YABUCOA	CRITICAL FINDING	AC-230009																
931	PR-30 WESTBOUND	22.70	HUMACAO RIVER	LAS PIEDRAS	PERMANENT	AC-800588																
1085	PR-163 WESTBOUND	1.30	PORTUGUES RIVER	PONCE	PERMANENT	AC-230011																
1086	PR 163 EASTBOUND	1.30	PORTUGUES RIVER	PONCE	PERMANENT	AC-230011																
1114	PR-2 EASTBOUND	204.00	GUAYANILLA RIVER, L ROAD	GUAYANILLA	PERMANENT	AC-800586																
1115	PR-2 WESTBOUND	204.00	GUAYANILLA RIVER, L ROAD	GUAYANILLA	PERMANENT	AC-800586																
1157	PR 558	0.20	USABON RIVER	BARRANQUITAS	CRITICAL FINDING	AC-230012																
1157	PR 558	0.20	USABON RIVER	BARRANQUITAS	PERMANENT	AC-230012																
1186	PR-708	5.10	CREEK	CAYEY	PERMANENT	AC-070801																
1192	PR-52 NORTHBOUND	71.40	PR-543 AND JUEYES RIVER	SANTA ISABEL	PERMANENT	AC-800589																
1193	PR-52 SOUTHBOUND	71.40	PR-543 AND JUEYES RIVER	SANTA ISABEL	PERMANENT	AC-800589																
1201	PR 920	0.40	WATERWAY	YABUCOA	PERMANENT	AC-230009																
1311	EUGENIO ASTOR AV.	1.2	BAIROA RIVER	CAGUAS	PERMANENT	AC-230013																
1325	PR 757	4.00	DEL APEADERO RIVER	PATILLAS	CRITICAL FINDING	AC-PENDING																
1326	LOCAL ROAD	0.1	MAJAGUAL CREEK	ARROYO	PERMANENT	AC-220060																
1381	PR 103	3.60	CHANNEL	CABO ROJO	PERMANENT	AC-010313																
1390	PR-303	0.10	PLATINA CREEK	LAJAS	PERMANENT	AC-230015																
1427	PR-111	18.30	GUATEMALA RIVER	SAN SEBASTIAN	PERMANENT	AC-220038																
1465	PR 150	0.20	JACAGUAS RIVER	VILLALBA	PERMANENT	AC-230014																
1492	OFF PR 110	0.30	CREEK	MOCA	PERMANENT	AC-011020																
1597	LOCAL ROAD	0.1	JOBITOS CREEK	VILLALBA	PERMANENT	AC-220061																
1598	LOCAL ROAD	0.05	CARICABOA RIVER	JAYUYA	PERMANENT	AC-220061																
1638	VICTOR ROJAS AVE.	0.10	GRANDE DE ARECIBO RIVER	ARECIBO	PERMANENT	AC-065403																
1695	PR123	55.10	GRANDE DE ARECIBO RIVER	UTUADO	PERMANENT	AC-210004																
1730	LOCAL ROAD	0.30	DESCALABRADO RIVER	COAMO	CRITICAL FINDING	AC-230012																
1730	LOCAL ROAD	0.30	DESCALABRADO RIVER	COAMO	PERMANENT	AC-230012																
1740	LOCAL ROAD	0.5	GRANDE DE MAUNABO RIVER	MAUNABO	PERMANENT	AC-PENDING																
1772	PR 167	9.10	LA PLATA RIVER	BAYAMON	PERMANENT	AC-230019																
1851	PR-9929	0.10	CREEK	SAN LORENZO	PERMANENT	AC-992904																
1883	PR-114	4.00	GUANAJIBO RIVER	HORMIGUEROS	PERMANENT	AC-220039																
1941	PR-52 SOUTHBOUND	100.80	PR-1	PONCE	PERMANENT	AC-220036																
1942	PR-52 NORTHBOUND	100.80	PR-1	PONCE	PERMANENT	AC-220036																
1956	PR-53 EASTBOUND	90.80	PR-706	SALINAS	PERMANENT	AC-800585																
1957	PR-53 WESTBOUND	90.80	PR-706	SALINAS	PERMANENT	AC-800585																
1976	OFF PR 377	0.1	CONSEJO CREEK	GUAYANILLA	PERMANENT	AC-220056																
2012	PR 18	4.70	CHARDON STREET	SAN JUAN	PERMANENT	AC-230018																
2178	SANTA ELENA STREET	0.1	CREEK	YABUCOA	CRITICAL FINDING	AC-230009																
2178	SANTA ELENA STREET	0.1	CREEK	YABUCOA	PERMANENT	AC-230009																
2192	CASILLAS STREET	0.05	LOS MUERTOS CREEK	HUMACAO	TEMPORARY SOLUTION	AC-230009																
2192	CASILLAS STREET	0.05	LOS MUERTOS CREEK	HUMACAO	PERMANENT	AC-230009																
2315	PR 53	66.50	GRANDE DE PATILLAS RIVER	PATILLAS	PERMANENT	AC-005382																
2385	PR-53 SOUTHBOUND	33.40	DIRT ROAD	HUMACAO	PERMANENT	AC-800591																
2386	PR-53 NORTHBOUND	33.40	DIRT ROAD	HUMACAO	PERMANENT	AC-800591																
2389	PR-53 SOUTHBOUND	30.00	PR-925	HUMACAO	PERMANENT	AC-800591																
2390	PR-53 NORTHBOUND	30.00	PR-925	HUMACAO	PERMANENT	AC-800591																

BRIDGE PROJECTS - CONSTRUCTION							2023				2024				2025				2026			
							Bridge (Main) [Y110]		Off-System Bridges [Y120]		Bridge (Main) [Y110]		Off-System Bridges [Y120]		Bridge (Main) [Y110]		Off-System Bridges [Y120]		Bridge (Main) [Y110]		Off-System Bridges [Y120]	
							ZP-10/20 Bridge Rehabilitation and	ZP-10/20 Bridge Preservation	ZP-10/20 Bridge Rehabilitation and	ZP-10/20 Bridge Preservation	ZP-10/20 Bridge Rehabilitation and	ZP-10/20 Bridge Preservation	ZP-10/20 Bridge Rehabilitation and	ZP-10/20 Bridge Preservation	ZP-10/20 Bridge Rehabilitation and	ZP-10/20 Bridge Preservation	ZP-10/20 Bridge Rehabilitation and	ZP-10/20 Bridge Preservation	ZP-10/20 Bridge Rehabilitation and	ZP-10/20 Bridge Preservation	ZP-10/20 Bridge Rehabilitation and	ZP-10/20 Bridge Preservation
Bridge ID	Road	Km	Feature Intersected	Municipality	Project Type	Project Number	CONSTRUCTION	CONSTRUCTION	CONSTRUCTION	CONSTRUCTION	CONSTRUCTION	CONSTRUCTION	CONSTRUCTION	CONSTRUCTION	CONSTRUCTION	CONSTRUCTION	CONSTRUCTION	CONSTRUCTION	CONSTRUCTION	CONSTRUCTION	CONSTRUCTION	
2402	PR-53 SOUTHBOUND	35.90	CHANNEL	HUMACAO	PERMANENT	AC-800591									\$467,025.00							
2403	PR-53 NORTHBOUND	35.90	CHANNEL	HUMACAO	PERMANENT	AC-800591									\$467,025.00							
2464	OFF PR 747 AT K0.2	0.10	TRINIDAD CREEK	GUAYAMA	CRITICAL FINDING	AC-230031									\$1,500,000.00							
2472	PR 2	197.30	BERRENCHIN CREEK	YAUCO	PERMANENT	AC-800595									\$2,000,000.00							
2482	OFF PR-335	0.90	YAUCO RIVER	YAUCO	PERMANENT	AC-PENDING															\$1,481,181.16	
2499	OFF PR-156	0.10	NARAJOS CREEK	AGUAS BUENAS	PERMANENT	AC-800594									\$271,000.00							
2500	PR-165R	0.10	LA PLATA RIVER	DORADO	PERMANENT	AC-800596									\$3,324,332.00							
2506	LOCAL ROAD	0.2	CANAS RIVER	AGUADA	PERMANENT	AC-230015						\$1,400,000.00										
2588	OFF PR 184	0.10	GRANDE DE PATILLAS RIVER	PATILLAS	PERMANENT	AC-230013																\$545,225.93
2593	PR 28	6.20	PR 2	GUAYNABO	CRITICAL FINDING	AC-220036														\$3,546,062.10		
2627	OFF PR 788	0.10	UNKNOWN CREEK	SAN LORENZO	CRITICAL FINDING	AC-220055		\$964,364.29														
2633	OFF PR-750@KM0.4	0.04	WATERWAY	MAUNABO	PERMANENT	AC-800591									\$354,000.00							
2637	RAMP PR-25 TO PR-1	7.70	PR-35	SAN JUAN	PERMANENT	AC-800596		\$871,868.00														
2640	PR-1	7.40	SAGRADO CORAZON ST.	SAN JUAN	PERMANENT	AC-800596		\$871,868.00														
2678	OFF PR-361 AT 4.4	0.80	CAIN RIVER	SAN GERMAN	PERMANENT	AC-220041			\$377,533.00													
2736	PR-7736	0.10	PLATA CREEK	CAYEY	CRITICAL FINDING	AC-230013														\$221,628.88		
2763	OFF PR 332 @ K0.97	0.60	LOCO RIVER	GUANICA	CRITICAL FINDING	AC-220056		\$964,364.29														
2764	URBAN LOCAL ROAD	0.15	CAGUITAS RIVER	CAGUAS	PERMANENT	AC-800594					\$968,000.00											
2793	PR-25	3.40	SAN ANTONIO CHANNEL	SAN JUAN	PERMANENT	AC-800596														\$1,048,747.87		
2877	PR-2	162.85	PR-319	HORMIGUEROS	PERMANENT	AC-220042				\$5,616,646.00												
2899	PR-2	173.65	HOSP CONCEPCION ACCESS	SAN GERMAN	PERMANENT	AC-220043				\$2,172,000.00												
2944	Off PR-511 At 12.7	12.70	INABON RIVER	PONCE	PERMANENT	AC-230014					\$2,100,000.00											
2962	PR-372	16.50	DUEY RIVER	YAUCO	PERMANENT	AC-800595								\$1,000,000.00								
3051	Off PR-149 KM. 42.3	0.04	CREEK	OROCOVIS	PERMANENT	AC-230014																\$2,038,227.79
			<b>TOTAL CONSTRUCTION</b>				\$9,055,535.00	\$29,194,465.00	\$6,172,467.00	\$377,533.00	\$18,096,992.00	\$19,820,541.00	\$3,475,000.00	\$3,372,467.00	\$25,262,126.00	\$10,935,482.00	\$3,325,000.00	\$2,900,000.00	\$29,426,510.98	\$8,712,674.58	\$5,022,601.95	\$1,701,920.21
			<b>TOTAL ROW</b>				\$0.00	\$0.00	\$200,000.00	\$0.00	\$50,000.00	\$60,000.00	\$125,000.00	\$0.00	\$1,952,392.00	\$100,000.00	\$525,000.00	\$0.00	\$110,814.44	\$0.00	\$0.00	\$25,477.85
			<b>TOTAL DESIGN</b>				\$0.00	\$0.00	\$0.00	\$0.00	\$0.00	\$0.00	\$0.00	\$0.00	\$0.00	\$0.00	\$0.00	\$0.00	\$0.00	\$0.00	\$0.00	\$0.00
			<b>TOTAL DES + ROW + CONST</b>				\$9,055,535.00	\$29,194,465.00	\$6,372,467.00	\$377,533.00	\$18,146,992.00	\$19,880,541.00	\$3,600,000.00	\$3,372,467.00	\$27,214,518.00	\$11,035,482.00	\$3,850,000.00	\$2,900,000.00	\$29,537,325.42	\$8,712,674.58	\$5,022,601.95	\$1,727,398.05
			<b>FUND TOTALS (RR + PRES)</b>				\$38,250,000.00	\$6,750,000.00	\$6,372,467.00	\$38,027,533.00	\$6,972,467.00	\$38,250,000.00	\$6,750,000.00	\$38,250,000.00	\$6,750,000.00	\$38,250,000.00	\$6,750,000.00	\$38,250,000.00	\$6,750,000.00	\$38,250,000.00	\$6,750,000.00	\$6,750,000.00
			<b>FY TOTALS (MAIN AND OFF-SYSTEM BRIDGES)</b>				\$45,000,000.00	\$45,000,000.00	\$45,000,000.00	\$45,000,000.00	\$45,000,000.00	\$45,000,000.00	\$45,000,000.00	\$45,000,000.00	\$45,000,000.00	\$45,000,000.00	\$45,000,000.00	\$45,000,000.00	\$45,000,000.00	\$45,000,000.00	\$45,000,000.00	\$45,000,000.00

Projects may move between fiscal years based on PS&E readiness and budget availability.

2023		
DESCRIPTION	MUNICIPALITY	COST ESTIMATE
Safety Improvements PR-420 from km 0 to km 9.4	Moca	\$ 4,005,936
Safety Improvements PR-137 km. 9.0 to km 18.0	Morovis	\$ 18,450,350
Safety Improvements PR-2 Km 214.5 to km 216.5 (ROW)	Peñuelas	\$ 100,000
Safety Improvements at PR-782 from km 0 to km 10	Cidra	\$ 2,867,770
Safety Improvements at PR-829 from Km 0 to km 11.1	Bayamón	\$ 4,300,000
PR-2 Km. 67 - 76.3 (Advance Construction )	Arecibo-Hatillo	\$ -
PR-60 Km. 0.0 - 4.0	Humacao	\$ 10,000,000
Highway Safety Patrols (SEGURO) Operation and TIM Data Collection and Reporting Services	Varies	\$ 4,973,200
Safety Improvements PR-177 Km. 3 to km.6	Guaynabo	\$ 6,124,043
Development, Implementation and Evaluation of the Puerto Rico Strategic Highway Safety Plan	Islandwide	\$ 900,000
Traffic Lights System for PR-640 Ave. Domingo Ruiz (Advance Construction)	Arecibo	\$ -
<b>TOTAL</b>		<b>\$ 51,721,299</b>

2024		
DESCRIPTION	MUNICIPALITY	COST ESTIMATE
PR-2 Km. 204 - 208	Guayanilla	\$ 5,526,774
Highway Safety Improvements of PR-385 from Km 0 to Km 5.6	Peñuelas	\$ 3,259,564
Safety Improvements PR-2 Km 214.5 to km 216.5.	Peñuelas	\$ 3,904,013
Highway Safety Patrols (SEGURO) Operation and TIM Data Collection and Reporting Services	Varies	\$ 5,160,000
PR-2 Km. 67 - 76.3 (Advance Construction from FY 23)	Arecibo-Hatillo	\$ 8,521,889
Traffic Lights System for PR-640 Ave. Domingo Ruiz (Advance Construction from FY 2023)	Arecibo	\$ 600,000
PR-2 Km. 82.4 - 90	Hatillo-Camuy	\$ 9,000,000
Development, Implementation and Evaluation of the Puerto Rico Strategic Highway Safety Plan	Islandwide	\$ 900,000
<b>TOTAL</b>		<b>\$ 36,872,240</b>

2025		
DESCRIPTION	MUNICIPALITY	COST ESTIMATE
Highway Safety Patrols (SEGURO) Operation and TIM Data Collection and Reporting Services	Varies	\$ 5,160,000
PR-107 Km. 0 - 6 (Advance Construction)	Aguadilla	\$ -
Safety Improvements at PR-900 from Km 0 to Km 11 (Advance Construction)	Yabucoa	\$ -
PR-2 Km. 140 - 145	Añasco	\$ 14,492,184
PR-54 Km. 0 - 6	Guayama	\$ 8,116,085
PR-2 Km. 152 - 158	Mayagüez	\$ 12,257,864
Development, Implementation and Evaluation of the Puerto Rico Strategic Highway Safety Plan	Islandwide	\$ 900,000
<b>TOTAL</b>		<b>\$ 40,926,133.00</b>

2026		
DESCRIPTION	MUNICIPALITY	COST ESTIMATE
PR-3 Km. 21.9 - 32	Rio Grande	\$ 16,662,077
Safety Improvements at PR-900 from Km 0 to Km 11 (Advance Construction)	Yabucoa	\$ 6,295,016
Highway Safety Patrols (SEGURO) Operation and TIM Data Collection and Reporting Services	Varies	\$ 5,160,000
PR-107 Km. 0 - 6 (Advance Construction)	Aguadilla	\$ 8,000,000
PR-7718 Km. 0 - 5	Aibonito	\$ 7,530,590
Development, Implementation and Evaluation of the Puerto Rico Strategic Highway Safety Plan	Islandwide	\$ 900,000
<b>TOTAL</b>		<b>\$ 44,547,683.00</b>

\*Projects may move between fiscal years based on PS readiness and budget availability.

PAVEMENT PROJECTS

2023		
DESCRIPTION	MUNICIPALITY	COST ESTIMATE
Pavement Reconstruction of PR-765 from Km 0 to Km 11.2 (ROW)	Caguas	\$ 50,000.00
Pavement Reconstruction at PR-2 from Km 125.5 to Km 125.9 (Pavement Set Aside)	Aguadilla	\$ 1,743,078.00
Pavement Reconstruction at PR-26 Km 0.0 - Km 15.5 (Pavement Set Aside)	San Juan - Carolina	\$ 16,503,000.00
Pavement Reconstruction of PR-53 from Km 69 to Km 71 (Pavement Set Aside)	Patillas	\$ 4,675,000.00
Pavement Reconstruction of PR-52 from km. 0 to km 14 Northbound (Pavement Set Aside)	San Juan - Caguas	\$ 32,000,000.00
Advance Construction	Islandwide	\$ 9,130,051.00
<b>TOTAL</b>		<b>\$ 64,101,129.00</b>

2024		
DESCRIPTION	MUNICIPALITY	COST ESTIMATE
Pavement Reconstruction of PR-765 from Km 0 to Km 11.1	Caguas	\$ 4,000,000.00
Pavement Reconstruction of PR-354 km. 0 to km 9.25	Mayaguez	\$ 4,000,000.00
Pavement Reconstruction at PR-2 from Km 1 to Km 6	Guaynabo	\$ 6,000,000.00
Pavement Reconstruction at PR-25P from km 0 - km 2.8	San Juan	\$ 2,485,198.00
Pavement Reconstruction of PR-52 from km 106 to Km 108.79 Ponce (Pavement Set Aside)	Ponce	\$ 3,000,000.00
Pavement Reconstruction of PR-52 from km 21.74 to Km 28.44, Caguas/Cayey (Pavement Set Aside)	Caguas/Cayey	\$ 20,500,000.00
Pavement Reconstruction of PR-3 from Km 0.36 to Km 5.76	San Juan	\$ 7,000,000.00
Pavement Reconstruction of PR-3 from Km 37.37 to 42.49. Luquillo (Pavement Set Aside)	Luquillo - Fajardo	\$ 18,259,147.00
<b>TOTAL</b>		<b>\$ 65,244,345.00</b>

2025		
DESCRIPTION	MUNICIPALITY	COST ESTIMATE
Pavement Reconstruction of PR-199 Km 8.41 to Km 13.11	San Juan - Guaynabo	\$ 7,000,000.00
Pavement Reconstruction of PR-129 Km 0.1 to Km 3.1	Arecibo	\$ 5,000,000.00
Highway Pavement Rehabilitation of PR-52, From Km 32 to Km 38, Cayey (Pavement Set Aside)	Cayey	\$ 16,000,000.00
Pavement Reconstruction of PR-779 from km 0 to km 10.86	Comerio	\$ 3,500,000.00
Pavement Reconstruction PR-100 Km 0 - Km 8.4	Cabo Rojo	\$ 5,000,000.00
Highway Reconstruction at PR-185, From Km 0 to Km 10, Canóvanas	Canóvanas	\$ 6,995,227.00
Highway Reconstruction PR-142, from Km 0 to Km 9, Dorado, Toa Alta, Corozal	Dorado-Toa Alta-Corozal	\$ 9,000,000.00
Pavement Reconstruction of PR-1 Km 0.16 to Km 8.95	San Juan	\$ 12,879,176.00
Pavement Reconstruction of PR-52 from km 14.6 to Km 21.74, Caguas (Pavement Set Aside)	Caguas	\$ 15,525,008.00
Pavement Reconstruction of PR-53 from km 7.9 to Km 15 (Pavement Set Aside)	Fajardo / Ceiba	\$ 14,100,000.00
<b>TOTAL</b>		<b>\$ 94,999,411.00</b>

2026		
DESCRIPTION	MUNICIPALITY	COST ESTIMATE
Pavement Reconstruction of PR-172 Km 13.65 to Km 27.58	Cidra	\$ 7,949,403.00
Pavement Reconstruction of PR-2 km 158 -km. 171 (Pavement Set Aside)	Mayaguez/Hormigueros/San German	\$ 15,733,008.00
Pavement Reconstruction of PR-3 Km 110.35 to Km 122.74	Maunabo / Patillas	\$ 10,000,000.00
Pavement Reconstruction of PR-111 Km 23.38 to Km 31.85	San Sebastian / Lares	\$ 14,000,000.00
Pavement Reconstruction of PR-53 from km 15 to Km 23.7 (Pavement Set Aside)	Naguabo	\$ 22,500,000.00
Pavement Reconstruction of PR-2 km 156 - km158 (Pavement Set Aside)	Mayaguez	\$ 10,200,000.00
Pavement Reconstruction of PR-2 km. 173 - km 180 (Pavment Set Aside)	San German	\$ 9,000,000.00
Pavement Reconstruction of PR-2 km 125.9 - km 131 (Pavement Set Aside)	Aguadilla/Aguada	\$ 8,000,000.00
<b>TOTAL</b>		<b>\$ 97,382,411.00</b>

\*Projects may move between fiscal years based on PS readiness and budget availability.

Appendix D

2023	
DESCRIPTION	COST ESTIMATE
TSM&O Program Management and Support (Management, Documentation, Design, Support, etc.)	\$ 600,000.00
Operational Activities	\$ 2,065,000.00
ITS Device Preservation and Repair	\$ 2,670,000.00
ITS Device Deployment (Construction)	\$ 1,515,000.00
<b>Total</b>	<b>\$ 6,850,000.00</b>

2024	
DESCRIPTION	COST ESTIMATE
TSM&O Program Management and Support (Management, Documentation, Design, Support, etc.)	\$ 600,000.00
Operational Activities	\$ 2,065,000.00
ITS Device Preservation and Repair	\$ 2,670,000.00
ITS Device Deployment (Construction)	\$ 1,515,000.00
<b>Total</b>	<b>\$ 6,850,000.00</b>

2025	
DESCRIPTION	COST ESTIMATE
TSM&O Program Management and Support (Management, Documentation, Design, Support, etc.)	\$ 600,000.00
Operational Activities	\$ 2,065,000.00
ITS Device Preservation and Repair	\$ 2,670,000.00
ITS Device Deployment (Construction)	\$ 1,515,000.00
<b>Total</b>	<b>\$ 6,850,000.00</b>

2026	
DESCRIPTION	COST ESTIMATE
TSM&O Program Management and Support (Management, Documentation, Design, Support, etc.)	\$ 600,000.00
Operational Activities	\$ 2,065,000.00
ITS Device Preservation and Repair	\$ 2,670,000.00
ITS Device Deployment (Construction)	\$ 1,515,000.00
<b>Total</b>	<b>\$ 6,850,000.00</b>

\*Projects may move between fiscal years based on PS readiness and budget availability.

Proposed Transportation Projects* CDBG-DR			
Project Description	Municipality		Total Requested Amount
Loiza Bypass from PR-188 to PR-187	Loiza	\$	23,325,000.00
PR-158 Connector, from PR-52 to PR-1	Cayey	\$	60,000,000.00
Isabela Connector from PR-472 to PR-112	Isabela	\$	12,350,000.00
Barranquita South Bypass from PR-156 to PR-759	Barranquitas	\$	17,500,000.00
Villalba Bypass from PR-151 to PR-150	Villalba	\$	31,000,000.00
Loiza Bypass from PR-188 to PR-187	Loiza	\$	23,325,000.00
Widening of PR-545 newar PR-52 to PR-14	Coamo	\$	6,500,000.00
San Lorenzo Bypass, from PR-183 / PR-181 to PR-745	San Lorenzo	\$	64,000,000.00
Aguas Buenas North Bypass, from PR-156 East to PR-156 West - Phase 1	Aguas Buenas	\$	41,750,000.00
Aguas Buenas North Bypass, from PR-156 East to PR-156 West - Phase 2	Aguas Buenas	\$	47,600,000.00
PR-122 Lajas-San German Connector, from PR-321 to PR-166	Lajas - San German	\$	50,000,000.00
PR-18N to PR-21E Ramp and Medical Center Connector	San Juan	\$	25,250,000.00
Cidra Connector, from Industrial Avenue to PR-184 - Phase 1	Cidra	\$	49,500,000.00
Cidra Connector, from Industrial Avenue to PR-184 - Phase 2	Cidra	\$	42,100,000.00
Cidra Connector, from Industrial Avenue to PR-184 - Phase 3	Cidra	\$	47,000,000.00
Relocation of PR-111 from PR-111/PR-451 to PR-111/PR-111R	San Sebastian - Lares	\$	90,000,000.00
Access Improvements to Aguadilla Airport, from PR-110 to PR-107, Includes Burns Street Connector	Aguadilla	\$	26,400,000.00
Widening of PR-845 from PR-844 to PR-199, San Juan-Trujillo Alto	San Juan - Trujillo Alto	\$	30,000,000.00
PR-10 - Phase 1	Adjuntas-Utuado	\$	137,500,000.00
PR-10 - Phase 2	Adjuntas-Utuado	\$	137,500,000.00
PR-10 - Phase 3	Adjuntas-Utuado	\$	137,500,000.00
PR-10 - Phase 4	Adjuntas-Utuado	\$	137,500,000.00
Extension PR-5, from PR-199 to PR-167	Bayamon	\$	226,500,000.00
Expressway Conversion of PR-2	Ponce - Mayaguez	\$	230,000,000.00
Extension PR-22 from PR-22/PR-2 to PR-2/PR-111	Hatillo - Aguadilla	\$	1,183,000,000.00
Geometric Improvements at Intersections	Bayamon	\$	8,000,000.00
Peñuelas Bypass	Peñuelas	\$	11,500,000.00
<b>Total Requested Amount</b>		<b>\$</b>	<b>2,896,600,000.00</b>

The above mentioned projects are subject to the availability of CDBG funds.

### Discretionary Grants

The following projects will be submitted to compete for Discretionary funding:

Description	Municipality	Cost Estimate	Comments
Intersection La Vita	Mayaguez	\$ 180,000,000	\$90M has been awarded through Discretionary Funding, \$49M will be requested through CDBG and \$41M will be provided by the state
PR-2 Conversion Extension	Mayaguez - Hormigueros - San German	\$ 100,000,000	
Loiza Bypass from PR-188 to PR-187	Loiza	\$ 23,325,000	
Higuilar Avenue form Efron Avenue / PR-696 to PR-694 / PR-22	Dorado	\$ 60,000,000	
DTL Phases IV and V	San Juan / Trujillo Alto / Caguas	\$ 60,000,000	
Intersection PR-1 & PR-52	Ponce	\$ 35,000,000	
Intersection PR-165 & PR-28	Guaynabo	\$ 30,000,000	
Intersection PR-22 & PR-18	San Juan	\$ 45,000,000	
Intersection PR-18 & PR-17	San Juan	\$ 55,000,000	
Intersection PR-177 & Ave. Parana	San Juan	\$ 15,000,000	
Geometric Improvements PR-199	San Juan	\$ 5,000,000	
<b>Total</b>		<b>\$ 608,325,000</b>	



Fiscal performance after measures

In \$ thousands	FY2022	FY2023	FY2024	FY2025	FY2026	FY2027	FY2028
Toll fares	153,520	176,270	188,544	193,046	197,890	213,892	222,360
Gasoline Tax	137,543	173,337	172,093	172,848	174,012	176,616	178,171
Diesel Tax	16,914	21,184	21,184	21,184	21,184	21,184	21,184
Petroleum Products Tax	214,853	198,406	198,406	198,406	198,406	198,406	198,406
Cigarettes taxes	19,992	19,992	19,992	19,992	19,992	19,992	19,992
Motor Vehicle License Fees	30,872	30,397	30,179	30,312	30,516	30,972	31,245
Act 30 - Licenses Fees Transferred to Act	103,606	102,013	101,281	101,726	102,410	103,943	104,858
Other	35,505	17,926	17,926	17,926	17,926	17,926	17,926
Transit Revenues	4,973	7,362	9,752	11,963	14,180	14,392	14,605
Electronic Toll Fines	36,432	43,110	42,582	43,794	44,382	44,543	44,802
Other income	10,270	10,441	10,981	10,895	8,614	8,988	9,276
Operating FTA funds	20,000	20,000	20,000	20,000	20,000	20,000	20,000
<b>Operating Revenue (excluding Clawbacks)</b>	<b>225,195</b>	<b>257,183</b>	<b>271,860</b>	<b>279,697</b>	<b>285,066</b>	<b>301,814</b>	<b>311,043</b>
<b>Operating Revenue</b>	<b>784,480</b>	<b>820,436</b>	<b>832,919</b>	<b>842,089</b>	<b>849,511</b>	<b>870,852</b>	<b>882,823</b>
FHWA Funds	149,043	268,945	249,269	263,791	229,057	212,027	169,603
Discretionary Federal Funds	-	-	-	-	-	-	-
Main CW CapEx Appropriation	53,020	53,761	54,370	55,027	55,797	56,600	57,417
Other CW State Funds	90,000	-	-	-	-	-	-
Federal Emergency Revenues	52,899	71,432	66,771	30,443	22,231	-	-
Local Emergency Revenues	-	-	-	-	-	-	-
CapEx FTA funds	53,106	39,353	20,640	17,100	43,362	17,646	17,924
<b>Capital Contribution - Federal</b>	<b>202,149</b>	<b>308,298</b>	<b>269,909</b>	<b>280,891</b>	<b>272,419</b>	<b>229,673</b>	<b>187,528</b>
<b>Capital Contribution - State</b>	<b>143,020</b>	<b>53,761</b>	<b>54,370</b>	<b>55,027</b>	<b>55,797</b>	<b>56,600</b>	<b>57,417</b>
<b>Capital Contribution - Emergency</b>	<b>52,899</b>	<b>71,432</b>	<b>66,771</b>	<b>30,443</b>	<b>22,231</b>	<b>-</b>	<b>-</b>
<b>Capital Contribution</b>	<b>398,068</b>	<b>433,491</b>	<b>391,050</b>	<b>366,361</b>	<b>350,447</b>	<b>286,273</b>	<b>244,945</b>
<b>Total Revenues (excluding Clawbacks)</b>	<b>623,263</b>	<b>690,674</b>	<b>662,909</b>	<b>646,058</b>	<b>635,513</b>	<b>588,087</b>	<b>555,987</b>
<b>Total Revenues</b>	<b>1,182,548</b>	<b>1,253,928</b>	<b>1,223,969</b>	<b>1,208,450</b>	<b>1,199,958</b>	<b>1,157,125</b>	<b>1,127,768</b>
Right of Way	-3,467	-4,013	-4,013	-4,013	-4,013	-4,076	-4,139
Local Construction	-9,500	-9,500	-9,500	-9,500	-9,500	-9,647	-9,796
Federal Hard Costs	-124,291	-233,947	-229,314	-244,575	-210,375	-193,056	-150,339
Non-Federal Hard Costs	-38,375	-45,107	-50,454	-64,617	-90,501	-93,642	-138,210
Federal Soft Costs	-24,752	-34,998	-19,955	-19,216	-18,682	-18,971	-19,264
Non-Federal Soft Costs	-30,343	-34,856	-39,276	-40,997	-41,107	-40,852	-41,438
Discretionary Federal Hard Costs	-	-	-	-	-	-	-
Discretionary Federal Soft Costs	-	-	-	-	-	-	-
Federal Emergency Repair Program	-35,292	-71,432	-66,771	-30,443	-22,231	-	-
Local Emergency Repair Program	-1,204	-9,359	-9,619	-4,161	-3,846	-	-
Toll Optimization CIP	-19,827	-34,588	-30,979	-	-	-	-
Transit CIP	-53,506	-39,753	-21,040	-17,500	-43,762	-18,046	-18,324
Construction salaries and related benefits	-29,152	-24,145	-23,170	-23,166	-23,485	-23,816	-24,150
Other construction program expenses	-1,533	-1,575	-1,602	-1,627	-1,652	-1,678	-1,704
<b>Total capital expenses - Federal</b>	<b>-149,043</b>	<b>-268,945</b>	<b>-249,269</b>	<b>-263,791</b>	<b>-229,057</b>	<b>-212,027</b>	<b>-169,603</b>
<b>Total capital expenses - State &amp; Local</b>	<b>-101,512</b>	<b>-128,065</b>	<b>-134,223</b>	<b>-119,128</b>	<b>-145,121</b>	<b>-148,217</b>	<b>-193,583</b>
<b>Total capital expenses - Transit</b>	<b>-53,506</b>	<b>-39,753</b>	<b>-21,040</b>	<b>-17,500</b>	<b>-43,762</b>	<b>-18,046</b>	<b>-18,324</b>
<b>Total capital expenses - Emergency</b>	<b>-36,497</b>	<b>-80,791</b>	<b>-76,390</b>	<b>-34,604</b>	<b>-26,077</b>	<b>-</b>	<b>-</b>
<b>Total capital expenses</b>	<b>-371,243</b>	<b>-543,274</b>	<b>-505,693</b>	<b>-459,816</b>	<b>-469,155</b>	<b>-403,783</b>	<b>-407,363</b>
Pension costs	-35,759	-35,724	-35,673	-35,553	-35,437	-35,127	-34,520
Litigation Reserve	-4,000	-4,000	-4,000	-1,500	-1,522	-1,545	-1,568
Right of Way Payments	-7,905	-8,316	-10,101	-10,274	-9,564	-6,312	-3,156
Non-construction salaries and related benefits	-22,903	-19,310	-17,962	-17,147	-16,808	-16,518	-16,418
Toll highways administration and maintenance	-46,171	-47,215	-44,501	-44,321	-44,604	-45,910	-46,579
Train operating and maintenance costs	-70,642	-70,271	-67,278	-80,462	-70,865	-70,998	-71,824
Integrated transportation system	-12,156	-9,812	-9,989	-10,148	-10,306	-10,461	-10,619
Other operating expenses	-43,143	-33,838	-29,654	-20,985	-21,321	-24,942	-23,887
<b>Total operating expenses</b>	<b>-242,677</b>	<b>-228,486</b>	<b>-219,157</b>	<b>-220,391</b>	<b>-210,427</b>	<b>-211,813</b>	<b>-208,570</b>
<b>Total expenses</b>	<b>-613,920</b>	<b>-771,760</b>	<b>-724,851</b>	<b>-680,207</b>	<b>-679,581</b>	<b>-615,597</b>	<b>-615,934</b>
<b>Total Surplus After Measures, but before CW Transfer &amp; Clawback Removal</b>	<b>170,560</b>	<b>48,676</b>	<b>161,882</b>	<b>169,929</b>	<b>255,256</b>	<b>266,890</b>	<b>266,890</b>
Clawbacks Removed	-523,779	-545,328	-543,134	-544,467	-546,520	-551,112	-553,855
<b>Total Surplus After Measures &amp; Clawback Removal, but before CW Transfer</b>	<b>9,343</b>	<b>-81,086</b>	<b>-61,941</b>	<b>-34,150</b>	<b>-44,069</b>	<b>-27,509</b>	<b>-59,947</b>
Transfer from Government of PR	-	178,777	138,109	135,724	147,699	143,731	142,960
<b>Total Surplus After Measures, Clawback Removal &amp; CW Transfer</b>	<b>9,343</b>	<b>97,691</b>	<b>76,168</b>	<b>101,574</b>	<b>103,630</b>	<b>83,013</b>	<b>83,013</b>
<b>OPERATING SURPLUS</b>	<b>-17,482</b>	<b>28,696</b>	<b>52,702</b>	<b>59,306</b>	<b>74,639</b>	<b>90,001</b>	<b>102,472</b>
<b>CAPITAL SURPLUS</b>	<b>26,825</b>	<b>-109,782</b>	<b>-114,644</b>	<b>-93,456</b>	<b>-118,707</b>	<b>-117,510</b>	<b>-162,419</b>
<b>cw transfer</b>	<b>-</b>	<b>178,777</b>	<b>138,109</b>	<b>135,724</b>	<b>147,699</b>	<b>143,731</b>	<b>142,960</b>