



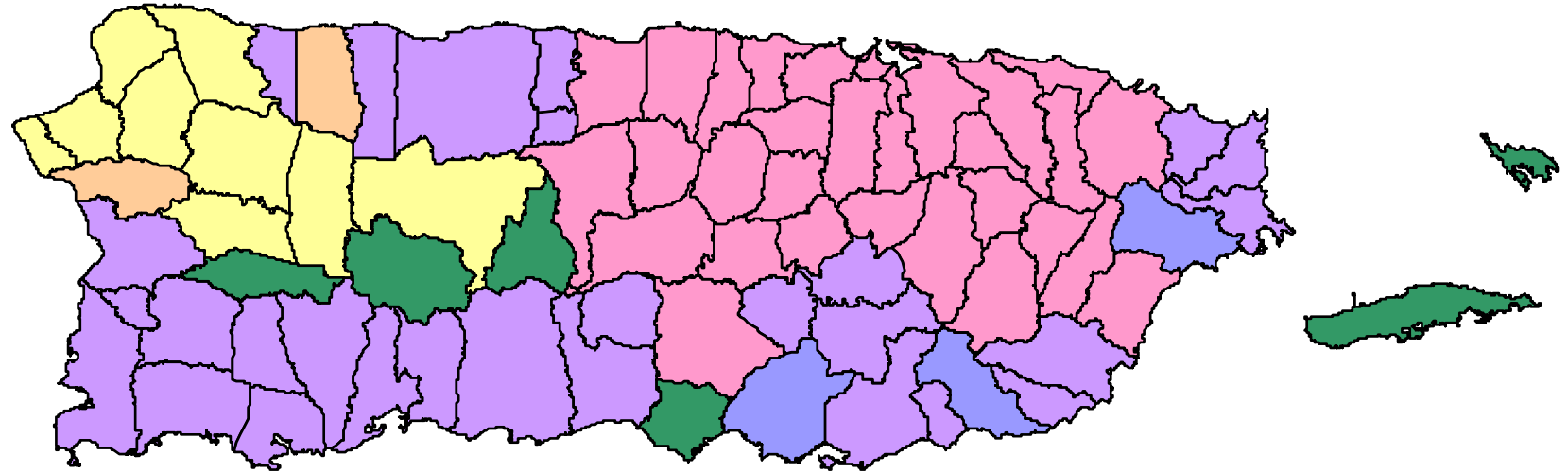




*Government of Puerto Rico*  
*Puerto Rico Department of Transportation and Public Works*  
*Puerto Rico Highways and Transportation Authority*

-  *San Juan Urbanized Area (SJUA)*
-  *Urbanized Areas Under 200,000 Population (UZA)*
-  *Aguadilla Urbanized Area (AUA)*
-  *Nonurbanized Area*



*Statewide Transportation Improvement Program (STIP)*

*Fiscal Year 2023-2026*

*Amendment #1 Administrative Modification #1*

September 12, 2023





May 12, 2023

**Federal Highway Administration**

Puerto Rico Division Office  
350 Ave Carlos Chardon, Suite 210  
San Juan, PR 00918-2148  
Tel: (850) 942-9650  
Fax: (850) 942-8308  
[www.fhwa.dot.gov/prdiv/index.htm](http://www.fhwa.dot.gov/prdiv/index.htm)

**Federal Transit Administration**

Region 4 Office  
230 Peachtree Street, NW, Ste.  
1400 Atlanta, Georgia 30303  
Tel: (404) 865-5600  
Fax: (404) 865-5635

Dr. Edwin E. Gonzalez-Montalvo  
Executive Director  
Puerto Rico Highways and Transportation Authority  
Commonwealth of Puerto Rico  
Post Office Box 41269  
San Juan, PR 00940-1269

Subject: Approval of the FY 2023-2026 Statewide Transportation Improvement Program  
(STIP) Amendment #1

Dear Dr. Gonzalez-Montalvo:

The Federal Highway Administration (FHWA) and the Federal Transit Administration (FTA) have reviewed the Fiscal Year (FY) 2023-2026 Statewide Transportation Improvement Program (STIP) Amendment #1. Upon review of the most recent submittal of the STIP Amendment #1, the agencies concur that the amendment satisfies the requirements of 23 CFR 450.308, 23 CFR 450.218, 23 U.S.C. 134, 23 CFR part 420, 49 U.S.C. 5303 and 49 CFR Part 18.

On behalf of FHWA and FTA, we jointly approve the FY 2023-2026 STIP Amendment #1 for the San Juan and Aguadilla Urbanized areas and Urbanized areas under 200,000.

If you have any questions, please do not hesitate to contact Ms. Soniangeli Rodriguez with FHWA at (787) 771-2518 or Mr. Bayoan Ortiz with FTA Region IV at (787) 773-8452.

Sincerely,

*Michael Figueroa*  
For:

James Christian, P.E.  
Division Administrator  
Federal Highway Administration

*Yvette G. Taylor*

Dr. Yvette G. Taylor  
Regional Administrator  
Federal Transit Administration



---

*Government of Puerto Rico*  
*Puerto Rico Department of Transportation and Public Works*  
*Puerto Rico Highways and Transportation Authority*

***Statewide Transportation Improvement Program (STIP)***

***Fiscal Years 2023-2026***  
***Amendment #1***  
***Administrative Modification #1***

*The preparation of this document was financed in part through a grant from the U.S. Department of Transportation, Federal Transit Administration, and Federal Highway Administration under Chapter 53 of 49 U.S.C. and 23 U.S.C.*



# Statewide Transportation Improvement Program (STIP) Fiscal Years 2023-2026

## INTRODUCTION

The Puerto Rico Department of Transportation and Public Works (PRDTPW), as the umbrella agency for transportation, and the Puerto Rico Highways and Transportation Authority (PRHTA) prepare this Statewide Transportation Improvement Program (STIP), which includes the proposed distribution, by projects, of the federal funds assigned to Puerto Rico for the fiscal years of 2023 to 2026, through programs of the Federal Highway Administration (FHWA) and the Federal Transit Administration (FTA), to which it is presented for joint approval.

This STIP includes transit and highway projects for both urbanized and non-urbanized (rural) areas, thus covering all of Puerto Rico. Programmed projects result from a planning process that is in accordance with 23 USC 420 and 511, 49 USC and all other relevant federal or Commonwealth legislation. The portion of the STIP corresponding to the metropolitan and urbanized areas was developed in cooperation with the Metropolitan Planning Organization (MPO). The members of the MPO include representatives from municipal governments (Mayors) and State involved in transportation issues as well as operators of Mass Transportation Systems and State-Level Planning Agencies. The MPO's were provided with estimates of available Federal funds which can be utilized in developing the Transportation Improvement Programs (TIP). The TIP's were included without modification in the STIP, once approved by the MPO.

The PRDTPW provides for public involvement in development of this STIP. As part of the public participation process and complying with the federal regulations, the PRDTPW also considers petitions of projects from the municipalities, agencies and the general public.

The STIP includes:

- 1- A list of priorities transportation projects proposed to be carried out in the first 4 years.
- 2- Cover a period of not less than 4 years.
- 3- Contain only projects consistent with the statewide plan.

Is financially constrained by year and include financial information to demonstrate which projects are to be implemented.

This document includes the priority list of proposed projects that are to be undertaken by year, consistent with the transportation plan and are financially constrained. Projects included in the Annual Element can be implemented using the allocation of funds for Fiscal Year 2023 and carryover funds.

General transportation priorities are defined as follows:

- 1- Regional projects, projects which involve several municipalities
- 2- Public transportation projects of high impact and investment
- 3- Carryover projects
- 4- Continuity projects
- 5- Construction of transportation facilities
- 6- Improvements of existing transportation facilities
- 7- Construction of shelters/stop for transportation services
- 8- Acquisition of transit and paratransit vehicles to start, maintain or expand local and regional services
- 9- Preventive maintenance cost for transit vehicles
- 10- Operational assistant to paratransit services
- 11- Construction of facilities for maintenance garage for transit vehicles
- 12- Transit enhancement
- 13- Transit security and transit safety projects
- 14- Transportation projects for elderly and handicapped
- 15- Capital and operating expenses that support new public transportation services and alternatives beyond those required by the Americans with Disabilities Act of 1990 (ADA)
- 16- Capital, planning, and operating expenses that support the development and maintenance of transportation services designed to transport low-income individuals to and from jobs and activities related to their employment and to support reverse commute projects.
- 17- State of Good Repair Program
- 18- Bus and Bus Facilities Program

Through an established process as describe in the State Management Plan (SMP), the Public Involvement Plan (PIP) and the MPO Internal Regulations, see (<http://act.dtop.pr.gov/index.php/coordinacion-federal/>), the State solicits and identifies projects from Urbanized and Non-Urbanized, to be include in TIP/STIP Programs.

## Statewide Transportation Improvement Program (STIP) Fiscal Years 2023-2026

The STIP is presented in self-explanatory tables with projects organized by priority by mode of transportation and type of Highways projects. This document is divided in two mayor components, the mass transportation projects, carryout with FTA funds and the highways projects, carryout with FHWA funds. Both components are divided by Urbanized and Non-Urbanized projects. The mass transportation projects are identifying by the different FTA programs, being the carryover projects the first listed on each Program.

The Annual Element is presented as part of the Four Year Program.

Since the beginning of the requirement that MPO's be constituted and because of the wide powers and resources that the PRDTPW has in our relatively small Island, this Agency was designated as the operational and technical staff of the MPO for all the urbanized areas in Puerto Rico.

To assure a forum for cooperative decision-making in the planning process, this MPO makes policy and programming decisions through three Policy Committees.

The first Policy Board Committee is for the San Juan Urbanized Area (SJUA), defined by the 2010 Census as falling in the funding category of areas with over one million inhabitants and comprising the following thirty-eight (38) municipalities:

| <b>Comprising Municipalities – San Juan Urbanized Area (SJUA)</b> |             |            |               |
|---|-------------|------------|---------------|
| Aguas Buenas  | Cidra       | Loíza      | San Juan      |
| Aibonito  | Coamo       | Manatí     | San Lorenzo   |
| Barranquitas  | Comerio     | Maunabo    | Toa Baja      |
| Bayamón   | Corozal     | Morovis    | Toa Alta      |
| Caguas  | Dorado      | Naguabo    | Trujillo Alto |
| Canóvanas   | Guaynabo    | Naranjito  | Vega Alta     |
| Carolina  | Gurabo      | Orocovis   | Vega Baja     |
| Cataño  | Humacao     | Patillas   | Yabucoa       |
| Cayey   | Juncos      | Río Grande |               |
| Ciales  | Las Piedras | Salinas    |               |

The second Policy Board Committee is for Urbanized Area of Aguadilla (AUA), which falls in the funding category of areas with over 200,000 and less than one million inhabitants. It is defined as comprising the following eleven (11) municipalities:

| <b>Comprising Municipalities – Aguadilla Urbanized Area (AUA)</b> |         |               |        |
|---|---------|---------------|--------|
| Aguada  | Camuy   | Las Marías    | Rincón |
| Aguadilla   | Isabela | Moca          | Utua   |
| Añasco  | Lares   | San Sebastián |        |

The third Policy Board Committee is for Urbanized Areas Under 200,000 Population (UZA), which falls in the funding category of areas with under 200,000 and over than 50,000 in population. It is defined as comprising the following twenty-nine (29) municipalities:

| <b>Urbanized Area</b>      | <b>Comprising Municipalities – UZA</b>      |
|----------------------------|---|
| Arecibo                    | Arecibo, Camuy, Hatillo, Quebradillas       |
| Fajardo                    | Ceiba, Fajardo, Luquillo, Naguabo           |
| Florida-Imbéry-Barceloneta | Arecibo, Barceloneta, Florida, Manatí       |
| Guayama                    | Arroyo, Guayama, Patillas, Salinas          |
| Juana Díaz                 | Juana Díaz, Villalba                        |
| Mayagüez                   | Añasco, Hormigueros, Mayagüez               |
| Ponce                      | Ponce                                       |
| San Germán – Cabo Rojo     | Cabo Rojo, Lajas, Sabana Grande, San Germán |
| Yauco                      | Guánica, Guayanilla, Peñuelas, Yauco        |

The Policy Board Committee also includes representatives from the following agencies involved with the transportation issues:

- ☐ Voting Members:
  - i. The Secretary of the Puerto Rico Department of Transportation and Public Works (PRDTPW)
  - ii. The Executive Director of the Puerto Rico Highways and Transportation Authority (PRHTA)
  - iii. The Executive Director of the Puerto Rico Integrated Transit Authority (PRITA)

## Statewide Transportation Improvement Program (STIP) Fiscal Years 2023-2026

- iv. The Executive Director of the Maritime Transportation Authority (MTA)
- v. The President and General Manager of the Metropolitan Bus Authority (MBA)
- vi. The Executive Director of the Port Authority (PA)
- vii. The Chairman of the Planning Board (PB)
- viii. The President of the Public Services Commission (PSC)
- ix. The Executive Director of the Permissions Management Office (PMO)
- x. The President of the Environmental Quality Board (EQB)
- xi. The Secretary of the Department of Environmental and Natural Resources (DENR)
- xii. Puerto Rico Tourism Company (PRTC)
- xiii. Puerto Rico Emergency Management Agency (PREMA)

2. Non-voting Members:

- i. The Division Administrator, Puerto Rico and US Virgin Islands Division Office
- ii. The Regional Administrator, Region IV of the Federal Transit Administration (FTA)

As a result of the 2010 Census, the urbanized area boundaries in Puerto Rico were not significantly change, with some previously defined urban areas being subdivided while others were consolidated and expanded and new ones were designated. The results of these changes is that only 6 municipalities, out of the 78 that comprise the Commonwealth, do not have within their geographical boundaries any part of the eleven (11) urbanized or metropolitan areas currently designated for Puerto Rico, and therefore do not participate in the technical and policy committees of the MPO. These Six (6) non-urbanized municipalities are:

| Comprising Municipalities |              |
|---------------------------|--------------|
| Adjuntas                  | Maricao      |
| Culebra                   | Santa Isabel |
| Jayuya                    | Vieques      |

Recognizing that these rural or non-urbanized municipalities have the right to participate in the ongoing process of developing a new Statewide Transportation Plan (STP), and in order to follow a logical planning process for Puerto Rico’s transportation system, the PRDTPW/PRHTA develop the STP and the Urbanized Areas’ Long Range Transportation Plans (LRTP’s) within a regionalization scheme that incorporates the six non-urbanized municipalities within regional transportation plans.

### PROJECT EVALUATIONS

The following criteria were utilize to evaluated the petitions received to be consider in the programming for FY 2023-2026 TIPs/STIP:

- Compliance with FAST Act /BIL planning factors; and
- Consistency with Long Range Transportation Plan.

The PRHTA Central Planning and Coordination Work Group (CPCWG) with the San Juan, Aguadilla and UZA Technical Committee reviewed and submitted for consideration of the PRMPO the list of projects to be including in the TIPs/STIP.

### Bipartisan Infrastructure Law

Congress establishes the funding for FTA programs through authorizing legislation that amends Chapter 53 of Title 49 of the U.S. Code. On November 5, Congress sent President Biden the Bipartisan Infrastructure Law for signature. The legislation reauthorizes surface transportation programs for FY 2022-2026 and provides advance appropriations for certain programs. The Bipartisan Infrastructure Law authorizes up to \$108 billion to support federal public transportation programs, including \$91 billion in guaranteed funding.

### FEDERAL HIGHWAY ADMINISTRATION (FHWA)

The BIL largely maintains current program structures and funding shares between highways and transit. It is a down-payment for building a 21st century transportation system. The law also makes changes and reforms to many Federal transportation

## Statewide Transportation Improvement Program (STIP) Fiscal Years 2023-2026

programs, including streamlining the approval processes for new transportation projects, providing new safety tools, and establishing new programs to advance critical freight projects.

BIL Provisions:

\$350.8 B (FY 22-26) for highway programs:

- \$303.5 B in Contract Authority (CA) from the Highway Trust Fund (HTF)
- +\$47.3 B in advance appropriations from the General Fund (GF)

More than a dozen new highway programs, including—

- Bridge Program (formula)-Replace, rehabilitate, preserve, protect, and construct bridges on public roads
- National Electric Vehicle Formula Program-Strategically deploy electric vehicle (EV) charging infrastructure and establish an interconnected network to facilitate data collection, access, and reliability.
- Safe Streets and Roads for All program-Support local initiatives to prevent transportation-related death and serious injury on roads and streets (commonly referred to as “Vision Zero” or “Toward Zero Deaths” initiatives).
- PROTECT Grants (discretionary)-Planning, resilience improvements, community resilience and evacuation routes, and at-risk coastal infrastructure.
- Charging and Fueling Infrastructure Program-Deploy electric vehicle (EV) charging and hydrogen/propane/natural gas fueling infrastructure along designated alternative fuel corridors and in communities
- Congestion Relief Program-Advance innovative, integrated, and multimodal solutions to reduce congestion and the related economic and environmental costs in the most congested metropolitan areas with an urbanized area population of 1M+.
- Bridge Investment Program (discretionary)-Improve bridge (and culvert) condition, safety, efficiency, and reliability.
- Reconnecting Communities Pilot Program-Restore community connectivity by removing, retrofitting, or mitigating highways or other transportation facilities that create barriers to community connectivity, including to mobility, access, or economic development
- Rural Surface Transportation Grants-Improve and expand the surface transportation infrastructure in rural areas to increase connectivity, improve the safety and reliability of the movement of people and freight, and generate regional economic growth and improve quality of life.

- INFRA-Multimodal freight and highway projects of national or regional significance.
- National Infrastructure Project Assistance-Provide funding through single-year or multiyear grant agreements for eligible surface transportation projects
- Local and Regional Project Assistance-Projects with a significant local or regional impact that improve transportation infrastructure.

### FEDERAL TRANSIT ADMINISTRATION (FTA)

BIL transit program provisions further several important goals, including safety, state of good repair, performance, and program efficiency. BIL gives the Federal Transit Administration (FTA) significant new authority to strengthen the safety of public transportation systems throughout the United States. The Act also puts new emphasis on restoring and replacing our aging public transportation infrastructure by establishing a new needs-based formula program and new asset management requirements. In addition, it establishes performance-based planning requirements that align Federal funding with key goals and tracks progress towards these goals.

New FTA Programs under BIL:

All Stations Accessibility Program:

Provides competitive grants to help eligible applicants upgrade the accessibility of legacy rail systems for people with disabilities, including those who use wheelchairs, by increasing the number of existing stations or facilities for passenger use that meet or exceed the new construction standards of Title II of the Americans with Disabilities Act.

Electric or Low Emitting Ferry Pilot Program:

Provides grants to purchase electric or low-emitting ferries and the electrification of or other reduction of emissions from existing ferries.

Ferry Service for Rural Communities:

Supports states to ensure basic essential ferry service is provided to rural areas.

State of Good Repair and Rail Vehicle Replacement Program:

Provides support to transit agencies that operate fixed-guideway and high-intensity bus systems for the maintenance, replacement, and rehabilitation of capital assets. The Bipartisan Infrastructure Law added a competitive component for state and local governmental authorities to fund capital projects for the replacement of rail rolling stock.

# Statewide Transportation Improvement Program (STIP) Fiscal Years 2023-2026

## PROGRAMS

### TRANSIT ASSET MANAGEMENT

#### Transit Asset Management (FTA)

In 2016, the Federal Transit Administration (FTA), established a requirement for all public transportation providers that receive federal transit assistance to develop a TAM. According to 49 CFR Section 625.5, transit asset management is: “the strategic and systematic practice of procuring, operating, inspecting, maintaining, rehabilitating, and replacing transit capital assets to manage their performance, risks, and costs over their life cycles, for the purpose of providing safe, cost-effective, and reliable public transportation”.

The Final Rule for the TAM requires transit providers to collect and use asset condition data, set targets, and develop strategies to prioritize investments to meet their goals. Following the principles of Performance-Based Planning for management of transit assets, systems and networks must be part of the planning and management process for the PRHTA. Whenever a TIP/STIP update or amendment, updated targets will be included. The projects included in the amended STIP will be in accordance to achieving the targets.

The Performance Measures and Targets for the TAM are divided into four categories of transit assets: rolling stock, facilities, infrastructure and equipment. As part of the Final Rule for the TAM, PRHTA established performance targets for these performance measures:

| Rolling Stock Asset Type    | Number of Assets | Number of Assets with Known Age | Useful Life Benchmark (ULB) | Average Age | No. of Assets that Meet or Exceed ULB | FY 2022 Performance Target (% not SGR) |
|-----------------------------|------------------|---------------------------------|-----------------------------|-------------|---------------------------------------|--|
| AO - Automobile             | 2                | 2                               | 6                           | 13.9        | 2                                     | 100%                                   |
| BU - Bus                    | 11               | 11                              | 12                          | 12.1        | 5                                     | 45.50%                                 |
| CU - Cutaway Bus            | 182              | 141                             | 8                           | 7           | 54                                    | 38.30%                                 |
| MB - Minibus                | 261              | 233                             | 8                           | 8.4         | 127                                   | 54.50%                                 |
| SUV - Sport Utility Vehicle | 2                | 2                               | 6                           | 12.3        | 1                                     | 50%                                    |
| VN - Van                    | 181              | 171                             | 6                           | 5.5         | 70                                    | 40.90%                                 |
| Unknown Vehicle Type        | 3                | 0                               | N/A                         | N/A         | N/A                                   | N/A                                    |
| <b>Total</b>                | <b>642</b>       | <b>560</b>                      |                             | <b>7.3</b>  | <b>259</b>                            | <b>46.40%</b>                          |

| Equipment Asset Type               | Number of Assets | Number of Assets with known Age | Useful Life Benchmark (ULB) | Average Age | No. of Assets that Meet or Exceed ULB | FY 2022 Performance Target (% not SGR) |
|------------------------------------|------------------|---------------------------------|-----------------------------|-------------|---------------------------------------|--|
| AO - Automobile                    | 2                | 1                               | 6                           | 2.3         | 0                                     | 0%                                     |
| ORTV – Other Rubber Tired Vehicles | 19               | 14                              | 6                           | 4.8         | 4                                     | 28.60%                                 |
| Machinery and Equipment            | 1                | 1                               | N/A                         | N/A         | N/A                                   | N/A                                    |
| <b>Total</b>                       | <b>22</b>        | <b>16</b>                       |                             | <b>4.4</b>  | <b>4</b>                              | <b>25%</b>                             |



# Statewide Transportation Improvement Program (STIP) Fiscal Years 2023-2026

## TRANSPORTATION ASSET MANAGEMENT (FHWA)

The Federal Highway Administration (FHWA) issued a final rule requiring the development and implementation of a risk-based asset management plan for the National Highway System (NHS) to improve or preserve the condition of the assets and the performance of the system. The rule became effective in October 2, 2017. Asset management refers to a strategic and systematic process of operating, maintaining, and improving physical assets, with a focus on both engineering and economic analysis based upon quality information, to identify a structured sequence of maintenance, preservation, repair, rehabilitation, and replacement actions that will achieve and sustain a desired state of good repair over the life cycle of the assets at optimum cost (23 CFR Part 515 § 515.5).

Puerto Rico Transportation Asset Management (PRTAM) program was established in 2017 with the procurement of the PRTAM plan (PRTAMP). The PRTAMP focus on the NHS pavements, although Non-NHS pavements within the Highway Performance Monitoring System (HPMS) are also considered (see Table 1), and on the National Bridge Inventory (NBI) bridges (see Table 2). The PRTAMP aims to implement a strategic approach to planning, programming, engineering, financing, managing, maintaining, and operating physical assets with the objective of providing the required level of service in the most cost-effective manner. The Initial PRTAMP was delivered and certified in 2018. The Final TAMP is due June 30, 2019. The PRTAMP is developed in accordance with federal laws and regulations, such as Moving America's Surface Transportation Act (FAST). The components of the PR-TAMP are:

- Objectives, Measures and Targets for Asset Condition
- Asset Inventory and Conditions
- Performance Gap Identification and Analysis
- Life Cycle Planning Considerations
- Risk Management Analysis
- Financial Plan
- Investment Strategies

**Table 1: Pavement Inventory Summary**

| System             | Manager         | Length (Mi)  | Lane Miles    |
|--------------------|-----------------|--------------|---------------|
| INTERSTATE         | PRHTA           | 233          | 1,034         |
|                    | Metropistas     | 52           | 254           |
|                    | <b>Subtotal</b> | <b>285</b>   | <b>1,288</b>  |
| N S NON-INTERSTATE | PRHTA           | 496          | 1,737         |
|                    | Metropistas     | 2            | 4             |
|                    | <b>Subtotal</b> | <b>498</b>   | <b>1,741</b>  |
| NON-N S            | PRHTA           | 4,031        | 8,224         |
|                    | Metropistas     | 0            | 0             |
|                    | <b>Subtotal</b> | <b>4,031</b> | <b>8,224</b>  |
| TOTAL              | PRHTA           | 4,760        | 10,995        |
|                    | Metropistas     | 53           | 258           |
|                    | <b>Total</b>    | <b>4,813</b> | <b>11,253</b> |

**Table 2 Bridge Inventory Summary**

| System  | Manager          | Amount       | Deck Area (S . Mts.) |
|---------|------------------|--------------|----------------------|
| N S     | PRHTA            | 529          | 816,931              |
|         | Metropistas      | 89           | 301,276              |
|         | Autopistas de PR | 0            | 0                    |
|         | <b>Subtotal</b>  | <b>618</b>   | <b>1,118,207</b>     |
| NON-N S | PRHTA            | 1,698        | 1,002,120            |
|         | Metropistas      | 8            | 5,916                |
|         | Autopistas de PR | 1            | 54,114               |
|         | <b>Subtotal</b>  | <b>1,707</b> | <b>1,062,150</b>     |
| TOTAL   | PRHTA            | 2,227        | 1,819,051            |
|         | Metropistas      | 97           | 307,191              |
|         | Autopistas de PR | 1            | 54,114               |
|         | <b>Total</b>     | <b>2,325</b> | <b>2,180,356</b>     |

# Statewide Transportation Improvement Program (STIP) Fiscal Years 2023-2026

## Project Selection and Cost Estimate

The general procedure to identify project initiatives and estimating the year of expenditure (YOE) dollars for the projects included in the STIP can be summarized as follows:

1. Gather information from the 2028 TAMP, including targets, yearly bridge and pavement investment strategy, and unit costs.
2. Use the TAMP investment strategies to identify the recommended treatment lane miles and bridge deck area per year and treatment type.
3. Identify the treatment gaps on the corresponding TAMP year.
4. Identify road segments and bridges with unfulfilled treatment needs compatible to the identified gaps. This is performed using the Condition, Inventory, and Base Treatment Excel TAMP tools.
5. Compare those road segments and bridges with the projects recently finished, in progress, or programmed. Select those that are not already executed, in execution, or programmed. These become the potential project initiatives to be further evaluated.
6. Use engineering judgment to group data sections in segments needing similar treatments and with a total length adequate for construction. These will constitute the project initiatives.
7. Lists of initiatives are produced.
  - a. The pavement lists include an identification code, road number, kilometer segment, pavement surface type, lane miles, road system, preliminary treatment type, and a preliminary cost estimate based on TAMP unit costs and measured segments requiring treatment.
  - b. The bridge lists include an identification code, bridge number, deck area, road system, preliminary treatment type per bridge component (deck, superstructure, substructure), and a preliminary cost estimate based on TAMP unit costs and bridge deck area.

In general, the PRHTA tends to include several improvement types in their projects. Therefore, pavement projects may also include other features such as highway safety devices, signage, acceleration or deceleration lane improvements, shoulder improvements, and minor bridge preservation. To account for such potential additional features and current inflation, a buffer is applied to the initiatives' preliminary cost estimate. This is the construction cost that is included in the STIP.

In general, the PRHTA tends to include several improvement types in their projects. Therefore, pavement projects may also include other features such as highway safety devices, signage, acceleration or deceleration lane improvements, shoulder improvements, and minor bridge preservation. To account for such potential additional features and current inflation, a buffer is applied to the initiatives' preliminary cost estimate. This is the construction cost that is included in the STIP.

1. Priority was given to segments in the NHS. First priority was given to NHS-Interstate system to advance achieving the TAMP target of a maximum 5% lane miles in Poor condition and to get out of the current penalty as soon as possible. Second priority was given to the NHS Non-Interstate system. Non-NHS follows.
2. Another element considered in programming projects in the STIP is how ready is the project for obligation of FHWA funds.
  - a. Projects in final stage of design/permits are generally assigned to the closest year.
  - b. Projects starting or in early stages of design are generally assigned to the near to mid years.
  - c. Projects in procurement process for design are generally assigned to the mid to later years.
  - d. Projects in early planning process are generally assigned to the latest year.
3. Adjust the construction unit cost estimates from the TAMP to reflect observed increases in construction costs due to market fluctuations and the impacts of the pandemic and Hurricane Maria in the past years.
4. Bridge project selection aimed to reach TAMP targets for improvement in condition rating of bridges by incorporating Bridge rehabilitation and preservation projects in addition to Bridge Replacement projects. Project selection also considered on site conditions, complexity of the National Environmental Policy Act (NEPA) process compliance and Right of Way (ROW) considerations.
5. Priority was given to bridge projects with advanced design progress that were already included in previous STIP revisions.
6. Priority was also given to Critical Finding Bridges and all types of projects for bridges with Off-System classification to comply with Bridge Program Notice and Guidance for additional funding and allocation for Bridges beginning in FY22 through FY26.
7. Project readiness for FHWA funds obligation was also considered, advancing the projects in advanced design stages as follow:
  - a. First, projects in final stage of design/permits
  - b. Second, projects starting or in early stages of Design
  - c. Third, projects in procurement process for Design
  - d. Fourth, all other projects
8. As the STIP needs to be fiscally constrained, projects are programmed based on funding availability and the previously mentioned priorities.

The investment strategies are based upon the expectation that the accelerated inflation experienced after Mariá will normalize and not continue throughout the 10 years. If the assumptions about investment levels, inflation, asset deterioration rates, and future investment strategies change, the resulting asset conditions and cost estimate will also change.

# Statewide Transportation Improvement Program (STIP) Fiscal Years 2023-2026

---

## Emergency Relief:

The program (Section 5324) assists States and public transportation systems with emergency-related expenses. Emergencies are defined as natural disasters affecting a wide area or a catastrophic failure from an external cause for which the governor of a State has declared an emergency (and the Secretary of Transportation has concurred) or the President has declared a major disaster. The program funds capital projects to protect, repair, reconstruct, or replace equipment and facilities.

It also funds transit agency operating costs related to evacuation, rescue operations, temporary public transportation service, or changing public transportation route service before, during, or after an emergency in an area directly affected. The grants only cover expenses not reimbursed by the Federal Emergency Management Agency (FEMA). The program will provide immediate funding, similar to the FHWA emergency program. Funding will be appropriated by Congress as needed.

The following sections describe some of the various funding sources for FTA programs, which are including in this document:

- §5307 Urbanized Area Formula Grants
- §5310 Enhanced Mobility of Seniors and Individuals with Disabilities
- §5311 No-Urbanized Area Formula Grants
- §5337 State of Good Repair Grants
- §5339 Bus and Bus Facilities Grants

## URBANIZED AREA FORMULA GRANTS (SECTION 5307)

The PRHTA is the designated recipient of funds apportioned to the Puerto Rico UZA. The funds are apportioned based on legislative formulas, with different formulas applying to UZAs with populations less than 200,000. The Puerto Rico UZA apportionment formula is based on population and population density statistics from the most recent decennial census.

This program provides grants to urbanized areas to support public transportation. Funding is distributed by formula based on the level of transit service provision, population, and other factors. The section 5307 provides federal funds for capital, planning, job access and reverse commute projects, and, in this case, operating assistance for public transportation in urbanized area with a population of less than 200,000.

Activities eligible under the former Job Access and Reverse Commute (JARC) program, which focused on providing services to low-income individuals to access jobs, are now eligible under the Urbanized Area Formula program. These include operating assistance with a 50 percent local match for job access and reverse commute activities. In addition, the urbanized area formula for distributing funds now includes the number of low-income individuals as a factor. There is no floor or ceiling on the amount of funds that can be spent on job access and reverse commute activities.

# Statewide Transportation Improvement Program (STIP) Fiscal Years 2023-2026

## *Expanded eligibility for operating expenses for systems with 100 or fewer buses*

BIL continues the eligibility for using Urbanized Area Formula funds for operating expenses. Previously, only urbanized areas with populations below 200,000 were eligible to use Federal transit funds for FTA of funding for operating expenses. The special rule allows recipients in urbanized areas with populations of 200,000 or above and that operate 100 or fewer buses in fixed route service during peak hours, to receive a grant for operating assistance subject to a maximum amount per system as explained below:

- a. Public transportation systems that operate a minimum of 76 buses and a maximum of 100 buses in fixed route service during peak service hours may receive operating assistance in an amount not to exceed 50 percent of the share of the apportionment that is attributable to such systems within the urbanized area, as measured by vehicle revenue hours.
- b. Public transportation systems that operate 75 or fewer buses in fixed route service during peak service hours may receive operating assistance in an amount not to exceed 75 percent of the share of the apportionment that is attributable to such systems within the urbanized area, as measured by vehicle revenue hours.

## *Eligibility for Safety Certification Training*

The section 5307 funds are permitted to use not more than 0.5 percent of their formula funds under the Urbanized Area Formula Program to pay not more than 80% of the cost of participation for an employee who is directly responsible for safety oversight to participate in public transportation safety certification training. Safety certification training program requirements will be established in accordance with section 5329.

## **ENHANCED MOBILITY OF SENIORS AND INDIVIDUALS WITH DISABILITIES PROGRAM (SECTION 5310)**

This program provides formula funding to increase the mobility of seniors and persons with disabilities. Funds are apportioned based on the commonwealth share of the targeted populations and are now apportioned to the commonwealth for all areas fewer than 200,000 and large urbanized areas (over 200,000). The former New Freedom

program (5317) is folded into this program. The New Freedom program provided grants for services for individuals with disabilities that went above and beyond the requirements of the Americans with Disabilities Act (ADA). Activities eligible under New Freedom are now eligible under the Enhanced Mobility of Seniors and Individuals with Disabilities program.

Projects selected for funding must be included in a locally developed, coordinated public transit human services transportation plan; and the competitive selection process, which was required under the former New Freedom program, is now optional. At least 55 percent of program funds must be spent on the types of capital projects eligible under the former section 5310 -- public transportation projects planned, designed, and carried out to meet the special needs of seniors and individuals with disabilities when public transportation is insufficient, inappropriate, or unavailable. The remaining 45 percent may be used for: public transportation projects that exceed the requirements of the ADA; public transportation projects that improve access to fixed-route service and decrease reliance by individuals with disabilities on complementary paratransit; or, alternatives to public transportation that assist seniors and individuals with disabilities. Using these funds for operating expenses requires a 50 percent local match while using these funds for capital expenses (including acquisition of public transportation services) requires a 20 percent local match.

## **STATE OF GOOD REPAIR GRANTS (SECTION 5337)**

BIL continues with the program to maintain public transportation systems in a state of good repair. This program replaces the fixed Guideway modernization program (Section 5309).

Funding is limited to Fixed Guideway systems (including rail, bus rapid transit, and passenger ferries) and high intensity bus (high intensity bus refers to buses operating in high occupancy vehicle (HOV) lanes.) Projects are limited to replacement and rehabilitation, or capital projects required to maintain public transportation systems in a state of good repair. Projects must be included in a transit asset management plan to receive funding. The new formula comprises: (1) the former Fixed Guideway modernization formula; (2) a new service-based formula; and (3) a new formula for buses on HOV lanes.

# Statewide Transportation Improvement Program (STIP) Fiscal Years 2023-2026

## BUS AND BUS FACILITIES FORMULA GRANTS (SECTION 5339)

The formula grant program is established under Section 5339, replaces the previous Section 5309 discretionary Bus and Bus Facilities program. This program is a source of funding for the urbanized area, but replaces the previous discretionary program under which the transit system was able to obtain several large grants. The program provides funding to replace, rehabilitate, and purchase buses and related equipment as well as construct bus-related facilities.

## LONG RANGE TRANSPORTATION PLAN CONSISTENCY

A primary consideration in the selection of projects is the consistency with the LRTP. The LRTP is a regional plan for surface transportation projects that are regional significance and address the projected surface transportation needs of Puerto Rico residents and visitors.

Using the LRTP as the starting point, major projects that were expected to be ready for implementation within the four-year TIP programming period, were considered by the UZA PRMPO members. The PRMPO members requested project listings also included surface transportation projects and highways projects that are proposed to be funded with federal funds.

## REVISION TO THE TIP

The following administrative provisions have been established in order to ensure timely implementation and oversight of the TIPs/STIP for FTA and FHWA project. A revision refers to a change to the TIPs/STIP that occurs as needed. A minor revision is an “administrative modification,” while a major revision is an “amendment,” as described below:

## ADMINISTRATIVE MODIFICATION

Administrative modifications are minor revisions to the TIPs/STIP. These types of revisions do not require solicitation of public comment or re-demonstration of financial constraint. However, the TIPs/STIP must remain financially constrained, and administrative modifications must not result in the addition or deletion of another

project, including the deferral of a project to a year that is outside of the four year TIPs/STIP. There are two types of administrative modifications, **pre-approved** and **expedited**:

### Pre-Approved Administrative Modifications

To prevent TIPs/STIP procedures from becoming overly burdensome, Federal regulations allow procedures for administrative modifications to be commensurate with its perceived impact. Recognizing the need to streamline the process for these minor changes, pre-approved administrative modifications, are true as long as the following conditions apply:

- The administrative modifications do not affect financial constraint of the TIPs/STIP; and
- The administrative modification does not change the scope of the project or the environmental determination.

The following revisions could be considered as administrative modifications:

- a) The source of federal funds designated for a project may be revised to reflect a different funding program administered by the same U.S. DOT operating agency.
- b) Federal funding for a project may be changed to local funding.
- c) The amount programmed for a project phase may be revised to reflect changes in cost estimates. Additional funding may reflect up to 30% of the project estimated cost, without exceeding the annual allocation of federal funds.
- d) Additional federal funding, such as congressional earmarks or discretionary funds may be added to a project currently included in the TIPs/STIP.
- e) In order to expedite project selection for implementation and ensure timely TIPs/STIP implementation, projects may be advanced from their programmed year if they are “ready-to-go.”
- f) Projects may be deferred to a later year if they are not “ready-to-go” as originally programmed.
- g) A project phase may be deleted or deferred to a year that is outside of the four -year TIPs/STIP as long as another phase of the project remains in the TIPs/STIP and the project’s scope is not affected.

## Statewide Transportation Improvement Program (STIP) Fiscal Years 2023-2026

- h) Changes may be made to projects that are included in the TIPs/STIP for illustrative purposes.
- i) A project's description may be revised or clarified as long as the project's scope is not affected.

Earmarks and discretionary funds are pre-approved administrative modifications.

### Expedited Administrative Modifications

Requests for expedited approval of administrative modifications are submitted directly to the PRMPO Policy Committee without solicitation of public comment. The administrative modification must not affect the financial constraint of the TIPs/STIP.

Expedited administrative modifications include the following:

- c+ Changing from replacement buses to expansion buses (and versa).
- d+ Changing the scope of a project to accommodate environmental impact" mitigation measures.
- e+ Changing the size of revenue rolling stock (e.g. vans, 30' buses) if the" changes results in a change in the total carrying capacity by **25 percent or" less.**
- f+ Changing the quantity for the acquisition for revenue rolling stock that" **exceeds 25 percent or less** of the original quantity.

### **AMENDMENT**

In the Metropolitan Transportation Planning Final Rule an Amendment “means a revision to a long-range statewide or metropolitan transportation plan, TIPs, or STIP that involves a major change to a project included in a metropolitan transportation plan, TIPs, or STIP, including the addition or deletion of a project or a major change in project cost, project/project phase initiation dates, or a major change in design concept or design scope (e.g., changing project termini or the number of through traffic lanes). The changes to projects those are included only for illustrative purposes do not require an amendment. An amendment is a revision that requires public review and comment, re-demonstration of fiscal constraint, or a conformity determination (for metropolitan transportation plans and TIPs involving “non-exempt” projects in nonattainment and

*maintenance areas). In the context of a long-range statewide transportation plan, an amendment is a revision approved by the State in accordance with its public involvement process.”*

If the amendment is required, it shall be processed through the PRMPO administrative processes with communication of the changes to the PRMPO policy board, PRDTPW and FHWA/FTA. An amendment requires public review and comment, re-demonstration of fiscal constraint, and a conformity determination in air quality non-attainment and maintenance areas, as needed.

Within the context of current planning rules amendment guidelines, can be further categorized as minor or major.

Major amendment includes the following actions:

- a) Adding a project to the TIPs/STIP.
- b) Deleting a project from the TIPs/STIP, including deferring a project to a year that is outside of the four-year TIPs/STIP.
- c) Significantly modifying the design concept or design scope of a programmed project (e.g., changing the project scope). For projects programmed with FTA funds, a change in a project's scope is considered “major” if the change materially alters the objective or description of the project, or the size, type, or quantity of items. Examples include:
  - 1- Changing the size of revenue rolling stock (e.g. vans, 30' buses) if the change results in a change in the total carrying capacity by **more than 25 percent.**
  - 2- Changing the quantity for revenue rolling stock that are **more than 25 percent (plus)** of the original quantity.
  - 3- Revising the amount programmed for a project phase if it increases the estimated total project cost by **more than 30 percent.**

## Statewide Transportation Improvement Program (STIP) Fiscal Years 2023-2026

A major amendment to the TIP/STIP requires formal public notice and appropriate comment opportunity as provided in the PRMPO public involvement plan. Following appropriate consideration of public comments, a major amendment requires approval by the PRMPO policy board and must be submitted by PRDTPW to the PHWA and FTA.

### **THE PRHTA FIVE YEARS PRIORITY CAPITAL IMPROVEMENT PROGRAM (CIP)**

The PRHTA CIP is the basis for preparation of the STIP and TIP's for FHWA federal-aid-projects. Highways and Transportation projects using FHWA funds are also included in the Five-Year CIP, updated no less than once a year. This Program is based on the Agency budget that is financed by revenues from gasoline and diesel taxes, vehicles registration fees, toll road collection, the federal funds apportionment's (FHWA/FTA), and interim financing and bonds issues.

As a medium range plan the CIP is consistent with the twenty-year master plan prepared by the Puerto Rico Planning Board for the San Juan Metropolitan Region (SJMR). It also considers the metropolitan area transportation studies, the Statewide Transportation Study results and recommendations. Highway projects priorities are based on the following factors:

- Support of public policy regarding land use and development, as established in long and medium range plans
- Improving condition and level of service of existing facilities
- Presence in the master plan
- Projects requested by citizens, legislators, agencies and elected local officials
- Provision of new and improved access to Industrial Parks, Ports, Airports and other points of agricultural, tourism, or commercial importance activities
- Traffic analysis and projections
- Cost benefits analysis of competing projects
- Availability of funds
- Coordination with federal agencies

During the year, the CIP is subjected to continued analysis and changes resulting from project delays in design, increases or decreases in project cost estimates, and other related information. The CIP is updated at least once a year, to reflect changes in bidding dates, project cost, scope of works, and project termini, among other elements.

In compliance with Law Number 74 of the year 1965, the HTA prepares a Capital Improvement Program (CIP), in which all highway and transportation projects, both federal (FHWA) funded and non-federal funded projects, are program for a five year period. The highway and transportation projects that appeared in the CIP are consistent with the TIP and STIP, which in turn are based on the projects recommended on the Regional (UZAS) and the Metropolitan Long Range Transportation Plans.

The CIP is included in the Four Year Investment Program (PICA which stands for Programa de Inversiones de Cuatro Años) prepared by the Puerto Rico Planning Board.

The Program Office of the HTA evaluates the highway project petitions based on the following criteria:

- Support of the public policy regarding land use and development, as establish in the Islandwide Long Range Transportation Plans
- Improving condition and level of service of existing facilities
- Presence in the Islandwide, Metropolitan or Regional Long Range Transportation Plans
- Provision of new and improved access to industrial parks, ports, airports, and other activities such as: agricultural, tourism, or commercial centers
- Traffic analysis projections
- Availability of funds
- Cost benefits analysis of competing projects
- Coordination with federal agencies

This criteria will allow for a thorough transportation planning process and compliance with local and federal laws and regulations.


## Statewide Transportation Improvement Program (STIP) Fiscal Years 2023-2026, Amendment 1


---

The Puerto Rico Highway and Transportation Authority (PRHTA) is submitting the Statewide Transportation Improvement Program (STIP) for the FY 2023-2026, Amendment 1 to the Federal Transit Administration (FTA) and the Federal Highway Administration (FHWA) for their joint consideration and approval. The PRHTA certifies that the transportation planning process is being carried out in accordance with all applicable requirements of:

- (1) 23 U.S.C. 134 and 135, 49 U.S.C. 5303 and 5304, and this part;
- (2) Title VI of the Civil Rights Act of 1964, as amended (42 U.S.C. 2000d-1) and 49 CFR part 21;
- (3) 49 U.S.C. 5332, prohibiting discrimination on the basis of race, color, creed, national origin, sex, or age in employment or business opportunity;
- (4) Section 1101 (b) of the FAST Act (Pub. L. 114-357) and 49 CFR part 26 regarding the involvement of disadvantaged business enterprises in DOT funded projects;
- (5) 23 CFR part 230, regarding implementation of an equal employment opportunity program on Federal and Federal-aid highway construction contracts;
- (6) The provisions of the Americans with Disabilities Act of 1990 (42 U.S.C. 12101 et seq.) and 49 CFR parts 27, 37, and 38;
- (7) In States containing nonattainment and maintenance areas, sections 174 and 176(c) and (d) of the Clean Air Act, as amended (42 U.S.C. 7504, 7506(c) and (d)) and 40 CFR part 93;
- (8) The Older Americans Act, as amended (42 U.S.C. 6101), prohibiting discrimination on the basis of age in programs or activities receiving Federal financial assistance;
- (9) 23 U.S.C. 324, regarding the prohibition of discrimination based on gender; and
- (10) Section 504 of the Rehabilitation Act of 1973 (29 U.S.C. 794) and 49 CFR part 27 regarding discrimination against individuals with disabilities.

This STIP includes projects for the SJTMA, which is considered an attainment area for air quality standard for particulate matter. The MPO Policy Committee approved the area's TIPs with the understanding that the plan complies with Sections 174 and 176 (c) and (d) of the Clean Air Act as amended (42 U.S.C. 7504, 7506 (c) and (d)).

  
\_\_\_\_\_  
Eng. Eileen M. Vélez Vega  
Secretary of Department of Transportation and Public Works

  
\_\_\_\_\_  
Date



**Federal Transit Administration (FTA)**

Summary of Total Federal Estimated Projects Costs

| <b>FTA Section</b> | <b>2023</b>           | <b>2024</b>          | <b>2025</b>          | <b>2026</b>          | <b>TOTAL</b>          |
|--------------------|-----------------------|----------------------|----------------------|----------------------|-----------------------|
| Section 5307       | \$ 188,471,775        | \$ 62,230,834        | \$ 58,570,161        | \$ 61,969,844        | \$ 371,242,614        |
| Section 5310       | \$ 5,945,763          | \$ 1,563,366         | \$ 1,552,256         | \$ 48,515.00         | \$ 9,109,900          |
| Section 5311       | \$ 75,323,359         | \$ 7,734,011         | \$ 2,834,011         | \$ 2,834,011         | \$ 88,725,392         |
| Section 5311 RTAP  | \$ 99,053             | \$ -                 | \$ -                 |                      | \$ 99,053.00          |
| Section 5329       | \$ 598,637            | \$ -                 | \$ -                 | \$ -                 | \$ 598,637.00         |
| Section 5337       | \$ 28,969,718         | \$ 11,140,440        | \$ 11,100,000        | \$ 11,100,000.00     | \$ 62,310,158         |
| Section 5339       | \$ 18,182,999         | \$ 1,589,864         | \$ 908,137           | \$ -                 | \$ 20,681,000         |
| <b>Total</b>       | <b>\$ 317,591,305</b> | <b>\$ 84,258,515</b> | <b>\$ 74,964,564</b> | <b>\$ 75,952,370</b> | <b>\$ 552,766,754</b> |

Project Financial Plan for FTA Programs

**A. San Juan Urbanized Area**

I. The Federal cost for projects, for FTA programs, are as follows:

| FTA Section  | 2023                  | 2024                 | 2025                 | 2026                 | TOTAL                 |
|--------------|-----------------------|----------------------|----------------------|----------------------|-----------------------|
| Section 5307 | \$ 142,209,082        | \$ 41,494,135        | \$ 36,574,347        | \$ 40,045,440        | \$ 260,323,004        |
| Section 5310 | \$ 2,571,690          | \$ 421,880           | \$ 322,949           | \$ -                 | \$ 3,316,519          |
| Section 5329 | \$ 598,637            | \$ -                 | \$ -                 | \$ -                 | \$ 598,637            |
| Section 5337 | \$ 28,969,718         | \$ 11,140,440        | \$ 11,100,000        | \$ 11,100,000        | \$ 62,310,158         |
| Section 5339 | \$ 10,141,197         | \$ -                 | \$ -                 | \$ -                 | \$ 10,141,197         |
| <b>Total</b> | <b>\$ 184,490,325</b> | <b>\$ 53,056,455</b> | <b>\$ 47,997,295</b> | <b>\$ 51,145,440</b> | <b>\$ 336,689,515</b> |

II. FTA federal assistance is distributed as follow:(carryover projects are included ):

**SAN JUAN URBANIZED AREA APPORTIONMENT**

| <b>SECTION 5307 AND 5340 URBANIZED AREA</b> |                         |
|---|-------------------------|
| FY 2019 Apportionment                       | \$22,772,066.00         |
| FY 2020 Apportionment                       | \$26,901,585.00         |
| FY 2021 Apportionment                       | \$27,608,663.00         |
| FY 2022 Apportionment                       | \$36,645,760.00         |
| FY 2023 Apportionment                       | \$36,967,660.00         |
| <b>Total Funds Available</b>                | <b>\$150,895,734.00</b> |

| <b>SECTION 5310 ENHANCED MOBILITY OF SENIORS AND INDIVIDUALS WITH DISABILITIES PROGRAM</b> |                       |
|--|-----------------------|
| FY 2021 Apportionment  | \$2,456,197.00        |
| FY 2022 Apportionment  | \$3,563,501.00        |
| FY 2023 Apportionment  | \$3,547,731.00        |
| <b>Total Funds Available</b>   | <b>\$9,567,429.00</b> |

| <b>SECTION 5329 STATE SAFETY OVERSIGHT PROGRAM</b> |                       |
|--|-----------------------|
| FY 2021 Apportionment                              | \$353,277.00          |
| FY 2022 Apportionment                              | \$598,637.00          |
| FY 2023 Apportionment                              | \$615,673.00          |
| <b>Total Funds Available</b>                       | <b>\$1,567,587.00</b> |

| <b>SECTION 5337 HIGH INTENSITY FIXED GUIDEWAY STATE OF GOOD REPAIR</b> |                        |
|--|------------------------|
| FY 2021 Apportionment  | \$6,918,181.00         |
| FY 2022 Apportionment  | \$10,950,367.00        |
| FY 2023 Apportionment  | \$11,101,170.00        |
| <b>Total Funds Available</b>   | <b>\$28,969,718.00</b> |

| <b>SECTION 5339 BUS AND BUS FACILITIES FORMULA GRANTS</b> |                        |
|---|------------------------|
| FY 2020 Apportionment                                     | \$2,256,955.00         |
| FY 2021 Apportionment                                     | \$2,790,527.00         |
| FY 2022 Apportionment                                     | \$2,680,331.00         |
| FY 2023 Apportionment                                     | \$2,767,456.00         |
| <b>Total Funds Available</b>                              | <b>\$10,495,269.00</b> |

Project Financial Plan for FTA Programs

**A. Aguadilla Urbanized Area**

I. The Federal cost for projects, for FTA programs, are as follows:

| FTA Section  | 2023                    | 2024                 | 2025                 | 2026                 | TOTAL                   |
|--------------|-------------------------|----------------------|----------------------|----------------------|-------------------------|
| Section 5307 | \$ 10,583,632.00        | \$ 377,036.00        | \$ 367,058.00        | \$ 655,684.00        | \$ 11,983,410.00        |
| Section 5310 | \$ 1,211,056.00         | \$ -                 | \$ -                 | \$ 1,045.00          | \$ 1,212,101.00         |
| Section 5339 | \$ 413,603.00           | \$ -                 | \$ -                 | \$ -                 | \$ 413,603.00           |
| <b>Total</b> | <b>\$ 11,121,713.00</b> | <b>\$ 377,036.00</b> | <b>\$ 367,058.00</b> | <b>\$ 656,729.00</b> | <b>\$ 12,522,536.00</b> |

II. FTA federal assistance is distributed as follow (carryover projects are included):

**AGUADILLA URBANIZED AREA APPORTIONMENT**

| <b>SECTION 5307 AND 5340 URBANIZED AREA</b> |                        |
|---|------------------------|
| FY 2018 Apportionment                       | \$2,245,418.00         |
| FY 2019 Apportionment                       | \$2,580,970.00         |
| FY 2020 Apportionment                       | \$2,641,752.00         |
| FY 2021 Apportionment                       | \$2,633,761.00         |
| FY 2022 Apportionment                       | \$3,394,008.00         |
| FY 2023 Apportionment                       | \$3,493,753.00         |
| <b>Total Funds Available</b>                | <b>\$16,989,662.00</b> |

| <b>SECTION 5310 ENHANCED MOBILITY OF SENIORS AND INDIVIDUALS WITH DISABILITIES PROGRAM</b> |                       |
|--|-----------------------|
| FY 2021 Apportionment  | \$327,950.00          |
| FY 2022 Apportionment  | \$531,981.00          |
| FY 2023 Apportionment  | \$527,435.00          |
| <b>Total Funds Available</b>   | <b>\$1,387,366.00</b> |

| <b>SECTION 5339 BUS AND BUS FACILITIES FORMULA GRANTS</b> |                     |
|---|---------------------|
| FY 2020 Apportionment                                     | \$164,649.00        |
| FY 2021 Apportionment                                     | \$276,217.00        |
| FY 2022 Apportionment                                     | \$264,884.00        |
| FY 2023 Apportionment                                     | \$275,555.00        |
| <b>Total Funds Available</b>                              | <b>\$981,305.00</b> |

Project Financial Plan for FTA Programs

**A. Urbanized Areas Under 200,000 in Population (UZA)**

I. The Federal cost for projects, for FTA programs, are as follows:

| FTA Section  | 2023                   | 2024                   | 2025                   | 2026                    | TOTAL                   |
|--------------|------------------------|------------------------|------------------------|-------------------------|-------------------------|
| Section 5307 | \$ 35,660,061.00       | \$ 20,359,663.10       | \$ 21,628,756.00       | \$ 21,268,720.00        | \$ 98,917,200.10        |
| Section 5310 | \$ 2,832,239.00        | \$ 961,121.00          | \$ 1,036,726.00        | \$ 5,333.00             | \$ 4,835,419.00         |
| Section 5339 | \$ 7,628,199.00        | \$ 1,589,864.00        | \$ 908,137.00          | \$ -                    | \$ 10,126,200.00        |
| <b>Total</b> | <b>\$46,120,499.00</b> | <b>\$22,910,648.10</b> | <b>\$23,573,619.00</b> | <b>\$ 21,274,053.00</b> | <b>\$113,878,819.10</b> |

II. FTA federal assistance is distributed as follow (carryover projects are included) :

**URBANIZED AREAS UNDER 200,000 POPULATION APPORTIONMENT**

| <b>SECTION 5307 AND 5340 URBANIZED AREA</b> |                         |
|---|-------------------------|
| FY 2018 Apportionment                       | \$11,179,150.00         |
| FY 2019 Apportionment                       | \$16,631,377.00         |
| FY 2020 Apportionment                       | \$17,033,736.00         |
| FY 2021 Apportionment                       | \$16,497,645.00         |
| FY 2022 Apportionment                       | \$22,015,200.00         |
| FY 2023 Apportionment                       | \$22,485,223.00         |
| <b>Total Funds Available</b>                | <b>\$105,842,331.00</b> |

| <b>SECTION 5310 ENHANCED MOBILITY OF SENIORS AND INDIVIDUALS WITH DISABILITIES PROGRAM</b> |                       |
|--|-----------------------|
| FY 2022 Apportionment  | \$2,842,455.00        |
| FY 2023 Apportionment  | \$2,862,184.00        |
| <b>Total Funds Available</b>   | <b>\$5,704,639.00</b> |

| <b>SECTION 5339 BUS AND BUS FACILITIES FORMULA GRANTS</b> |                       |
|---|-----------------------|
| FY 2020 Apportionment                                     | \$1,764,230.00        |
| FY 2021 Apportionment                                     | \$1,648,444.00        |
| FY 2022 Apportionment                                     | \$2,586,423.00        |
| FY 2023 Apportionment                                     | \$1,634,453.00        |
| <b>Total Funds Available</b>                              | <b>\$7,633,550.00</b> |

Project Financial Plan for FTA Programs

**A. Non-urbanized Area**

I. The Federal cost for projects, for FTA programs, are as follows:

| FTA Section       | 2023                   | 2024                   | 2025                   | 2026                   | TOTAL                   |
|-------------------|------------------------|------------------------|------------------------|------------------------|-------------------------|
| Section 5311      | \$ 75,323,359.00       | \$ 7,734,011.00        | \$ 2,834,011.00        | \$ 2,834,011.00        | \$ 88,725,392.00        |
| Section 5311 RTAP | \$ 99,053.00           | \$ -                   | \$ -                   | \$ -                   | \$ 99,053.00            |
| Section 5310      | \$ 143,111.00          | \$ 180,365.00          | \$ 192,581.00          | \$ 42,137.00           | \$ 558,194.00           |
| <b>Total</b>      | <b>\$75,565,523.00</b> | <b>\$ 7,914,376.00</b> | <b>\$ 3,026,592.00</b> | <b>\$ 2,876,148.00</b> | <b>\$ 89,382,639.00</b> |

II. FTA federal assistance is distributed as follow (carryover projects are included) :

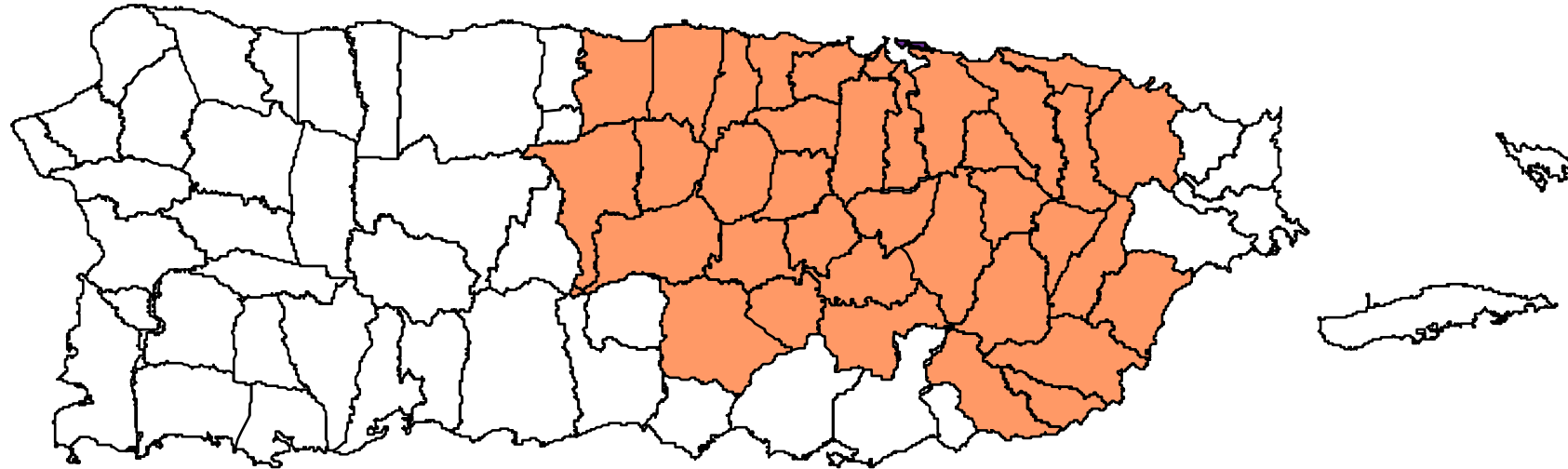
**NON-URBANIZED AREA**

| <b>SECTION 5311 URBANIZED AREA</b> |                       |
|------------------------------------|-----------------------|
| FY 2021 Apportionment              | \$2,273,562.00        |
| FY 2022 Apportionment              | \$2,764,335.00        |
| FY 2023 Apportionment              | \$2,834,011.00        |
| <b>Total Funds Available</b>       | <b>\$7,871,908.00</b> |

| <b>SECTION 5311-RTAP URBANIZED AREA</b> |                     |
|---|---------------------|
| FY 2021 Apportionment                   | \$99,053.00         |
| FY 2022 Apportionment                   | \$109,983.00        |
| FY 2023 Apportionment                   | \$110,910.00        |
| <b>Total Funds Available</b>            | <b>\$319,946.00</b> |

| <b>SECTION 5310 DS URBANIZED AREA</b> |                     |
|---------------------------------------|---------------------|
| FY 2022 Apportionment                 | \$223,946.00        |
| FY 2023 Apportionment                 | \$339,741.00        |
| <b>Total Funds Available</b>          | <b>\$563,687.00</b> |

# *San Juan Urbanized Area*



 *San Juan Urbanized Area (UA > 1,000,000 in Population)*



---

*Government of Puerto Rico  
Puerto Rico Department of Transportation and Public Works  
Puerto Rico Highways and Transportation Authority*

***Statewide Transportation Improvement Program (STIP)***

***FEDERAL TRANSIT ADMINISTRATION (FTA)***  
***San Juan Urbanized Area (SJUA)***  
***(UA > 1,000,000 in Population)***

PUERTO RICO  
**HIGHWAYS &  
TRANSPORTATION**  
AUTHORITY



***Section 5307***

PUERTO RICO  
**DEPARTMENT OF  
TRANSPORTATION  
AND PUBLIC WORKS**



GOVERNMENT OF PUERTO RICO  
 PUERTO RICO DEPARTMENT OF TRANSPORTATION AND PUBLIC WORKS  
 PUERTO RICO HIGHWAY AND TRANSPORTATION AUTHORITY  
 STATEWIDE TRANSPORTATION IMPROVEMENT PROGRAM  
 FISCAL YEARS 2023-2026  
 AMENDMENT #1  
 Administrative Modification #1

SECTION 5307: SAN JUAN URBANIZED AREA (SJUA)

| Num. | Description   | Grantee | Year | Annual Element |         |      |           | Total Estimated Cost | Source of Local Funds | Remarks  |
|------|---|---------|------|----------------|---------|------|-----------|----------------------|-----------------------|--|
|      |   |         |      | 2023           | 2024    | 2025 | 2026      |                      |                       |  |
| 1    | Acquisition of Equipment and Tools for the Maintenance Facilities Municipality of Aibonito                  | PRHTA   | 2018 | F              | 80,000  | -    | -         | 80,000               | Toll Credit           |  |
|      |   |         |      | S              | -       | -    | -         | -                    |                       |  |
|      |   |         |      | T              | 80,000  | -    | -         | 80,000               |                       |  |
| 2    | Design and Engineering for the Construction of Maintenance Facilities, Phase I Municipality of Aibonito     | PRHTA   | 2018 | F              | 50,400  | -    | -         | 50,400               | Toll Credit           |  |
|      |   |         |      | S              | -       | -    | -         | -                    |                       |  |
|      |   |         |      | T              | 50,400  | -    | -         | 50,400               |                       |  |
| 3    | Construction of the Maintenance Facilities, Phase II Municipality of Aibonito                               | PRHTA   | 2018 | F              | -       | -    | 310,980   | 310,980              | Toll Credit           |  |
|      |   |         |      | S              | -       | -    | -         | -                    |                       |  |
|      |   |         |      | T              | -       | -    | 310,980   | 310,980              |                       |  |
| 4    | Acquisition of two vehicles - 11 passengers for new routes Municipality of Aibonito                         | PRHTA   | 2019 | F              | 180,000 | -    | -         | 180,000              | Toll Credit           | Carryover FY 2018 TRAMS#5489-2020-18-  |
|      |   |         |      | S              | -       | -    | -         | -                    |                       |  |
|      |   |         |      | T              | 180,000 | -    | -         | 180,000              |                       |  |
| 5    | Design and Engineering for the Construction of Maintenance Facilities, Phase I Municipality of Barranquitas | PRHTA   | 2018 | F              | 51,064  | -    | -         | 51,064               | Toll Credit           | Carryover FY 2019  |
|      |   |         |      | S              | -       | -    | -         | -                    |                       |  |
|      |   |         |      | T              | 51,064  | -    | -         | 51,064               |                       |  |
| 6    | Construction of the Maintenance Facilities, Phase II Municipality of Barranquitas                           | PRHTA   | 2018 | F              | -       | -    | 357,608   | 357,608              | Toll Credit           | Carryover FY 2018  |
|      |   |         |      | S              | -       | -    | -         | -                    |                       |  |
|      |   |         |      | T              | -       | -    | 357,608   | 357,608              |                       |  |
| 7    | Improvement to Trolley Maintenance Garage, Phase II   | Bayamón | 2017 | F              | 144,000 | -    | -         | 144,000              | Toll Credit           | Carryover Funds \$144,000 FY 2013 Application under FTA Consideration. TRAMS App # 2008-2017-1 |
|      |   |         |      | S              | -       | -    | -         | -                    |                       |  |
|      |   |         |      | T              | 144,000 | -    | -         | 144,000              |                       |  |
| 8    | Improvement to Trolley Maintenance Garage, Phase II B   | Bayamón | 2017 | F              | -       | -    | 1,420,000 | 1,420,000            | Toll Credit           | TRAMS App # 2008-2017-1  |
|      |   |         |      | S              | -       | -    | -         | -                    |                       |  |
|      |   |         |      | T              | -       | -    | 1,420,000 | 1,420,000            |                       |  |
| 9    | Pedestrian and bicycle connection in Santa Cruz Sector  | Bayamón | 2023 | F              | -       | -    | 5,459,942 | 5,459,942            | Toll Credit           |  |
|      |   |         |      | S              | -       | -    | -         | -                    |                       |  |
|      |   |         |      | T              | -       | -    | 5,459,942 | 5,459,942            |                       |  |
| 10   | Operating Assistance for ADA Paratransit Program FY 2022  | Bayamón | 2022 | F              | 84,080  | -    | -         | 84,080               | Toll Credit           | TRAMS App # 2008-2023-1  |
|      |   |         |      | S              | -       | -    | -         | -                    |                       |  |
|      |   |         |      | T              | 84,080  | -    | -         | 84,080               |                       |  |
| 11   | Miscellaneous Support Equipment for Preventive Maintenance of Vehicles.                                     | Bayamón | 2022 | F              | 105,000 | -    | -         | 105,000              | Toll Credit           | TRAMS App # 2008-2023-1  |
|      |   |         |      | S              | -       | -    | -         | -                    |                       |  |
|      |   |         |      | T              | 105,000 | -    | -         | 105,000              |                       |  |
| 12   | Preventive Maintenance for Vehicles   | Bayamón | 2022 | F              | 120,000 | -    | -         | 120,000              | Toll Credit           | TRAMS App # 2008-2023-1  |
|      |   |         |      | S              | -       | -    | -         | -                    |                       |  |
|      |   |         |      | T              | 120,000 | -    | -         | 120,000              |                       |  |
| 13   | Preventive Maintenance for Transit Facilities   | Bayamón | 2022 | F              | 5,000   | -    | -         | 5,000                | Toll Credit           | TRAMS App # 2008-2023-1  |
|      |   |         |      | S              | -       | -    | -         | -                    |                       |  |
|      |   |         |      | T              | 5,000   | -    | -         | 5,000                |                       |  |



GOVERNMENT OF PUERTO RICO  
 PUERTO RICO DEPARTMENT OF TRANSPORTATION AND PUBLIC WORKS  
 PUERTO RICO HIGHWAY AND TRANSPORTATION AUTHORITY  
 STATEWIDE TRANSPORTATION IMPROVEMENT PROGRAM  
 FISCAL YEARS 2023-2026  
 AMENDMENT #1  
 Administrative Modification #1

SECTION 5307: SAN JUAN URBANIZED AREA (SJUA)

| Num. | Description   | Grantee | Year | Annual Element |           |      |      | Total Estimated Cost | Source of Local Funds | Remarks     |  |
|------|---|---------|------|----------------|-----------|------|------|----------------------|-----------------------|-------------|--|
|      |   |         |      | 2023           | 2024      | 2025 | 2026 |                      |                       |             |  |
| 14   | Acquisition of 4 New Vehicles for a New Route Expansion: 16 passengers for the Fixed Route Service and 1 Vehicle for Paratransit Service                | Bayamón | 2022 | F              | 410,000   | -    | -    | -                    | 410,000               | Toll Credit | TRAMS App # 2008-2023-1  |
|      |   |         |      | S              | -         | -    | -    | -                    | -                     |             |  |
|      |   |         |      | T              | 410,000   | -    | -    | -                    | 410,000               |             |  |
| 15   | Operating Assistance for ADA Paratransit Program  | Bayamón | 2023 | F              | 96,500    | -    | -    | -                    | 96,500                | Toll Credit |  |
|      |   |         |      | S              | -         | -    | -    | -                    | -                     |             |  |
|      |   |         |      | T              | 96,500    | -    | -    | -                    | 96,500                |             |  |
| 16   | Acquisition of 2 New Vehicles for a New Route Expansion: 16 Passengers for the Fixed Route and 2 New Vehicles for the Complementary Paratransit Service | Bayamón | 2023 | F              | 500,000   | -    | -    | -                    | 500,000               | Toll Credit |  |
|      |   |         |      | S              | -         | -    | -    | -                    | -                     |             |  |
|      |   |         |      | T              | 500,000   | -    | -    | -                    | 500,000               |             |  |
| 17   | Preventive Maintenance for Vehicles   | Bayamón | 2023 | F              | 100,000   | -    | -    | -                    | 100,000               | Toll Credit |  |
|      |   |         |      | S              | -         | -    | -    | -                    | -                     |             |  |
|      |   |         |      | T              | 100,000   | -    | -    | -                    | 100,000               |             |  |
| 18   | Preventive Maintenance for Transit Vehicles and Maintenance for Shelters and Terminals  | Bayamón | 2023 | F              | 5,000     | -    | -    | -                    | 5,000                 | Toll Credit |  |
|      |   |         |      | S              | -         | -    | -    | -                    | -                     |             |  |
|      |   |         |      | T              | 5,000     | -    | -    | -                    | 5,000                 |             |  |
| 19   | Additional Funds for the Renovation and Development of the Francisco Pereira Transportation Terminal  | Caguas  | 2022 | F              | 2,800,000 | -    | -    | -                    | 2,800,000             | Toll Credit |  |
|      |   |         |      | S              | -         | -    | -    | -                    | -                     |             |  |
|      |   |         |      | T              | 2,800,000 | -    | -    | -                    | 2,800,000             |             |  |
| 20   | Acquisition and Installation of 30 Bus Shelters for the Trolleys Routes   | Caguas  | 2023 | F              | 263,550   | -    | -    | -                    | 263,550               | Toll Credit | Condition to a planning evaluation of the location of the shelters |
|      |   |         |      | S              | -         | -    | -    | -                    | -                     |             |  |
|      |   |         |      | T              | 263,550   | -    | -    | -                    | 263,550               |             |  |
| 21   | Acquisition and Installation of 18 Security Cameras   | Caguas  | 2023 | F              | 6,200     | -    | -    | -                    | 6,200                 | Toll Credit |  |
|      |   |         |      | S              | -         | -    | -    | -                    | -                     |             |  |
|      |   |         |      | T              | 6,200     | -    | -    | -                    | 6,200                 |             |  |
| 22   | Acquisition of (20) Tablets and (5) Keyboards for Public Transportation System  | Caguas  | 2023 | F              | 83,775    | -    | -    | -                    | 83,775                | Toll Credit |  |
|      |   |         |      | S              | -         | -    | -    | -                    | -                     |             |  |
|      |   |         |      | T              | 83,775    | -    | -    | -                    | 83,775                |             |  |
| 23   | Acquisition and Instalation of 17 GPS for Fixed Route Vehicles.   | Caguas  | 2023 | F              | 4,250     | -    | -    | -                    | 4,250                 | Toll Credit |  |
|      |   |         |      | S              | -         | -    | -    | -                    | -                     |             |  |
|      |   |         |      | T              | 4,250     | -    | -    | -                    | 4,250                 |             |  |
| 24   | Study and Design Cycle Route PR-196, PR-156 and Avenue Regimiento 295 Infantería  | Caguas  | 2023 | F              | 414,111   | -    | -    | -                    | 414,111               | Toll Credit |  |
|      |   |         |      | S              | -         | -    | -    | -                    | -                     |             |  |
|      |   |         |      | T              | 414,111   | -    | -    | -                    | 414,111               |             |  |
| 25   | Study and Design Cycle Route Avenue Degetau, Avenue Luis Muñoz Marín (PR-32) and PR-183   | Caguas  | 2023 | F              | 414,111   | -    | -    | -                    | 414,111               | Toll Credit |  |
|      |   |         |      | S              | -         | -    | -    | -                    | -                     |             |  |
|      |   |         |      | T              | 414,111   | -    | -    | -                    | 414,111               |             |  |
| 26   | Study and Design Cycle Route Avenue José Mercado (PR-33), Avenue Rafael Cordero (PR-768) and PR-189 (Intersection with PR-1)                            | Caguas  | 2023 | F              | 414,111   | -    | -    | -                    | 414,111               | Toll Credit |  |
|      |   |         |      | S              | -         | -    | -    | -                    | -                     |             |  |
|      |   |         |      | T              | 414,111   | -    | -    | -                    | 414,111               |             |  |

GOVERNMENT OF PUERTO RICO  
 PUERTO RICO DEPARTMENT OF TRANSPORTATION AND PUBLIC WORKS  
 PUERTO RICO HIGHWAY AND TRANSPORTATION AUTHORITY  
 STATEWIDE TRANSPORTATION IMPROVEMENT PROGRAM  
 FISCAL YEARS 2023-2026  
 AMENDMENT #1  
 Administrative Modification #1

SECTION 5307: SAN JUAN URBANIZED AREA (SJUA)

| Num. | Description   | Grantee | Year | Annual Element |         |        |        | Total Estimated Cost | Source of Local Funds | Remarks |
|------|---|---------|------|----------------|---------|--------|--------|----------------------|-----------------------|---------|
|      |   |         |      | 2023           | 2024    | 2025   | 2026   |                      |                       |         |
| 27   | Design & NEPA for Maintenance Facilities of SITUR Municipality of Canóvanas   | PRHTA   | 2018 | F              | 45,000  | -      | -      | 45,000               | Toll Credit           |         |
|      |   |         |      | S              | -       | -      | -      | -                    |                       |         |
|      |   |         |      | T              | 45,000  | -      | -      | 45,000               |                       |         |
| 28   | Security System for bus stops of the Sistema de Transporte Colectivo de Canóvanas (SITUR) Municipality of Canóvanas | PRHTA   | 2019 | F              | 33,125  | -      | -      | 33,125               | Toll Credit           |         |
|      |   |         |      | S              | -       | -      | -      | -                    |                       |         |
|      |   |         |      | T              | 33,125  | -      | -      | 33,125               |                       |         |
| 29   | Preventive Maintenance for Public Transportation Municipality of Canóvanas  | PRHTA   | 2022 | F              | 152,400 | 76,200 | 76,200 | 304,800              | Toll Credit           |         |
|      |   |         |      | S              | -       | -      | -      | -                    |                       |         |
|      |   |         |      | T              | 152,400 | 76,200 | 76,200 | 304,800              |                       |         |
| 30   | Signs for the Trolley Route Municipality of Canóvanas   | PRHTA   | 2022 | F              | 47,388  | -      | -      | 47,388               | Toll Credit           |         |
|      |   |         |      | S              | -       | -      | -      | -                    |                       |         |
|      |   |         |      | T              | 47,388  | -      | -      | 47,388               |                       |         |
| 31   | P.A. System for six(6) Route Vehicles. Municipality of Canóvanas  | PRHTA   | 2022 | F              | 5,874   | -      | -      | 5,874                | Toll Credit           |         |
|      |   |         |      | S              | -       | -      | -      | -                    |                       |         |
|      |   |         |      | T              | 5,874   | -      | -      | 5,874                |                       |         |
| 32   | Automatic Passenger Counting and GPS for 14 Fixed Route Vehicles Municipality of Canóvanas                          | PRHTA   | 2022 | F              | 59,061  | -      | -      | 59,061               | Toll Credit           |         |
|      |   |         |      | S              | -       | -      | -      | -                    |                       |         |
|      |   |         |      | T              | 59,061  | -      | -      | 59,061               |                       |         |
| 33   | Drugs and Alcohol Test Municipality of Canóvanas  | PRHTA   | 2022 | F              | 6,300   | -      | -      | 6,300                | Toll Credit           |         |
|      |   |         |      | S              | -       | -      | -      | -                    |                       |         |
|      |   |         |      | T              | 6,300   | -      | -      | 6,300                |                       |         |
| 34   | Bus Shelter for SITUR Route Municipality of Canóvanas   | PRHTA   | 2022 | F              | 741,890 | -      | -      | 741,890              | Toll Credit           |         |
|      |   |         |      | S              | -       | -      | -      | -                    |                       |         |
|      |   |         |      | T              | 741,890 | -      | -      | 741,890              |                       |         |
| 35   | Real Time Mobile Application Municipality of Canóvanas  | PRHTA   | 2023 | F              | 67,000  | -      | -      | 67,000               | Toll Credit           |         |
|      |   |         |      | S              | -       | -      | -      | -                    |                       |         |
|      |   |         |      | T              | 67,000  | -      | -      | 67,000               |                       |         |
| 36   | Acquisition of Tablets Municipality of Canóvanas  | PRHTA   | 2023 | F              | 9,093   | -      | -      | 9,093                | Toll Credit           |         |
|      |   |         |      | S              | -       | -      | -      | -                    |                       |         |
|      |   |         |      | T              | 9,093   | -      | -      | 9,093                |                       |         |
| 37   | Acquisition of one (1) Administrative Vehicles for the Transportation System Municipality of Canóvanas              | PRHTA   | 2023 | F              | -       | 40,000 | -      | 40,000               | Toll Credit           |         |
|      |   |         |      | S              | -       | -      | -      | -                    |                       |         |
|      |   |         |      | T              | -       | 40,000 | -      | 40,000               |                       |         |

GOVERNMENT OF PUERTO RICO  
 PUERTO RICO DEPARTMENT OF TRANSPORTATION AND PUBLIC WORKS  
 PUERTO RICO HIGHWAY AND TRANSPORTATION AUTHORITY  
 STATEWIDE TRANSPORTATION IMPROVEMENT PROGRAM  
 FISCAL YEARS 2023-2026  
 AMENDMENT #1  
 Administrative Modification #1

SECTION 5307: SAN JUAN URBANIZED AREA (SJUA)

| Num. | Description  | Grantee  | Year | Annual Element |           |         |      | Total Estimated Cost | Source of Local Funds | Remarks  |
|------|--|----------|------|----------------|-----------|---------|------|----------------------|-----------------------|--|
|      |  |          |      | 2023           | 2024      | 2025    | 2026 |                      |                       |  |
| 38   | Drugs and Alcohol Test   | Carolina | 2020 | F              | 7,880     |         |      | 7,880                | Toll Credit           | \$4,880-Project in Application #2038-2020-3  |
|      |  |          |      | S              |           |         |      |                      |                       |  |
|      |  |          |      | T              | 7,880     |         |      | 7,880                |                       |  |
| 39   | Drivers and Physical Examination   | Carolina | 2020 | F              | 15,000    | 3,000   |      | 18,000               | Toll Credit           | \$15,000-Project in Application #2038-2020-3   |
|      |  |          |      | S              |           |         |      |                      |                       |  |
|      |  |          |      | T              | 15,000    | 3,000   |      | 18,000               |                       |  |
| 40   | Employee Education Training  | Carolina | 2020 | F              | 16,000    | 16,000  |      | 32,000               | Toll Credit           | \$16,000-Project in Application #2038-2020-3   |
|      |  |          |      | S              |           |         |      |                      |                       |  |
|      |  |          |      | T              | 16,000    | 16,000  |      | 32,000               |                       |  |
| 41   | Contracting on the Non-fixed ADA Paratransit Services                              | Carolina | 2020 | F              | 272,100   | 74,500  |      | 346,600              | Toll Credit           | Carryover Funds FY19 and FY20 \$197,600. FY22 \$74,500 Project Application 2038-2020-3 |
|      |  |          |      | S              |           |         |      |                      |                       |  |
|      |  |          |      | T              | 272,100   | 74,500  |      | 346,600              |                       |  |
| 42   | Acquisition of three (3) Laptops Computer Hardware and Software                    | Carolina | 2020 | F              | 5,174     |         |      | 5,174                | Toll Credit           | Carryover Funds FY2019-2022 Project in Application #2038-2020-3                        |
|      |  |          |      | S              |           |         |      |                      |                       |  |
|      |  |          |      | T              | 5,174     |         |      | 5,174                |                       |  |
| 43   | Project Management- Supervision of the Bus Shelters Construction (2nd Phase)       | Carolina | 2020 | F              | 25,645    |         |      | 25,645               | Toll Credit           | Carryover Funds 2020 (\$343,592)Application 2038-2020-3-P2                             |
|      |  |          |      | S              |           |         |      |                      |                       |  |
|      |  |          |      | T              | 25,645    |         |      | 25,645               |                       |  |
| 44   | Construction Management - Inspection of the Bus Shelters Construction (2nd Phase)  | Carolina | 2020 | F              | 112,197   |         |      | 112,197              | Toll Credit           | Carryover Funds 2020 - 2022(\$55,400).Application 2038-2020-3-P2                       |
|      |  |          |      | S              |           |         |      |                      |                       |  |
|      |  |          |      | T              | 112,197   |         |      | 112,197              |                       |  |
| 45   | Purchase of four (4) Low Floor Transit Buses for the Public Transportation System. | Carolina | 2020 | F              | 1,650,117 |         |      | 1,650,117            | Toll Credit           | Carryover Funds FY 2018 to FY2022 - Project in Application #2038-2020-3-P1             |
|      |  |          |      | S              |           |         |      |                      |                       |  |
|      |  |          |      | T              | 1,650,117 |         |      | 1,650,117            |                       |  |
| 46   | Purchase of two (2) Low Floor Transit Buses for the Public Transportation System.  | Carolina | 2020 | F              | 624,000   |         |      | 624,000              | Toll Credit           | Project in Application #2038-2020-3-P1   |
|      |  |          |      | S              |           |         |      |                      |                       |  |
|      |  |          |      | T              | 624,000   |         |      | 624,000              |                       |  |
| 47   | Purchase of Uniforms and Related Items for the Transit Service Drivers             | Carolina | 2020 | F              | 9,104     |         |      | 9,104                | Toll Credit           | Project in Application #2038-2020-3-P1   |
|      |  |          |      | S              |           |         |      |                      |                       |  |
|      |  |          |      | T              | 9,104     |         |      | 9,104                |                       |  |
| 48   | Design Transit Buses Yard, Staff Office and Driver Rest Area                       | Carolina | 2020 | F              | 389,605   |         |      | 389,605              | Toll Credit           | Project in Application #2038-2023-1  |
|      |  |          |      | S              |           |         |      |                      |                       |  |
|      |  |          |      | T              | 389,605   |         |      | 389,605              |                       |  |
| 49   | Construction of Transit Buses Yard, Staff Office and Driver Rest Area              | Carolina | 2020 | F              |           | 700,000 |      | 700,000              | Toll Credit           |  |
|      |  |          |      | S              |           |         |      |                      |                       |  |
|      |  |          |      | T              |           | 700,000 |      | 700,000              |                       |  |

GOVERNMENT OF PUERTO RICO  
 PUERTO RICO DEPARTMENT OF TRANSPORTATION AND PUBLIC WORKS  
 PUERTO RICO HIGHWAY AND TRANSPORTATION AUTHORITY  
 STATEWIDE TRANSPORTATION IMPROVEMENT PROGRAM  
 FISCAL YEARS 2023-2026  
 AMENDMENT #1  
 Administrative Modification #1

SECTION 5307: SAN JUAN URBANIZED AREA (SJUA)

| Num. | Description   | Grantee  | Year | Annual Element |         |         |           | Total Estimated Cost | Source of Local Funds | Remarks     |   |
|------|---|----------|------|----------------|---------|---------|-----------|----------------------|-----------------------|-------------|---|
|      |   |          |      | 2023           | 2024    | 2025    | 2026      |                      |                       |             |   |
| 50   | Design Rehab of Sidewalks/ Access Around the Bus Shelter  | Carolina | 2020 | F              | 76,418  | -       | -         | -                    | 76,418                | Toll Credit | Project in Application #2038-2023-1                                       |
|      |   |          |      | S              | -       | -       | -         | -                    | -                     |             |   |
|      |   |          |      | T              | 76,418  | -       | -         | -                    | 76,418                |             |   |
| 51   | Construction/ Rehab of Sidewalks/ Access Around the Bus Shelter   | Carolina | 2020 | F              | -       | 618,288 | -         | -                    | 618,288               | Toll Credit |   |
|      |   |          |      | S              | -       | -       | -         | -                    | -                     |             |   |
|      |   |          |      | T              | -       | 618,288 | -         | -                    | 618,288               |             |   |
| 52   | Preventive Maintenance  | Carolina | 2020 | F              | 687,184 | -       | -         | -                    | 687,184               | Toll Credit | \$343,592-Project in Application #2038-2020-3                             |
|      |   |          |      | S              | -       | -       | -         | -                    | -                     |             |   |
|      |   |          |      | T              | 687,184 | -       | -         | -                    | 687,184               |             |   |
| 53   | Intelligent Transportation System - Monthly Payment Support   | Carolina | 2020 | F              | 83,100  | 27,700  | -         | -                    | 110,800               | Toll Credit | \$55,400-Project in Application #2038-2020-3                              |
|      |   |          |      | S              | -       | -       | -         | -                    | -                     |             |   |
|      |   |          |      | T              | 83,100  | 27,700  | -         | -                    | 110,800               |             |   |
| 54   | Security Cameras Monthly Payment Support  | Carolina | 2020 | F              | 71,520  | 23,840  | -         | -                    | 95,360                | Toll Credit | \$47,680-Project in Application #2038-2020-3                              |
|      |   |          |      | S              | -       | -       | -         | -                    | -                     |             |   |
|      |   |          |      | T              | 71,520  | 23,840  | -         | -                    | 95,360                |             |   |
| 55   | Acquisition of twelve (12) transit buses to replace units that exceeded its useful life   | Carolina | 2022 | F              | -       | -       | 5,663,712 | -                    | 5,663,712             | Toll Credit | Carryover funds 2022 - Project in Application #2038-2023-1 12 x \$471,976 |
|      |   |          |      | S              | -       | -       | -         | -                    | -                     |             |   |
|      |   |          |      | T              | -       | -       | 5,663,712 | -                    | 5,663,712             |             |   |
| 56   | Acquisition of two (2) paratransit buses to replace units that exceeded its useful life   | Carolina | 2022 | F              | -       | 204,000 | -         | -                    | 204,000               | Toll Credit | Carryover funds 2022 - Project in Application #2038-2023-1 2x \$102,000   |
|      |   |          |      | S              | -       | -       | -         | -                    | -                     |             |   |
|      |   |          |      | T              | -       | 204,000 | -         | -                    | 204,000               |             |   |
| 57   | Acquisition of one (1) new support vehicle to replace units that exceeded its useful life   | Carolina | 2022 | F              | -       | -       | 42,839    | -                    | 42,839                | Toll Credit | Carryover funds 2022 - Project in Application #2038-2023-1                |
|      |   |          |      | S              | -       | -       | -         | -                    | -                     |             |   |
|      |   |          |      | T              | -       | -       | 42,839    | -                    | 42,839                |             |   |
| 58   | Acquisition and installation of security equipment (GPS/AVL, APC, Cameras, DVD, and Licenses) for 15 new Transit Buses  | Carolina | 2023 | F              | -       | 142,875 | -         | -                    | 142,875               | Toll Credit | Carryover Funds 2019  |
|      |   |          |      | S              | -       | -       | -         | -                    | -                     |             |   |
|      |   |          |      | T              | -       | 142,875 | -         | -                    | 142,875               |             |   |
| 59   | Acquisition and installation of security equipment: (GPS/AVL, APC, Cameras, DVD, and Licenses) for 12 New Transit Buses to replace units that exceeded its useful life.   | Carolina | 2024 | F              | -       | -       | 114,300   | -                    | 114,300               | Toll Credit |   |
|      |   |          |      | S              | -       | -       | -         | -                    | -                     |             |   |
|      |   |          |      | T              | -       | -       | 114,300   | -                    | 114,300               |             |   |
| 60   | Acquisition and installation of security equipment: (GPS/AVL, APC, Cameras, DVD, and Licenses) for 4 New Transit Buses for additional new route Terminal Iturregui-Plaza Escorial and Terminal Iturregui-Vistamar Marina. | Carolina | 2024 | F              | -       | 38,100  | -         | -                    | 38,100                | Toll Credit |   |
|      |   |          |      | S              | -       | -       | -         | -                    | -                     |             |   |
|      |   |          |      | T              | -       | 38,100  | -         | -                    | 38,100                |             |   |
| 61   | Acquisition and installation of security equipment (GPS/AVL, APC, Cameras, DVD, and Licenses) for two (2) new Paratransit Buses.  | Carolina | 2023 | F              | 19,050  | -       | -         | -                    | 19,050                | Toll Credit | Carryover Funds 2022  |
|      |   |          |      | S              | -       | -       | -         | -                    | -                     |             |   |
|      |   |          |      | T              | 19,050  | -       | -         | -                    | 19,050                |             |   |
| 62   | Improvement enhancements for Bus Stops (Waste Receptacle)   | Carolina | 2022 | F              | -       | -       | 518,000   | -                    | 518,000               | Toll Credit | Carryover funds 2022 - Project in Application #2038-2023-1                |
|      |   |          |      | S              | -       | -       | -         | -                    | -                     |             |   |
|      |   |          |      | T              | -       | -       | 518,000   | -                    | 518,000               |             |   |

GOVERNMENT OF PUERTO RICO  
 PUERTO RICO DEPARTMENT OF TRANSPORTATION AND PUBLIC WORKS  
 PUERTO RICO HIGHWAY AND TRANSPORTATION AUTHORITY  
 STATEWIDE TRANSPORTATION IMPROVEMENT PROGRAM  
 FISCAL YEARS 2023-2026  
 AMENDMENT #1  
 Administrative Modification #1

SECTION 5307: SAN JUAN URBANIZED AREA (SJUA)

| Num. | Description   | Grantee  | Year | Annual Element |        |         |      | Total Estimated Cost | Source of Local Funds | Remarks |
|------|---|----------|------|----------------|--------|---------|------|----------------------|-----------------------|---------|
|      |   |          |      | 2023           | 2024   | 2025    | 2026 |                      |                       |         |
| 63   | Design - Construction/Rehab Sidewalks/ Access Around the Bus Shelter  | Carolina | 2023 | F              | 16,204 |         |      | 16,204               | Toll Credit           |         |
|      |   |          |      | S              |        |         |      | -                    |                       |         |
|      |   |          |      | T              |        |         |      | -                    |                       |         |
| 64   | Inspection - Construction / Rehab of Sidewalks / Access Around the Bus Shelter  | Carolina | 2023 | F              |        | 10,311  |      | 10,311               | Toll Credit           |         |
|      |   |          |      | S              |        |         |      | -                    |                       |         |
|      |   |          |      | T              |        | 10,311  |      | -                    |                       |         |
| 65   | Supervision - Construction/Rehab Sidewalks/ Access Around the Bus Shelter   | Carolina | 2023 | F              |        | 4,419   |      | 4,419                | Toll Credit           |         |
|      |   |          |      | S              |        |         |      | -                    |                       |         |
|      |   |          |      | T              |        | 4,419   |      | -                    |                       |         |
| 66   | Construction/Rehab Sidewalks/ Access Around the Bus Shelter   | Carolina | 2023 | F              |        | 147,307 |      | 147,307              | Toll Credit           |         |
|      |   |          |      | S              |        |         |      | -                    |                       |         |
|      |   |          |      | T              |        | 147,307 |      | -                    |                       |         |
| 67   | Preventive Maintenance for Fixed Route Vehicles Municipality of Cataño  | PRHTA    | 2023 | F              | 21,500 |         |      | 21,500               | Toll Credit           |         |
|      |   |          |      | S              |        |         |      | -                    |                       |         |
|      |   |          |      | T              | 21,500 |         |      | -                    |                       |         |
| 68   | Operational Assistance for ADA Paratransit Municipality of Cataño   | PRHTA    | 2023 | F              | 26,171 |         |      | 26,171               | Toll Credit           |         |
|      |   |          |      | S              |        |         |      | -                    |                       |         |
|      |   |          |      | T              | 26,171 |         |      | -                    |                       |         |
| 69   | Preventive Maintenance for ADA Paratransit Municipality of Cataño   | PRHTA    | 2023 | F              | 7,700  |         |      | 7,700                | Toll Credit           |         |
|      |   |          |      | S              |        |         |      | -                    |                       |         |
|      |   |          |      | T              | 7,700  |         |      | -                    |                       |         |
| 70   | Repairs for the Public Terminal for Municipality of Cataño  | PRHTA    | 2023 | F              |        | 900,000 |      | 900,000              | Toll Credit           |         |
|      |   |          |      | S              |        |         |      | -                    |                       |         |
|      |   |          |      | T              |        | 900,000 |      | -                    |                       |         |
| 71   | Elevator Repairs for the Park and Ride Facility for Municipality of Cataño  | PRHTA    | 2023 | F              | 30,000 |         |      | 30,000               | Toll Credit           |         |
|      |   |          |      | S              |        |         |      | -                    |                       |         |
|      |   |          |      | T              | 30,000 |         |      | -                    |                       |         |
| 72   | Acquisition and Installation of PA Systems for four (4) Fixed Route Vechiles for Municipality of Cataño                           | PRHTA    | 2023 | F              | 7,912  |         |      | 7,912                | Toll Credit           |         |
|      |   |          |      | S              |        |         |      | -                    |                       |         |
|      |   |          |      | T              | 7,912  |         |      | -                    |                       |         |
| 73   | Acquisition Passanger Counters and Software, GPS Tracking Systemand Montly Feefor Fixed Route Services for Municipality of Cataño | PRHTA    | 2023 | F              | 80,660 |         |      | 80,660               | Toll Credit           |         |
|      |   |          |      | S              |        |         |      | -                    |                       |         |
|      |   |          |      | T              | 80,660 |         |      | -                    |                       |         |
| 74   | Office Equipment for Municipality of Cataño   | PRHTA    | 2023 | F              | 1,833  |         |      | 1,833                | Toll Credit           |         |
|      |   |          |      | S              |        |         |      | -                    |                       |         |
|      |   |          |      | T              | 1,833  |         |      | -                    |                       |         |
| 75   | Facility Maintenance Equipment for Municipality of Cataño   | PRHTA    | 2023 | F              | 49,500 |         |      | 49,500               | Toll Credit           |         |
|      |   |          |      | S              |        |         |      | -                    |                       |         |
|      |   |          |      | T              | 49,500 |         |      | -                    |                       |         |

GOVERNMENT OF PUERTO RICO  
 PUERTO RICO DEPARTMENT OF TRANSPORTATION AND PUBLIC WORKS  
 PUERTO RICO HIGHWAY AND TRANSPORTATION AUTHORITY  
 STATEWIDE TRANSPORTATION IMPROVEMENT PROGRAM  
 FISCAL YEARS 2023-2026  
 AMENDMENT #1  
 Administrative Modification #1

SECTION 5307: SAN JUAN URBANIZED AREA (SJUA)

| Num. | Description   | Grantee | Year | Annual Element |         |         |           | Total Estimated Cost | Source of Local Funds | Remarks                                     |
|------|---|---------|------|----------------|---------|---------|-----------|----------------------|-----------------------|---|
|      |   |         |      | 2023           | 2024    | 2025    | 2026      |                      |                       |   |
| 76   | Construction of Transportation Buses Maintenance & Garage Center  | Cayey   | 2019 | F              |         |         | 1,000,000 | 1,000,000            | Toll Credit           | Carryover Funds FY20 TRAMS App #5584-2022-1 |
|      |   |         |      | S              |         |         | -         | -                    |                       |   |
|      |   |         |      | T              |         |         | 1,000,000 | 1,000,000            |                       |   |
| 77   | Acquisition of two (2) 32 feet Minibuses of 24 passengers for the Replacement of two (2)30 feet Minibuses | Cayey   | 2020 | F              | -       | 540,000 | -         | 540,000              | Toll Credit           | Carryover Funds FY20 TRAMS App #5584-2022-1 |
|      |   |         |      | S              | -       | -       | -         | -                    |                       |   |
|      |   |         |      | T              | -       | 540,000 | -         | 540,000              |                       |   |
| 78   | Design of Pedestrian Bridge from Main Terminal to Turabo University                                       | Cayey   | 2020 | F              |         | 150,000 | -         | 150,000              |                       | Carryover Funds FY20 TRAMS App #5584-2022-1 |
|      |   |         |      | S              |         | -       | -         | -                    |                       |   |
|      |   |         |      | T              |         | 150,000 | -         | 150,000              |                       |   |
| 79   | Provision Paratransit Services in Accordance with ADA Regulations   | Cayey   | 2023 | F              | 218,399 |         |           | 218,399              | Toll Credit           |   |
|      |   |         |      | S              |         |         |           |                      |                       |   |
|      |   |         |      | T              | 218,399 |         |           | 218,399              |                       |   |
| 80   | Preventive Maintenance Cost for Falcities and Vehicles  | Cayey   | 2023 | F              | 120,000 |         |           | 120,000              | Toll Credit           |   |
|      |   |         |      | S              |         |         |           |                      |                       |   |
|      |   |         |      | T              | 120,000 |         |           | 120,000              |                       |   |
| 81   | Preventive Maintenance Cost for Ing. Angel Cabiya Terminal Municipality of Ciales                         | PRHTA   | 2022 | F              | 15,500  | -       | -         | 15,500               | Toll Credit           |   |
|      |   |         |      | S              | -       | -       | -         | -                    |                       |   |
|      |   |         |      | T              | 15,500  | -       | -         | 15,500               |                       |   |
| 82   | Elevator Repair at Ing. Angel Cabiya Terminal Municipality of Ciales                                      | PRHTA   | 2022 | F              | 2,560   | -       | -         | 2,560                | Toll Credit           |   |
|      |   |         |      | S              | -       | -       | -         | -                    |                       |   |
|      |   |         |      | T              | 2,560   | -       | -         | 2,560                |                       |   |
| 83   | Radio System for three (3) Fixed Routes Trolleys Municipality of Ciales                                   | PRHTA   | 2022 | F              | 4,185   | -       | -         | 4,185                | Toll Credit           |   |
|      |   |         |      | S              | -       | -       | -         | -                    |                       |   |
|      |   |         |      | T              | 4,185   | -       | -         | 4,185                |                       |   |
| 84   | Acquisition of Support Vehicle for the Transit System   | Cidra   | 2018 | F              | 50,000  | -       | -         | 50,000               | Toll Credit           |   |
|      |   |         |      | S              | -       | -       | -         | -                    |                       |   |
|      |   |         |      | T              | 50,000  | -       | -         | 50,000               |                       |   |
| 85   | Preventive Maintenance For three (3) New Vehicles   | Cidra   | 2023 | F              | -       | 26,310  | -         | 26,310               | Toll Credit           |   |
|      |   |         |      | S              | -       | -       | -         | -                    |                       |   |
|      |   |         |      | T              | -       | 26,310  | -         | 26,310               |                       |   |
| 86   | Adquisition of Equipment - Radio- Passenger Counter and Monitors  | Cidra   | 2023 | F              | 3,833   | -       | -         | 3,833                | Toll Credit           |   |
|      |   |         |      | S              | -       | -       | -         | -                    |                       |   |
|      |   |         |      | T              | 3,833   | -       | -         | 3,833                |                       |   |
| 87   | Preventive Maintenance Public Terminal  | Cidra   | 2023 | F              | 80,000  | 80,000  | 80,000    | 320,000              | Toll Credit           |   |
|      |   |         |      | S              | -       | -       | -         | -                    |                       |   |
|      |   |         |      | T              | 80,000  | 80,000  | 80,000    | 80,000               |                       |   |

GOVERNMENT OF PUERTO RICO  
 PUERTO RICO DEPARTMENT OF TRANSPORTATION AND PUBLIC WORKS  
 PUERTO RICO HIGHWAY AND TRANSPORTATION AUTHORITY  
 STATEWIDE TRANSPORTATION IMPROVEMENT PROGRAM  
 FISCAL YEARS 2023-2026  
 AMENDMENT #1  
 Administrative Modification #1

SECTION 5307: SAN JUAN URBANIZED AREA (SJUA)

| Num. | Description   | Grantee | Year | Annual Element |         |         |        | Total Estimated Cost | Source of Local Funds | Remarks              |
|------|---|---------|------|----------------|---------|---------|--------|----------------------|-----------------------|----------------------|
|      |   |         |      | 2023           | 2024    | 2025    | 2026   |                      |                       |                      |
| 88   | Improvements to streets, Municipal Roads and Sidewalk along One Stop on Fixed Trolley Route Municipality of Corozal         | PRHTA   | 2015 | F              | -       | 119,259 | -      | 119,259              | Toll Credit           |                      |
|      |   |         |      | S              | -       | -       | -      | -                    |                       |                      |
|      |   |         |      | T              | -       | 119,259 | -      | 119,259              |                       |                      |
| 89   | Acquisition and Installation of three (3) Bus Shelters and Signage Municipality of Corozal                                  | PRHTA   | 2018 | F              | 38,676  | -       | -      | 38,676               | Toll Credit           |                      |
|      |   |         |      | S              | -       | -       | -      | -                    |                       |                      |
|      |   |         |      | T              | 38,676  | -       | -      | 38,676               |                       |                      |
| 90   | Design for Construction of Sidewalks along Shelter and Stops; Eldery Center, City Hall & Dos Bocas. Municipality of Corozal | PRHTA   | 2018 | F              | 182,954 | -       | -      | 182,954              | Toll Credit           |                      |
|      |   |         |      | S              | -       | -       | -      | -                    |                       |                      |
|      |   |         |      | T              | 182,954 | -       | -      | 182,954              |                       |                      |
| 91   | Acquisition and Installation of Radio Communication Units for seven (7) Vehicles and Monthly Fees. Municipality of Corozal  | PRHTA   | 2022 | F              | 4,644   | 4,644   | 6,966  | 16,254               | Toll Credit           | Carryover Funds 2022 |
|      |   |         |      | S              | -       | -       | -      | -                    |                       |                      |
|      |   |         |      | T              | 4,644   | 4,644   | 6,966  | 16,254               |                       |                      |
| 92   | Acquisition and Installations of 67 Signage for Bus Stops Municipality of Corozal   | PRHTA   | 2022 | F              | 31,750  | -       | -      | 31,750               | Toll Credit           |                      |
|      |   |         |      | S              | -       | -       | -      | -                    |                       |                      |
|      |   |         |      | T              | 31,750  | -       | -      | 31,750               |                       |                      |
| 93   | Acquisition of GPS Systems for seven (7) Vehicles Municipality of Corozal   | PRHTA   | 2022 | F              | 298     | 298     | 445    | 1,041                | Toll Credit           |                      |
|      |   |         |      | S              | -       | -       | -      | -                    |                       |                      |
|      |   |         |      | T              | 298     | 298     | 445    | 1,041                |                       |                      |
| 94   | Acquisition of seven (7) passenger counters for vehicles, software, and hardware Municipality of Corozal                    | PRHTA   | 2022 | F              | 24,714  | 24,714  | 37,000 | 86,428               | Toll Credit           |                      |
|      |   |         |      | S              | -       | -       | -      | -                    |                       |                      |
|      |   |         |      | T              | 24,714  | 24,714  | 37,000 | 86,428               |                       |                      |
| 95   | Preventive Maintenance -Fixed Route and ADA Paratransit Service Vehicles Municipality of Corozal                            | PRHTA   | 2023 | F              | 40,000  | 60,000  | 91,850 | 183,550              | Toll Credit           |                      |
|      |   |         |      | S              | -       | -       | -      | -                    |                       |                      |
|      |   |         |      | T              | 40,000  | 60,000  | 91,850 | 183,550              |                       |                      |
| 96   | Rehabilitation of the Public Vehicles Terminal- José Taboa Ramírez Municipality of Corozal                                  | PRHTA   | 2023 | F              | 582,325 | -       | -      | 582,325              | Toll Credit           |                      |
|      |   |         |      | S              | -       | -       | -      | -                    |                       |                      |
|      |   |         |      | T              | 582,325 | -       | -      | 582,325              |                       |                      |

GOVERNMENT OF PUERTO RICO  
 PUERTO RICO DEPARTMENT OF TRANSPORTATION AND PUBLIC WORKS  
 PUERTO RICO HIGHWAY AND TRANSPORTATION AUTHORITY  
 STATEWIDE TRANSPORTATION IMPROVEMENT PROGRAM  
 FISCAL YEARS 2023-2026  
 AMENDMENT #1  
 Administrative Modification #1

SECTION 5307: SAN JUAN URBANIZED AREA (SJUA)

| Num. | Description  | Grantee    | Year | Annual Element |           |         |           | Total Estimated Cost | Source of Local Funds | Remarks     |  |
|------|--|------------|------|----------------|-----------|---------|-----------|----------------------|-----------------------|-------------|--|
|      |  |            |      | 2023           | 2024      | 2025    | 2026      |                      |                       |             |  |
| 97   | Preventive Maintenance Cost for Transit Fleet  | Dorado     | 2020 | F              | 25,817    | -       | -         | -                    | 25,817                | Toll Credit | TrAMS application #1917-2021-2                   |
|      |  |            |      | S              | -         | -       | -         | -                    | -                     |             |  |
|      |  |            |      | T              | 25,817    | -       | -         | -                    | 25,817                |             |  |
| 98   | Provision of Paratransit Services in Accordance with ADA Regulations                             | Dorado     | 2020 | F              | 151,592   | 80,000  | 81,610    | -                    | 313,202               | Toll Credit | TrAMS application #1917-2021-2                   |
|      |  |            |      | S              | -         | -       | -         | -                    | -                     |             |  |
|      |  |            |      | T              | 151,592   | 80,000  | 81,610    | -                    | 313,202               |             |  |
| 99   | Complete Street Project for Méndez Vigo West Avenue, Design Phase                                | Dorado     | 2020 | F              | 130,000   | -       | -         | -                    | 130,000               | Toll Credit | TrAMS application #1917-2021-1                   |
|      |  |            |      | S              | -         | -       | -         | -                    | -                     |             |  |
|      |  |            |      | T              | 130,000   | -       | -         | -                    | 130,000               |             |  |
| 100  | Complete Street Project for Méndez Vigo West Avenue, Construction Phase                          | Dorado     | 2020 | F              | -         | -       | 1,000,000 | -                    | 1,000,000             | Toll Credit | Carryover Funds FY2020                           |
|      |  |            |      | S              | -         | -       | -         | -                    | -                     |             |  |
|      |  |            |      | T              | -         | -       | 1,000,000 | -                    | 1,000,000             |             |  |
| 101  | Acquisition and Installation of Radio Communication Units for two (2) Vehicles and License Fees. | Dorado     | 2022 | F              | 15,549    | -       | -         | -                    | 15,549                | Toll Credit | Carryover Funds FY2020<br>TRAMS App.#1970-2022-1 |
|      |  |            |      | S              | -         | -       | -         | -                    | -                     |             |  |
|      |  |            |      | T              | 15,549    | -       | -         | -                    | 15,549                |             |  |
| 102  | Acquisition of two (2) Vehicle GPS Tracking Systems  | Dorado     | 2022 | F              | 298       | -       | -         | -                    | 298                   | Toll Credit |  |
|      |  |            |      | S              | -         | -       | -         | -                    | -                     |             |  |
|      |  |            |      | T              | 298       | -       | -         | -                    | 298                   |             |  |
| 103  | Preventive Maintenance-Fixed Route and Paratransit Service Vehicles                              | Dorado     | 2023 | F              | -         | 100,000 | -         | -                    | 110,726               | Toll Credit |  |
|      |  |            |      | S              | -         | -       | -         | -                    | -                     |             |  |
|      |  |            |      | T              | -         | 100,000 | -         | -                    | 110,726               |             |  |
| 104  | Operational Assistance-ADA Paratransit Service   | Dorado     | 2023 | F              | -         | -       | 82,479    | -                    | 82,479                | Toll Credit |  |
|      |  |            |      | S              | -         | -       | -         | -                    | -                     |             |  |
|      |  |            |      | T              | -         | -       | 82,479    | -                    | 82,479                |             |  |
| 105  | Acquisition and Installation of Bus Shelters and Signage   | Dorado     | 2023 | F              | 62,755    | -       | -         | -                    | 62,755                | Toll Credit |  |
|      |  |            |      | S              | -         | -       | -         | -                    | -                     |             |  |
|      |  |            |      | T              | 62,755    | -       | -         | -                    | 62,755                |             |  |
| 106  | Acquisition of two (2) fixed route vehicles  | Dorado     | 2023 | F              | 359,954   | -       | -         | -                    | 359,954               | Toll Credit |  |
|      |  |            |      | S              | -         | -       | -         | -                    | -                     |             |  |
|      |  |            |      | T              | 359,954   | -       | -         | -                    | 359,954               |             |  |
| 107  | Preliminary Design for Complete Streets in Ponce de Leon Ave.                                    | PRHTA/DTPW | 2023 | F              | 1,600,000 | -       | -         | -                    | 1,600,000             | Toll Credit |  |
|      |  |            |      | S              | -         | -       | -         | -                    | -                     |             |  |
|      |  |            |      | T              | 1,600,000 | -       | -         | -                    | 1,600,000             |             |  |



GOVERNMENT OF PUERTO RICO  
 PUERTO RICO DEPARTMENT OF TRANSPORTATION AND PUBLIC WORKS  
 PUERTO RICO HIGHWAY AND TRANSPORTATION AUTHORITY  
 STATEWIDE TRANSPORTATION IMPROVEMENT PROGRAM  
 FISCAL YEARS 2023-2026  
 AMENDMENT #1  
 Administrative Modification #1

SECTION 5307: SAN JUAN URBANIZED AREA (SJUA)

| Num. | Description   | Grantee  | Year | Annual Element |           |           |           | Total Estimated Cost | Source of Local Funds | Remarks     |  |
|------|---|----------|------|----------------|-----------|-----------|-----------|----------------------|-----------------------|-------------|--|
|      |   |          |      | 2023           | 2024      | 2025      | 2026      |                      |                       |             |  |
| 108  | Replacement of three (3) vehicles 35ft /36 Passengers   | Guaynabo | 2022 | F              | 1,260,000 | -         | -         | -                    | 1,260,000             | Toll Credit |  |
|      |   |          |      | S              | -         | -         | -         | -                    | -                     |             |  |
|      |   |          |      | T              | 1,260,000 | -         | -         | -                    | 1,260,000             |             |  |
| 109  | Rebuilt and Renovation of Terminal's Roof and Terminal Administrative Offices by stages                 | Guaynabo | 2022 | F              | -         | 3,000,000 | 3,000,000 | -                    | 6,000,000             | Toll Credit |  |
|      |   |          |      | S              | -         | -         | -         | -                    | -                     |             |  |
|      |   |          |      | T              | -         | 3,000,000 | 3,000,000 | -                    | 6,000,000             |             |  |
| 110  | Operational Assistance for ADA Paratransit Program  | Guaynabo | 2023 | F              | 93,726    | -         | -         | -                    | 93,726                | Toll Credit |  |
|      |   |          |      | S              | -         | -         | -         | -                    | -                     |             |  |
|      |   |          |      | T              | 93,726    | -         | -         | -                    | 93,726                |             |  |
| 111  | Preventive Maintenance of Transportation Fleet  | Guaynabo | 2023 | F              | 333,239   | -         | -         | -                    | 333,239               | Toll Credit |  |
|      |   |          |      | S              | -         | -         | -         | -                    | -                     |             |  |
|      |   |          |      | T              | 333,239   | -         | -         | -                    | 333,239               |             |  |
| 112  | Replacement of four (4) 35' Buses   | Guaynabo | 2023 | F              | -         | 2,000,000 | -         | -                    | 2,000,000             | Toll Credit | 5307- \$1.3M<br>5339 - \$700K  |
|      |   |          |      | S              | -         | -         | -         | -                    | -                     |             |  |
|      |   |          |      | T              | -         | 2,000,000 | -         | -                    | 2,000,000             |             |  |
| 113  | Personal Safety Equipment for Drivers   | Guaynabo | 2023 | F              | 22,132    | -         | -         | -                    | 22,132                | Toll Credit |  |
|      |   |          |      | S              | -         | -         | -         | -                    | -                     |             |  |
|      |   |          |      | T              | 22,132    | -         | -         | -                    | 22,132                |             |  |
| 114  | Acquisition and Installation of Security Cameras System for the Publico Terminal Municipality of Gurabo | Gurabo   | 2019 | F              | 30,000    | -         | -         | -                    | 30,000                | Toll Credit | Carryover Funds 2019   |
|      |   |          |      | S              | -         | -         | -         | -                    | -                     |             |  |
|      |   |          |      | T              | 30,000    | -         | -         | -                    | 30,000                |             |  |
| 115  | Construction of Bus Stop with Solar System Municipality of Gurabo                                       | Gurabo   | 2020 | F              | 233,800   | -         | -         | -                    | 233,800               | Toll Credit | Carryover Funds 2020   |
|      |   |          |      | S              | -         | -         | -         | -                    | -                     |             |  |
|      |   |          |      | T              | 233,800   | -         | -         | -                    | 233,800               |             |  |
| 116  | Drug and Alcohol Test Municipality of Gurabo  | Gurabo   | 2020 | F              | 6,250     | -         | -         | -                    | 6,250                 | Toll Credit | Carryover Funds 2020   |
|      |   |          |      | S              | -         | -         | -         | -                    | -                     |             |  |
|      |   |          |      | T              | 6,250     | -         | -         | -                    | 6,250                 |             |  |
| 117  | Training and Travel Municipality of Gurabo  | Gurabo   | 2022 | F              | 10,000    | 5,000     | 5,000     | -                    | 20,000                | Toll Credit | Carryover Funds 2022 (5,000)   |
|      |   |          |      | S              | -         | -         | -         | -                    | -                     |             |  |
|      |   |          |      | T              | 10,000    | 5,000     | 5,000     | -                    | 20,000                |             |  |
| 118  | Operational Assistance for ADA Paratransit Services 5307 for Municipality of Gurabo                     | Gurabo   | 2022 | F              | 71,401    | 71,401    | 71,401    | 71,401               | 214,203               | Toll Credit | Carryover funds from FY2016 to FY021 fo \$71,401 per year. Carryover 2022 (49,807) |
|      |   |          |      | S              | -         | -         | -         | -                    | -                     |             |  |
|      |   |          |      | T              | 71,401    | 71,401    | 71,401    | 71,401               | 214,203               |             |  |

GOVERNMENT OF PUERTO RICO  
 PUERTO RICO DEPARTMENT OF TRANSPORTATION AND PUBLIC WORKS  
 PUERTO RICO HIGHWAY AND TRANSPORTATION AUTHORITY  
 STATEWIDE TRANSPORTATION IMPROVEMENT PROGRAM  
 FISCAL YEARS 2023-2026  
 AMENDMENT #1  
 Administrative Modification #1

SECTION 5307: SAN JUAN URBANIZED AREA (SJUA)

| Num. | Description  | Grantee | Year | Annual Element |           |           |      | Total Estimated Cost | Source of Local Funds | Remarks     |   |
|------|--|---------|------|----------------|-----------|-----------|------|----------------------|-----------------------|-------------|---|
|      |  |         |      | 2023           | 2024      | 2025      | 2026 |                      |                       |             |   |
| 119  | Purchase and Installation of three (3) Radio Communication System Municipality of Gurabo                           | Gurabo  | 2022 | F              | 3,312     | -         | -    | -                    | 3,312                 | Toll Credit | Carryover Funds 2022                                    |
|      |  |         |      | S              | -         | -         | -    | -                    | -                     |             |   |
|      |  |         |      | T              | 3,312     | -         | -    | -                    | 3,312                 |             |   |
| 120  | Purchase and Installation of three (3) GPS Tracking System Municipality of Gurabo                                  | Gurabo  | 2022 | F              | 447       | -         | -    | -                    | 447                   | Toll Credit | Carryover Funds 2022                                    |
|      |  |         |      | S              | -         | -         | -    | -                    | -                     |             |   |
|      |  |         |      | T              | 447       | -         | -    | -                    | 447                   |             |   |
| 121  | Wrapping for FTA Vehicles  | Gurabo  | 2023 | F              | 22,500    | -         | -    | -                    | 22,500                | Toll Credit |   |
|      |  |         |      | S              | -         | -         | -    | -                    | -                     |             |   |
|      |  |         |      | T              | 22,500    | -         | -    | -                    | 22,500                |             |   |
| 122  | Preventive Maintenance Fixed Route Vehicle   | Gurabo  | 2023 | F              | 38,500    | -         | -    | -                    | 38,500                | Toll Credit |   |
|      |  |         |      | S              | -         | -         | -    | -                    | -                     |             |   |
|      |  |         |      | T              | 38,500    | -         | -    | -                    | 38,500                |             |   |
| 123  | Acquisition and Installation of 57 Bus Stops   | Gurabo  | 2023 | F              | 45,144    | -         | -    | -                    | 45,144                | Toll Credit |   |
|      |  |         |      | S              | -         | -         | -    | -                    | -                     |             |   |
|      |  |         |      | T              | 45,144    | -         | -    | -                    | 45,144                |             |   |
| 124  | Acquisition of Support Vehicles  | Gurabo  | 2023 | F              | 50,300    | 212,425   | -    | -                    | 262,725               | Toll Credit | Administrative Vehicle- \$50,300<br>Tow Truck-\$212,425 |
|      |  |         |      | S              | -         | -         | -    | -                    | -                     |             |   |
|      |  |         |      | T              | 50,300    | 212,425   | -    | -                    | 262,725               |             |   |
| 125  | Acquisition of two (2) Fixed Route-ADA Vehicle for Service Expansion   | Gurabo  | 2023 | F              | 359,954   | -         | -    | -                    | 359,954               | Toll Credit |   |
|      |  |         |      | S              | -         | -         | -    | -                    | -                     |             |   |
|      |  |         |      | T              | 359,954   | -         | -    | -                    | 359,954               |             |   |
| 126  | Acquisition of Computers, Equipment and Software for Vehicles  | Gurabo  | 2023 | F              | 282,079   | 282,079   | -    | -                    | 564,159               | Toll Credit |   |
|      |  |         |      | S              | -         | -         | -    | -                    | -                     |             |   |
|      |  |         |      | T              | 282,079   | 282,079   | -    | -                    | 564,159               |             |   |
| 127  | Acquisition of one (1) ADA Complementary Service Vehicle   | Gurabo  | 2023 | F              | 179,977   | -         | -    | -                    | 179,977               | Toll Credit |   |
|      |  |         |      | S              | -         | -         | -    | -                    | -                     |             |   |
|      |  |         |      | T              | 179,977   | -         | -    | -                    | 179,977               |             |   |
| 128  | Rehabilitation of the FTA Terminal Building (A&E)- 2023  | Gurabo  | 2023 | F              | 168,000   | -         | -    | -                    | 168,000               | Toll Credit |   |
|      |  |         |      | S              | -         | -         | -    | -                    | -                     |             |   |
|      |  |         |      | T              | 168,000   | -         | -    | -                    | 168,000               |             |   |
| 129  | Rehabilitation of the FTA Terminal Building Construction   | Gurabo  | 2023 | F              | -         | 1,500,000 | -    | -                    | 2,030,880             | Toll Credit |   |
|      |  |         |      | S              | -         | -         | -    | -                    | -                     |             |   |
|      |  |         |      | T              | -         | 1,500,000 | -    | -                    | 2,030,880             |             |   |
| 130  | Rehabilitation of the FTA Maintenance Facility   | Gurabo  | 2023 | F              | 131,995   | -         | -    | -                    | 131,995               | Toll Credit |   |
|      |  |         |      | S              | -         | -         | -    | -                    | -                     |             |   |
|      |  |         |      | T              | 131,995   | -         | -    | -                    | 131,995               |             |   |
| 131  | Rehabilitation and Renovate Sidewalks within distance (0.5 miles) of Transit Stops along the Transportation System | Gurabo  | 2023 | F              | 1,479,500 | -         | -    | -                    | 1,479,500             | Toll Credit |   |
|      |  |         |      | S              | -         | -         | -    | -                    | -                     |             |   |
|      |  |         |      | T              | 1,479,500 | -         | -    | -                    | 1,479,500             |             |   |

GOVERNMENT OF PUERTO RICO  
 PUERTO RICO DEPARTMENT OF TRANSPORTATION AND PUBLIC WORKS  
 PUERTO RICO HIGHWAY AND TRANSPORTATION AUTHORITY  
 STATEWIDE TRANSPORTATION IMPROVEMENT PROGRAM  
 FISCAL YEARS 2023-2026  
 AMENDMENT #1  
 Administrative Modification #1

SECTION 5307: SAN JUAN URBANIZED AREA (SJUA)

| Num. | Description  | Grantee | Year | Annual Element |         |      |         | Total Estimated Cost | Source of Local Funds | Remarks     |  |
|------|--|---------|------|----------------|---------|------|---------|----------------------|-----------------------|-------------|--|
|      |  |         |      | 2023           | 2024    | 2025 | 2026    |                      |                       |             |  |
| 132  | Replacement of Twelve (12) Bus Passenger Shelter for Existing Trolley Route  | Humacao | 2013 | F              | -       | -    | -       | 144,000              | 144,000               | Toll Credit | Projects in Application 5567-2020-2-P1           |
|      |  |         |      | S              | -       | -    | -       | -                    | -                     |             |  |
|      |  |         |      | T              | -       | -    | -       | 144,000              | 144,000               |             |  |
| 133  | Installation of 36 Bus Stops for New Trolley Routes  | Humacao | 2014 | F              | -       | -    | -       | 8,640                | 8,640                 | Toll Credit | Project in Application 5567-2020-2-P1            |
|      |  |         |      | S              | -       | -    | -       | -                    | -                     |             |  |
|      |  |         |      | T              | -       | -    | -       | 8,640                | 8,640                 |             |  |
| 134  | Purchase of Computer Equipment and Radio Communication System  | Humacao | 2018 | F              | 14,728  | -    | -       | -                    | 14,728                | Toll Credit | Carryover Funds FY2020                           |
|      |  |         |      | S              | -       | -    | -       | -                    | -                     |             |  |
|      |  |         |      | T              | 14,728  | -    | -       | -                    | 14,728                |             |  |
| 135  | Purchase of Equipment for Municipal Transit Garage   | Humacao | 2018 | F              | 2,200   | -    | -       | -                    | 2,200                 | Toll Credit | Carryover Funds FY2019 \$1,410 to FY2020 \$2,820 |
|      |  |         |      | S              | -       | -    | -       | -                    | -                     |             |  |
|      |  |         |      | T              | 2,200   | -    | -       | -                    | 2,200                 |             |  |
| 136  | Drugs and Alcohol Test and Physical Examination for SITRAH Drivers   | Humacao | 2019 | F              | 4,230   | -    | -       | -                    | 4,230                 | Toll Credit | Carryover Funds FY19 \$1,410 to FY20 \$2,820     |
|      |  |         |      | S              | -       | -    | -       | -                    | -                     |             |  |
|      |  |         |      | T              | 4,230   | -    | -       | -                    | 4,230                 |             |  |
| 137  | Acquisition of seven (7) Fixed Route Vehicles  | Humacao | 2023 | F              | 245,657 | -    | -       | -                    | 245,657               | Toll Credit |  |
|      |  |         |      | S              | -       | -    | -       | -                    | -                     |             |  |
|      |  |         |      | T              | 245,657 | -    | -       | -                    | 245,657               |             |  |
| 138  | Preventive Maintenance Cost for nine (9) Vehicles  | Juncos  | 2014 | F              | -       | -    | 75,000  | -                    | 75,000                | Toll Credit | Project in Application 3050-2021-1-P1            |
|      |  |         |      | S              | -       | -    | -       | -                    | -                     |             |  |
|      |  |         |      | T              | -       | -    | 75,000  | -                    | 75,000                |             |  |
| 139  | Purchase of Equipment for Municipal Transit Garage   | Juncos  | 2013 | F              | -       | -    | 20,000  | -                    | 20,000                | Toll Credit | Project in Application 3050-2021-1-P1            |
|      |  |         |      | S              | -       | -    | -       | -                    | -                     |             |  |
|      |  |         |      | T              | -       | -    | 20,000  | -                    | 20,000                |             |  |
| 140  | Replacement of two(2) 30 Ft vehicles   | Juncos  | 2018 | F              | 320,000 | -    | -       | -                    | 320,000               | Toll Credit | Project in Application 3050-2021-1-P1            |
|      |  |         |      | S              | -       | -    | -       | -                    | -                     |             |  |
|      |  |         |      | T              | 320,000 | -    | -       | -                    | 320,000               |             |  |
| 141  | Reconstruction of Sidewalks, Curbs and Gutters along Main Transit Routes to Acces Transit Stops, including Engineering and Supervision.(Phase 3) | Juncos  | 2019 | F              | -       | -    | 725,000 | -                    | 725,000               | Toll Credit | Project in Application 3050-2021-1-P1            |
|      |  |         |      | S              | -       | -    | -       | -                    | -                     |             |  |
|      |  |         |      | T              | -       | -    | 725,000 | -                    | 725,000               |             |  |
| 142  | Reconstruction of Sidewalks, Curbs and Gutters along Main Transit Routes to Acces Transit Stops, including Engineering and Supervision.(Phase 3) | Juncos  | 2020 | F              | -       | -    | 250,000 | -                    | 250,000               | Toll Credit | Project in Application 3050-2021-1-P1            |
|      |  |         |      | S              | -       | -    | -       | -                    | -                     |             |  |
|      |  |         |      | T              | -       | -    | 250,000 | -                    | 250,000               |             |  |
| 143  | Employee Trainings   | Juncos  | 2020 | F              | 16,000  | -    | -       | -                    | 16,000                | Toll Credit | Carryover Funds FY16                             |
|      |  |         |      | S              | -       | -    | -       | -                    | -                     |             |  |
|      |  |         |      | T              | 16,000  | -    | -       | -                    | 16,000                |             |  |

GOVERNMENT OF PUERTO RICO  
 PUERTO RICO DEPARTMENT OF TRANSPORTATION AND PUBLIC WORKS  
 PUERTO RICO HIGHWAY AND TRANSPORTATION AUTHORITY  
 STATEWIDE TRANSPORTATION IMPROVEMENT PROGRAM  
 FISCAL YEARS 2023-2026  
 AMENDMENT #1  
 Administrative Modification #1

SECTION 5307: SAN JUAN URBANIZED AREA (SJUA)

| Num. | Description   | Grantee | Year | Annual Element |            |           |           | Total Estimated Cost | Source of Local Funds | Remarks      |  |
|------|---|---------|------|----------------|------------|-----------|-----------|----------------------|-----------------------|--------------|--|
|      |   |         |      | 2023           | 2024       | 2025      | 2026      |                      |                       |              |  |
| 144  | Replacement six (6) Vehicles - four (4) Bus for 30 feet / two (2) Bus Paratransit   | Juncos  | 2022 | F              | 1,090,000  | -         | -         | -                    | 1,090,000             | Toll Credit  | Carryover FY18                                       |
|      |   |         |      | S              | -          | -         | -         | -                    | -                     |              |  |
|      |   |         |      | T              | 1,090,000  | -         | -         | -                    | 1,090,000             |              |  |
| 145  | Paratransit Program Preventive Maintenance  | Juncos  | 2022 | F              | 88,010     | -         | -         | -                    | 88,010                | Toll Credit  | FY18 \$61,882 & FY19 \$61,882 FY20 \$66,301          |
|      |   |         |      | S              | -          | -         | -         | -                    | -                     |              |  |
|      |   |         |      | T              | 88,010     | -         | -         | -                    | 88,010                |              |  |
| 146  | Paratransit Program Operational   | Juncos  | 2022 | F              | 193,076    | -         | -         | -                    | 193,076               | Toll Credit  |  |
|      |   |         |      | S              | -          | -         | -         | -                    | -                     |              |  |
|      |   |         |      | T              | 193,076    | -         | -         | -                    | 193,076               |              |  |
| 147  | Facilities Maintenance  | Juncos  | 2022 | F              | 10,000     | -         | -         | -                    | 10,000                | Toll Credit  | Subject to complete Grant in TRAMs. Carryover FY2018 |
|      |   |         |      | S              | -          | -         | -         | -                    | -                     |              |  |
|      |   |         |      | T              | 10,000     | -         | -         | -                    | 10,000                |              |  |
| 148  | Reconstruction of Sidewalks Curbs and Gutters along Main Transit Route to Access Transit Stops                                      | Juncos  | 2022 | F              | -          | 650,000   | -         | -                    | 650,000               | Toll Credit  |  |
|      |   |         |      | S              | -          | -         | -         | -                    | -                     |              |  |
|      |   |         |      | T              | -          | 650,000   | -         | -                    | 650,000               |              |  |
| 149  | Engineering, Design and Environmental Compliance for the Construction of Maintenance Facilities Phase I Municipality of Las Piedras | PRHTA   | 2016 | F              | -          | 120,000   | -         | -                    | 120,000               | Toll Credit  |  |
|      |   |         |      | S              | -          | -         | -         | -                    | -                     |              |  |
|      |   |         |      | T              | -          | 120,000   | -         | -                    | 120,000               |              |  |
| 150  | Construction of Maintenance Facilities, Phase II Municipality of Las Piedras  | PRHTA   | 2018 | F              | -          | -         | 200,000   | -                    | 200,000               | Toll Credits |  |
|      |   |         |      | S              | -          | -         | -         | -                    | -                     |              |  |
|      |   |         |      | T              | -          | -         | 200,000   | -                    | 200,000               |              |  |
| 151  | Preventive Maintenance for the Fixed Route and Paratransit Fleet  | MBA     | 2018 | F              | 12,000,000 | -         | 5,000,000 | -                    | 17,000,000            | Toll Credits |  |
|      |   |         |      | S              | -          | -         | -         | -                    | -                     |              |  |
|      |   |         |      | T              | 12,000,000 | -         | 5,000,000 | -                    | 17,000,000            |              |  |
| 152  | Renovation of the Workshop Area; Replacement of the Overhaul Oil Distribution System; Replacement of Hydraulic Lifts                | MBA     | 2022 | F              | 4,056,000  | -         | -         | -                    | 4,056,000             | Toll Credits |  |
|      |   |         |      | S              | -          | -         | -         | -                    | -                     |              |  |
|      |   |         |      | T              | 4,056,000  | -         | -         | -                    | 4,056,000             |              |  |
| 153  | Software and Hardware   | MBA     | 2022 | F              | 600,000    | -         | -         | -                    | 600,000               | Toll Credits |  |
|      |   |         |      | S              | -          | -         | -         | -                    | -                     |              |  |
|      |   |         |      | T              | 600,000    | -         | -         | -                    | 600,000               |              |  |
| 154  | Acquisition of the Units for the Paratransit Fleet  | MBA     | 2023 | F              | -          | 1,000,000 | -         | -                    | 1,000,000             | Toll Credits | Project to be transferred to Section 5339            |
|      |   |         |      | S              | -          | -         | -         | -                    | -                     |              |  |
|      |   |         |      | T              | -          | 1,000,000 | -         | -                    | 1,000,000             |              |  |

GOVERNMENT OF PUERTO RICO  
 PUERTO RICO DEPARTMENT OF TRANSPORTATION AND PUBLIC WORKS  
 PUERTO RICO HIGHWAY AND TRANSPORTATION AUTHORITY  
 STATEWIDE TRANSPORTATION IMPROVEMENT PROGRAM  
 FISCAL YEARS 2023-2026  
 AMENDMENT #1  
 Administrative Modification #1

SECTION 5307: SAN JUAN URBANIZED AREA (SJUA)

| Num. | Description  | Grantee | Year | Annual Element |            |         |         | Total Estimated Cost | Source of Local Funds | Remarks  |
|------|--|---------|------|----------------|------------|---------|---------|----------------------|-----------------------|--|
|      |  |         |      | 2023           | 2024       | 2025    | 2026    |                      |                       |  |
| 155  | Replacement of 30 Buses Route Fleet  | MBA     | 2023 | F              | 20,000,000 |         |         | 20,000,000           | Toll Credits          |  |
|      |  |         |      | S              |            |         |         |                      |                       |  |
|      |  |         |      | T              | 20,000,000 |         |         | 20,000,000           |                       |  |
| 156  | Upgrade of the Infrastructure of the Radio Communications System   | MBA     | 2023 | F              | 2,070,000  |         |         | 2,070,000            | Toll Credits          |  |
|      |  |         |      | S              |            |         |         |                      |                       |  |
|      |  |         |      | T              | 2,070,000  |         |         | 2,070,000            |                       |  |
| 157  | Renovation and Maintenance of the AMA's Site Facility Building   | MBA     | 2023 | F              | 500,000    |         |         | 500,000              | Toll Credits          |  |
|      |  |         |      | S              |            |         |         |                      |                       |  |
|      |  |         |      | T              | 500,000    |         |         | 500,000              |                       |  |
| 158  | Miscellaneous Support Equipment  | MBA     | 2023 | F              | 400,000    |         |         | 400,000              | Toll Credits          |  |
|      |  |         |      | S              |            |         |         |                      |                       |  |
|      |  |         |      | T              | 400,000    |         |         | 400,000              |                       |  |
| 159  | Upgrade of Software and Hardware (IT)  | MBA     | 2023 | F              |            | 600,000 |         | 600,000              | Toll Credits          |  |
|      |  |         |      | S              |            |         |         |                      |                       |  |
|      |  |         |      | T              |            | 600,000 |         | 600,000              |                       |  |
| 160  | Acquisition of three (3) Mini Buses of 16 to 25 Passengers - Morovis   | PRHTA   | 2022 | F              | 380,340    | -       | -       | 380,340              | Toll Credits          | Project in Application 5489-2022-12 Section 5307                               |
|      |  |         |      | S              |            |         |         |                      |                       |  |
|      |  |         |      | T              | 380,340    | -       | -       | 380,340              |                       |  |
| 161  | Construction of 13 Bus Shelter for Fixed Routes Municipality of Morovis  | PRHTA   | 2022 | F              | 53,300     | -       | -       | 53,300               | Toll Credits          |  |
|      |  |         |      | S              |            |         |         |                      |                       |  |
|      |  |         |      | T              | 53,300     | -       | -       | 53,300               |                       |  |
| 162  | Signage for Bus Stops, Route Information and Cross Walks on Fixed Route - Morovis  | PRHTA   | 2022 | F              | 10,000     | -       | -       | 10,000               | Toll Credits          | Project in Application 5489-2022-12 Section 5307                               |
|      |  |         |      | S              |            |         |         |                      |                       |  |
|      |  |         |      | T              | 10,000     | -       | -       | 10,000               |                       |  |
| 163  | Preventive Maintenance for Transit Fleet - Municipality of Morovis   | PRHTA   | 2022 | F              | -          | -       | 4,000   | 4,000                | Toll Credits          | Carryover FY2017   |
|      |  |         |      | S              | -          | -       | -       | -                    |                       |  |
|      |  |         |      | T              | -          | -       | 4,000   | 4,000                |                       |  |
| 164  | Drugs and Alcohol Testing - Municipality of Morovis  | PRHTA   | 2022 | F              | -          | 1,250   | 1,250   | 3,750                | Toll Credits          |  |
|      |  |         |      | S              | -          | -       | -       | -                    |                       |  |
|      |  |         |      | T              | -          | 1,250   | 1,250   | 1,250                |                       |  |
| 165  | Additional funding - Improvements of the Public Transportation Terminal - Municipality of Morovis  | PRHTA   | 2023 | F              | 467,000    |         |         | 467,000              | Toll Credits          | Additional funding for Improvements of the Public Terminal: Original \$813,120 |
|      |  |         |      | S              |            |         |         |                      |                       |  |
|      |  |         |      | T              | 467,000    |         |         | 467,000              |                       |  |
| 166  | Acquisition of two (2) Buses- 11 passengers for Fixed Routes for the Municipality of Naranjito   | PRHTA   | 2019 | F              |            |         | 160,000 | 160,000              | Toll Credits          |  |
|      |  |         |      | S              |            |         |         |                      |                       |  |
|      |  |         |      | T              |            |         | 160,000 | 160,000              |                       |  |
| 167  | Improvements to existing Ignacio Morales Acosta Street (sidewalks and pedestrian walkway) for Full Street Concept to Connect with the Collective Transportation Terminal of the Municipality of Naranjito (Phase 1 of 2) | PRHTA   | 2020 | F              |            |         | 86,948  | 86,948               | Toll Credits          |  |
|      |  |         |      | S              |            |         |         |                      |                       |  |
|      |  |         |      | T              |            |         | 86,948  | 86,948               |                       |  |

GOVERNMENT OF PUERTO RICO  
 PUERTO RICO DEPARTMENT OF TRANSPORTATION AND PUBLIC WORKS  
 PUERTO RICO HIGHWAY AND TRANSPORTATION AUTHORITY  
 STATEWIDE TRANSPORTATION IMPROVEMENT PROGRAM  
 FISCAL YEARS 2023-2026  
 AMENDMENT #1  
 Administrative Modification #1

SECTION 5307: SAN JUAN URBANIZED AREA (SJUA)

| Num. | Description  | Grantee                 | Year | Annual Element |            |           |           | Total Estimated Cost | Source of Local Funds | Remarks      |  |
|------|--|-------------------------|------|----------------|------------|-----------|-----------|----------------------|-----------------------|--------------|--|
|      |  |                         |      | 2023           | 2024       | 2025      | 2026      |                      |                       |              |  |
| 168  | Improvements to existing Ignacio Morales Acosta Street (sidewalks and pedestrian walkway) for Full Street Concept to Connect with the Collective Transportation Terminal of the Municipality of Naranjito (Phase 2 of 2) | PRHTA                   | 2020 | F              |            |           | -         | 884,041              | 884,041               | Toll Credits |  |
|      |  |                         |      | S              |            |           | -         | -                    | -                     |              |  |
|      |  |                         |      | T              |            |           | -         | 884,041              | 884,041               |              |  |
| 169  | Bus replacement for five (5) vehicles for Intermodal   | PRHTA/ATI-TU            | 2023 | F              | 2,500,000  | -         | -         | 3,140,440            | 5,640,440             |              | As established in the bus fleet replacement plan. (\$500,000 x 5 vehicles=\$2.5M) Funds requested are for the following systems: Tren Urbano and Intermodal. |
|      |  |                         |      | S              | -          | -         | -         | -                    | -                     |              |  |
|      |  |                         |      | T              | 2,500,000  | -         | -         | 3,140,440            | 5,640,440             |              |  |
| 170  | Preventive Maintenance Cost for TU   | PRHTA/ATI-TU            | 2022 | F              | 11,977,320 | 6,400,000 | 5,000,000 | 13,547,754           | 36,925,074            | Toll Credits |  |
|      |  |                         |      | S              | -          | -         | -         | -                    | -                     |              |  |
|      |  |                         |      | T              | 11,977,320 | 6,400,000 | 5,000,000 | 13,547,754           | 36,925,074            |              |  |
| 171  | Technical Oversight for TU Operator  | PRHTA/ATI-TU            | 2022 | F              | 6,600,000  | 4,000,000 | 2,000,000 | 3,000,000            | 15,600,000            | Toll Credits |  |
|      |  |                         |      | S              | -          | -         | -         | -                    | -                     |              |  |
|      |  |                         |      | T              | 6,600,000  | 4,000,000 | 2,000,000 | 3,000,000            | 15,600,000            |              |  |
| 172  | Design and Engineering Integración de Sistema de Autobuses de Transporte Colectivo (BRT) PR 52-PR 18.  | PRHTA                   | 2020 | F              | 1,400,000  | -         | -         | -                    | 1,400,000             | Toll Credits |  |
|      |  |                         |      | S              | -          | -         | -         | -                    | -                     |              |  |
|      |  |                         |      | T              | 1,400,000  | -         | -         | -                    | 1,400,000             |              |  |
| 173  | Construction Integración de Sistema de Autobuses de Transporte Colectivo (BRT) PR 52-PR 18. Phase 1  | PRHTA                   | 2020 | F              | -          | -         | -         | 1,000,000            | 3,000,000             | Toll Credits |  |
|      |  |                         |      | S              | -          | -         | -         | -                    | -                     |              |  |
|      |  |                         |      | T              | -          | -         | -         | 1,000,000            | 3,000,000             |              |  |
| 174  | Rehabilitation of Maintenance Base   | PRITA/Maritime Services | 2022 | F              | 4,176,000  | 2,000,000 | 500,000   | -                    | 6,676,000             | Toll Credits |  |
|      |  |                         |      | S              | -          | -         | -         | -                    | -                     |              |  |
|      |  |                         |      | T              | 4,176,000  | 2,000,000 | 500,000   | -                    | 6,676,000             |              |  |
| 175  | Rehabilitation to the Metro Service Terminal   | PRITA/Maritime Services | 2022 | F              | 960,000    | -         | -         | -                    | 960,000               | Toll Credits |  |
|      |  |                         |      | S              | -          | -         | -         | -                    | -                     |              |  |
|      |  |                         |      | T              | 960,000    | -         | -         | -                    | 960,000               |              |  |
| 176  | Rehabilitation of Pier for Travelift   | PRITA/Maritime Services | 2022 | F              | 4,800,000  | -         | -         | -                    | 4,800,000             | Toll Credits |  |
|      |  |                         |      | S              | -          | -         | -         | -                    | -                     |              |  |
|      |  |                         |      | T              | 4,800,000  | -         | -         | -                    | 4,800,000             |              |  |
| 177  | Acquisition of New Electrical Vessel for the Metro Service   | PRITA/Maritime Services | 2024 | F              | -          | -         | -         | 5,000,000            | 6,000,000             |              |  |
|      |  |                         |      | S              | -          | -         | -         | -                    | -                     |              |  |
|      |  |                         |      | T              | -          | -         | -         | 5,000,000            | 6,000,000             |              |  |

GOVERNMENT OF PUERTO RICO  
 PUERTO RICO DEPARTMENT OF TRANSPORTATION AND PUBLIC WORKS  
 PUERTO RICO HIGHWAY AND TRANSPORTATION AUTHORITY  
 STATEWIDE TRANSPORTATION IMPROVEMENT PROGRAM  
 FISCAL YEARS 2023-2026  
 AMENDMENT #1  
 Administrative Modification #1

SECTION 5307: SAN JUAN URBANIZED AREA (SJUA)

| Num. | Description  | Grantee  | Year | Annual Element |            |           |      | Total Estimated Cost | Source of Local Funds | Remarks                 |
|------|--|----------|------|----------------|------------|-----------|------|----------------------|-----------------------|-------------------------|
|      |  |          |      | 2023           | 2024       | 2025      | 2026 |                      |                       |                         |
| 178  | Acquisition of one (1) pick up truck   | San Juan | 2022 | F              | 40,000     |           |      | 40,000               | Toll Credits          | TRAMS App # 1886-2022-1 |
|      |  |          |      | S              |            |           |      | -                    |                       |                         |
|      |  |          |      | T              | 40,000     | -         | -    | -                    |                       |                         |
| 179  | Acquisition of Vehicles to Improve Public Transportation Services  | San Juan | 2022 | F              | 650,000    |           |      | 650,000              | Toll Credits          | TRAMS App # 1886-2022-1 |
|      |  |          |      | S              |            |           |      | -                    |                       |                         |
|      |  |          |      | T              | 650,000    | -         | -    | -                    |                       |                         |
| 180  | Improvements to the Juan Palerm (East Terminal) Público Vehicles Terminal  | San Juan | 2022 | F              | 300,000    |           |      | 300,000              | Toll Credits          | TRAMS App # 1886-2022-3 |
|      |  |          |      | S              |            |           |      | -                    |                       |                         |
|      |  |          |      | T              | 300,000    | -         | -    | -                    |                       |                         |
| 181  | Preventive Maintenance for Transit System and Facilities   | San Juan | 2022 | F              | 1,942,660  |           |      | 1,942,660            | Toll Credits          | TRAMS App # 1886-2022-1 |
|      |  |          |      | S              |            |           |      | -                    |                       |                         |
|      |  |          |      | T              | 1,942,660  | -         | -    | -                    |                       |                         |
| 182  | Replacement of four (4) buses for Transit System   | San Juan | 2022 | F              | 800,000    |           |      | 800,000              | Toll Credits          | TRAMS App # 1886-2022-1 |
|      |  |          |      | S              |            |           |      | -                    |                       |                         |
|      |  |          |      | T              | 800,000    | -         | -    | -                    |                       |                         |
| 183  | A&E for the Construction of sidewalks (PR-21)  | San Juan | 2022 | F              | 190,000    |           |      | 190,000              | Toll Credits          | TRAMS App # 1886-2023-1 |
|      |  |          |      | S              |            |           |      | -                    |                       |                         |
|      |  |          |      | T              | 190,000    | -         | -    | -                    |                       |                         |
| 184  | Construction of Sidewalks (PR-21)  | San Juan | 2022 | F              |            | 1,900,000 |      | 1,900,000            | Toll Credits          |                         |
|      |  |          |      | S              |            |           |      | -                    |                       |                         |
|      |  |          |      | T              |            | 1,900,000 | -    | -                    |                       |                         |
| 185  | Rehab of Sidewalks Along 0.5 miles of Transit Stops in Lorrens Torres  | San Juan | 2019 | F              | 388,126    |           |      | 388,126              | Toll Credits          |                         |
|      |  |          |      | S              |            |           |      | -                    |                       |                         |
|      |  |          |      | T              | 388,126    |           |      |                      |                       |                         |
| 186  | Acquisition of 2 Administrative Vehicles and 1 Tow Truck for the Transportation System   | San Juan | 2023 | F              | 268,388    |           |      | 268,388              | Toll Credits          |                         |
|      |  |          |      | S              |            |           |      | -                    |                       |                         |
|      |  |          |      | T              | 268,388    |           |      |                      |                       |                         |
| 187  | Preventive Maintenance for FTA Facilities  | San Juan | 2023 | F              | 244,084    |           |      | 244,084              | Toll Credits          |                         |
|      |  |          |      | S              |            |           |      | -                    |                       |                         |
|      |  |          |      | T              | 244,084    |           |      |                      |                       |                         |
| 188  | Acquisition of Computers, Equipment and Software for Facilities and Vehicles   | San Juan | 2023 | F              | 299,171    | 299,171   |      | 598,342              | Toll Credits          |                         |
|      |  |          |      | S              |            |           |      | -                    |                       |                         |
|      |  |          |      | T              | 299,171    | 299,171   |      | 598,342              |                       |                         |
| 189  | Additional Funds - Rehab and Renovate Sidewalks within distance (0.5 miles) of Transit Stops in Condado  | San Juan | 2023 | F              | 7,006,467  |           |      | 7,006,467            | Toll Credits          |                         |
|      |  |          |      | S              |            |           |      | -                    |                       |                         |
|      |  |          |      | T              | 7,006,467  |           |      |                      |                       |                         |
| 190  | Rehab and Renovate Sidewalks within distance (0.5 miles) of transit stops in Pedrin Zorrilla, Americo Miranda, Buen Consejo, Caimito, Loiza Street, Centro | San Juan | 2023 | F              | 12,600,694 | 6,000,000 |      | 18,600,694           | Toll Credits          |                         |
|      |  |          |      | S              |            |           |      | -                    |                       |                         |
|      |  |          |      | T              | 12,600,694 | 6,000,000 |      | 18,600,694           |                       |                         |

GOVERNMENT OF PUERTO RICO  
 PUERTO RICO DEPARTMENT OF TRANSPORTATION AND PUBLIC WORKS  
 PUERTO RICO HIGHWAY AND TRANSPORTATION AUTHORITY  
 STATEWIDE TRANSPORTATION IMPROVEMENT PROGRAM  
 FISCAL YEARS 2023-2026  
 AMENDMENT #1  
 Administrative Modification #1

SECTION 5307: SAN JUAN URBANIZED AREA (SJUA)

| Num. | Description   | Grantee     | Year | Annual Element |           |           |      | Total Estimated Cost | Source of Local Funds | Remarks            |
|------|---|-------------|------|----------------|-----------|-----------|------|----------------------|-----------------------|--------------------|
|      |   |             |      | 2023           | 2024      | 2025      | 2026 |                      |                       |                    |
| 191  | Construction of Paseo Lineal Miramar- Condado   | San Juan    | 2023 | F              | 7,292,007 |           |      | 7,292,007            | Toll Credits          |                    |
|      |   |             |      | S              |           |           |      |                      |                       |                    |
|      |   |             |      | T              | 7,292,007 |           |      | 7,292,007            |                       |                    |
| 192  | Acquisition of 52 Pre-fabricated Bus Shelters for the Transportation System   | San Juan    | 2023 | F              | 1,029,600 |           |      | 1,029,600            | Toll Credits          |                    |
|      |   |             |      | S              |           |           |      |                      |                       |                    |
|      |   |             |      | T              | 1,029,600 |           |      | 1,029,600            |                       |                    |
| 193  | Acquisition of Fire Protection System for the Palerm Terminal   | San Juan    | 2023 | F              |           | 1,125,868 |      | 1,125,868            | Toll Credits          |                    |
|      |   |             |      | S              |           |           |      |                      |                       |                    |
|      |   |             |      | T              |           | 1,125,868 |      | 1,125,868            |                       |                    |
| 194  | Architectural and Engineering Design for Francisco Pancho Lozada Transportation Center                                  | San Lorenzo | 2021 | F              | 459,550   | -         | -    | 459,550              | Toll Credits          | TRAMS #5874-2022-1 |
|      |   |             |      | S              | -         | -         | -    | -                    |                       |                    |
|      |   |             |      | T              | 459,550   | -         | -    | 459,550              |                       |                    |
| 195  | Provision of Paratransit Services in Accordance with ADA Regulations  | San Lorenzo | 2021 | F              | -         | 218,399   | -    | 218,399              | Toll Credits          | TRAMS #5874-2022-1 |
|      |   |             |      | S              | -         | -         | -    | -                    |                       |                    |
|      |   |             |      | T              | -         | 218,399   | -    | 218,399              |                       |                    |
| 196  | Preventive Maintenance Cost for Transit Fleet   | San Lorenzo | 2020 | F              | -         | 120,000   | -    | 120,000              | Toll Credits          | TRAMS #5874-2022-1 |
|      |   |             |      | S              | -         | -         | -    | -                    |                       |                    |
|      |   |             |      | T              | -         | 120,000   | -    | 120,000              |                       |                    |
| 197  | Acquisition and Installation of a Virtual Camera System for the Security in the Public Transportation Routes Stop Sites | San Lorenzo | 2017 | F              | 231,200   | -         | -    | 231,200              | Toll Credits          | TRAMS #5874-2022-1 |
|      |   |             |      | S              | -         | -         | -    | -                    |                       |                    |
|      |   |             |      | T              | 231,200   | -         | -    | 231,200              |                       |                    |
| 198  | Purchase & Installation of Stop and Street Signs for the three (3) Public Transportation Routes                         | San Lorenzo | 2017 | F              | 135,360   | -         | -    | 135,360              | Toll Credits          | TRAMS #5874-2022-1 |
|      |   |             |      | S              | -         | -         | -    | -                    |                       |                    |
|      |   |             |      | T              | 135,360   | -         | -    | 135,360              |                       |                    |
| 199  | Purchase & Installation of fifteen (15) Shelters for the Public Transportation Route                                    | San Lorenzo | 2017 | F              | 48,000    | -         | -    | 48,000               | Toll Credits          | TRAMS #5874-2022-1 |
|      |   |             |      | S              | -         | -         | -    | -                    |                       |                    |
|      |   |             |      | T              | 48,000    | -         | -    | 48,000               |                       |                    |
| 200  | Construction Ramps and Reconstruction Sidewalks along Trolley Route   | San Lorenzo | 2018 | F              | 453,636   | -         | -    | 453,636              | Toll Credits          | TRAMS #5874-2022-1 |
|      |   |             |      | S              | -         | -         | -    | -                    |                       |                    |
|      |   |             |      | T              | 453,636   | -         | -    | 453,636              |                       |                    |
| 201  | Design & NEPA for the Construction of Transportation Buses Maintenance and Washing Machine Area                         | San Lorenzo | 2022 | F              | -         | 385,000   | -    | 385,000              | Toll Credits          |                    |
|      |   |             |      | S              | -         | -         | -    | -                    |                       |                    |
|      |   |             |      | T              | -         | 385,000   | -    | 385,000              |                       |                    |
| 202  | Construction of Transportation Buses Maintenance and Washing Machine Area   | San Lorenzo | 2025 | F              | -         | 1,500,000 | -    | 1,500,000            | Toll Credits          |                    |
|      |   |             |      | S              | -         | -         | -    | -                    |                       |                    |
|      |   |             |      | T              | -         | 1,500,000 | -    | 1,500,000            |                       |                    |



GOVERNMENT OF PUERTO RICO  
 PUERTO RICO DEPARTMENT OF TRANSPORTATION AND PUBLIC WORKS  
 PUERTO RICO HIGHWAY AND TRANSPORTATION AUTHORITY  
 STATEWIDE TRANSPORTATION IMPROVEMENT PROGRAM  
 FISCAL YEARS 2023-2026  
 AMENDMENT #1  
 Administrative Modification #1

SECTION 5307: SAN JUAN URBANIZED AREA (SJUA)

| Num. | Description  | Grantee  | Year | Annual Element |         |         |      | Total Estimated Cost | Source of Local Funds | Remarks      |   |
|------|--|----------|------|----------------|---------|---------|------|----------------------|-----------------------|--------------|---|
|      |  |          |      | 2023           | 2024    | 2025    | 2026 |                      |                       |              |   |
| 203  | Radio Communication Units Five (5)   | Toa Baja | 2015 | F              | 12,200  | -       | -    | -                    | 12,200                | Toll Credits | Project in Application # 5415-2016-1  |
|      |  |          |      | S              | -       | -       | -    | -                    | -                     |              |   |
|      |  |          |      | T              | 12,200  | -       | -    | -                    | 12,200                |              |   |
| 204  | Installation of four (4) Bus Shelters for the New Routes Candelaria Arenas and Pájaros Ward                            | Toa Baja | 2015 | F              | 38,720  | -       | -    | -                    | 38,720                | Toll Credits | Project in Application # 5415-2016-1  |
|      |  |          |      | S              | -       | -       | -    | -                    | -                     |              |   |
|      |  |          |      | T              | 38,720  | -       | -    | -                    | 38,720                |              |   |
| 205  | Purchase of two (2) Cutaway 30 ft. 24 passenger buses for the new routes to Tren Urbano                                | Toa Baja | 2015 | F              | 280,000 | -       | -    | -                    | 280,000               | Toll Credits | Project in Application # 5415-2016-1  |
|      |  |          |      | S              | -       | -       | -    | -                    | -                     |              |   |
|      |  |          |      | T              | 280,000 | -       | -    | -                    | 280,000               |              |   |
| 206  | Purchase of two(2) Paratransit Minibuses to meet additional ADA Demand   | Toa Baja | 2017 | F              | 128,000 | -       | -    | -                    | -                     | Toll Credits | Project in Application # 5415-2016-1  |
|      |  |          |      | S              | -       | -       | -    | -                    | -                     |              |   |
|      |  |          |      | T              | 128,000 | -       | -    | -                    | -                     |              |   |
| 207  | Replacement of one (1) Damaged Trolley and two(2) Paratransit Minibuses  | Toa Baja | 2015 | F              | 544,000 | -       | -    | -                    | 544,000               | Toll Credits | Project in Application # 5415-2016-1  |
|      |  |          |      | S              | -       | -       | -    | -                    | -                     |              |   |
|      |  |          |      | T              | 544,000 | -       | -    | -                    | 544,000               |              |   |
| 208  | Purchase of three (3) Cutaway less than 30 ft. 24 Passenger Buses for the New Routes Candelaria Arena and Pájaros Ward | Toa Baja | 2016 | F              | 336,000 | -       | -    | -                    | -                     | Toll Credits | Project in Application # 5415-2016-1  |
|      |  |          |      | S              | -       | -       | -    | -                    | -                     |              |   |
|      |  |          |      | T              | 336,000 | -       | -    | -                    | -                     |              |   |
| 209  | One support Vehicle for Oversight and Support of the Transit System  | Toa Baja | 2015 | F              | 24,000  | -       | -    | -                    | 24,000                | Toll Credits | Project in Application # 5415-2016-1  |
|      |  |          |      | S              | -       | -       | -    | -                    | -                     |              |   |
|      |  |          |      | T              | 24,000  | -       | -    | -                    | 24,000                |              |   |
| 210  | A/E Reconstruction for the Sidewalks and Handicap Ramps for East Route-two (2) Phases.                                 | Toa Baja | 2015 | F              | 371,492 | -       | -    | -                    | 371,492               | Toll Credits | Project in Application # 5415-2016-1  |
|      |  |          |      | S              | -       | -       | -    | -                    | -                     |              |   |
|      |  |          |      | T              | 371,492 | -       | -    | -                    | 371,492               |              |   |
| 211  | Reconstruction for the Sidewalks and Handicap Ramps for East route- Two (2) Phases.                                    | Toa Baja | 2015 | F              | -       | 750,000 | -    | -                    | 750,000               | Toll Credits | Original Funding \$831,654 and Additional Funding Request for \$1,259,541 in 2023 |
|      |  |          |      | S              | -       | -       | -    | -                    | -                     |              |   |
|      |  |          |      | T              | -       | 750,000 | -    | -                    | 750,000               |              |   |
| 212  | Provision for Paratransit Service in Accordance with ADA Regulations.  | Toa Baja | 2022 | F              | 686,789 | -       | -    | -                    | 686,789               | Toll Credits | Project in Application # 5415-2016-1  |
|      |  |          |      | S              | -       | -       | -    | -                    | -                     |              |   |
|      |  |          |      | T              | 686,789 | -       | -    | -                    | 686,789               |              |   |
| 213  | Preventive Maintenance Cost for Transit Fleet  | Toa Baja | 2022 | F              | 182,358 | 110,464 | -    | -                    | 292,822               | Toll Credits |   |
|      |  |          |      | S              | -       | -       | -    | -                    | -                     |              |   |
|      |  |          |      | T              | 182,358 | 110,464 | -    | -                    | 292,822               |              |   |

GOVERNMENT OF PUERTO RICO  
 PUERTO RICO DEPARTMENT OF TRANSPORTATION AND PUBLIC WORKS  
 PUERTO RICO HIGHWAY AND TRANSPORTATION AUTHORITY  
 STATEWIDE TRANSPORTATION IMPROVEMENT PROGRAM  
 FISCAL YEARS 2023-2026  
 AMENDMENT #1  
 Administrative Modification #1

SECTION 5307: SAN JUAN URBANIZED AREA (SJUA)

| Num. | Description  | Grantee | Year | Annual Element |         |         | Total Estimated Cost | Source of Local Funds | Remarks      |                        |
|------|--|---------|------|----------------|---------|---------|----------------------|-----------------------|--------------|------------------------|
|      |  |         |      | 2023           | 2024    | 2025    |                      |                       |              | 2026                   |
| 214  | Preventive Maintenance<br>Municipality of Trujillo Alto  | PRHTA   | 2022 | F              | 116,338 | 50,000  | 59,200               | 225,538               | Toll Credits | TRAMS App#5489-2022-12 |
|      |  |         |      | S              | -       | -       | -                    | -                     |              |                        |
|      |  |         |      | T              | 116,338 | 50,000  | 59,200               | 166,338               |              |                        |
| 215  | Alcohol and Drug Test<br>Municipality of Trujillo Alto   | PRHTA   | 2022 | F              | 960     | 480     | 480                  | 1,920                 | Toll Credits | TRAMS App#5489-2022-12 |
|      |  |         |      | S              | -       | -       | -                    | -                     |              |                        |
|      |  |         |      | T              | 960     | 480     | 480                  | 1,920                 |              |                        |
| 216  | Bus Stop Signs<br>Municipality of Trujillo Alto  | PRHTA   | 2022 | F              | 38,384  | -       | -                    | 38,384                | Toll Credits | TRAMS App#5489-2022-12 |
|      |  |         |      | S              | -       | -       | -                    | -                     |              |                        |
|      |  |         |      | T              | 38,384  | -       | -                    | 38,384                |              |                        |
| 217  | P.A System<br>Municipality of Trujillo Alto  | PRHTA   | 2022 | F              | 15,640  | -       | -                    | 15,640                | Toll Credits | TRAMS App#5489-2022-12 |
|      |  |         |      | S              | -       | -       | -                    | -                     |              |                        |
|      |  |         |      | T              | 15,640  | -       | -                    | 15,640                |              |                        |
| 218  | Automatic Passenger Counters & GPS System<br>Municipality of Trujillo Alto                                   | PRHTA   | 2022 | F              | -       | 150,000 | -                    | 150,000               | Toll Credits | TRAMS App#5489-2022-12 |
|      |  |         |      | S              | -       | -       | -                    | -                     |              |                        |
|      |  |         |      | T              | -       | 150,000 | -                    | 150,000               |              |                        |
| 219  | Real Time Mobile Application Development and<br>Software Development<br>Municipality of Trujillo Alto        | PRHTA   | 2023 | F              | -       | 82,400  | -                    | 82,400                | Toll Credits |                        |
|      |  |         |      | S              | -       | -       | -                    | -                     |              |                        |
|      |  |         |      | T              | -       | 82,400  | -                    | 82,400                |              |                        |
| 220  | Screens to illustrate routes and Waiting Time Inside<br>the Terminal<br>Municipality of Trujillo Alto        | PRHTA   | 2023 | F              | -       | 11,709  | -                    | 11,709                | Toll Credits |                        |
|      |  |         |      | S              | -       | -       | -                    | -                     |              |                        |
|      |  |         |      | T              | -       | 11,709  | -                    | 11,709                |              |                        |
| 221  | Tablets (17) for Compliance Required by Drivers and<br>Administrative Staff<br>Municipality of Trujillo Alto | PRHTA   | 2023 | F              | -       | 25,763  | -                    | 25,763                | Toll Credits |                        |
|      |  |         |      | S              | -       | -       | -                    | -                     |              |                        |
|      |  |         |      | T              | -       | 25,763  | -                    | 25,763                |              |                        |
| 222  | Vehicle Interior Displays LCD<br>Municipality of Trujillo Alto   | PRHTA   | 2023 | F              | -       | 76,000  | -                    | 76,576                | Toll Credits |                        |
|      |  |         |      | S              | -       | -       | -                    | -                     |              |                        |
|      |  |         |      | T              | -       | 76,000  | -                    | 76,576                |              |                        |
| 223  | Acquisition of 1 Administrative Vehicle for the<br>Transportation System<br>Municipality of Trujillo Alto    | PRHTA   | 2023 | F              | 40,222  | -       | -                    | 40,222                | Toll Credits |                        |
|      |  |         |      | S              | -       | -       | -                    | -                     |              |                        |
|      |  |         |      | T              | 40,222  | -       | -                    | 40,222                |              |                        |

GOVERNMENT OF PUERTO RICO  
 PUERTO RICO DEPARTMENT OF TRANSPORTATION AND PUBLIC WORKS  
 PUERTO RICO HIGHWAY AND TRANSPORTATION AUTHORITY  
 STATEWIDE TRANSPORTATION IMPROVEMENT PROGRAM  
 FISCAL YEARS 2023-2026  
 AMENDMENT #1  
 Administrative Modification #1

SECTION 5307: SAN JUAN URBANIZED AREA (SJUA)

| Num. | Description  | Grantee   | Year | Annual Element |         |        |        | Total Estimated Cost | Source of Local Funds | Remarks      |                         |
|------|--|-----------|------|----------------|---------|--------|--------|----------------------|-----------------------|--------------|-------------------------|
|      |  |           |      | 2023           | 2024    | 2025   | 2026   |                      |                       |              |                         |
| 224  | Preventive Maintenance for Transit Buses, Facilities and ADA Complementary Paratransit Activities  | Vega Alta | 2022 | F              | 100,000 | -      | -      | -                    | 100,000               | Toll Credits | TRAMS App.#5462-2020-1  |
|      |  |           |      | S              | -       | -      | -      | -                    | -                     |              |                         |
|      |  |           |      | T              | 100,000 | -      | -      | -                    | 100,000               |              |                         |
| 225  | Operating Assistance ADA PARATRANSIT SERVICE   | Vega Alta | 2022 | F              | 151,149 | 55,408 | 55,000 | 55,408               | 316,965               | Toll Credits | TRAMS App.#5462-2020-1  |
|      |  |           |      | S              | -       | -      | -      | -                    | -                     |              |                         |
|      |  |           |      | T              | 151,149 | 55,408 | 55,000 | 55,408               | 316,965               |              |                         |
| 226  | Acquisition and Installation of thirty (30) Bus Shelter for Bus Stops and Signage.   | Vega Alta | 2022 | F              | 340,000 | -      | -      | -                    | 340,000               | Toll Credits | TRAMS App.# 5262-2022-2 |
|      |  |           |      | S              | -       | -      | -      | -                    | -                     |              |                         |
|      |  |           |      | T              | 340,000 | -      | -      | -                    | 340,000               |              |                         |
| 227  | Acquisition of ten (10) Vehicles GPS Tracking System and Monthly Fees.   | Vega Alta | 2022 | F              | 13,150  | -      | -      | -                    | 13,150                | Toll Credits |                         |
|      |  |           |      | S              | -       | -      | -      | -                    | -                     |              |                         |
|      |  |           |      | T              | 13,150  | -      | -      | -                    | 13,150                |              |                         |
| 228  | Acquisition and installation of Radio Communication Units for ten (10) Vehicles and two (2) Portable Communication Units and License Fees. | Vega Alta | 2022 | F              | 12,700  | -      | -      | -                    | 12,700                | Toll Credits | TRAMS App.#5462-2020-1  |
|      |  |           |      | S              | -       | -      | -      | -                    | -                     |              |                         |
|      |  |           |      | T              | 12,700  | -      | -      | -                    | 12,700                |              |                         |
| 229  | Acquisition of one (1) pickup and one (1) compact vehicle for administrative purpose.  | Vega Alta | 2022 | F              | 65,281  | -      | -      | -                    | 65,281                | Toll Credits | TRAMS App.#5462-2020-1  |
|      |  |           |      | S              | -       | -      | -      | -                    | -                     |              |                         |
|      |  |           |      | T              | 65,281  | -      | -      | -                    | 65,281                |              |                         |
| 230  | Acquisition of eight (8) passenger counters for vehicles, software, hardware and license fees.   | Vega Alta | 2022 | F              | 123,120 | -      | -      | -                    | 123,120               | Toll Credits |                         |
|      |  |           |      | S              | -       | -      | -      | -                    | -                     |              |                         |
|      |  |           |      | T              | 123,120 | -      | -      | -                    | 123,120               |              |                         |
| 231  | Preventive Maintenance for Vehicle Fleet (Fixed Route and Paratransit)   | Vega Alta | 2023 | F              |         |        |        | 256,905              | 256,905               | Toll Credits |                         |
|      |  |           |      | S              |         |        |        |                      |                       |              |                         |
|      |  |           |      | T              |         |        |        | 256,905              | 256,905               |              |                         |
| 232  | Construction of (30) Bus Shelters and Signage  | Vega Alta | 2023 | F              | 386,760 |        |        |                      | 386,760               | Toll Credits |                         |
|      |  |           |      | S              |         |        |        |                      |                       |              |                         |
|      |  |           |      | T              | 386,760 |        |        |                      | 386,760               |              |                         |
| 233  | Acquisition and Installation of Standard Guyed Tower of Communication System   | Vega Alta | 2023 | F              | 13,823  |        |        |                      | 13,823                | Toll Credits |                         |
|      |  |           |      | S              |         |        |        |                      |                       |              |                         |
|      |  |           |      | T              | 13,823  |        |        |                      | 13,823                |              |                         |
| 234  | Acquisition and Installation of Photovoltaic System with Battery Backup for the Terminal of Carros Públicos                                | Vega Alta | 2023 | F              | 97,350  |        |        |                      | 97,350                | Toll Credits | Carryover FY22          |
|      |  |           |      | S              |         |        |        |                      |                       |              |                         |
|      |  |           |      | T              | 97,350  |        |        |                      | 97,350                |              |                         |

GOVERNMENT OF PUERTO RICO  
 PUERTO RICO DEPARTMENT OF TRANSPORTATION AND PUBLIC WORKS  
 PUERTO RICO HIGHWAY AND TRANSPORTATION AUTHORITY  
 STATEWIDE TRANSPORTATION IMPROVEMENT PROGRAM  
 FISCAL YEARS 2023-2026  
 AMENDMENT #1  
 Administrative Modification #1

SECTION 5307: SAN JUAN URBANIZED AREA (SJUA)

| Num. | Description   | Grantee   | Year | Annual Element |           |         |         | Total Estimated Cost | Source of Local Funds | Remarks      |  |
|------|---|-----------|------|----------------|-----------|---------|---------|----------------------|-----------------------|--------------|--|
|      |   |           |      | 2023           | 2024      | 2025    | 2026    |                      |                       |              |  |
| 235  | Acquisition of (4) 18-20 passengers buses for paratransit service             | Vega Baja | 2022 | F              | 560,000   |         |         |                      | 560,000               | Toll Credits |  |
|      |   |           |      | S              |           |         |         |                      | -                     |              |  |
|      |   |           |      | T              | 560,000   | -       | -       | -                    | 560,000               |              |  |
| 236  | Acquisition of two 24 passengers units for fixed route                        | Vega Baja | 2022 | F              | 427,000   |         |         |                      | 427,000               | Toll Credits |  |
|      |   |           |      | S              |           |         |         |                      | -                     |              |  |
|      |   |           |      | T              | 427,000   | -       | -       | -                    | 427,000               |              |  |
| 237  | Transportation Services Advertising and Marketing                             | Vega Baja | 2022 | F              | 100,000   | 25,000  | 25,000  | 25,000               | 175,000               | Toll Credits |  |
|      |   |           |      | S              |           |         |         |                      | -                     |              |  |
|      |   |           |      | T              | 100,000   | 25,000  | 25,000  | 25,000               | 175,000               |              |  |
| 238  | Operating Assistance of Paratransit System in Compliance with ADA Regulations | Vega Baja | 2022 | F              | 235,346   | 335,346 | 335,000 | 335,346              | 1,241,038             | Toll Credits |  |
|      |   |           |      | S              | -         | -       | -       | -                    | -                     |              |  |
|      |   |           |      | T              | 235,346   | 335,346 | 335,000 | 335,346              | 1,241,038             |              |  |
| 239  | Preventive Maintenance for Vehicles and Facilities                            | Vega Baja | 2022 | F              | 546,802   | 545,000 | 545,000 | 546,802              | 2,183,604             | Toll Credits |  |
|      |   |           |      | S              | -         | -       | -       | -                    | -                     |              |  |
|      |   |           |      | T              | 546,802   | 545,000 | 545,000 | 546,802              | 2,183,604             |              |  |
| 240  | Paint and Improvements for The La Placita Public Transportation Terminal      | Vega Baja | 2022 | F              | 86,700    | -       | -       | -                    | 86,700                | Toll Credits |  |
|      |   |           |      | S              | -         | -       | -       | -                    | -                     |              |  |
|      |   |           |      | T              | 86,700    | -       | -       | -                    | 86,700                |              |  |
| 241  | Bus Transit Main Maintenance Garage Expansion                                 | Vega Baja | 2022 | F              | 2,839,952 | -       | -       | -                    | 2,839,952             | Toll Credits |  |
|      |   |           |      | S              | -         | -       | -       | -                    | -                     |              |  |
|      |   |           |      | T              | 2,839,952 | -       | -       | -                    | 2,839,952             |              |  |
| 242  | Bus Stops Signage   | Vega Baja | 2023 | F              | 257,190   |         |         |                      | 257,190               | Toll Credits |  |
|      |   |           |      | S              |           |         |         |                      | -                     |              |  |
|      |   |           |      | T              | 257,190   |         |         |                      | 257,190               |              |  |
| 243  | Paratransit Scheduling Technologies   | Vega Baja | 2023 | F              | 44,568    | 6,816   | 6,816   | 6,816                | 65,016                | Toll Credits |  |
|      |   |           |      | S              |           |         |         |                      | -                     |              |  |
|      |   |           |      | T              | 44,568    | 6,816   | 6,816   | 6,816                | 65,016                |              |  |
| 244  | Bus Stops Canopy For East-West Routes   | Vega Baja | 2023 | F              | 333,218   |         |         |                      | 333,218               | Toll Credits |  |
|      |   |           |      | S              |           |         |         |                      | -                     |              |  |
|      |   |           |      | T              | 333,218   |         |         |                      | 333,218               |              |  |
| 245  | Puerto Nuevo Complete Streets Project (Phase 1)                               | Vega Baja | 2023 | F              | 500,000   |         |         |                      | 500,000               | Toll Credits |  |
|      |   |           |      | S              |           |         |         |                      | -                     |              |  |
|      |   |           |      | T              | 500,000   |         |         |                      | 500,000               |              |  |

GOVERNMENT OF PUERTO RICO  
 PUERTO RICO DEPARTMENT OF TRANSPORTATION AND PUBLIC WORKS  
 PUERTO RICO HIGHWAY AND TRANSPORTATION AUTHORITY  
 STATEWIDE TRANSPORTATION IMPROVEMENT PROGRAM  
 FISCAL YEARS 2023-2026  
 AMENDMENT #1  
 Administrative Modification #1

SECTION 5307: SAN JUAN URBANIZED AREA (SJUA)

| Num. | Description   | Grantee                            | Year | Annual Element |             |            |            | Total Estimated Cost | Source of Local Funds | Remarks      |   |
|------|---|------------------------------------|------|----------------|-------------|------------|------------|----------------------|-----------------------|--------------|---|
|      |   |                                    |      | 2023           | 2024        | 2025       | 2026       |                      |                       |              |   |
| 246  | Acquisition and Installation of Signage and Electronic Programming System along Trolley Route Street & Stops                | Yabucoa                            | 2020 | F              | -           | -          | 900,000    | -                    | 900,000               | Toll Credits |   |
|      |   |                                    |      | S              | -           | -          | -          | -                    | -                     |              |   |
|      |   |                                    |      | T              | -           | -          | 900,000    | -                    | 900,000               |              |   |
| 247  | Construction of Downtown Center of Transportation Terminal Phase I  | Yabucoa                            | 2019 | F              | 2,900,000   | -          | -          | -                    | 2,900,000             | Toll Credits | Carryover Funds FY19 TRAMS App #6841-2022-1 |
|      |   |                                    |      | S              | -           | -          | -          | -                    | -                     |              |   |
|      |   |                                    |      | T              | 2,900,000   | -          | -          | -                    | 2,900,000             |              |   |
| 248  | Acquisition of three (3) 30 feet Low Rider Buses for the replacement of two (2) mini buses and one (1) trolley              | Yabucoa                            | 2020 | F              | 1,200,000   | -          | -          | -                    | 1,200,000             | Toll Credits | Carryover Funds FY20 TRAMS App #6841-2022-1 |
|      |   |                                    |      | S              | -           | -          | -          | -                    | -                     |              |   |
|      |   |                                    |      | T              | 1,200,000   | -          | -          | -                    | 1,200,000             |              |   |
| 249  | Construction of Downtown Center of Transportation Terminal- Phase 2   | Yabucoa                            | 2023 | F              | -           | -          | 5,000,000  | -                    | 6,189,000             | Toll Credits |   |
|      |   |                                    |      | S              | -           | -          | -          | -                    | -                     |              |   |
|      |   |                                    |      | T              | -           | -          | 5,000,000  | -                    | 6,189,000             |              |   |
| 250  | Reconstruction of Sidewalks and Ramps along the Trolley Route   | Yabucoa                            | 2024 | F              | -           | 600,000    | -          | -                    | 600,000               | Toll Credits |   |
|      |   |                                    |      | S              | -           | -          | -          | -                    | -                     |              |   |
|      |   |                                    |      | T              | -           | 600,000    | -          | -                    | 600,000               |              |   |
| 251  | Acquisition of three (3) Paratransit Vans of ten (10) Passengers for the Paratransit Service of the Municipality of Yabucoa | Yabucoa                            | 2023 | F              | 289,500     | -          | -          | -                    | 289,500               | Toll Credits |   |
|      |   |                                    |      | S              | -           | -          | -          | -                    | -                     |              |   |
|      |   |                                    |      | T              | 289,500     | -          | -          | -                    | 289,500               |              |   |
|      |   | <b>Total Federal Funds:</b>        |      |                | 142,209,082 | 37,194,135 | 36,574,347 | 37,045,440           | 268,111,178           |              |   |
|      |   | <b>Total State or Local Funds:</b> |      |                | -           | -          | -          | -                    | -                     |              |   |
|      |   | <b>Total:</b>                      |      |                | 142,209,082 | 37,194,135 | 36,574,347 | 37,045,440           | 268,051,978           |              |   |



*Government of Puerto Rico*

*Puerto Rico Department of Transportation and Public Works*  
*Puerto Rico Highway and Transportation Authority*

*Statewide Transportation Improvement Program*

***FEDERAL TRANSIT ADMINISTRATION (FTA)***

***San Juan Urbanized Area (SJUA)***

***(UA > 1,000,000 in Population)***

***Operating Assistance Special Rule***

***Section 5307***

---

GOVERNMENT OF PUERTO RICO  
 PUERTO RICO DEPARTMENT OF TRANSPORTATION AND PUBLIC WORKS  
 PUERTO RICO HIGHWAY AND TRANSPORTATION AUTHORITY  
 STATEWIDE TRANSPORTATION IMPROVEMENT PROGRAM  
 FISCAL YEARS 2023-2026  
 AMENDMENT #1  
 Administrative Modification #1

SECTION 5307: FTA OPERATING ASSISTANCE SPECIAL RULE, SAN JUAN URBANIZED AREA

| Num. | Description   | Grantee  | Year Apportioned | Annual Element |           |         |         | Total Estimated Cost | Source of Local Funds | Remarks |  |
|------|---|----------|------------------|----------------|-----------|---------|---------|----------------------|-----------------------|---------|--|
|      |   |          |                  | 2023           | 2024      | 2025    | 2026    |                      |                       |         |  |
| 1    | Operating Assistance Special Rule                       | MBA      | 2021             | F              | 5,676,089 |         |         |                      | 5,676,089             |         | Carryover funds FY 2021 \$2,883,403<br>FY2022 is \$2,792,686   |
|      |   |          |                  | S              |           |         |         |                      |                       |         |  |
|      |   |          |                  | T              | 5,676,089 |         |         |                      | 5,676,089             |         |  |
| 2    | Operating Assistance Special Rule                       | Bayamón  | 2020             | F              | 214,392   | 244,087 | 324,024 |                      | 782,473               |         | Carryover Funds FY 2020 \$214,392<br>in TRAMS App # 2008-2023-1<br>FY 2021-\$244,087<br>FY2022-\$324,024   |
|      |   |          |                  | S              |           |         | -       |                      |                       |         |  |
|      |   |          |                  | T              | 214,392   | 244,087 | 324,024 |                      | 782,473               |         |  |
| 3    | Operating Assistance Special Rule                       | Carolina | 2019             | F              | -         | 447,721 | -       | -                    | 447,721               |         | FY2019-\$447,721   |
|      |   |          |                  | S              | -         |         | -       | -                    | -                     |         |  |
|      |   |          |                  | T              | -         | 447,721 | -       | -                    | 447,721               |         |  |
| 4    | Operating Assistance Special Rule                       | Cayey    | 2022             | F              | 110,301   | -       | -       | -                    | 110,301               |         | FY 2020-67,471<br>FY 2021-42,884   |
|      |   |          |                  | S              | -         | -       | -       | -                    | -                     |         |  |
|      |   |          |                  | T              | 110,301   | -       | -       | -                    | 110,301               |         |  |
| 5    | Operating Assistance Special Rule                       | Dorado   | 2022             | F              | 182,738   |         | -       | -                    | 182,738               |         | TRAMS App. #1970-2021-2<br>FY2019 (\$90,381) FY2020 (\$92,357) FY21 (\$)                                   |
|      |   |          |                  | S              |           |         | -       | -                    | -                     |         |  |
|      |   |          |                  | T              | 182,738   |         | -       | -                    | 182,738               |         |  |
| 6    | Operating Assistance for Fixed Route under Special Rule | Guaynabo | 2023             | F              | 282,285   | -       | -       | -                    | 282,285               |         | FY2022 (\$282,285)   |
|      |   |          |                  | S              |           | -       | -       | -                    | -                     |         |  |
|      |   |          |                  | T              | 282,285   | -       | -       | -                    | 282,285               |         |  |
| 7    | Operating Assistance Special Rule                       | Gurabo   | 2023             | F              | 65,346    | 86,746  | -       | -                    | 152,092               |         | FY2021 (\$65,346) FY2022 (\$86,746)  |
|      |   |          |                  | S              |           | -       | -       | -                    | -                     |         |  |
|      |   |          |                  | T              | 65,346    | 86,746  | -       | -                    | 152,092               |         |  |
| 8    | Operating Assistance Special Rule                       | Humacao  | 2023             | F              | 135,556   | -       | -       | -                    | 135,556               |         | FY2021 (\$55,025) FY2022 (\$80,351)  |
|      |   |          |                  | S              |           | -       | -       | -                    | -                     |         |  |
|      |   |          |                  | T              | 135,556   | -       | -       | -                    | 135,556               |         |  |
| 9    | Special Rule FY 2021 Operating Assistance               | Juncos   | 2022             | F              | 226,943   | 83,779  | -       | -                    | 310,722               |         | Project Application 3050-2021-1-P2 FY2020 (\$54,510) FY2021 (\$74,085) FY2022 (\$98,348) FY2023 (\$83,779) |
|      |   |          |                  | S              |           | -       | -       | -                    | -                     |         |  |
|      |   |          |                  | T              | 226,943   | 83,779  | -       | -                    | 310,722               |         |  |

---

*Government of Puerto Rico  
Puerto Rico Department of Transportation and Public Works  
Puerto Rico Highways and Transportation Authority*

*Statewide Transportation Improvement Program (STIP)*

***FEDERAL TRANSIT ADMINISTRATION (FTA)***  
***San Juan Urbanized Area (SJUA)***  
***(UA > 1,000,000 in Population)***

PUERTO RICO  
HIGHWAYS &  
TRANSPORTATION  
AUTHORITY



***Section 5307- Reprogrammed Funds***

PUERTO RICO  
DEPARTMENT OF  
TRANSPORTATION  
AND PUBLIC WORKS





GOVERNMENT OF PUERTO RICO  
 PUERTO RICO DEPARTMENT OF TRANSPORTATION AND PUBLIC WORKS  
 PUERTO RICO HIGHWAY AND TRANSPORTATION AUTHORITY  
 STATEWIDE TRANSPORTATION IMPROVEMENT PROGRAM  
 FISCAL YEARS 2023-2026  
 AMENDMENT #1  
 Administrative Modification #1

SECTION 5307: FTA OPERATING ASSISTANCE SPECIAL RULE, SAN JUAN URBANIZED AREA

| Num.                               | Description                       | Grantee     | Year Apportioned | Annual Element |                  |                  |                | Total Estimated Cost | Source of Local Funds | Remarks   |
|------------------------------------|-----------------------------------|-------------|------------------|----------------|------------------|------------------|----------------|----------------------|-----------------------|---|
|                                    |                                   |             |                  |                | 2023             | 2024             | 2025           |                      |                       |   |
| 10                                 | Operating Assistance Special Rule | Manatí      | 2022             | F              | 207,917          | 115,925          | -              | -                    | 323,842               | Project in Application 1906-2019-1 Special Rule<br>FY19 (\$62,819)<br>FY20 (\$57,772), FY21 (\$87,326) & FY22 (\$115,925) |
|                                    |                                   |             |                  | S              | -                | -                | -              | -                    | -                     |   |
|                                    |                                   |             |                  | T              | 207,917          | 115,925          | -              | -                    | 323,842               |   |
| 11                                 | Operating Assistance Special Rule | San Lorenzo | 2022             | F              | 404,039          | 158,193          | -              | -                    | 562,232               | FY19 (\$96,877)<br>FY20 (\$175,245) FY21 (\$131,917) FY23<br>\$158,193  |
|                                    |                                   |             |                  | S              | -                | -                | -              | -                    | -                     |   |
|                                    |                                   |             |                  | T              | 404,039          | 158,193          | -              | -                    | 562,232               |   |
| 12                                 | Operating Assistance Special Rule | San Juan    | 2023             | F              | 246,011          |                  |                |                      | 246,011               | FY2023 (\$246,011)  |
|                                    |                                   |             |                  | S              |                  |                  |                |                      |                       |   |
|                                    |                                   |             |                  | T              | 246,011          |                  |                |                      | 246,011               |   |
| 13                                 | Operating Assistance Special Rule | Toa Baja    | 2022             | F              | 496,916          | 154,805          | -              | -                    | 651,721               | FY2019 (\$170,991) FY20 (\$174,731) and FY21<br>(\$151,194) FY2022 (\$154,805)  |
|                                    |                                   |             |                  | S              | -                | -                | -              | -                    | -                     |   |
|                                    |                                   |             |                  | T              | 496,916          | 154,805          | -              | -                    | 651,721               |   |
| 14                                 | Operating Assistance Special Rule | Vega Alta   | 2018             | F              | 217,495          |                  | -              | -                    | 217,495               | TRAMS App.#5462-2020-1<br>FY22: \$103,913<br>FY23: \$113,582  |
|                                    |                                   |             |                  | S              | -                | -                | -              | -                    | -                     |   |
|                                    |                                   |             |                  | T              | 217,495          |                  | -              | -                    | 217,495               |   |
| 15                                 | Operating Assistance Special Rule | Vega Baja   | 2022             | F              | 188,389          | 195,074          |                | -                    | 383,463               | Carryover Funds FY19 (\$60,035) FY2020 (\$61,348))<br>FY2021 (\$67,006), FY2022 (\$97,846)<br>FY2023 (\$97,228)           |
|                                    |                                   |             |                  | S              |                  | -                | -              | -                    | -                     |   |
|                                    |                                   |             |                  | T              | 188,389          | 195,074          | -              | -                    | 383,463               |   |
| <b>Total Federal Funds:</b>        |                                   |             |                  |                | <b>8,654,417</b> | <b>1,486,330</b> | <b>324,024</b> | <b>-</b>             | <b>10,464,771</b>     |   |
| <b>Total State or Local Funds:</b> |                                   |             |                  |                | <b>-</b>         | <b>-</b>         | <b>-</b>       | <b>-</b>             | <b>-</b>              |   |
| <b>Total:</b>                      |                                   |             |                  |                | <b>8,654,417</b> | <b>1,486,330</b> | <b>324,024</b> | <b>-</b>             | <b>10,464,771</b>     |   |

**GOVERNMENT OF PUERTO RICO**  
**PUERTO RICO DEPARTMENT OF TRANSPORTATION AND PUBLIC WORKS**  
**PUERTO RICO HIGHWAY AND TRANSPORTATION AUTHORITY**  
**TRANSPORTATION IMPROVEMENT PROGRAM**  
**FISCAL YEARS 2023-2026**  
**AMENDMENT #1**  
**Administrative Modification #1**

**SECTION 5307: REPROGRAMMING FUNDS SAN JUAN URBANIZED AREA**

| Num.                               | Description  | Grantee  | Year Apportioned | Annual Element |      |      |      | Total Estimated Cost | Source of Local Funds | Remarks                                      |
|------------------------------------|--|----------|------------------|----------------|------|------|------|----------------------|-----------------------|--|
|                                    |  |          |                  | 2023           | 2024 | 2025 | 2026 |                      |                       |  |
| 1                                  | Employee Education Training for Security and Emergency | Guaynabo | 2020             | F              | -    | -    | -    | -                    | Toll Credit           | Project will be using grants FY15 PR-90-X352 |
|                                    |  |          |                  | S              | -    | -    | -    | -                    |                       |  |
|                                    |  |          |                  | T              | -    | -    | -    | -                    |                       |  |
| 2                                  | Employee Uniforms                                      | Guaynabo | 2020             | F              | -    | -    | -    | -                    | Toll Credit           | Project will be using Grants FY15 PR-90-X352 |
|                                    |  |          |                  | S              | -    | -    | -    | -                    |                       |  |
|                                    |  |          |                  | T              | -    | -    | -    | -                    |                       |  |
| 3                                  | Paint and Body Works Vehicles Fleet                    | Guaynabo | 2020             | F              | -    | -    | -    | -                    | Toll Credit           | Project will be using Grants FY15 PR-90X352  |
|                                    |  |          |                  | S              | -    | -    | -    | -                    |                       |  |
|                                    |  |          |                  | T              | -    | -    | -    | -                    |                       |  |
| <b>Total Federal Funds:</b>        |  |          |                  |                | -    | -    | -    | -                    |                       |  |
| <b>Total State or Local Funds:</b> |  |          |                  |                | -    | -    | -    | -                    |                       |  |
| <b>Total</b>                       |  |          |                  |                | -    | -    | -    | -                    |                       |  |

---

*Government of Puerto Rico  
Puerto Rico Department of Transportation and Public Works  
Puerto Rico Highways and Transportation Authority*

***Statewide Transportation Improvement Program (STIP)***

***FEDERAL TRANSIT ADMINISTRATION (FTA)***  
***San Juan Urbanized Area (SJUA)***  
***(UA > 1,000,000 in Population)***

PUERTO RICO  
**HIGHWAYS &  
TRANSPORTATION**  
AUTHORITY



***Section 5310***

PUERTO RICO  
**DEPARTMENT OF  
TRANSPORTATION  
AND PUBLIC WORKS**



GOVERNMENT OF PUERTO RICO  
 PUERTO RICO DEPARTMENT OF TRANSPORTATION AND PUBLIC WORKS  
 PUERTO RICO HIGHWAY AND TRANSPORTATION AUTHORITY  
 STATEWIDE TRANSPORTATION IMPROVEMENT PROGRAM  
 FISCAL YEARS 2023-2026  
 AMENDMENT #1  
 Administrative Modification #1

**SECTION 5310: ELDERLY AND PERSONS WITH DISABILITIES PROGRAM, SAN JUAN URBANIZED AREA**

| Num. | Description  | Grantee | Year Apportioned | Annual Element |         |        |        | Total Estimated Cost | Source of Local Funds | Remark       |  |
|------|--|---------|------------------|----------------|---------|--------|--------|----------------------|-----------------------|--------------|--|
|      |  |         |                  | 2023           | 2024    | 2025   | 2026   |                      |                       |              |  |
| 1    | Preventive Maintenance for the Municipality of Canóvanas                             | PRHTA   | 2022             | F              | 63,000  | 63,000 | 63,000 | -                    | 189,000               | Toll Credits |  |
|      |  |         |                  | S              | -       | -      | -      | -                    | -                     |              |  |
|      |  |         |                  | T              | 63,000  | 63,000 | 63,000 | -                    | 189,000               |              |  |
| 2    | Operating Assistance for the Municipality of Canóvanas                               | PRHTA   | 2022             | F              | 89,771  | 89,771 | 89,771 | 89,771               | 359,084               | Toll Credits |  |
|      |  |         |                  | S              | -       | -      | -      | -                    | -                     |              |  |
|      |  |         |                  | T              | 89,771  | 89,771 | 89,771 | 89,771               | 359,084               |              |  |
| 3    | Preventive Maintenance Municipality of Canóvanas                                     | PRHTA   | 2023             | F              |         |        |        | 21,000               | 21,000                | Toll Credits |  |
|      |  |         |                  | S              |         |        |        |                      |                       |              |  |
|      |  |         |                  | T              |         |        |        | 21,000               | 21,000                |              |  |
| 4    | Alcohol and Drug Test Municipality of Canóvanas                                      | PRHTA   | 2023             | F              | 560     |        |        |                      | 560                   | Toll Credits |  |
|      |  |         |                  | S              |         |        |        |                      |                       |              |  |
|      |  |         |                  | T              | 560     |        |        |                      | 560                   |              |  |
| 5    | Uniforms Municipality of Canóvanas   | PRHTA   | 2023             | F              | 1,400   |        |        |                      | 1,400                 | Toll Credits |  |
|      |  |         |                  | S              |         |        |        |                      |                       |              |  |
|      |  |         |                  | T              | 1,400   |        |        |                      | 1,400                 |              |  |
| 6    | Vehicles License Tag for Situr Vehicles Municipality of Canóvanas                    | PRHTA   | 2023             | F              | 288     |        |        |                      | 288                   | Toll Credits |  |
|      |  |         |                  | S              |         |        |        |                      |                       |              |  |
|      |  |         |                  | T              | 288     |        |        |                      | 288                   |              |  |
| 7    | Cost required Insurance Coverage for the Transportation System Fleet                 | PRHTA   | 2023             | F              | 4,500   |        |        |                      | 4,500                 | Toll Credits |  |
|      |  |         |                  | S              |         |        |        |                      |                       |              |  |
|      |  |         |                  | T              | 4,500   |        |        |                      | 4,500                 |              |  |
| 8    | Acquisition of Tablets Municipality of Canóvanas                                     | PRHTA   | 2023             | F              | 9,093   |        |        |                      | 9,093                 | Toll Credits |  |
|      |  |         |                  | S              |         |        |        |                      |                       |              |  |
|      |  |         |                  | T              | 9,093   |        |        |                      | 9,093                 |              |  |
| 9    | Acquisition of five (5) Vehicles to Replace the 5310 fleet Municipality of Canóvanas | PRHTA   | 2023             | F              | 625,000 |        |        |                      | 625,000               | Toll Credits |  |
|      |  |         |                  | S              |         |        |        |                      |                       |              |  |
|      |  |         |                  | T              | 625,000 |        |        |                      | 625,000               |              |  |

GOVERNMENT OF PUERTO RICO  
 PUERTO RICO DEPARTMENT OF TRANSPORTATION AND PUBLIC WORKS  
 PUERTO RICO HIGHWAY AND TRANSPORTATION AUTHORITY  
 STATEWIDE TRANSPORTATION IMPROVEMENT PROGRAM  
 FISCAL YEARS 2023-2026  
 AMENDMENT #1  
 Administrative Modification #1

SECTION 5310: ELDERLY AND PERSONS WITH DISABILITIES PROGRAM, SAN JUAN URBANIZED AREA

| Num. | Description  | Grantee | Year Apportioned | Annual Element |         |         |         | Total Estimated Cost | Source of Local Funds | Remark       |  |
|------|--|---------|------------------|----------------|---------|---------|---------|----------------------|-----------------------|--------------|--|
|      |  |         |                  | 2023           | 2024    | 2025    | 2026    |                      |                       |              |  |
| 10   | Operational Assistance Municipality of Cataño  | PRHTA   | 2023             | F              | 130,351 |         |         |                      | 130,351               | Toll Credits |  |
|      |  |         |                  | S              |         |         |         |                      |                       |              |  |
|      |  |         |                  | T              | 130,351 |         |         |                      | 130,351               |              |  |
| 11   | Preventive Maintenance Municipality of Cataño  | PRHTA   | 2023             | F              |         |         | 26,800  |                      | 26,800                | Toll Credits |  |
|      |  |         |                  | S              |         |         |         |                      |                       |              |  |
|      |  |         |                  | T              |         |         | 26,800  |                      | 26,800                |              |  |
| 12   | GPS Tracking Systems Of Municipality of Cataño   | PRHTA   | 2023             | F              |         |         | 5,665   |                      | 5,665                 | Toll Credits |  |
|      |  |         |                  | S              |         |         |         |                      |                       |              |  |
|      |  |         |                  | T              |         |         | 5,665   |                      | 5,665                 |              |  |
| 13   | Drug and Alcohol Testing Of Municipality of Cataño   | PRHTA   | 2023             | F              | 380     |         |         |                      | 380                   | Toll Credits |  |
|      |  |         |                  | S              |         |         |         |                      |                       |              |  |
|      |  |         |                  | T              | 380     |         |         |                      | 380                   |              |  |
| 14   | Operation Assistance for Municipality of Cidra   | PRHTA   | 2023             | F              | 107,105 | 107,105 | 107,105 | 107,105              | 428,420               | Toll Credits |  |
|      |  |         |                  | S              |         |         |         |                      |                       |              |  |
|      |  |         |                  | T              | 107,105 | 107,105 | 107,105 | 107,105              | 428,420               |              |  |
| 15   | Preventive Maintenance for Municipality of Cidra   | PRHTA   | 2023             | F              | 12,086  | 12,086  | 12,806  | 12,806               | 48,344                | Toll Credits |  |
|      |  |         |                  | S              |         |         |         |                      |                       |              |  |
|      |  |         |                  | T              | 12,086  | 12,806  | 12,806  | 12,806               | 48,344                |              |  |
| 16   | Preventive Maintenance Municipality of Corozal   | PRHTA   | 2023             | F              | 44,000  |         |         |                      | 44,000                | Toll Credits |  |
|      |  |         |                  | S              |         |         |         |                      |                       |              |  |
|      |  |         |                  | T              | 44,000  |         |         |                      | 44,000                |              |  |
| 17   | Purchase and Installation of three (3) GPS Tracking System for the Municipality of Gurabo        | PRHTA   | 2022             | F              | 447     | -       | -       | -                    | 447                   | Toll Credits |  |
|      |  |         |                  | S              | -       | -       | -       | -                    | -                     |              |  |
|      |  |         |                  | T              | 447     | -       | -       | -                    | 447                   |              |  |
| 18   | Purchase and Installation of three (3) Radio Communication System for the Municipality of Gurabo | PRHTA   | 2022             | F              | 3,312   | -       | -       | -                    | 3,312                 | Toll Credits |  |
|      |  |         |                  | S              | -       | -       | -       | -                    | -                     |              |  |
|      |  |         |                  | T              | 3,312   | -       | -       | -                    | 3,312                 |              |  |
| 19   | Operational Assistance Municipality of Gurabo  | PRHTA   | 2023             | F              | 67,897  |         | -       | -                    | 67,897                | Toll Credits |  |
|      |  |         |                  | S              |         |         | -       | -                    | -                     |              |  |
|      |  |         |                  | T              | 67,897  |         | -       | -                    | 67,897                |              |  |
| 20   | Preventive Maintenance Municipality of Gurabo  | PRHTA   | 2023             | F              | 23,100  | -       | -       | -                    | 23,100                | Toll Credits |  |
|      |  |         |                  | S              |         |         | -       | -                    | -                     |              |  |
|      |  |         |                  | T              | 23,100  | -       | -       | -                    | 23,100                |              |  |

**GOVERNMENT OF PUERTO RICO**  
**PUERTO RICO DEPARTMENT OF TRANSPORTATION AND PUBLIC WORKS**  
**PUERTO RICO HIGHWAY AND TRANSPORTATION AUTHORITY**  
**STATEWIDE TRANSPORTATION IMPROVEMENT PROGRAM**  
**FISCAL YEARS 2023-2026**  
**AMENDMENT #1**  
**Administrative Modification #1**

**SECTION 5310: ELDERLY AND PERSONS WITH DISABILITIES PROGRAM, SAN JUAN URBANIZED AREA**

| Num. | Description   | Grantee | Year Apportioned | Annual Element |         |        |        | Total Estimated Cost | Source of Local Funds | Remark       |  |
|------|---|---------|------------------|----------------|---------|--------|--------|----------------------|-----------------------|--------------|--|
|      |   |         |                  | 2023           | 2024    | 2025   | 2026   |                      |                       |              |  |
| 21   | Acquisition of Equipment and Software for Vehicles Municipality of Gurabo             | PRHTA   | 2023             | F              | 4,383   | -      | -      | -                    | 4,383                 | Toll Credits |  |
|      |   |         |                  | S              | -       | -      | -      | -                    | -                     |              |  |
|      |   |         |                  | T              | 4,383   | -      | -      | -                    | 4,383                 |              |  |
| 22   | Preventive Maintenance for the Instituto Psicopedagógico de PR                        | PRHTA   | 2022             | F              | 1,500   | 1,500  | 1,500  | -                    | 4,500                 | Toll Credits |  |
|      |   |         |                  | S              | -       | -      | -      | -                    | -                     |              |  |
|      |   |         |                  | T              | 1,500   | 1,500  | 1,500  | -                    | 4,500                 |              |  |
| 23   | Operating Assistance for the Instituto Psicopedagógico de PR                          | PRHTA   | 2022             | F              | 29,108  | 29,108 | 29,108 | -                    | 87,324                | Toll Credits |  |
|      |   |         |                  | S              | -       | -      | -      | -                    | -                     |              |  |
|      |   |         |                  | T              | 29,108  | 29,108 | 29,108 | -                    | 87,324                |              |  |
| 24   | Acquisition of eight (2) vehicles for Municipality of Salinas                         | PRHTA   | 2022             | F              | 193,000 | -      | -      | -                    | 193,000               | Toll Credits |  |
|      |   |         |                  | S              | -       | -      | -      | -                    | -                     |              |  |
|      |   |         |                  | T              | 193,000 | -      | -      | -                    | 193,000               |              |  |
| 25   | Preventive Maintenance for (2) Existing Vehicles for Municipality of Salinas          | PRHTA   | 2022             | F              | 15,136  | 15,400 | -      | -                    | 30,536                | Toll Credits |  |
|      |   |         |                  | S              | -       | -      | -      | -                    | -                     |              |  |
|      |   |         |                  | T              | 15,136  | 15,400 | -      | -                    | 30,536                |              |  |
| 26   | Operational Assistance Municipality of Salinas  | PRHTA   | 2022             | F              | 70,026  | 70,026 | -      | -                    | 140,052               | Toll Credits |  |
|      |   |         |                  | S              | -       | -      | -      | -                    | -                     |              |  |
|      |   |         |                  | T              | 70,026  | 70,026 | -      | -                    | 140,052               |              |  |
| 27   | Administrative Equipment Municipality of Salinas                                      | PRHTA   | 2023             | F              | 1,350   | -      | -      | -                    | 1,350                 | Toll Credits |  |
|      |   |         |                  | S              | -       | -      | -      | -                    | -                     |              |  |
|      |   |         |                  | T              | 1,350   | -      | -      | -                    | 1,350                 |              |  |
| 28   | Drug and Alcohol Testing Municipality of Salinas                                      | PRHTA   | 2023             | F              | 250     | -      | -      | -                    | 250                   | Toll Credits |  |
|      |   |         |                  | S              | -       | -      | -      | -                    | -                     |              |  |
|      |   |         |                  | T              | 250     | -      | -      | -                    | 250                   |              |  |
| 29   | Adquisition of GPS, Tracking Systems for (4) Vehicles for the Municipality of Salinas | PRHTA   | 2023             | F              | 4,457   | -      | -      | -                    | 4,457                 | Toll Credits |  |
|      |   |         |                  | S              | -       | -      | -      | -                    | -                     |              |  |
|      |   |         |                  | T              | 4,457   | -      | -      | -                    | 4,457                 |              |  |

GOVERNMENT OF PUERTO RICO  
 PUERTO RICO DEPARTMENT OF TRANSPORTATION AND PUBLIC WORKS  
 PUERTO RICO HIGHWAY AND TRANSPORTATION AUTHORITY  
 STATEWIDE TRANSPORTATION IMPROVEMENT PROGRAM  
 FISCAL YEARS 2023-2026  
 AMENDMENT #1  
 Administrative Modification #1

**SECTION 5310: ELDERLY AND PERSONS WITH DISABILITIES PROGRAM, SAN JUAN URBANIZED AREA**

| Num. | Description  | Grantee | Year Apportioned | Annual Element |         |        |      | Total Estimated Cost | Source of Local Funds | Remark       |  |
|------|--|---------|------------------|----------------|---------|--------|------|----------------------|-----------------------|--------------|--|
|      |  |         |                  | 2023           | 2024    | 2025   | 2026 |                      |                       |              |  |
| 30   | Operating Assistance for the Municipality of San Juan                        | PRHTA   | 2022             | F              | -       | 31,945 | -    | -                    | 31,945                | Toll Credits |  |
|      |  |         |                  | S              | -       | -      | -    | -                    | -                     |              |  |
|      |  |         |                  | T              | -       | 31,945 | -    | -                    | 31,945                |              |  |
| 31   | Drug and Alcohol Test for the Municipality of San Juan                       | PRHTA   | 2022             | F              | -       | 3,680  | -    | -                    | 3,680                 | Toll Credits |  |
|      |  |         |                  | S              | -       | -      | -    | -                    | -                     |              |  |
|      |  |         |                  | T              | -       | 3,680  | -    | -                    | 3,680                 |              |  |
| 32   | Adquisition of Radios and GPS for the Municipality of San Juan               | PRHTA   | 2022             | F              | -       | 10,345 | -    | -                    | 10,345                | Toll Credits |  |
|      |  |         |                  | S              | -       | -      | -    | -                    | -                     |              |  |
|      |  |         |                  | T              | -       | 10,345 | -    | -                    | 10,345                |              |  |
| 33   | Preventive Maintenance of Transit Fleet for the Municipality of Manatí       | PRHTA   | 2023             | F              | 14,090  | -      | -    | -                    | 14,090                | Toll Credits |  |
|      |  |         |                  | S              | -       | -      | -    | -                    | -                     |              |  |
|      |  |         |                  | T              | 14,090  | -      | -    | -                    | 14,090                |              |  |
| 34   | Acquisition of one (1) Minibus (16-passengers) for Municipality of Manatí    | PRHTA   | 2023             | F              | 179,977 | -      | -    | -                    | 179,977               | Toll Credits |  |
|      |  |         |                  | S              | -       | -      | -    | -                    | -                     |              |  |
|      |  |         |                  | T              | 179,977 | -      | -    | -                    | 179,977               |              |  |
| 35   | Acquisition of one (1) Van 10 Passanger for Municipality of Manatí           | PRHTA   | 2023             | F              | 139,977 | -      | -    | -                    | 139,977               | Toll Credits |  |
|      |  |         |                  | S              | -       | -      | -    | -                    | -                     |              |  |
|      |  |         |                  | T              | 139,977 | -      | -    | -                    | 139,977               |              |  |
| 36   | Employee Annual Salary (Driver) for the Municipality of Manati               | PRHTA   | 2023             | F              | 33,576  | -      | -    | -                    | 33,576                | Toll Credits |  |
|      |  |         |                  | S              | -       | -      | -    | -                    | -                     |              |  |
|      |  |         |                  | T              | 33,576  | -      | -    | -                    | 33,576                |              |  |
| 37   | Acquisition of Two (2) Paratransit Vehicles for the Municipality of Morovis  | PRHTA   | 2023             | F              | 260,000 | -      | -    | -                    | 260,000               | Toll Credits |  |
|      |  |         |                  | S              | -       | -      | -    | -                    | -                     |              |  |
|      |  |         |                  | T              | 260,000 | -      | -    | -                    | 260,000               |              |  |
| 38   | Adquisition of Two 16 Passanger ADA Vehicles for the Municipality of Naguabo | PRHTA   | 2023             | F              | 260,000 | -      | -    | -                    | 260,000               | Toll Credits |  |
|      |  |         |                  | S              | -       | -      | -    | -                    | -                     |              |  |
|      |  |         |                  | T              | 260,000 | -      | -    | -                    | 260,000               |              |  |
| 39   | Preventive Maintenance of Transit Fleet for the Municipality of Patillas     | PRHTA   | 2023             | F              | 8,400   | -      | -    | -                    | 8,400                 | Toll Credits |  |
|      |  |         |                  | S              | -       | -      | -    | -                    | -                     |              |  |
|      |  |         |                  | T              | 8,400   | -      | -    | -                    | 8,400                 |              |  |
| 40   | Operating Assistance for the Municipality of Patillas                        | PRHTA   | 2023             | F              | 40,989  | -      | -    | -                    | 40,989                | Toll Credits |  |
|      |  |         |                  | S              | -       | -      | -    | -                    | -                     |              |  |
|      |  |         |                  | T              | 40,989  | -      | -    | -                    | 40,989                |              |  |

GOVERNMENT OF PUERTO RICO  
 PUERTO RICO DEPARTMENT OF TRANSPORTATION AND PUBLIC WORKS  
 PUERTO RICO HIGHWAY AND TRANSPORTATION AUTHORITY  
 STATEWIDE TRANSPORTATION IMPROVEMENT PROGRAM  
 FISCAL YEARS 2023-2026  
 AMENDMENT #1  
 Administrative Modification #1

SECTION 5310: ELDERLY AND PERSONS WITH DISABILITIES PROGRAM, SAN JUAN URBANIZED AREA

| Num. | Description   | Grantee | Year Apportioned | Annual Element |           |         |         | Total Estimated Cost | Source of Local Funds | Remark |  |
|------|---|---------|------------------|----------------|-----------|---------|---------|----------------------|-----------------------|--------|--|
|      |   |         |                  | 2023           | 2024      | 2025    | 2026    |                      |                       |        |  |
| 41   | Drug and Alcohol Test for the Municipality of Patillas  | PRHTA   | 2023             | F              | 200       | -       | -       | 200                  | Toll Credits          |        |  |
|      |   |         |                  | S              | -         | -       | -       | -                    |                       |        |  |
|      |   |         |                  | T              | 200       | -       | -       | 200                  |                       |        |  |
| 42   | Tablets for Form Requirements for the Municipality of Patillas                                  | PRHTA   | 2023             | F              | 3,031     | -       | -       | 3,031                | Toll Credits          |        |  |
|      |   |         |                  | S              | -         | -       | -       | -                    |                       |        |  |
|      |   |         |                  | T              | 3,031     | -       | -       | 3,031                |                       |        |  |
| 43   | Preventive Maintenance for the Municipality of Toa Alta   | PRHTA   | 2023             | F              | 7,678     | -       | -       | 7,678                | Toll Credits          |        |  |
|      |   |         |                  | S              | -         | -       | -       | -                    |                       |        |  |
|      |   |         |                  | T              | 7,678     | -       | -       | 7,678                |                       |        |  |
| 44   | Operational Assistance for the Municipality of Toa Alta   | PRHTA   | 2023             | F              | 3,496     | -       | -       | 3,496                | Toll Credits          |        |  |
|      |   |         |                  | S              | -         | -       | -       | -                    |                       |        |  |
|      |   |         |                  | T              | 3,496     | -       | -       | 3,496                |                       |        |  |
| 45   | Preventive Maintenance Municipality of Trujillo Alto  | PRHTA   | 2023             | F              | 8,400     | -       | -       | 8,400                | Toll Credits          |        |  |
|      |   |         |                  | S              | -         | -       | -       | -                    |                       |        |  |
|      |   |         |                  | T              | 8,400     | -       | -       | 8,400                |                       |        |  |
| 46   | Operational Assistance Municipality of Trujillo Alto  | PRHTA   | 2023             | F              | 102,960   | -       | -       | 102,960              | Toll Credits          |        |  |
|      |   |         |                  | S              | -         | -       | -       | -                    |                       |        |  |
|      |   |         |                  | T              | 102,960   | -       | -       | 102,960              |                       |        |  |
| 47   | Alcohol and Drug Test Municipality of Trujillo Alto   | PRHTA   | 2023             | F              | 260       | -       | -       | 260                  | Toll Credits          |        |  |
|      |   |         |                  | S              | -         | -       | -       | -                    |                       |        |  |
|      |   |         |                  | T              | 260       | -       | -       | 260                  |                       |        |  |
| 48   | Cost of Required Insurance Coverage for the Transportation System Municipality of Trujillo Alto | PRHTA   | 2023             | F              | 1,800     | -       | -       | 1,800                | Toll Credits          |        |  |
|      |   |         |                  | S              | -         | -       | -       | -                    |                       |        |  |
|      |   |         |                  | T              | 1,800     | -       | -       | 1,800                |                       |        |  |
| 49   | Uniforms Municipality of Trujillo Alto  | PRHTA   | 2023             | F              | 700       | -       | -       | 700                  | Toll Credits          |        |  |
|      |   |         |                  | S              | -         | -       | -       | -                    |                       |        |  |
|      |   |         |                  | T              | 700       | -       | -       | 700                  |                       |        |  |
| 50   | Acquisition of Tablets Municipality of Trujillo Alto  | PRHTA   | 2023             | F              | 4,546     | -       | -       | 4,546                | Toll Credits          |        |  |
|      |   |         |                  | S              | -         | -       | -       | -                    |                       |        |  |
|      |   |         |                  | T              | 4,546     | -       | -       | 4,546                |                       |        |  |
| 51   | Vehicle License Tag for Vehicles Municipality of Trujillo Alto                                  | PRHTA   | 2023             | F              | 110       | -       | -       | 110                  | Toll Credits          |        |  |
|      |   |         |                  | S              | -         | -       | -       | -                    |                       |        |  |
|      |   |         |                  | T              | 110       | -       | -       | 110                  |                       |        |  |
|      |   |         |                  | F              | 2,571,690 | 314,775 | 215,844 | 110,771              | 3,534,395             |        |  |
|      |   |         |                  | S              | -         | -       | -       | -                    | -                     |        |  |
|      |   |         |                  | T              | 2,571,690 | 314,775 | 215,844 | 110,771              | 3,534,395             |        |  |



---

*Government of Puerto Rico*  
*Puerto Rico Department of Transportation and Public Works*  
*Puerto Rico Highways and Transportation Authority*

***Statewide Transportation Improvement Program (STIP)***

***FEDERAL TRANSIT ADMINISTRATION (FTA)***  
***San Juan Urbanized Area (SJUA)***  
***(UA > 1,000,000 in Population)***

PUERTO RICO  
HIGHWAYS &  
TRANSPORTATION  
AUTHORITY



***Section 5329***

PUERTO RICO  
DEPARTMENT OF  
TRANSPORTATION  
AND PUBLIC WORKS



GOVERNMENT OF PUERTO RICO  
 PUERTO RICO DEPARTMENT OF TRANSPORTATION AND PUBLIC WORKS  
 PUERTO RICO HIGHWAY AND TRANSPORTATION AUTHORITY  
 STATEWIDE TRANSPORTATION IMPROVEMENT PROGRAM  
 FISCAL YEARS 2023-2026  
 AMENDMENT #1  
 Administrative Modification #1

SECTION 5329: STATE SAFETY OVERSIGHT PROGRAM, SAN JUAN URBANIZED AREA

| Num.                        | Description                    | Grantee | Year Apportioned |   |           |      |      |      | Total Estimated Cost | Source of Local Funds | Remarks         |
|-----------------------------|--------------------------------|---------|------------------|---|-----------|------|------|------|----------------------|-----------------------|-----------------|
|                             |                                |         |                  |   | 2023      | 2024 | 2025 | 2026 |                      |                       |                 |
| 1                           | State Safety Oversight Program | PREMA   | 2023             | F | 598,637   |      |      |      | \$598,637            |                       | FY22 allocation |
|                             |                                |         |                  | S |           |      |      |      |                      |                       |                 |
|                             |                                |         |                  | T | 598,637   |      |      |      | \$598,637            |                       |                 |
| Total Federal Funds:        |                                |         |                  |   | \$598,637 |      |      |      | \$598,637            |                       |                 |
| Total State or Local Funds: |                                |         |                  |   |           |      |      |      |                      |                       |                 |
| Total                       |                                |         |                  |   | \$598,637 |      |      |      | \$598,637            |                       |                 |

---

*Government of Puerto Rico*  
*Puerto Rico Department of Transportation and Public Works*  
*Puerto Rico Highways and Transportation Authority*

***Statewide Transportation Improvement Program (STIP)***

***FEDERAL TRANSIT ADMINISTRATION (FTA)***  
***San Juan Urbanized Area (SJUA)***  
***(UA > 1,000,000 in Population)***



***Section 5337***



GOVERNMENT OF PUERTO RICO  
 PUERTO RICO DEPARTMENT OF TRANSPORTATION AND PUBLIC WORKS  
 PUERTO RICO HIGHWAY AND TRANSPORTATION AUTHORITY  
 STATEWIDE TRANSPORTATION IMPROVEMENT PROGRAM  
 FISCAL YEARS 2023-2026  
 AMENDMENT #1  
 Administrative Modification #1

SECTION 5337: HIGH INTENSITY FIXED GUIDEWAY STATE OF GOOD REPAIR, SAN JUAN URBANIZED AREA

| Num.                        | Description  | Grantee      | Year Apportioned | Annual Element |            |            |            | Total Estimated Cost | Source of Local Funds | Remarks      |      |
|-----------------------------|--|--------------|------------------|----------------|------------|------------|------------|----------------------|-----------------------|--------------|------|
|                             |  |              |                  |                | 2023       | 2024       | 2025       |                      |                       |              | 2026 |
| 1                           | Heavy Preventive Maintenance (HPM) for Tren Urbano           | PRHTA/ATI-TU | 2022             | F              | 8,000,000  | 8,000,000  | 8,000,000  | 8,000,000            | 32,000,000            | Toll Credits |      |
|                             |  |              |                  | S              | -          | -          | -          | -                    | -                     |              |      |
|                             |  |              |                  | T              | 8,000,000  | 8,000,000  | 8,000,000  | 8,000,000            | 32,000,000            |              |      |
| 2                           | Bridge Inspection for TU                                     | PRHTA/ATI-TU | 2022             | F              | 4,469,718  | 3,140,440  | -          | -                    | 7,610,158             | Toll Credits |      |
|                             |  |              |                  | S              | -          | -          | -          | -                    | -                     |              |      |
|                             |  |              |                  | T              | 4,469,718  | 3,140,440  | -          | -                    | 7,610,158             |              |      |
| 3                           | Preventive Maintenance Cost for TU                           | PRHTA/ATI-TU | 2023             | F              | 8,500,000  | -          | 3,100,000  | 3,100,000            | 14,700,000            | Toll Credits |      |
|                             |  |              |                  | S              | -          | -          | -          | -                    | -                     |              |      |
|                             |  |              |                  | T              | 8,500,000  | -          | 3,100,000  | 3,100,000            | 14,700,000            |              |      |
| 4                           | Capital projects for Tren Urbano Communication System (FY23) | PRHTA/ATI-TU | 2023             | F              | 8,000,000  |            |            |                      | 8,000,000             | Toll Credits |      |
|                             |  |              |                  | S              |            |            |            |                      |                       |              |      |
|                             |  |              |                  | T              | 8,000,000  |            |            |                      | 8,000,000             |              |      |
| Total Federal Funds:        |  |              |                  |                | 28,969,718 | 11,140,440 | 11,100,000 | 11,100,000           | 62,310,158            |              |      |
| Total State or Local Funds: |  |              |                  |                | -          | -          | -          | -                    | -                     |              |      |
| Total                       |  |              |                  |                | 28,969,718 | 11,140,440 | 11,100,000 | 11,100,000           | 62,310,158            |              |      |

---

*Government of Puerto Rico  
Puerto Rico Department of Transportation and Public Works  
Puerto Rico Highways and Transportation Authority*

***Statewide Transportation Improvement Program (STIP)***

***FEDERAL TRANSIT ADMINISTRATION (FTA)***  
***San Juan Urbanized Area (SJUA)***  
***(UA > 1,000,000 in Population)***



***Section 5339***



GOVERNMENT OF PUERTO RICO  
 PUERTO RICO DEPARTMENT OF TRANSPORTATION AND PUBLIC WORKS  
 PUERTO RICO HIGHWAY AND TRANSPORTATION AUTHORITY  
 STATEWIDE TRANSPORTATION IMPROVEMENT PROGRAM  
 FISCAL YEAR 2023-2026  
 AMENDMENT #1  
 Administrative Modification #1

SECTION 5339: BUS AND BUS FACILITIES PROGRAM, SAN JUAN URBANIZED AREA

| Num. | Description   | Grantee  | Year Apportioned |      |           |      |           | Total Estimated Cost | Source of Local Funds | Remarks      |   |
|------|---|----------|------------------|------|-----------|------|-----------|----------------------|-----------------------|--------------|---|
|      |   |          |                  | 2023 | 2024      | 2025 | 2026      |                      |                       |              |   |
| 1    | Replacement of Thirty-Six (36) Trolley Bus Stops, Phase 1   | Bayamón  | 2018             | F    | 176,000   | -    | -         | -                    | 176,000               | Toll Credit  | Carryover Funds FY18 TRAMS App# 2008-2022-2           |
|      |   |          |                  | S    | -         | -    | -         | -                    | -                     |              |   |
|      |   |          |                  | T    | 176,000   | -    | -         | -                    | 176,000               |              |   |
| 2    | Replacement of 2 Trolley Vehicles   | Bayamón  | 2022             | F    | 425,000   | -    | -         | -                    | 425,000               | Toll Credit  |   |
|      |   |          |                  | S    | -         | -    | -         | -                    | -                     |              |   |
|      |   |          |                  | T    | 425,000   | -    | -         | -                    | 425,000               |              |   |
| 3    | Replacement of two (2) trolley vehicles   | Bayamón  | 2023             | F    | 515,000   |      |           |                      | 515,000               | Toll Credits |   |
|      |   |          |                  | S    |           |      |           |                      |                       |              |   |
|      |   |          |                  | T    | 515,000   |      |           |                      | 515,000               |              |   |
| 4    | Renovation and Development of the Francisco Pereira Transportation Terminal   | Caguas   | 2015             | F    | 4,768,478 | -    | -         | -                    | 4,768,478             | Toll Credits | PR-2017-015-01  |
|      |   |          |                  | S    | -         | -    | -         | -                    | -                     |              |   |
|      |   |          |                  | T    | 4,768,478 | -    | -         | -                    | 4,768,478             |              |   |
| 5    | Purchases of Equipment and Tools for the Municipality Garage  | Carolina | 2020             | F    | 62,000    | -    | -         | -                    | 62,000                | Toll Credits | Carryover Funds FY20 TRAMS #2038-2020-3 \$62,000 (P4) |
|      |   |          |                  | S    | -         | -    | -         | -                    | -                     |              |   |
|      |   |          |                  | T    | 62,000    | -    | -         | -                    | 62,000                |              |   |
| 6    | Purchases of Electronic Equipment and Accessories for Transportation Services Offices   | Carolina | 2020             | F    | 2,500     | -    | -         | -                    | 2,500                 | Toll Credits | Carryover Funds FY20 TRAMS #2038-2020-3 \$2,500 (P4)  |
|      |   |          |                  | S    | -         | -    | -         | -                    | -                     |              |   |
|      |   |          |                  | T    | 2,500     | -    | -         | -                    | 2,500                 |              |   |
| 8    | Acquisition of Four (4) New Transit Buses for Two (2) Routes Expansion: Terminal Iturregui-Plaza Escorial & Terminal Iturregui-Vistamar Marina. | Carolina | 2022             | F    |           | -    | 1,887,905 | -                    | 1,887,905             | Toll Credits | Subject to Transportation Study-                      |
|      |   |          |                  | S    | -         | -    | -         | -                    | -                     |              |   |
|      |   |          |                  | T    |           | -    | 1,887,905 | -                    | 1,887,905             |              |   |

GOVERNMENT OF PUERTO RICO  
 PUERTO RICO DEPARTMENT OF TRANSPORTATION AND PUBLIC WORKS  
 PUERTO RICO HIGHWAY AND TRANSPORTATION AUTHORITY  
 STATEWIDE TRANSPORTATION IMPROVEMENT PROGRAM  
 FISCAL YEAR 2023-2026  
 AMENDMENT #1  
 Administrative Modification #1

SECTION 5339: BUS AND BUS FACILITIES PROGRAM, SAN JUAN URBANIZED AREA

| Num. | Description   | Grantee  | Year Apportioned |      |           |         |      | Total Estimated Cost | Source of Local Funds | Remarks                                     |
|------|---|----------|------------------|------|-----------|---------|------|----------------------|-----------------------|---|
|      |   |          |                  | 2023 | 2024      | 2025    | 2026 |                      |                       |   |
| 9    | Acquisition and Installation of Bus Stop Signage for Two (2) Routes Expansion: Terminal Iturregui-Plaza Escorial & Terminal Iturregui-Vistamar Marina | Carolina | 2022             | F    | 29,600    | -       | -    | 29,600               | Toll Credits          | Subject to Transportation Study-            |
|      |   |          |                  | S    | -         | -       | -    | -                    |                       |   |
|      |   |          |                  | T    | 29,600    | -       | -    | 29,600               |                       |   |
| 10   | Acquisition of two (2) 30 feet Low Rider Buses of 31 passengers for the replacement of two (2) 30 feet Trolleys                                       | Cayey    | 2020             | F    | 1,000,000 | -       | -    | 1,000,000            | Toll Credits          |   |
|      |   |          |                  | S    | -         | -       | -    | -                    |                       |   |
|      |   |          |                  | T    | 1,000,000 | -       | -    | 1,000,000            |                       |   |
| 11   | Design for the Renovation of Public Terminal Mercedes Ortíz   | Cayey    | 2021             | F    | -         | 472,500 | -    | 472,500              | Toll Credits          | App # 5584-2022-1                           |
|      |   |          |                  | S    | -         | -       | -    | -                    |                       |   |
|      |   |          |                  | T    | -         | 472,500 | -    | 472,500              |                       |   |
| 13   | Acquisition of Equipment for the Maintenance of Transit Fleet   | Ciales   | 2017             | F    | 10,000    | -       | -    | 10,000               | Toll Credit           | Carryover Funds FY17                        |
|      |   |          |                  | S    | -         | -       | -    | -                    |                       |   |
|      |   |          |                  | T    | 10,000    | -       | -    | 10,000               |                       |   |
| 14   | Purchase of Communication Equipment - One Mobile Radio  | Ciales   | 2017             | F    | 17,500    | -       | -    | 17,500               | Toll Credit           | Carryover Funds FY17                        |
|      |   |          |                  | S    | -         | -       | -    | -                    |                       |   |
|      |   |          |                  | T    | 17,500    | -       | -    | 17,500               |                       |   |
| 15   | Additional Funds for Security Camaras - Ing. Angel Cabiya Terminal  | Ciales   | 2022             | F    | 4,947     | -       | -    | 4,947                | Toll Credit           | Budget Revision Increase Grant PR-2020-036- |
|      |   |          |                  | S    | -         | -       | -    | -                    |                       |   |
|      |   |          |                  | T    | 4,947     | -       | -    | 4,947                |                       |   |

GOVERNMENT OF PUERTO RICO  
 PUERTO RICO DEPARTMENT OF TRANSPORTATION AND PUBLIC WORKS  
 PUERTO RICO HIGHWAY AND TRANSPORTATION AUTHORITY  
 STATEWIDE TRANSPORTATION IMPROVEMENT PROGRAM  
 FISCAL YEAR 2023-2026  
 AMENDMENT #1  
 Administrative Modification #1

SECTION 5339: BUS AND BUS FACILITIES PROGRAM, SAN JUAN URBANIZED AREA

| Num. | Description   | Grantee  | Year Apportioned |      |           |        |      | Total Estimated Cost | Source of Local Funds | Remarks      |  |
|------|---|----------|------------------|------|-----------|--------|------|----------------------|-----------------------|--------------|--|
|      |   |          |                  | 2023 | 2024      | 2025   | 2026 |                      |                       |              |  |
| 16   | Acquisition of one (1) Passenger Trolleys with Handicap Ramp for Replacement      | Cidra    | 2018             | F    | 270,320   | -      | -    | -                    | 270,320               | Toll Credit  | Carryover Funds FY18 TRAMS # 5654-2019-1 |
|      |   |          |                  | S    | -         | -      | -    | -                    | -                     |              |  |
|      |   |          |                  | T    | 270,320   | -      | -    | -                    | 270,320               |              |  |
| 17   | Installation for 25 Cameras Surveillance System for Transit Vehicle               | Guaynabo | 2020             | F    | 100,000   | -      | -    | -                    | 100,000               | Toll Credits | TRAMS Application # 1905-2020-1          |
|      |   |          |                  | S    | -         | -      | -    | -                    | -                     |              |  |
|      |   |          |                  | T    | 100,000   | -      | -    | -                    | 100,000               |              |  |
| 18   | Replacement of 3 vehicles 35ft / 36 Passengers                                    | Guaynabo | 2022             | F    | 1,260,000 | -      | -    | -                    | 1,260,000             | Toll Credit  |  |
|      |   |          |                  | S    | -         | -      | -    | -                    | -                     |              |  |
|      |   |          |                  | T    | 1,260,000 | -      | -    | -                    | 1,260,000             |              |  |
|      | Acquisition of seven (7) Fixed Route Vehicles                                     | Humacao  | 2023             | F    | 520,180   | -      | -    | -                    | 520,180               | Toll Credit  |  |
|      |   |          |                  | S    | -         | -      | -    | -                    | -                     |              |  |
|      |   |          |                  | T    | 520,180   | -      | -    | -                    | 520,180               |              |  |
| 19   | Installation of camera surveillance system for the Public Transportation Terminal | Juncos   | 2019             | F    | 6,000     | -      | -    | -                    | 6,000                 | Toll Credit  | Carryover fund FY 2019                   |
|      |   |          |                  | S    | -         | -      | -    | -                    | -                     |              |  |
|      |   |          |                  | T    | 6,000     | -      | -    | -                    | 6,000                 |              |  |
| 20   | Construction of seven (7) bus shelters along main transit route                   | Juncos   | 2019             | F    | 38,000    | -      | -    | -                    | 38,000                | Toll Credit  | Carryover fund FY 2019                   |
|      |   |          |                  | S    | -         | -      | -    | -                    | -                     |              |  |
|      |   |          |                  | T    | 38,000    | -      | -    | -                    | 38,000                |              |  |
| 21   | Maintanance Facilities Building   | MBA      | 2023             | F    | 500,000   | -      | -    | -                    | 500,000               | Toll Credits |  |
|      |   |          |                  | S    | -         | -      | -    | -                    | -                     |              |  |
|      |   |          |                  | T    | 500,000   | -      | -    | -                    | 500,000               |              |  |
| 22   | Bus stops nughteen (19) for Universidad Sagrado Corazón                           | PRHTA    | 2020             | F    |           | 76,987 | -    | -                    | 76,987                | Toll Credits |  |
|      |   |          |                  | S    |           | -      | -    | -                    | -                     |              |  |
|      |   |          |                  | T    |           | 76,987 | -    | -                    | 76,987                |              |  |



GOVERNMENT OF PUERTO RICO  
 PUERTO RICO DEPARTMENT OF TRANSPORTATION AND PUBLIC WORKS  
 PUERTO RICO HIGHWAY AND TRANSPORTATION AUTHORITY  
 STATEWIDE TRANSPORTATION IMPROVEMENT PROGRAM  
 FISCAL YEAR 2023-2026  
 AMENDMENT #1  
 Administrative Modification #1

SECTION 5339: BUS AND BUS FACILITIES PROGRAM, SAN JUAN URBANIZED AREA

| Num.                               | Description  | Grantee   | Year Apportioned | Year |            |           |           | Total Estimated Cost | Source of Local Funds | Remarks      |                        |
|------------------------------------|--|-----------|------------------|------|------------|-----------|-----------|----------------------|-----------------------|--------------|------------------------|
|                                    |  |           |                  | 2023 | 2024       | 2025      | 2026      |                      |                       |              |                        |
| 23                                 | Purchase and Installation of Automatic Passenger Counters (APC)          | Toa Baja  | 2020             | F    | 50,455     | -         | -         | -                    | 50,455                | Toll Credits | Carryover Fund FY 2020 |
|                                    |  |           |                  | S    | -          | -         | -         | -                    | -                     |              |                        |
|                                    |  |           |                  | T    | 50,455     | -         | -         | -                    | 50,455                |              |                        |
| 24                                 | Purchase and Installation of twenty (20) GPS Tracking System             | Toa Baja  | 2020             | F    | 13,977     | -         | -         | -                    | 13,977                | Toll Credits | Carryover Fund FY 2020 |
|                                    |  |           |                  | S    | -          | -         | -         | -                    | -                     |              |                        |
|                                    |  |           |                  | T    | 13,977     | -         | -         | -                    | 13,977                |              |                        |
| 25                                 | Radio Communication System and monthly fees                              | Toa Baja  | 2020             | F    | 11,229     | -         | -         | -                    | 11,229                | Toll Credits | Carryover Fund FY 2020 |
|                                    |  |           |                  | S    | -          | -         | -         | -                    | -                     |              |                        |
|                                    |  |           |                  | T    | 11,229     | -         | -         | -                    | 11,229                |              |                        |
| 26                                 | Purchase and Installation Bus Stop                                       | Toa Baja  | 2020             | F    | 13,750     | -         | -         | -                    | 13,750                | Toll Credits | Carryover Fund FY 2020 |
|                                    |  |           |                  | S    | -          | -         | -         | -                    | -                     |              |                        |
|                                    |  |           |                  | T    | 13,750     | -         | -         | -                    | 13,750                |              |                        |
| 27                                 | Additional Funds for Improvements of Terminal Héctor Joy Sandin Phase II | Vega Baja | 2022             | F    | 710,961    | -         | -         | -                    | 710,961               | Toll Credits |                        |
|                                    |  |           |                  | S    | -          | -         | -         | -                    | -                     |              |                        |
|                                    |  |           |                  | T    | 710,961    | -         | -         | -                    | 710,961               |              |                        |
| 28                                 | Appraisal of Facilities  | Vega Baja | 2022             | F    | 45,420     | -         | -         | -                    | 45,420                | Toll Credits |                        |
|                                    |  |           |                  | S    | -          | -         | -         | -                    | -                     |              |                        |
|                                    |  |           |                  | T    | 45,420     | -         | -         | -                    | 45,420                |              |                        |
| 29                                 | Repair and Upgrade of the Hector Joy Sandin Transportation               | Vega Baja | 2021             | F    | 531,686    | -         | -         | -                    | 531,686               | Toll Credits |                        |
|                                    |  |           |                  | S    | -          | -         | -         | -                    | -                     |              |                        |
|                                    |  |           |                  | T    | 531,686    | -         | -         | -                    | 531,686               |              |                        |
| 30                                 | Bus Fleet Video Surveillance   | Vega Baja | 2023             | F    | 68,714     |           |           |                      | 68,714                | Toll Credits |                        |
|                                    |  |           |                  | S    |            |           |           |                      |                       |              |                        |
|                                    |  |           |                  | T    | 68,714     |           |           |                      | 68,714                |              |                        |
| 31                                 | Bus Fleet Exterior Wash and Cleaning Services                            | Vega Baja | 2023             | F    | 19,080     | 19,080    | 19,080    | 19,080               | 76,320                | Toll Credits |                        |
|                                    |  |           |                  | S    |            |           |           |                      |                       |              |                        |
|                                    |  |           |                  | T    | 19,080     | 19,080    | 19,080    | 19,080               | 76,320                |              |                        |
| <b>Total Federal Funds:</b>        |  |           |                  | F    | 10,141,197 | 1,125,667 | 2,379,485 | 19,080               | 13,665,429            |              |                        |
| <b>Total State or Local Funds:</b> |  |           |                  | S    |            |           |           |                      |                       |              |                        |
| <b>Total</b>                       |  |           |                  | T    | 10,141,197 | 1,125,667 | 2,379,485 | 19,080               | 13,665,429            |              |                        |

---

*Government of Puerto Rico  
Puerto Rico Department of Transportation and Public Works  
Puerto Rico Highways and Transportation Authority*

***Statewide Transportation Improvement Program (STIP)***

***FEDERAL TRANSIT ADMINISTRATION (FTA)***

***San Juan Urbanized Area (SJUA)***

***(UA > 1,000,000 in Population)***

***Discretionary Funding***

GOVERNMENT OF PUERTO RICO  
 PUERTO RICO DEPARTMENT OF TRANSPORTATION AND PUBLIC WORKS  
 PUERTO RICO HIGHWAY AND TRANSPORTATION AUTHORITY  
 STATEWIDE TRANSPORTATION IMPROVEMENT PROGRAM  
 FISCAL YEARS 2023-2026  
 AMENDMENT #1  
 Administrative Modification #1

Discretionary Funding

| Num.                               | Description  | Grantee    | Year | Annual Element |                   |      |      | Total Estimated Cost | Source of Local Funds | Remarks     |   |
|------------------------------------|--|------------|------|----------------|-------------------|------|------|----------------------|-----------------------|-------------|---|
|                                    |  |            |      |                | 2023              | 2024 | 2025 |                      |                       |             | 2026  |
| 1                                  | Reconnecting Santurce: Planning and Preliminary Design | PRHTA/DTPW | 2023 | F              | 1,600,000         |      |      |                      | 1,600,000             | Toll Credit |   |
|                                    |  |            |      | S              |                   |      |      |                      | -                     |             |   |
|                                    |  |            |      | T              | 1,600,000         |      |      |                      | 1,600,000             |             |   |
| 2                                  | Proyect for Electronic Vehicles Charging Stations      | Bayamón    | 2023 | F              | 7,225,200         |      |      |                      | 7,225,200             |             | Charging and Fueling Infrastructure Grant Program |
|                                    |  |            |      | S              |                   |      |      |                      |                       |             |   |
|                                    |  |            |      | T              | 7,225,200         |      |      |                      | 7,225,200             |             |   |
| 3                                  | Purchase of new (8) buses to replace old buses         | Carolina   | 2020 | F              | 2,428,880         | -    | -    | -                    | 2,428,880             | Toll Credit | Lapsing Funds-Application 2038-2022-3             |
|                                    |  |            |      | S              | -                 | -    | -    | -                    | -                     |             |   |
|                                    |  |            |      | T              | 2,428,880         | -    | -    | -                    | 2,428,880             |             |   |
| <b>Total Federal Funds:</b>        |  |            |      |                | <b>11,254,080</b> | -    | -    | -                    | <b>11,254,080</b>     |             |   |
| <b>Total State or Local Funds:</b> |  |            |      |                | -                 | -    | -    | -                    | -                     |             |   |
| <b>Total</b>                       |  |            |      |                | <b>11,254,080</b> | -    | -    | -                    | <b>11,254,080</b>     |             |   |

---

*Government of Puerto Rico  
Puerto Rico Department of Transportation and Public Works  
Puerto Rico Highways and Transportation Authority*

*Statewide Transportation Improvement Program (STIP)*

***FEDERAL TRANSIT ADMINISTRATION (FTA)***

*San Juan Urbanized Area (SJUA)  
(UA > 1,000,000 in Population)*

*Emergency Relief Program  
Section 5324*

PUERTO RICO  
HIGHWAYS &  
TRANSPORTATION  
AUTHORITY



PUERTO RICO  
DEPARTMENT OF  
TRANSPORTATION  
AND PUBLIC WORKS



GOVERNMENT OF PUERTO RICO  
 PUERTO RICO DEPARTMENT OF TRANSPORTATION AND PUBLIC WORKS  
 PUERTO RICO HIGHWAY AND TRANSPORTATION AUTHORITY  
 STATEWIDE TRANSPORTATION IMPROVEMENT PROGRAM  
 FISCAL YEARS 2023-2026  
 AMENDMENT #1  
 Administrative Modification #1

SECTION 5324: Emergency Relief Program/Resiliency Project

| Num.                               | Description                    | Grantee | Year Apportioned |   |                         |      |      |      | Total Estimated Cost | Source of Local Funds | Remarks               |
|------------------------------------|--------------------------------|---------|------------------|---|-------------------------|------|------|------|----------------------|-----------------------|-----------------------|
|                                    |                                |         |                  |   | 2023                    | 2024 | 2025 | 2026 |                      |                       |                       |
| 1                                  | New Transit Building           | PRHTA   | 2022             | F | 15,000,000              |      |      |      | 15,000,000           |                       | Regular ER Funding    |
|                                    |                                |         |                  | S |                         |      |      |      | -                    |                       |                       |
|                                    |                                |         |                  | T | 15,000,000              |      |      |      | 15,000,000           |                       |                       |
| 2                                  | Back Up Generators Tren Urbano | PRHTA   | 2022             | F | 25,721,000              |      |      |      | 25,721,000           |                       | ER Resiliency Funding |
|                                    |                                |         |                  | S |                         |      |      |      | -                    |                       |                       |
|                                    |                                |         |                  | T | 25,721,000              |      |      |      | 25,721,000           |                       |                       |
| <b>Total Federal Funds:</b>        |                                |         |                  |   | <b>\$ 40,721,000.00</b> |      |      |      | <b>\$ 40,721,000</b> |                       |                       |
| <b>Total State or Local Funds:</b> |                                |         |                  |   |                         |      |      |      | <b>\$ -</b>          |                       |                       |
| <b>Total</b>                       |                                |         |                  |   | <b>\$ 40,721,000.00</b> |      |      |      | <b>\$ 40,721,000</b> |                       |                       |

---

*Government of Puerto Rico  
Puerto Rico Department of Transportation and Public Works  
Puerto Rico Highways and Transportation Authority*

*Statewide Transportation Improvement Program (STIP)  
Fiscal Years 2023-2026*

***FEDERAL TRANSIT ADMINISTRATION (FTA)***

*San Juan Urbanized Area (SJUA)*

***COVID-19 Funding***



GOVERNMENT OF PUERTO RICO  
 PUERTO RICO DEPARTMENT OF TRANSPORTATION AND PUBLIC WORKS  
 PUERTO RICO HIGHWAY AND TRANSPORTATION AUTHORITY  
 STATEWIDE TRANSPORTATION IMPROVEMENT PROGRAM  
 FISCAL YEARS 2023 - 2026  
 AMENDEMENT #1  
 Administrative Modification #1

SECTION 5307: COVID Funds - SAN JUAN URBANIZED AREA

| Num. | Description  | Grantee      | Year Apportioned | Annual Element |            |      |      | Total Estimated Cost | Source of Local Funds | Remarks |  |
|------|--|--------------|------------------|----------------|------------|------|------|----------------------|-----------------------|---------|--|
|      |  |              |                  | 2023           | 2024       | 2025 | 2026 |                      |                       |         |  |
| 1    | State of Good Repair for Intermodel Services   | PRHTA/ATI-TU | 2023             | F              | 6,000,000  |      |      |                      | 6,000,000             |         |  |
|      |  |              |                  | S              |            |      |      |                      |                       |         |  |
|      |  |              |                  | T              | 6,000,000  |      |      |                      | 6,000,000             |         |  |
| 2    | Acquisition and Installation of 73 Trolley Stops and Signs for Terminal and Stops along the Trolley Routes | Cayey        | 2022             | F              | 934,400    | -    | -    | -                    | 934,400               |         |  |
|      |  |              |                  | S              | -          | -    | -    | -                    | -                     |         |  |
|      |  |              |                  | T              | 934,400    | -    | -    | -                    | 934,400               |         |  |
| 3    | Replacement of three (3) paratransit vans  | Cidra        | 2023             | F              | 270,000    |      |      |                      | 270,000               |         |  |
|      |  |              |                  | S              |            |      |      |                      |                       |         |  |
|      |  |              |                  | T              | 270,000    |      |      |                      | 270,000               |         |  |
| 4    | Acquisition of Vehicles six (6) for Route Extensions Fixed Route   | Manatí       | 2022             | F              | 600,000    | -    | -    | -                    | 600,000               |         |  |
|      |  |              |                  | S              | -          | -    | -    | -                    | -                     |         |  |
|      |  |              |                  | T              | 600,000    | -    | -    | -                    | 600,000               |         |  |
| 5    | Acquisition of Vehicles for Route Extensions - 4 units - Paratransit                                       | Manatí       | 2022             | F              | 365,000    | -    | -    | -                    | 365,000               |         |  |
|      |  |              |                  | S              | -          | -    | -    | -                    | -                     |         |  |
|      |  |              |                  | T              | 365,000    | -    | -    | -                    | 365,000               |         |  |
| 6    | Acquisiton of seventy-five (75) Bus Stops including ramps, bust stops, singage(Route Extensions)           | Manatí       | 2022             | F              | 487,500    | -    | -    | -                    | 487,500               |         |  |
|      |  |              |                  | S              | -          | -    | -    | -                    | -                     |         |  |
|      |  |              |                  | T              | 487,500    | -    | -    | -                    | 487,500               |         |  |
| 7    | A&E for Condado Sidewalks  | San Juan     | 2022             | F              | 251,000    |      |      |                      | 251,000               |         |  |
|      |  |              |                  | S              |            |      |      |                      | -                     |         |  |
|      |  |              |                  | T              | 251,000    | -    | -    | -                    | 251,000               |         |  |
| 8    | Rehab Sidewalks Along Transit Stops in Condado   | San Juan     | 2022             | F              | 10,870,306 |      |      |                      | 10,870,306            |         |  |
|      |  |              |                  | S              |            |      |      |                      | -                     |         |  |
|      |  |              |                  | T              | 10,870,306 | -    | -    | -                    | 10,870,306            |         |  |

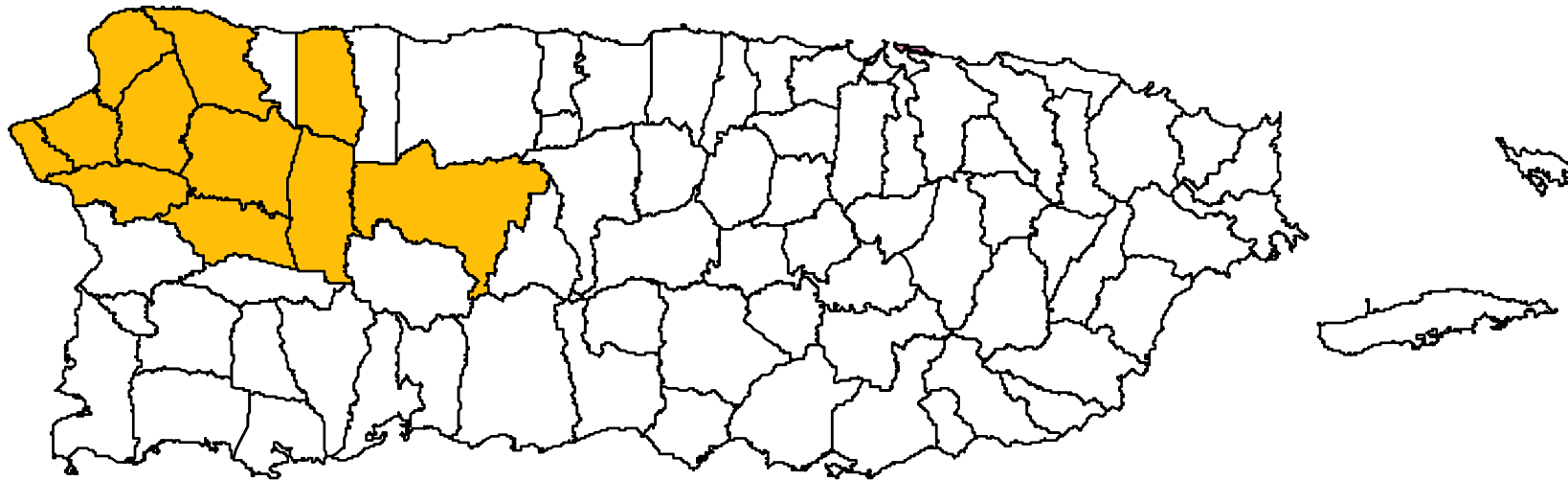
GOVERNMENT OF PUERTO RICO  
 PUERTO RICO DEPARTMENT OF TRANSPORTATION AND PUBLIC WORKS  
 PUERTO RICO HIGHWAY AND TRANSPORTATION AUTHORITY  
 STATEWIDE TRANSPORTATION IMPROVEMENT PROGRAM  
 FISCAL YEARS 2023 - 2026  
 AMENDEMENT #1  
 Administrative Modification #1

SECTION 5307: COVID Funds - SAN JUAN URBANIZED AREA

| Num.                               | Description  | Grantee   | Year Apportioned | Annual Element |                   |      |      | Total Estimated Cost | Source of Local Funds | Remarks |                         |
|------------------------------------|--|-----------|------------------|----------------|-------------------|------|------|----------------------|-----------------------|---------|-------------------------|
|                                    |  |           |                  | 2023           | 2024              | 2025 | 2026 |                      |                       |         |                         |
| 9                                  | Project Management and Supervision for Condado Sidewalks   | San Juan  | 2022             | F              | 451,200           |      |      |                      | 451,200               |         |                         |
|                                    |  |           |                  | S              |                   |      |      |                      | -                     |         |                         |
|                                    |  |           |                  | T              | 451,200           | -    | -    | -                    | 451,200               |         |                         |
| 10                                 | Rehab Sidewalks Along Bus Stops  | San Juan  | 2022             | F              | 2,153,002         |      |      |                      | 2,153,002             |         |                         |
|                                    |  |           |                  | S              |                   |      |      |                      | -                     |         |                         |
|                                    |  |           |                  | T              | 2,153,002         | -    | -    | -                    | 2,153,002             |         |                         |
| 11                                 | Rehabilitation of FTA facilities   | San Juan  | 2022             | F              | 816,400           |      |      |                      | 816,400               |         |                         |
|                                    |  |           |                  | S              |                   |      |      |                      | -                     |         |                         |
|                                    |  |           |                  | T              | 816,400           | -    | -    | -                    | 816,400               |         |                         |
| 12                                 | Project Management for FTA Facilities Rehabilitation   | San Juan  | 2022             | F              | 83,600            |      |      |                      | 83,600                |         |                         |
|                                    |  |           |                  | S              |                   |      |      |                      | -                     |         |                         |
|                                    |  |           |                  | T              | 83,600            | -    | -    | -                    | 83,600                |         |                         |
| 13                                 | Acquisition of two (2) 24 passengers buses and associated cost for two new fix route service               | Vega Baja | 2022             | F              | 594,780           | -    | -    | -                    | 594,780               |         | TRAMS App # 5414-2021-4 |
|                                    |  |           |                  | S              | -                 | -    | -    | -                    | -                     |         |                         |
|                                    |  |           |                  | T              | 594,780           | -    | -    | -                    | 594,780               |         |                         |
| 14                                 | Acquisition and Installation of 43 Trolley Stops and Signs for Terminal and Stops along the Trolley Routes | Yabucoa   | 2022             | F              | 550,400           | -    | -    | -                    | 550,400               |         |                         |
|                                    |  |           |                  | S              | -                 | -    | -    | -                    | -                     |         |                         |
|                                    |  |           |                  | T              | 550,400           | -    | -    | -                    | 550,400               |         |                         |
| 15                                 | Acquisition of Service Vehicle   | Yabucoa   | 2022             | F              | 27,298            | -    | -    | -                    | 27,298                |         |                         |
|                                    |  |           |                  | S              | -                 | -    | -    | -                    | -                     |         |                         |
|                                    |  |           |                  | T              | 27,298            | -    | -    | -                    | 27,298                |         |                         |
| 16                                 | Acquisition and Installation of a Surveillance Camera System for the Transportation System                 | Yabucoa   | 2023             | F              | 461,000           | -    | -    | -                    | 461,000               |         |                         |
|                                    |  |           |                  | S              | -                 | -    | -    | -                    | -                     |         |                         |
|                                    |  |           |                  | T              | 461,000           | -    | -    | -                    | 461,000               |         |                         |
| <b>Total Federal Funds:</b>        |  |           |                  |                | <b>24,915,886</b> | -    | -    | -                    | <b>24,915,886</b>     |         |                         |
| <b>Total State or Local Funds:</b> |  |           |                  |                | -                 | -    | -    | -                    | -                     |         |                         |
| <b>Total</b>                       |  |           |                  |                | <b>24,915,886</b> | -    | -    | -                    | <b>24,915,886</b>     |         |                         |



# *Aguadilla Urbanized Area*



■ *Aguadilla Urbanized Area (AUA) (UA > 200,000 in Population)*

---

---

*Government of Puerto Rico*  
*Puerto Rico Department of Transportation and Public Works*  
*Puerto Rico Highways and Transportation Authority*

***Statewide Transportation Improvement Program (STIP)***

***FEDERAL TRANSIT ADMINISTRATION (FTA)***

***Aguadilla Urbanized Area (AUA)***

***(UA > 200,000 in Population)***

PUERTO RICO  
HIGHWAYS &  
TRANSPORTATION  
AUTHORITY



***Section 5307***

PUERTO RICO  
DEPARTMENT OF  
TRANSPORTATION  
AND PUBLIC WORKS



GOVERNMENT OF PUERTO RICO  
 PUERTO RICO DEPARTMENT OF TRANSPORTATION AND PUBLIC WORKS  
 PUERTO RICO HIGHWAY AND TRANSPORTATION AUTHORITY  
 STATEWIDE TRANSPORTATION IMPROVEMENT PROGRAM  
 FISCAL YEARS 2023-2026  
 AMENDMENT #1  
 Administrative Modification #1

SECTION 5307: AGUADILLA URBANIZED AREA (AUA)

| Num. | Description  | Grantee | Year Entered | Annual Element |         |        |        | Total Est. Cost | Source of Local Funds | Remarks      |  |
|------|--|---------|--------------|----------------|---------|--------|--------|-----------------|-----------------------|--------------|--|
|      |  |         |              |                | 2023    | 2024   | 2025   |                 |                       |              | 2026   |
| 1    | Provision of Paratransit Services in Accordance with ADA Regulations | Aguada  | 2015         | F              | 402,020 | -      | -      | -               | 402,020               | Toll Credits | Carryover Funds \$65,348 FY 2015 & \$66,001 FY 2016, FY2017 \$67,328, FY18 \$68,001 and FY 19 \$66,661 |
|      |  |         |              | S              | -       | -      | -      | -               | -                     |              |  |
|      |  |         |              | T              | 402,020 | -      | -      | -               | 402,020               |              |  |
| 2    | Preventive Maintenance Cost for Public Transportation Terminal       | Aguada  | 2015         | F              | 60,321  | 6,919  | 6,919  | 6,919           | 81,078                | Toll Credits | Carryover Funds \$11,833 FY 2016, FY17 \$12,071, FY18 \$12,192, FY19 \$11,951-                         |
|      |  |         |              | S              | -       | -      | -      | -               | -                     |              |  |
|      |  |         |              | T              | 60,321  | 6,919  | 6,919  | 6,919           | 81,078                |              |  |
| 3    | Drugs and Alcohol Test for the Municipality of Aguada                | Aguada  | 2023         | F              | 150     | 150    | 150    | 150             | 600                   | Toll Credits | Carryover Funds \$11,833 FY 2016, FY17 \$12,071, FY18 \$12,192, FY19 \$11,951-                         |
|      |  |         |              | S              | -       | -      | -      | -               | -                     |              |  |
|      |  |         |              | T              | 150     | 150    | 150    | 150             | 600                   |              |  |
| 4    | Preventive Maintenance for the Municipality of Aguada                | Aguada  | 2023         | F              | 2,932   | 4,410  | 2,932  | -               | 10,274                | Toll Credits | Pending FTA and Mayor Review   |
|      |  |         |              | S              | -       | -      | -      | -               | -                     |              |  |
|      |  |         |              | T              | 2,932   | 4,410  | 2,932  | -               | 10,274                |              |  |
| 5    | Drugs and Alcohol Test for the Municipality of Añasco                | Añasco  | 2023         | F              | 440     | 440    | 440    | -               | 1,320                 | Toll Credits | Pending FTA and Mayor Review   |
|      |  |         |              | S              | -       | -      | -      | -               | -                     |              |  |
|      |  |         |              | T              | 440     | 440    | 440    | -               | 1,320                 |              |  |
| 6    | Project Administration for the Municipality of Añasco                | Añasco  | 2023         | F              | 1,196   | 1,196  | 1,196  | -               | 3,588                 | Toll Credits | Pending FTA and Mayor Review   |
|      |  |         |              | S              | -       | -      | -      | -               | -                     |              |  |
|      |  |         |              | T              | 1,196   | 1,196  | 1,196  | -               | 3,588                 |              |  |
| 7    | Operating Assistance ADA Paratransit for the Municipality of Añasco  | Añasco  | 2023         | F              | 44,896  | 54,747 | 54,747 | -               | 154,390               | Toll Credits | Pending FTA and Mayor Review   |
|      |  |         |              | S              | -       | -      | -      | -               | -                     |              |  |
|      |  |         |              | T              | 44,896  | 54,747 | 54,747 | -               | 154,390               |              |  |

**GOVERNMENT OF PUERTO RICO**  
**PUERTO RICO DEPARTMENT OF TRANSPORTATION AND PUBLIC WORKS**  
**PUERTO RICO HIGHWAY AND TRANSPORTATION AUTHORITY**  
**STATEWIDE TRANSPORTATION IMPROVEMENT PROGRAM**  
**FISCAL YEARS 2023-2026**  
**AMENDMENT #1**  
**Administrative Modification #1**

**SECTION 5307: AGUADILLA URBANIZED AREA (AUA)**

| Num. | Description   | Grantee | Year Entered | Annual Element |         |         |         | Total Est. Cost | Source of Local Funds | Remarks      |  |
|------|---|---------|--------------|----------------|---------|---------|---------|-----------------|-----------------------|--------------|--|
|      |   |         |              | 2023           | 2024    | 2025    | 2026    |                 |                       |              |  |
| 8    | Bicycle Facilities and Access   | Añasco  | 2018         | F              | -       | -       | -       | 626,765         | 626,765               | Toll Credits | Pending FTA and Mayor Review                                 |
|      |   |         |              | S              | -       | -       | -       | -               |                       |              |  |
|      |   |         |              | T              | -       | -       | -       | 626,765         |                       |              |  |
| 9    | Preventive Maintenance for annual element for five (5) buses.                             | Añasco  | 2018         | F              | 24,996  | 21,850  | 13,350  | 21,850          | 82,046                | Toll Credits |  |
|      |   |         |              | S              | -       | -       | -       | -               |                       |              |  |
|      |   |         |              | T              | 24,996  | 21,850  | 13,350  | 21,850          |                       |              |  |
| 10   | Preventive Maintenance of Trolleys and Paratransit Vehicles for the Municipality of Camuy | Camuy   | 2013         | F              | 39,212  | 39,212  | 39,212  | -               | 117,636               | Toll Credits | Carryover Funds FY18, FY19 & FY20                            |
|      |   |         |              | S              | -       | -       | -       | -               |                       |              |  |
|      |   |         |              | T              | 39,212  | 39,212  | 39,212  | -               |                       |              |  |
| 11   | Operational Assistance of Trolleys and Paratransit Vehicles for the Municipality of Camuy | Camuy   | 2017         | F              | 296,112 | 248,112 | 248,112 | -               | 792,336               | Toll Credits | Carryover Funds FY18, FY19 & FY20. Carryover FY22 (\$48,000) |
|      |   |         |              | S              | -       | -       | -       | -               |                       |              |  |
|      |   |         |              | T              | 296,112 | 248,112 | 248,112 | -               |                       |              |  |
| 12   | Acquisition of four (4) Vans ADA compliance for the Municipality of Camuy                 | Camuy   | 2021         | F              | 323,792 | -       | -       | -               | 323,792               | Toll Credits | Application 5487-2021-1                                      |
|      |   |         |              | S              | -       | -       | -       | -               |                       |              |  |
|      |   |         |              | T              | 323,792 | -       | -       | -               |                       |              |  |
| 13   | Acquisition and Installation of thirty (30) bus shelters for the Municipality of Camuy    | Camuy   | 2022         | F              | 450,000 | -       | -       | -               | 450,000               | Toll Credits | Application 5487-2022-1                                      |
|      |   |         |              | S              | -       | -       | -       | -               |                       |              |  |
|      |   |         |              | T              | 450,000 | -       | -       | -               |                       |              |  |
| 14   | Construction of Initial Station for the Public Transportation System in Los Patriotas Ave | Lares   | 2015         | F              | 126,000 | -       | -       | -               | 126,000               | Toll Credits | Carryover Funds FY 2015                                      |
|      |   |         |              | S              | -       | -       | -       | -               |                       |              |  |
|      |   |         |              | T              | 126,000 | -       | -       | -               |                       |              |  |

GOVERNMENT OF PUERTO RICO  
 PUERTO RICO DEPARTMENT OF TRANSPORTATION AND PUBLIC WORKS  
 PUERTO RICO HIGHWAY AND TRANSPORTATION AUTHORITY  
 STATEWIDE TRANSPORTATION IMPROVEMENT PROGRAM  
 FISCAL YEARS 2023-2026  
 AMENDMENT #1  
 Administrative Modification #1

SECTION 5307: AGUADILLA URBANIZED AREA (AUA)

| Num. | Description   | Grantee | Year Entered | Annual Element |           |      |      | Total Est. Cost | Source of Local Funds | Remarks      |  |
|------|---|---------|--------------|----------------|-----------|------|------|-----------------|-----------------------|--------------|--|
|      |   |         |              |                | 2023      | 2024 | 2025 |                 |                       |              | 2026   |
| 15   | Construction of Bus Shelters Along Trolley Route  | Rincón  | 2015         | F              | 32,000    | -    | -    | -               | 32,000                | Toll Credits | Carryover Funds FY 2015                                |
|      |   |         |              | S              | -         | -    | -    | -               | -                     |              |  |
|      |   |         |              | T              | 32,000    | -    | -    | -               | 32,000                |              |  |
| 16   | Construction of Public Transportation Terminal Municipality of San Sebastián                  | PRHTA   | 2020         | F              | 4,300,000 | -    | -    | -               | 4,300,000             | Toll Credits | Carryover Funds FY20                                   |
|      |   |         |              | S              | -         | -    | -    | -               | -                     |              |  |
|      |   |         |              | T              | 4,300,000 | -    | -    | -               | 4,300,000             |              |  |
| 17   | Sidewalks Reconstruction, Sheds and Urban Furniture Municipality of San Sebastián             | PRHTA   | 2020         | F              | 211,506   | -    | -    | -               | 211,506               | Toll Credits |  |
|      |   |         |              | S              | -         | -    | -    | -               | -                     |              |  |
|      |   |         |              | T              | 211,506   | -    | -    | -               | 211,506               |              |  |
| 18   | Overhaul of Transit Bus of Municipality of San Sebastian                                      | PRHTA   | 2023         | F              | 19,000    |      |      |                 | 19,000                | Toll Credits |  |
|      |   |         |              | S              |           |      |      |                 |                       |              |  |
|      |   |         |              | T              | 19,000    |      |      |                 | 19,000                |              |  |
| 19   | Additional Funds - Bicycle and Pedestrian Route - Municipality of Rincon                      | PRHTA   | 2023         | F              | 2,100,000 | -    | -    | -               | 2,100,000             | Toll Credits | Original Project Obligated with FHWA Funds - AC-500023 |
|      |   |         |              | S              | -         | -    | -    | -               | -                     |              |  |
|      |   |         |              | T              | 2,100,000 | -    | -    | -               | 2,100,000             |              |  |
| 20   | Acquisition of reverse cameras for fixed route service vehicles for the Municipality of Camuy | Camuy   | 2023         | F              | 27,933    | -    | -    | -               | 27,933                | Toll Credits |  |
|      |   |         |              | S              | -         | -    | -    | -               | -                     |              |  |
|      |   |         |              | T              | 27,933    | -    | -    | -               | 27,933                |              |  |
| 21   | Acquisition of electronic equipment for fixed route service for the Municipality of Camuy     | Camuy   | 2023         | F              | 12,243    | -    | -    | -               | 12,243                | Toll Credits |  |
|      |   |         |              | S              | -         | -    | -    | -               | -                     |              |  |
|      |   |         |              | T              | 12,243    | -    | -    | -               | 12,243                |              |  |

GOVERNMENT OF PUERTO RICO  
 PUERTO RICO DEPARTMENT OF TRANSPORTATION AND PUBLIC WORKS  
 PUERTO RICO HIGHWAY AND TRANSPORTATION AUTHORITY  
 STATEWIDE TRANSPORTATION IMPROVEMENT PROGRAM  
 FISCAL YEARS 2023-2026  
 AMENDMENT #1  
 Administrative Modification #1

SECTION 5307: AGUADILLA URBANIZED AREA (AUA)

| Num.                               | Description  | Grantee    | Year Entered | Annual Element |                   |                |                | Total Est. Cost | Source of Local Funds | Remarks      |              |
|------------------------------------|--|------------|--------------|----------------|-------------------|----------------|----------------|-----------------|-----------------------|--------------|--------------|
|                                    |  |            |              |                | 2023              | 2024           | 2025           |                 |                       |              | 2026         |
| 22                                 | Acquisition of one (1) administrative vehicle and one (1) tow truck for support fixed route service for the Municipality of Camuy      | Camuy      | 2023         | F              | 286,545           | -              | -              | -               | 286,545               | Toll Credits |              |
|                                    |  |            |              | S              | -                 | -              | -              | -               | -                     |              |              |
|                                    |  |            |              | T              | 286,545           | -              | -              | -               | 286,545               |              |              |
| 23                                 | Software development and real time mobile APP for fixed route service for the Municipality of Camuy                                    | Camuy      | 2023         | F              | 81,400            | -              | -              | -               | 81,400                | Toll Credits |              |
|                                    |  |            |              | S              | -                 | -              | -              | -               | -                     |              |              |
|                                    |  |            |              | T              | 81,400            | -              | -              | -               | 81,400                |              |              |
| 24                                 | Acquisition and Installation of PA systems for fixed route service vehicles for the Municipality of Camuy                              | Camuy      | 2023         | F              | 12,565            | -              | -              | -               | 12,565                | Toll Credits |              |
|                                    |  |            |              | S              | -                 | -              | -              | -               | -                     |              |              |
|                                    |  |            |              | T              | 12,565            | -              | -              | -               | 12,565                |              |              |
| 25                                 | Acquisition of automatic passenger counting system and software license and GPS tracking system and fees for the Municipality of Camuy | Camuy      | 2023         | F              | 128,317           | -              | -              | -               | 128,317               | Toll Credits |              |
|                                    |  |            |              | S              | -                 | -              | -              | -               | -                     |              |              |
|                                    |  |            |              | T              | 128,317           | -              | -              | -               | 128,317               |              |              |
| 26                                 | Removal of sixteen (16) bus shelters for the Municipality of Camuy   | Camuy      | 2023         | F              | 64,363            | -              | -              | -               | 64,363                | Toll Credits |              |
|                                    |  |            |              | S              | -                 | -              | -              | -               | -                     |              |              |
|                                    |  |            |              | T              | 64,363            | -              | -              | -               | 64,363                |              |              |
| 27                                 | Additional funds for Facility Maintenance for the Trolley Station and the Public Terminal Station for the Municipality of Camuy        | Camuy      | 2023         | F              | 854,693           | -              | -              | -               | 854,693               | Toll Credits |              |
|                                    |  |            |              | S              | -                 | -              | -              | -               | -                     |              |              |
|                                    |  |            |              | T              | 854,693           | -              | -              | -               | 854,693               |              |              |
| 28                                 | Study for the planning and design of a regional transit system for the Aguadilla UZA   | PRHTA/DTPW | 2023         | F              | 700,000           |                |                |                 | 700,000               | Toll Credits | Toll Credits |
|                                    |  |            |              | S              |                   |                |                |                 |                       |              |              |
|                                    |  |            |              | T              | 700,000           |                |                |                 | 700,000               |              |              |
| <b>Total Federal Funds:</b>        |  |            |              |                | <b>10,602,632</b> | <b>377,036</b> | <b>367,058</b> | <b>655,684</b>  | <b>12,002,410</b>     |              |              |
| <b>Total State or Local Funds:</b> |  |            |              |                | <b>-</b>          | <b>-</b>       | <b>-</b>       | <b>-</b>        | <b>-</b>              |              |              |
| <b>Total</b>                       |  |            |              |                | <b>10,602,632</b> | <b>377,036</b> | <b>367,058</b> | <b>655,684</b>  | <b>12,002,410</b>     |              |              |

---

*Government of Puerto Rico  
Puerto Rico Department of Transportation and Public Works  
Puerto Rico Highways and Transportation Authority*

***Statewide Transportation Improvement Program (STIP)***

***FEDERAL TRANSIT ADMINISTRATION (FTA)  
Aguadilla Urbanized Area (AUA)  
(UA > 200,000 in Population)***

***Operating Assistance Special Rule  
Section 5307***

PUERTO RICO  
HIGHWAYS &  
TRANSPORTATION  
AUTHORITY



PUERTO RICO  
DEPARTMENT OF  
TRANSPORTATION  
AND PUBLIC WORKS



GOVERNMENT OF PUERTO RICO  
 PUERTO RICO DEPARTMENT OF TRANSPORTATION AND PUBLIC WORKS  
 PUERTO RICO HIGHWAY AND TRANSPORTATION AUTHORITY  
 STATEWIDE TRANSPORTATION IMPROVEMENT PROGRAM  
 FISCAL YEARS 2023-2026  
 AMENDMENT #1  
 Administrative Modification #1

SECTION 5307: FTA OPERATING ASSISTANCE SPECIAL RULE, AGUADILLA URBANIZED AREA (AUA)

| Num. | Description  | Grantee                            | Year Entered | Annual Element |        |      |      | Total Estimated Cost | Source of Local Funds | Remarks |
|------|--|------------------------------------|--------------|----------------|--------|------|------|----------------------|-----------------------|---------|
|      |  |                                    |              | 2023           | 2024   | 2025 | 2026 |                      |                       |         |
| 1    | Operating Assistance Special Rule for the Municipality of Aguada | 2021                               |              |                | 68,568 |      |      |                      |                       |         |
|      |  |                                    |              |                |        |      |      |                      |                       |         |
|      |  |                                    |              |                | 68,568 |      |      |                      |                       |         |
|      |  |                                    |              |                | 68,568 | -    | -    |                      |                       |         |
|      |  | <b>Total Federal Funds:</b>        |              | 68,568         | -      | -    |      |                      |                       |         |
|      |  | <b>Total State or Local Funds:</b> |              | -              | -      | -    |      |                      |                       |         |
|      |  | <b>Total</b>                       |              | 68,568         | -      | -    |      |                      |                       |         |



---

*Government of Puerto Rico  
Puerto Rico Department of Transportation and Public Works  
Puerto Rico Highways and Transportation Authority*

***Statewide Transportation Improvement Program (STIP)***

***FEDERAL TRANSIT ADMINISTRATION (FTA)  
Aguadilla Urbanized Area (AUA)  
(UA > 200,000 in Population)***

PUERTO RICO  
HIGHWAYS &  
TRANSPORTATION  
AUTHORITY



***Section 5310***

PUERTO RICO  
DEPARTMENT OF  
TRANSPORTATION  
AND PUBLIC WORKS



GOVERNMENT OF PUERTO RICO  
 PUERTO RICO DEPARTMENT OF TRANSPORTATION AND PUBLIC WORKS  
 PUERTO RICO HIGHWAY AND TRANSPORTATION AUTHORITY  
 STATEWIDE TRANSPORTATION IMPROVEMENT PROGRAM  
 FISCAL YEARS 2023 - 2026  
 AMENDMENT #1  
 Administrative Modification #1

SECTION 5310: ELDERLY AND PERSONS WITH DISABILITIES PROGRAM, AGUADILLA URBANIZED AREA (AUA)

| Num. | Description  | Grantee | Year Entered | Annual Element |        |        |        | Total Est. Cost | Source of Local Funds | Remarks     |
|------|--|---------|--------------|----------------|--------|--------|--------|-----------------|-----------------------|-------------|
|      |  |         |              | 2023           | 2024   | 2025   | 2026   |                 |                       |             |
| 1    | Acquisitions of Computer Centro AYANI for the Municipality of Moca | PRHTA   | 2022         | F              | 1,012  | -      | -      | 1,012           | Toll Credits          | 5489-2022-3 |
|      |  |         |              | S              | -      | -      | -      | -               |                       |             |
|      |  |         |              | T              | 1,012  | -      | -      | 1,012           |                       |             |
| 2    | Operating Assistance Centro AYANI for the Municipality of Moca     | PRHTA   | 2022         | F              | 28,806 |        |        | 28,806          | Toll Credits          | 5489-2022-3 |
|      |  |         |              | S              | -      |        |        | -               |                       |             |
|      |  |         |              | T              | 28,806 |        |        | 28,806          |                       |             |
| 3    | Preventive Maintenance Centro AYANI for the Municipality of Moca   | PRHTA   | 2022         | F              | 1,037  |        |        | 1,037           | Toll Credits          | 5489-2022-3 |
|      |  |         |              | S              | -      |        |        | -               |                       |             |
|      |  |         |              | T              | 1,037  |        |        | 1,037           |                       |             |
| 4    | Project Administration Centro AYANI for the Municipality of Moca   | PRHTA   | 2022         | F              | 696    | -      | -      | 696             | Toll Credits          | 5489-2022-3 |
|      |  |         |              | S              | -      | -      | -      | -               |                       |             |
|      |  |         |              | T              | 696    | -      | -      | 696             |                       |             |
| 5    | Operation Assistance for the Municipality of Aguada                | PRHTA   | 2023         | F              | 62,181 | 62,181 | 62,181 | 186,543         | Toll Credits          | 5489-2022-3 |
|      |  |         |              | S              | -      | -      | -      | -               |                       |             |
|      |  |         |              | T              | 62,181 | 62,181 | 62,181 | 186,543         |                       |             |
| 6    | Preventive Maintenance for the Municipality of Aguada              | PRHTA   | 2022         | F              | 2,932  | 4,410  | 2,932  | 10,274          | Toll Credits          | 5489-2022-3 |
|      |  |         |              | S              | -      | -      | -      | -               |                       |             |
|      |  |         |              | T              | 2,932  | 4,410  | 2,932  | 10,274          |                       |             |
| 7    | Drugs and alcohol Test for the Municipality of Aguada              | PRHTA   | 2022         | F              | 150    | 150    | 150    | 450             | Toll Credits          | 5489-2022-3 |
|      |  |         |              | S              | -      | -      | -      | -               |                       |             |
|      |  |         |              | T              | 150    | 150    | 150    | 450             |                       |             |

GOVERNMENT OF PUERTO RICO  
 PUERTO RICO DEPARTMENT OF TRANSPORTATION AND PUBLIC WORKS  
 PUERTO RICO HIGHWAY AND TRANSPORTATION AUTHORITY  
 STATEWIDE TRANSPORTATION IMPROVEMENT PROGRAM  
 FISCAL YEARS 2023 - 2026  
 AMENDMENT #1  
 Administrative Modification #1

SECTION 5310: ELDERLY AND PERSONS WITH DISABILITIES PROGRAM, AGUADILLA URBANIZED AREA (AUA)

| Num. | Description  | Grantee | Year Entered | Annual Element |         |      |      | Total Est. Cost | Source of Local Funds | Remarks     |
|------|--|---------|--------------|----------------|---------|------|------|-----------------|-----------------------|-------------|
|      |  |         |              |                | 2023    | 2024 | 2025 |                 |                       |             |
| 8    | Operating Assistance for the 5310 Transit Fleet for the Municipality of Aguadilla          | PRHTA   | 2021         | F              | 65,232  | -    | -    | 65,232          | Toll Credits          | 5489-2022-3 |
|      |  |         |              | S              | -       | -    | -    | -               |                       |             |
|      |  |         |              | T              | 65,232  | -    | -    | 65,232          |                       |             |
| 9    | Preventive Maintenance for the 5310 Transit Fleet for the Municipality of Aguadilla        | PRHTA   | 2021         | F              | 268     | -    | -    | 268             | Toll Credits          | 5489-2022-3 |
|      |  |         |              | S              | -       | -    | -    | -               |                       |             |
|      |  |         |              | T              | 268     | -    | -    | 268             |                       |             |
| 10   | Operating Assistance for the 5310 Transit Fleet for the Municipality of San Sebastian      | PRHTA   | 2021         | F              | 169,747 | -    | -    | 169,747         | Toll Credits          |             |
|      |  |         |              | S              | -       | -    | -    | -               |                       |             |
|      |  |         |              | T              | 169,747 | -    | -    | 169,747         |                       |             |
| 11   | Preventive Maintenance for the 5310 Transit Fleet for the Municipality of San Sebastian    | PRHTA   | 2021         | F              | 5,000   | -    | -    | 5,000           | Toll Credits          |             |
|      |  |         |              | S              | -       | -    | -    | -               |                       |             |
|      |  |         |              | T              | 5,000   | -    | -    | 5,000           |                       |             |
| 12   | Project Administration for the 5310 Transit Fleet for the Municipality of Aguadilla        | PRHTA   | 2021         | F              | 6,800   | -    | -    | 6,800           | Toll Credits          | 5489-2022-3 |
|      |  |         |              | S              | -       | -    | -    | -               |                       |             |
|      |  |         |              | T              | 6,800   | -    | -    | 6,800           |                       |             |
| 13   | Global Positioning System for the 5310 Transit Fleet for the Municipality of San Sebastian | PRHTA   | 2021         | F              | 2,376   | -    | -    | 2,376           | Toll Credits          | 5489-2022-3 |
|      |  |         |              | S              | -       | -    | -    | -               |                       |             |
|      |  |         |              | T              | 2,376   | -    | -    | 2,376           |                       |             |

GOVERNMENT OF PUERTO RICO  
 PUERTO RICO DEPARTMENT OF TRANSPORTATION AND PUBLIC WORKS  
 PUERTO RICO HIGHWAY AND TRANSPORTATION AUTHORITY  
 STATEWIDE TRANSPORTATION IMPROVEMENT PROGRAM  
 FISCAL YEARS 2023 - 2026  
 AMENDMENT #1  
 Administrative Modification #1

SECTION 5310: ELDERLY AND PERSONS WITH DISABILITIES PROGRAM, AGUADILLA URBANIZED AREA (AUA)

| Num.                               | Description   | Grantee | Year Entered | Annual Element |           |         |         | Total Est. Cost | Source of Local Funds | Remarks      |             |
|------------------------------------|---|---------|--------------|----------------|-----------|---------|---------|-----------------|-----------------------|--------------|-------------|
|                                    |   |         |              |                | 2023      | 2024    | 2025    |                 |                       |              | 2026        |
| 14                                 | Preventive Maintenance Municipality of Añasco                                       | PRHTA   | 2022         | F              | 10,506    | 3,370   | 1,670   | 3,370           | 18,916                | Toll Credits |             |
|                                    |   |         |              | S              | -         | -       | -       | -               | -                     |              |             |
|                                    |   |         |              | T              | 10,506    | 3,370   | 1,670   | 3,370           | 18,916                |              |             |
| 15                                 | Operating Assistance Municipality of Añasco   | PRHTA   | 2022         | F              | 137,897   | 50,927  | 50,927  | 50,927          | 290,678               | Toll Credits |             |
|                                    |   |         |              | S              | -         | -       | -       | -               | -                     |              |             |
|                                    |   |         |              | T              | 137,897   | 50,927  | 50,927  | 50,927          | 290,678               |              |             |
| 16                                 | Project Administration for the Municipality of Añasco                               | PRHTA   | 2023         | F              | 2,106     | 2,106   | 2,106   |                 | 6,318                 | Toll Credits |             |
|                                    |   |         |              | S              | -         | -       | -       | -               | -                     |              |             |
|                                    |   |         |              | T              | 2,106     | 2,106   | 2,106   |                 | 6,318                 |              |             |
| 17                                 | Drugs and Alcohol Test for the Municipality of Añasco                               | PRHTA   | 2023         | F              | 440       | 440     | 440     |                 | 1,320                 | Toll Credits |             |
|                                    |   |         |              | S              | -         | -       | -       | -               | -                     |              |             |
|                                    |   |         |              | T              | 440       | 440     | 440     |                 | 1,320                 |              |             |
| 18                                 | Project Administration for 5310 Transit Fleet for the Municipality of San Sebastian | PRHTA   | 2022         | F              | 1,045     | -       | -       | -               | 1,045                 | Toll Credits | 5489-2022-3 |
|                                    |   |         |              | S              | -         | -       | -       | -               | -                     |              |             |
|                                    |   |         |              | T              | 1,045     | -       | -       | -               | 1,045                 |              |             |
| 19                                 | Acquisition of Software and Annual License Fees for Municipality of San Sebastián   | PRHTA   | 2022         | F              | 3,180     | -       | -       | -               | 3,180                 | Toll Credits | 5489-2022-3 |
|                                    |   |         |              | S              | -         | -       | -       | -               | -                     |              |             |
|                                    |   |         |              | T              | 3,180     | -       | -       | -               | 3,180                 |              |             |
| 20                                 | Operating Assistance for 5310 Transit Fleet for the Municipality of Lares           | PRHTA   | 2022         | F              | 193,809   | -       | -       | -               | 193,809               | Toll Credits |             |
|                                    |   |         |              | S              | -         | -       | -       | -               | -                     |              |             |
|                                    |   |         |              | T              | 193,809   | -       | -       | -               | 193,809               |              |             |
| 21                                 | Additional Funds for the Acquisition of Vehicles                                    | PRHTA   | 2023         | F              | 500,000   |         |         |                 | 500,000               |              |             |
|                                    |   |         |              | S              | -         |         |         |                 | -                     |              |             |
|                                    |   |         |              | T              | 500,000   |         |         |                 | 500,000               |              |             |
| 22                                 | Preventive Maintenance for 5310 Transit Fleet for the Municipality of Lares         | PRHTA   | 2022         | F              | 15,836    | -       | -       | -               | 15,836                | Toll Credits | 5489-2022-3 |
|                                    |   |         |              | S              | -         | -       | -       | -               | -                     |              |             |
|                                    |   |         |              | T              | 15,836    | -       | -       | -               | 15,836                |              |             |
| <b>Total Federal Funds:</b>        |   |         |              | F              | 1,211,056 | 123,584 | 120,406 | 54,297          | 1,509,343             |              |             |
| <b>Total State or Local Funds:</b> |   |         |              | S              | -         | -       | -       | -               | -                     |              |             |
| <b>Total</b>                       |   |         |              | T              | 1,211,056 | 123,584 | 120,406 | 54,297          | 1,509,343             |              |             |

---

*Government of Puerto Rico*  
*Puerto Rico Department of Transportation and Public Works*  
*Puerto Rico Highways and Transportation Authority*

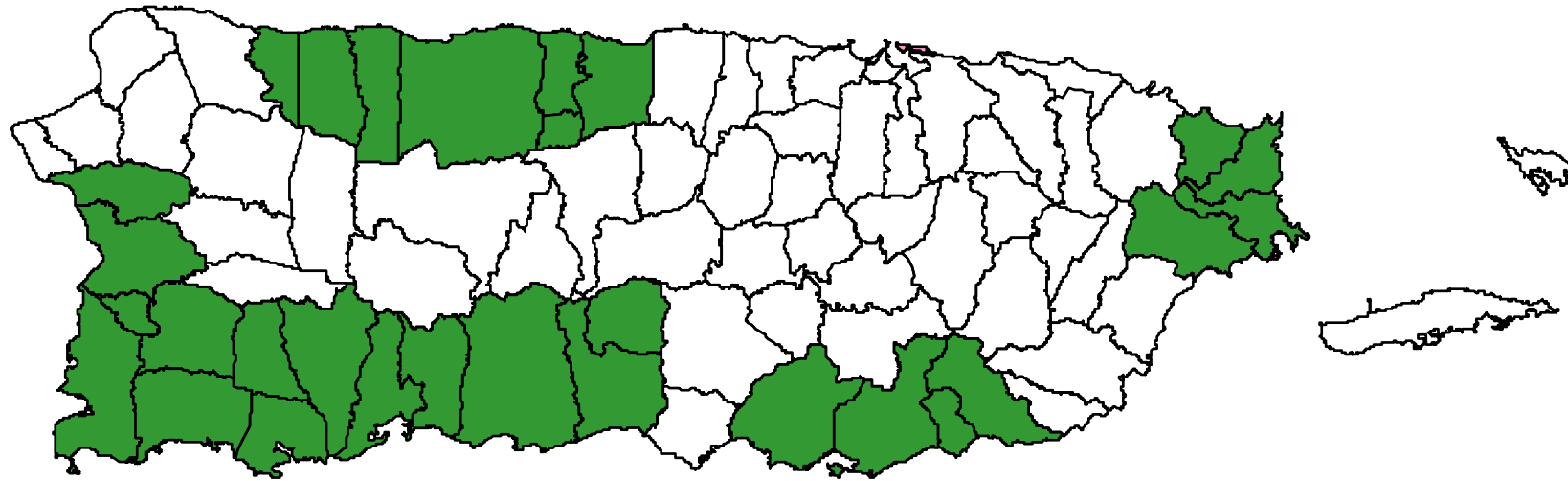
***Statewide Transportation Improvement Program (STIP)***

***FEDERAL TRANSIT ADMINISTRATION (FTA)***  
***Aguadilla Urbanized Area (AUA)***  
***(UA > 200,000 in Population)***





# *Urbanized Areas Under 200,000 Population (UZA)*



Urbanized Areas Under 200,000 Population (UZA)



---

*Government of Puerto Rico  
Puerto Rico Department of Transportation and Public Works  
Puerto Rico Highways and Transportation Authority*

***Statewide Transportation Improvement Program (STIP)***

***FEDERAL TRANSIT ADMINISTRATION (FTA)***

***Urbanized Area Under 200,000 in Population (UZA)***

***Section 5307***





GOVERNMENT OF PUERTO RICO  
 PUERTO RICO DEPARTMENT OF TRANSPORTATION AND PUBLIC WORKS  
 PUERTO RICO HIGHWAY AND TRANSPORTATION AUTHORITY  
 STATEWIDE TRANSPORTATION IMPROVEMENT PROGRAM  
 FISCAL YEARS 2023-2026  
 AMENDMENT #1  
 Administrative Modification #1

SECTION: 5307 URBANIZED AREA FORMULA PROGRAM - URBANIZED AREA UNDER 200,000 POPULATION (UZA)

| Num. | Project Description and Localization   | Grantee     | Year Entered |   | Annual Element |         |         |      | Total Est. Cost | Source of Local Funds | Remarks   |
|------|--|-------------|--------------|---|----------------|---------|---------|------|-----------------|-----------------------|---|
|      |  |             |              |   | 2023           | 2024    | 2025    | 2026 |                 |                       |   |
| 1    | Employee Education/Training for the Municipality of Barceloneta  | Barceloneta | 2019         | F | -              | 23,078  | -       | -    | 23,078          | Toll Credits          | Carryover Funds   |
|      |  |             |              | S | -              | -       | -       | -    | -               |                       |   |
|      |  |             |              | T | -              | 23,078  | -       | -    | 23,078          |                       |   |
| 2    | Operating Assistance for Transit System for the Municipality of Barceloneta  | Barceloneta | 2015         | F | 1,335,399      | 674,343 | -       | -    | 2,009,742       | Toll Credits          | Carryover Funds FY22 (\$1,335,399)<br>Application 6388-2020-1 |
|      |  |             |              | S | -              | -       | -       | -    | -               |                       |   |
|      |  |             |              | T | 1,335,399      | 674,343 | -       | -    | 2,009,742       |                       |   |
| 3    | Acquisition of Equipment for the Municipality of Barceloneta   | Barceloneta | 2018         | F | 255,560        | -       | -       | -    | 255,560         | Toll Credits          | Application 6388-2020-1                                       |
|      |  |             |              | S | -              | -       | -       | -    | -               |                       |   |
|      |  |             |              | T | 255,560        | -       | -       | -    | 255,560         |                       |   |
| 4    | Replacement of Two (2) Trolleys and One (1) Paratransit Van for the Municipality of Barceloneta                        | Barceloneta | 2018         | F | 435,000        | -       | -       | -    | 435,000         | Toll Credits          | Application 6388-2020-1                                       |
|      |  |             |              | S | -              | -       | -       | -    | -               |                       |   |
|      |  |             |              | T | 435,000        | -       | -       | -    | 435,000         |                       |   |
| 5    | Communication and Security for the Municipality of Barceloneta   | Barceloneta | 2018         | F | 37,500         | -       | -       | -    | 37,500          | Toll Credits          | Application 6388-2020-1                                       |
|      |  |             |              | S | -              | -       | -       | -    | -               |                       |   |
|      |  |             |              | T | 37,500         | -       | -       | -    | 37,500          |                       |   |
| 6    | Transportation Systems Parking Repairs for the Municipality of Barceloneta   | Barceloneta | 2018         | F | 210,000        | -       | -       | -    | 210,000         | Toll Credits          | Application 6388-2020-1                                       |
|      |  |             |              | S | -              | -       | -       | -    | -               |                       |   |
|      |  |             |              | T | 210,000        | -       | -       | -    | 210,000         |                       |   |
| 7    | Bus Shelters Replacement for the Municipality of Barceloneta   | Barceloneta | 2018         | F | 180,000        | -       | -       | -    | 180,000         | Toll Credits          | Application 6388-2020-1                                       |
|      |  |             |              | S | -              | -       | -       | -    | -               |                       |   |
|      |  |             |              | T | 180,000        | -       | -       | -    | 180,000         |                       |   |
| 8    | Transportation System's Garage and Parking Expansion for the Municipality of Barceloneta                               | Barceloneta | 2018         | F | 620,000        | -       | -       | -    | 620,000         | Toll Credits          | Application 6388-2020-1                                       |
|      |  |             |              | S | -              | -       | -       | -    | -               |                       |   |
|      |  |             |              | T | 620,000        | -       | -       | -    | 620,000         |                       |   |
| 9    | Public Terminal Rehabilitation for the Municipality of Barceloneta   | Barceloneta | 2023         | F | 944,797        | -       | -       | -    | 944,797         | Toll Credits          | Application 6388-2020-1 Adding funds:<br>\$774,797            |
|      |  |             |              | S | -              | -       | -       | -    | -               |                       |   |
|      |  |             |              | T | 944,797        | -       | -       | -    | 944,797         |                       |   |
| 10   | Preventive Maintenance for Transit Fleet for the Municipality of Barceloneta   | Barceloneta | 2023         | F | 534,021        | 469,361 | 259,267 | -    | 1,262,649       | Toll Credits          |   |
|      |  |             |              | S | -              | -       | -       | -    | -               |                       |   |
|      |  |             |              | T | 534,021        | 469,361 | 259,267 | -    | 1,262,649       |                       |   |
| 13   | Operating Assistance for system administration and promotion for the Municipality of Barceloneta                       | Barceloneta | 2023         | F | 15,000         | -       | -       | -    | 15,000          | Toll Credits          |   |
|      |  |             |              | S | -              | -       | -       | -    | -               |                       |   |
|      |  |             |              | T | 15,000         | -       | -       | -    | 15,000          |                       |   |
| 14   | Preventive Maintenance for facilities for the Municipality of Barceloneta  | Barceloneta | 2023         | F | 56,979         | -       | -       | -    | 56,979          | Toll Credits          |   |
|      |  |             |              | S | -              | -       | -       | -    | -               |                       |   |
|      |  |             |              | T | 56,979         | -       | -       | -    | 56,979          |                       |   |
| 15   | Design and build of a photovoltaic solar energy project at Terminal Fidel Santiago for the Municipality of Barceloneta | Barceloneta | 2023         | F | 580,910        | -       | -       | -    | 580,910         | Toll Credits          |   |
|      |  |             |              | S | -              | -       | -       | -    | -               |                       |   |
|      |  |             |              | T | 580,910        | -       | -       | -    | 580,910         |                       |   |

GOVERNMENT OF PUERTO RICO  
 PUERTO RICO DEPARTMENT OF TRANSPORTATION AND PUBLIC WORKS  
 PUERTO RICO HIGHWAY AND TRANSPORTATION AUTHORITY  
 STATEWIDE TRANSPORTATION IMPROVEMENT PROGRAM  
 FISCAL YEARS 2023-2026  
 AMENDMENT #1  
 Administrative Modification #1

SECTION: 5307 URBANIZED AREA FORMULA PROGRAM - URBANIZED AREA UNDER 200,000 POPULATION (UZA)

| Num. | Project Description and Localization  | Grantee   | Year Entered |   | Annual Element |         |         |      | Total Est. Cost | Source of Local Funds | Remarks                      |
|------|---|-----------|--------------|---|----------------|---------|---------|------|-----------------|-----------------------|------------------------------|
|      |   |           |              |   | 2023           | 2024    | 2025    | 2026 |                 |                       |                              |
| 16   | Operating Assistance (fixed route service) for the Municipality of Cabo Rojo  | Cabo Rojo | 2022         | F | 2,150,000      | -       | -       | -    | 2,150,000       | Toll Credits          |                              |
|      |   |           |              | S | -              | -       | -       | -    | -               |                       |                              |
|      |   |           |              | T | 2,150,000      | -       | -       | -    | 2,150,000       |                       |                              |
| 17   | Operating Assistance for ADA for the Municipality of Cabo Rojo  | Cabo Rojo | 2023         | F | 62,477         | -       | -       | -    | 62,477          | Toll Credits          |                              |
|      |   |           |              | S | -              | -       | -       | -    | -               |                       |                              |
|      |   |           |              | T | 62,477         | -       | -       | -    | 62,477          |                       |                              |
| 18   | Acquisition and Installation of thirty (30) bus shelters, stops and signage for the Municipality of Cabo Rojo   | Cabo Rojo | 2022         | F | 343,950        | -       | -       | -    | 343,950         | Toll Credits          | Application: 5631-2022-1     |
|      |   |           |              | S | -              | -       | -       | -    | -               |                       |                              |
|      |   |           |              | T | 343,950        | -       | -       | -    | 343,950         |                       |                              |
| 19   | Acquisition of Eight (8) passenger counters for vehicles, software, hardware and license fees for the Municipality of Cabo Rojo                                       | Cabo Rojo | 2022         | F | -              | 67,190  | -       | -    | 67,190          | Toll Credits          |                              |
|      |   |           |              | S | -              | -       | -       | -    | -               |                       |                              |
|      |   |           |              | T | -              | 67,190  | -       | -    | 67,190          |                       |                              |
| 20   | Additional funding for acquisition of six(6) vehicles under 30ft for fixed route and two(2) of 12 to 16 passengers for ADA Services for the Municipality of Cabo Rojo | Cabo Rojo | 2022         | F | 185,724        | -       | -       | -    | 185,724         | Toll Credits          | Adding funds: PR-2021-038-01 |
|      |   |           |              | S | -              | -       | -       | -    | -               |                       |                              |
|      |   |           |              | T | 185,724        | -       | -       | -    | 185,724         |                       |                              |
| 21   | Preventive Maintenance for fleet for the Municipality of Cabo Rojo  | Cabo Rojo | 2023         | F | 228,351        | -       | -       | -    | 228,351         | Toll Credits          |                              |
|      |   |           |              | S | -              | -       | -       | -    | -               |                       |                              |
|      |   |           |              | T | 228,351        | -       | -       | -    | 228,351         |                       |                              |
| 22   | Operating Assistance for fixed route service for the Municipality of Fajardo  | Fajardo   | 2023         | F | 356,242        | -       | -       | -    | 356,242         | Toll Credits          |                              |
|      |   |           |              | S | -              | -       | -       | -    | -               |                       |                              |
|      |   |           |              | T | 356,242        | -       | -       | -    | 356,242         |                       |                              |
| 23   | Preventive Maintenance for transit fleet for the Municipality of Fajardo  | Fajardo   | 2023         | F | 50,600         | -       | -       | -    | 50,600          | Toll Credits          |                              |
|      |   |           |              | S | -              | -       | -       | -    | -               |                       |                              |
|      |   |           |              | T | 50,600         | -       | -       | -    | 50,600          |                       |                              |
| 24   | Drug and alcohol tests for the Municipality of Fajardo  | Fajardo   | 2023         | F | 832            | -       | -       | -    | 832             | Toll Credits          |                              |
|      |   |           |              | S | -              | -       | -       | -    | -               |                       |                              |
|      |   |           |              | T | 832            | -       | -       | -    | 832             |                       |                              |
| 25   | Public Announcement System for fixed route service for the Municipality of Fajardo  | Fajardo   | 2023         | F | 12,406         | -       | -       | -    | 12,406          | Toll Credits          |                              |
|      |   |           |              | S | -              | -       | -       | -    | -               |                       |                              |
|      |   |           |              | T | 12,406         | -       | -       | -    | 12,406          |                       |                              |
| 26   | Preventive Maintenance for Transportation Vehicles of the Municipality of Hatillo   | Hatillo   | 2019         | F | 43,169         | 50,760  | -       | -    | 93,929          | Toll Credits          | Application: 5322-2022-1     |
|      |   |           |              | S | -              | -       | -       | -    | -               |                       |                              |
|      |   |           |              | T | 43,169         | 50,760  | -       | -    | 93,929          |                       |                              |
| 27   | Operational Assistance for Transportation System of the Municipality of Hatillo   | Hatillo   | 2019         | F | 340,000        | 340,000 | 335,666 | -    | 1,015,666       | Toll Credits          | Application: 5322-2022-1     |
|      |   |           |              | S | -              | -       | -       | -    | -               |                       |                              |
|      |   |           |              | T | 340,000        | 340,000 | 335,666 | -    | 1,015,666       |                       |                              |
| 28   | Evaluation for the Reparation of the Terminal Efrain Siverio for the Municipality of Hatillo  | Hatillo   | 2022         | F | 168,000        | -       | -       | -    | 168,000         | Toll Credits          | Application: 5322-2020-1     |
|      |   |           |              | S | -              | -       | -       | -    | -               |                       |                              |
|      |   |           |              | T | 168,000        | -       | -       | -    | 168,000         |                       |                              |
| 29   | Phase I for the Reparation of the Terminal Efrain Siverio for the Municipality of Hatillo   | Hatillo   | 2022         | F | 351,000        | -       | -       | -    | 351,000         | Toll Credits          | Application: 5322-2020-1     |
|      |   |           |              | S | -              | -       | -       | -    | -               |                       |                              |
|      |   |           |              | T | 351,000        | -       | -       | -    | 351,000         |                       |                              |
| 30   | Preventive Maintenance for Terminal for the Municipality of Hatillo   | Hatillo   | 2022         | F | 112,000        | 112,000 | -       | -    | 224,000         | Toll Credits          | Application: 5322-2020-1     |
|      |   |           |              | S | -              | -       | -       | -    | -               |                       |                              |
|      |   |           |              | T | 112,000        | 112,000 | -       | -    | 224,000         |                       |                              |
| 31   | Support Vehicle for the Municipality of Hatillo   | Hatillo   | 2019         | F | 35,000         | -       | -       | -    | 35,000          | Toll Credits          | Application: 5322-2020-1     |
|      |   |           |              | S | -              | -       | -       | -    | -               |                       |                              |
|      |   |           |              | T | 35,000         | -       | -       | -    | 35,000          |                       |                              |
| 32   | Surveillance Cameras for Two (2) Terminals for the Municipality of Hatillo  | Hatillo   | 2019         | F | 25,000         | -       | -       | -    | 25,000          | Toll Credits          | Application: 5322-2020-1     |
|      |   |           |              | S | -              | -       | -       | -    | -               |                       |                              |
|      |   |           |              | T | 25,000         | -       | -       | -    | 25,000          |                       |                              |
| 33   | Acquisition of One (1) Paratrasit Van for the Municipality of Hatillo   | Hatillo   | 2021         | F | 90,000         | -       | -       | -    | 90,000          | Toll Credits          | Application: 5322-2020-1     |
|      |   |           |              | S | -              | -       | -       | -    | -               |                       |                              |
|      |   |           |              | T | 90,000         | -       | -       | -    | 90,000          |                       |                              |

GOVERNMENT OF PUERTO RICO  
 PUERTO RICO DEPARTMENT OF TRANSPORTATION AND PUBLIC WORKS  
 PUERTO RICO HIGHWAY AND TRANSPORTATION AUTHORITY  
 STATEWIDE TRANSPORTATION IMPROVEMENT PROGRAM  
 FISCAL YEARS 2023-2026  
 AMENDMENT #1  
 Administrative Modification #1

SECTION: 5307 URBANIZED AREA FORMULA PROGRAM - URBANIZED AREA UNDER 200,000 POPULATION (UZA)

| Num. | Project Description and Localization   | Grantee     | Year Entered |   | Annual Element |         |         |         | Total Est. Cost | Source of Local Funds | Remarks                              |
|------|--|-------------|--------------|---|----------------|---------|---------|---------|-----------------|-----------------------|--------------------------------------|
|      |  |             |              |   | 2023           | 2024    | 2025    | 2026    |                 |                       |                                      |
| 34   | Preventive Maintenance for the Vehicles of Transportation System of the Municipality of Hormigueros          | Hormigueros | 2020         | F | 102,521        | -       | -       | -       | 102,521         | Toll Credits          |                                      |
|      |  |             |              | S | -              | -       | -       | -       | -               |                       |                                      |
|      |  |             |              | T | 102,521        | -       | -       | -       | 102,521         |                       |                                      |
| 35   | Operating Assitance for the Municipality of Hormigueros  | Hormigueros | 2023         | F | 270,283        | 270,283 | 270,283 | 270,283 | 1,081,132       | Toll Credits          |                                      |
|      |  |             |              | S | -              | -       | -       | -       | -               |                       |                                      |
|      |  |             |              | T | 270,283        | 270,283 | 270,283 | 270,283 | 1,081,132       |                       |                                      |
| 36   | Operating Assistance for ADA Paratransit Service for the Municipality of Hormigueros                         | Hormigueros | 2023         | F | 86,533         | 86,533  | 86,533  | 86,533  | 346,132         | Toll Credits          |                                      |
|      |  |             |              | S | -              | -       | -       | -       | -               |                       |                                      |
|      |  |             |              | T | 86,533         | 86,533  | 86,533  | 86,533  | 346,132         |                       |                                      |
| 37   | Provision of Paratransit Services  | Manatí      | 2022         | F | 190,065        | -       | -       | -       | 190,065         | Toll Credits          | Projects In Applications 1906-2019-1 |
|      |  |             |              | S | -              | -       | -       | -       | -               |                       |                                      |
|      |  |             |              | T | 190,065        | -       | -       | -       | 190,065         |                       |                                      |
| 38   | Preventive Maintenance Cost for Transit Fleet  | Manatí      | 2022         | F | 100,218        | 35,255  | 35,887  | -       | 171,360         | Toll Credits          |                                      |
|      |  |             |              | S | -              | -       | -       | -       | -               |                       |                                      |
|      |  |             |              | T | 100,218        | 35,255  | 35,887  | -       | 171,360         |                       |                                      |
| 39   | Environmental Study, Design and Construction of Transfer Station and Maintenance Garage                      | Manatí      | 2022         | F | -              | -       | 218,400 | -       | 218,400         | Toll Credits          |                                      |
|      |  |             |              | S | -              | -       | -       | -       | -               |                       |                                      |
|      |  |             |              | T | -              | -       | 218,400 | -       | 218,400         |                       |                                      |
| 40   | Additional Funds for the Acquisition of Land for the Construction of Transfer Station and Maintenance Garage | Manatí      | 2022         | F | -              | 146,400 | -       | -       | 146,400         | Toll Credits          | Carryover FY22                       |
|      |  |             |              | S | -              | -       | -       | -       | -               |                       |                                      |
|      |  |             |              | T | -              | 146,400 | -       | -       | 146,400         |                       |                                      |
| 41   | Preventive Maintenance-Angel Cintrón & Valeriano Aulet Terminals   | Manatí      | 2022         | F | 68,000         | 211,972 | -       | -       | 279,972         | Toll Credits          |                                      |
|      |  |             |              | S | -              | -       | -       | -       | -               |                       |                                      |
|      |  |             |              | T | 68,000         | 211,972 | -       | -       | 279,972         |                       |                                      |
| 42   | Support Vehicule Pick Up 250   | Manatí      | 2023         | F | 51,063         | -       | -       | -       | 51,063          | Toll Credits          |                                      |
|      |  |             |              | S | -              | -       | -       | -       | -               |                       |                                      |
|      |  |             |              | T | 51,063         | -       | -       | -       | 51,063          |                       |                                      |
| 43   | ADA Operational Assistance   | Manatí      | 2023         | F | 220,000        | -       | -       | -       | 220,000         | Toll Credits          |                                      |
|      |  |             |              | S | -              | -       | -       | -       | -               |                       |                                      |
|      |  |             |              | T | 220,000        | -       | -       | -       | 220,000         |                       |                                      |

GOVERNMENT OF PUERTO RICO  
 PUERTO RICO DEPARTMENT OF TRANSPORTATION AND PUBLIC WORKS  
 PUERTO RICO HIGHWAY AND TRANSPORTATION AUTHORITY  
 STATEWIDE TRANSPORTATION IMPROVEMENT PROGRAM  
 FISCAL YEARS 2023-2026  
 AMENDMENT #1  
 Administrative Modification #1

SECTION: 5307 URBANIZED AREA FORMULA PROGRAM - URBANIZED AREA UNDER 200,000 POPULATION (UZA)

| Num. | Project Description and Localization   | Grantee  | Year Entered |   | Annual Element |           |           |           | Total Est. Cost | Source of Local Funds | Remarks   |
|------|--|----------|--------------|---|----------------|-----------|-----------|-----------|-----------------|-----------------------|---|
|      |  |          |              |   | 2023           | 2024      | 2025      | 2026      |                 |                       |   |
| 44   | Construction Cycle Route: Coastal Cycle Route & Mayaguez Urban Centre for Mayaguez Transit System                | Mayaguez | 2020         | F | 5,000,000      | 1,000,000 | -         | -         | 6,000,000       | Toll Credits          |   |
|      |  |          |              | S | -              | -         | -         | -         | -               |                       |   |
|      |  |          |              | T | 5,000,000      | 1,000,000 | -         | -         | 6,000,000       |                       |   |
| 45   | Impression and Installation of 150 stops signs for the transit routes  | Mayaguez | 2023         | F | 8,071          | -         | -         | -         | 8,071           | Toll Credits          |   |
|      |  |          |              | S | -              | -         | -         | -         | -               |                       |   |
|      |  |          |              | T | 8,071          | -         | -         | -         | 8,071           |                       |   |
| 46   | Bus Signs (19) for the transit routes  | Mayaguez | 2023         | F | 26,648         | -         | -         | -         | 26,648          | Toll Credits          |   |
|      |  |          |              | S | -              | -         | -         | -         | -               |                       |   |
|      |  |          |              | T | 26,648         | -         | -         | -         | 26,648          |                       |   |
| 47   | Preventive Maintenance   | Mayaguez | 2023         | F | 408,308        | -         | -         | -         | 408,308         | Toll Credits          |   |
|      |  |          |              | S | -              | -         | -         | -         | -               |                       |   |
|      |  |          |              | T | 408,308        | -         | -         | -         | 408,308         |                       |   |
| 48   | Operating Assistance   | Mayaguez | 2023         | F | 2,527,034      | -         | -         | -         | 2,527,034       | Toll Credits          |   |
|      |  |          |              | S | -              | -         | -         | -         | -               |                       |   |
|      |  |          |              | T | 2,527,034      | -         | -         | -         | 2,527,034       |                       |   |
| 49   | Insurances   | Mayaguez | 2023         | F | 13,860         | -         | -         | -         | 13,860          | Toll Credits          |   |
|      |  |          |              | S | -              | -         | -         | -         | -               |                       |   |
|      |  |          |              | T | 13,860         | -         | -         | -         | 13,860          |                       |   |
| 50   | Alcohol and Drug Test  | Mayaguez | 2023         | F | 3,960          | -         | -         | -         | 3,960           | Toll Credits          |   |
|      |  |          |              | S | -              | -         | -         | -         | -               |                       |   |
|      |  |          |              | T | 3,960          | -         | -         | -         | 3,960           |                       |   |
| 51   | Acquisition of one vehicle for the FTA coordinator of the transit system   | Mayaguez | 2023         | F | 55,000         | -         | -         | -         | 55,000          | Toll Credits          |   |
|      |  |          |              | S | -              | -         | -         | -         | -               |                       |   |
|      |  |          |              | T | 55,000         | -         | -         | -         | 55,000          |                       |   |
| 52   | Administration and maintenance of the mobile application for the transit system                                  | Mayaguez | 2023         | F | 55,000         | -         | -         | -         | 55,000          | Toll Credits          |   |
|      |  |          |              | S | -              | -         | -         | -         | -               |                       |   |
|      |  |          |              | T | 55,000         | -         | -         | -         | 55,000          |                       |   |
| 53   | Advertising and promotion for the Transit System   | Mayaguez | 2023         | F | 10,725         | -         | -         | -         | 10,725          | Toll Credits          |   |
|      |  |          |              | S | -              | -         | -         | -         | -               |                       |   |
|      |  |          |              | T | 10,725         | -         | -         | -         | 10,725          |                       |   |
| 54   | Acquisition of a reverse camera for the tow truck of the transit system  | Mayaguez | 2023         | F | 4,000          | -         | -         | -         | 4,000           | Toll Credits          |   |
|      |  |          |              | S | -              | -         | -         | -         | -               |                       |   |
|      |  |          |              | T | 4,000          | -         | -         | -         | 4,000           |                       |   |
| 55   | Design of the Rehabilitation-Administrative Office of Carlos Garay Public Terminal for the Municipality of Ponce | Ponce    | 2015         | F | 229,306        | -         | -         | -         | 229,306         | Toll Credits          | Carryover FY2017 & FY18 Conditionated FEMA Study Application: 3049-2022-3 |
|      |  |          |              | S | -              | -         | -         | -         | -               |                       |   |
|      |  |          |              | T | 229,306        | -         | -         | -         | 229,306         |                       |   |
| 56   | Fixed Route Operational Assistance for the Transportation System for the Municipality of Ponce                   | Ponce    | 2023         | F | -              | 2,551,952 | 3,000,000 | 3,000,000 | 8,551,952       | Toll Credits          |   |
|      |  |          |              | S | -              | -         | -         | -         | -               |                       |   |
|      |  |          |              | T | -              | 2,551,952 | 3,000,000 | 3,000,000 | 8,551,952       |                       |   |
| 57   | Paratransit Operational Assistance for the Transportation System for the Municipality of Ponce                   | Ponce    | 2023         | F | -              | 525,934   | 800,000   | 800,000   | 2,125,934       | Toll Credits          |   |
|      |  |          |              | S | -              | -         | -         | -         | -               |                       |   |
|      |  |          |              | T | -              | 525,934   | 800,000   | 800,000   | 2,125,934       |                       |   |
| 58   | Preventive Maintenance for the Municipality of Ponce Transportation System                                       | Ponce    | 2025         | F | -              | -         | 1,515,384 | -         | 1,515,384       | Toll Credits          |   |
|      |  |          |              | S | -              | -         | -         | -         | -               |                       |   |
|      |  |          |              | T | -              | -         | 1,515,384 | -         | 1,515,384       |                       |   |

GOVERNMENT OF PUERTO RICO  
 PUERTO RICO DEPARTMENT OF TRANSPORTATION AND PUBLIC WORKS  
 PUERTO RICO HIGHWAY AND TRANSPORTATION AUTHORITY  
 STATEWIDE TRANSPORTATION IMPROVEMENT PROGRAM  
 FISCAL YEARS 2023-2026  
 AMENDMENT #1  
 Administrative Modification #1

SECTION: 5307 URBANIZED AREA FORMULA PROGRAM - URBANIZED AREA UNDER 200,000 POPULATION (UZA)

| Num. | Project Description and Localization   | Grantee | Year Entered | Annual Element |           |           |        | Total Est. Cost | Source of Local Funds | Remarks      |   |
|------|--|---------|--------------|----------------|-----------|-----------|--------|-----------------|-----------------------|--------------|---|
|      |  |         |              | 2023           | 2024      | 2025      | 2026   |                 |                       |              |   |
| 59   | Employee Education/Training for the Municipality of Ponce  | Ponce   | 2023         | F              | 30,000    | 34,500    | 39,675 | -               | 104,175               | Toll Credits | Application 3049-2022-3                             |
|      |  |         |              | S              | -         | -         | -      | -               | -                     |              |   |
|      |  |         |              | T              | 30,000    | 34,500    | 39,675 | -               | 104,175               |              |   |
| 60   | Drugs and Alcohol Tests for the Municipality of Ponce  | Ponce   | 2023         | F              | 17,292    | 9,946     | 9,946  | -               | 37,184                | Toll Credits | Application 3049-2022-3                             |
|      |  |         |              | S              | -         | -         | -      | -               | -                     |              |   |
|      |  |         |              | T              | 17,292    | 9,946     | 9,946  | -               | 37,184                |              |   |
| 61   | Rehab/Renov Dora Colón Clavell Terminal for the Municipality of Ponce  | Ponce   | 2017         | F              | 932,000   | -         | -      | -               | 932,000               | Toll Credits | Conditionated FEMA Study<br>Application:3049-2022-3 |
|      |  |         |              | S              | -         | -         | -      | -               | -                     |              |   |
|      |  |         |              | T              | 932,000   | -         | -      | -               | 932,000               |              |   |
| 62   | Design, Engineering and Construction of Bus Shelters for SITRAS New Route  | Ponce   | 2017         | F              | 1,732,000 | -         | -      | -               | 1,732,000             | Toll Credits | Application 3049-2022-3                             |
|      |  |         |              | S              | -         | -         | -      | -               | -                     |              |   |
|      |  |         |              | T              | 1,732,000 | -         | -      | -               | 1,732,000             |              |   |
| 63   | Preventive Maintenance for SITRAS's Facilities for the Municipality of Ponce   | Ponce   | 2019         | F              | 218,400   | -         | -      | -               | 218,400               | Toll Credits | Application 3049-2022-3                             |
|      |  |         |              | S              | -         | -         | -      | -               | -                     |              |   |
|      |  |         |              | T              | 218,400   | -         | -      | -               | 218,400               |              |   |
| 64   | Additional Funds for Acquisition of Tow Truck Support Vehicle for SITRAS vehicles for the Municipality of Ponce                                  | Ponce   | 2020         | F              | 60,000    | -         | -      | -               | 60,000                | Toll Credits | Application 3049-2022-3                             |
|      |  |         |              | S              | -         | -         | -      | -               | -                     |              |   |
|      |  |         |              | T              | 60,000    | -         | -      | -               | 60,000                |              |   |
| 65   | Acquisition of Two(2) off-road vehicles to support surveillance, security and vehicle flow in the two(2) terminals for the Municipality of Ponce | Ponce   | 2020         | F              | 24,000    | -         | -      | -               | 24,000                | Toll Credits | Application 3049-2022-3                             |
|      |  |         |              | S              | -         | -         | -      | -               | -                     |              |   |
|      |  |         |              | T              | 24,000    | -         | -      | -               | 24,000                |              |   |
| 66   | Rehabilitation ADA Ramps and Sidewalks around of the passenger shelters on the Trolley for the Municipality of Ponce                             | Ponce   | 2018         | F              | 350,000   | -         | -      | -               | 350,000               | Toll Credits | Application 3049-2022-3                             |
|      |  |         |              | S              | -         | -         | -      | -               | -                     |              |   |
|      |  |         |              | T              | 350,000   | -         | -      | -               | 350,000               |              |   |
| 67   | Construction of Parking Lot for SITRAS (phase 3) for the Municipality of Ponce   | Ponce   | 2020         | F              | -         | 3,000,000 | -      | -               | 3,000,000             | Toll Credits |   |
|      |  |         |              | S              | -         | -         | -      | -               | -                     |              |   |
|      |  |         |              | T              | -         | 3,000,000 | -      | -               | 3,000,000             |              |   |
| 68   | GPS System Monthly Payment for the Municipality of Ponce   | Ponce   | 2021         | F              | 18,144    | 18,144    | 29,016 | 29,016          | 94,320                | Toll Credits | Application 3049-2022-3                             |
|      |  |         |              | S              | -         | -         | -      | -               | -                     |              |   |
|      |  |         |              | T              | 18,144    | 18,144    | 29,016 | 29,016          | 94,320                |              |   |

GOVERNMENT OF PUERTO RICO  
 PUERTO RICO DEPARTMENT OF TRANSPORTATION AND PUBLIC WORKS  
 PUERTO RICO HIGHWAY AND TRANSPORTATION AUTHORITY  
 STATEWIDE TRANSPORTATION IMPROVEMENT PROGRAM  
 FISCAL YEARS 2023-2026  
 AMENDMENT #1  
 Administrative Modification #1

SECTION: 5307 URBANIZED AREA FORMULA PROGRAM - URBANIZED AREA UNDER 200,000 POPULATION (UZA)

| Num. | Project Description and Localization  | Grantee | Year Entered | Annual Element |         |         |         | Total Est. Cost | Source of Local Funds | Remarks      |                         |
|------|---|---------|--------------|----------------|---------|---------|---------|-----------------|-----------------------|--------------|-------------------------|
|      |   |         |              | 2023           | 2024    | 2025    | 2026    |                 |                       |              |                         |
| 69   | Acquisition & Instalation Surveillance Cameras for the Municipality of Ponce                        | Ponce   | 2021         | F              | 139,950 | -       | -       | -               | 139,950               | Toll Credits | Application 3049-2022-3 |
|      |   |         |              | S              | -       | -       | -       | -               | -                     |              |                         |
|      |   |         |              | T              | 139,950 | -       | -       | -               | 139,950               |              |                         |
| 70   | Additional funds for Acquisition of four(4) Buses for the Municipality of Ponce                     | Ponce   | 2021         | F              | 981,308 | -       | -       | -               | 981,308               | Toll Credits | Application 3049-2022-3 |
|      |   |         |              | S              | -       | -       | -       | -               | -                     |              |                         |
|      |   |         |              | T              | 981,308 | -       | -       | -               | 981,308               |              |                         |
| 71   | Design, Engineering and Construction for Stop Signs for SITRAS Routes for the Municipality of Ponce | Ponce   | 2022         | F              | 88,491  | -       | -       | -               | 88,491                | Toll Credits | Application 3049-2022-3 |
|      |   |         |              | S              | -       | -       | -       | -               | -                     |              |                         |
|      |   |         |              | T              | 88,491  | -       | -       | -               | 88,491                |              |                         |
| 72   | Insurance Coverage for SITRAS Transportation System for the Municipality of Ponce                   | Ponce   | 2022         | F              | 100,000 | 100,000 | 100,000 | -               | 300,000               | Toll Credits | Application 3049-2022-3 |
|      |   |         |              | S              | -       | -       | -       | -               | -                     |              |                         |
|      |   |         |              | T              | 100,000 | 100,000 | 100,000 | -               | 300,000               |              |                         |
| 73   | Acquisition and Installation of two (2) radios for two (2) buses for the Municipality of Ponce      | Ponce   | 2022         | F              | 2,332   | -       | -       | -               | 2,332                 | Toll Credits | Application 3049-2022-3 |
|      |   |         |              | S              | -       | -       | -       | -               | -                     |              |                         |
|      |   |         |              | T              | 2,332   | -       | -       | -               | 2,332                 |              |                         |
| 74   | Acquisition of two (2) pick-up trucks for desifecting and cleaning of transit fleet                 | Ponce   | 2023         | F              | 100,000 | -       | -       | -               | 100,000               | Toll Credits |                         |
|      |   |         |              | S              | -       | -       | -       | -               | -                     |              |                         |
|      |   |         |              | T              | 100,000 | -       | -       | -               | 100,000               |              |                         |
| 75   | Preventive Maintenance for the two (2) Park and Ride Terminals                                      | Ponce   | 2023         | F              | -       | 200,000 | 200,000 | -               | 400,000               | Toll Credits |                         |
|      |   |         |              | S              | -       | -       | -       | -               | -                     |              |                         |
|      |   |         |              | T              | -       | 200,000 | 200,000 | -               | 400,000               |              |                         |
| 76   | Payment of vehicle tags for the SITRAS fleet  | Ponce   | 2023         | F              | 1,456   | 1,456   | 2,496   | 2,496           | 7,904                 | Toll Credits |                         |
|      |   |         |              | S              | -       | -       | -       | -               | -                     |              |                         |
|      |   |         |              | T              | 1,456   | 1,456   | 2,496   | 2,496           | 7,904                 |              |                         |
| 77   | Adquisition of computer for the scanning of the vehicles of the transit fleet                       | Ponce   | 2023         | F              | 6,000   | -       | -       | -               | -                     | Toll Credits |                         |
|      |   |         |              | S              | -       | -       | -       | -               | -                     |              |                         |
|      |   |         |              | T              | 6,000   | -       | -       | -               | -                     |              |                         |
| 78   | Adquisition of four (4) light towers for the SITRAS facilities                                      | Ponce   | 2023         | F              | 44,120  | -       | -       | -               | -                     | Toll Credits |                         |
|      |   |         |              | S              | -       | -       | -       | -               | -                     |              |                         |
|      |   |         |              | T              | 44,120  | -       | -       | -               | -                     |              |                         |
| 79   | Preventive Maintenance for the Municipality of Ponce Transportation System                          | Ponce   | 2026         | F              | -       | -       | -       | 1,634,453       | 1,634,453             | Toll Credits |                         |
|      |   |         |              | S              | -       | -       | -       | -               | -                     |              |                         |
|      |   |         |              | T              | -       | -       | -       | 1,634,453       | 1,634,453             |              |                         |

GOVERNMENT OF PUERTO RICO  
 PUERTO RICO DEPARTMENT OF TRANSPORTATION AND PUBLIC WORKS  
 PUERTO RICO HIGHWAY AND TRANSPORTATION AUTHORITY  
 STATEWIDE TRANSPORTATION IMPROVEMENT PROGRAM  
 FISCAL YEARS 2023-2026  
 AMENDMENT #1  
 Administrative Modification #1

SECTION: 5307 URBANIZED AREA FORMULA PROGRAM - URBANIZED AREA UNDER 200,000 POPULATION (UZA)

| Num. | Project Description and Localization   | Grantee | Year Entered | Annual Element |         |           |           | Total Est. Cost | Source of Local Funds | Remarks      |   |
|------|--|---------|--------------|----------------|---------|-----------|-----------|-----------------|-----------------------|--------------|---|
|      |  |         |              | 2023           | 2024    | 2025      | 2026      |                 |                       |              |   |
| 80   | A/E of Eight (8) Bus Shelters in Compliance with ADA for the Municipality of Arroyo  | PRHTA   | 2020         | F              | 11,637  | -         | -         | -               | 11,637                | Toll Credits |   |
|      |  |         |              | S              | -       | -         | -         | -               | -                     |              |   |
|      |  |         |              | T              | 11,637  | -         | -         | -               | 11,637                |              |   |
| 81   | Construction of Eight (8) Bus Shelters in Compliance with ADA for the Municipality of Arroyo   | PRHTA   | 2018         | F              | -       | 116,372   | -         | -               | 116,372               | Toll Credits |   |
|      |  |         |              | S              | -       | -         | -         | -               | -                     |              |   |
|      |  |         |              | T              | -       | 116,372   | -         | -               | 116,372               |              |   |
| 82   | Design and Engineering of Public Terminal of Parking Facilities to improve the Transportation System and to Expand Service in Compliance with ADA for the Municipality of Arroyo | PRHTA   | 2020         | F              | 150,000 | -         | -         | -               | 150,000               | Toll Credits |   |
|      |  |         |              | S              | -       | -         | -         | -               | -                     |              |   |
|      |  |         |              | T              | 150,000 | -         | -         | -               | 150,000               |              |   |
| 83   | Construction of Public Terminal of Parking Facilities to improve the Transportation System and to Expand Service in Compliance with ADA for the Municipality of Arroyo           | PRHTA   | 2018         | F              | -       | 1,500,000 | -         | -               | 1,500,000             | Toll Credits |   |
|      |  |         |              | S              | -       | -         | -         | -               | -                     |              |   |
|      |  |         |              | T              | -       | 1,500,000 | -         | -               | 1,500,000             |              |   |
| 84   | A/E Construction of Pedestrian Cycling Route for the Municipality of Arroyo  | PRHTA   | 2018         | F              | 100,000 | -         | -         | -               | 100,000               | Toll Credits |   |
|      |  |         |              | S              | -       | -         | -         | -               | -                     |              |   |
|      |  |         |              | T              | 100,000 | -         | -         | -               | 100,000               |              |   |
| 85   | Construction of Pedestrian Cycling Route for the Municipality of Arroyo  | PRHTA   | 2018         | F              | -       | 840,000   | -         | -               | 840,000               | Toll Credits | Carryover funds FY17 & FY18                                   |
|      |  |         |              | S              | -       | -         | -         | -               | -                     |              |   |
|      |  |         |              | T              | -       | 840,000   | -         | -               | 840,000               |              |   |
| 86   | A/E of an Intermodal Railway Transportation System for the Municipality of Arroyo  | PRHTA   | 2020         | F              | -       | 200,000   | -         | -               | 200,000               | Toll Credits | Transportation Study under evaluation by PRHTA and FTA        |
|      |  |         |              | S              | -       | -         | -         | -               | -                     |              |   |
|      |  |         |              | T              | -       | 200,000   | -         | -               | 200,000               |              |   |
| 87   | Construction of an Intermodal Railway Transportation System for the Municipality of Arroyo   | PRHTA   | 2018         | F              | -       | -         | 2,150,000 | -               | 2,150,000             | Toll Credits | Transportation Study under evaluation by PRHTA and FTA        |
|      |  |         |              | S              | -       | -         | -         | -               | -                     |              |   |
|      |  |         |              | T              | -       | -         | 2,150,000 | -               | 2,150,000             |              |   |
| 88   | Operating Assistance for the Municipality of Ceiba   | PRHTA   | 2015         | F              | -       | 125,278   | -         | -               | 125,278               | Toll Credits | Conditioned to submittal and approval of Transportation Study |
|      |  |         |              | S              | -       | -         | -         | -               | -                     |              |   |
|      |  |         |              | T              | -       | 125,278   | -         | -               | 125,278               |              |   |
| 89   | Preventive maintenance cost for transit vehicles for the Municipality of Ceiba   | PRHTA   | 2017         | F              | -       | 5,666     | -         | -               | 5,666                 | Toll Credits | Conditioned to submittal and approval of Transportation Study |
|      |  |         |              | S              | -       | -         | -         | -               | -                     |              |   |
|      |  |         |              | T              | -       | 5,666     | -         | -               | 5,666                 |              |   |

GOVERNMENT OF PUERTO RICO  
 PUERTO RICO DEPARTMENT OF TRANSPORTATION AND PUBLIC WORKS  
 PUERTO RICO HIGHWAY AND TRANSPORTATION AUTHORITY  
 STATEWIDE TRANSPORTATION IMPROVEMENT PROGRAM  
 FISCAL YEARS 2023-2026  
 AMENDMENT #1  
 Administrative Modification #1

SECTION: 5307 URBANIZED AREA FORMULA PROGRAM - URBANIZED AREA UNDER 200,000 POPULATION (UZA)

| Num. | Project Description and Localization  | Grantee | Year Entered | Annual Element |         |         |         | Total Est. Cost | Source of Local Funds | Remarks      |  |
|------|---|---------|--------------|----------------|---------|---------|---------|-----------------|-----------------------|--------------|--|
|      |   |         |              | 2023           | 2024    | 2025    | 2026    |                 |                       |              |  |
| 90   | Repairs and Improvements for Luis A. Ferre bus terminal in the Municipality of Florida  | PRHTA   | 2023         | F              | 673,680 | -       | -       | -               | 673,680               | Toll Credits |  |
|      |   |         |              | S              | -       | -       | -       | -               | -                     |              |  |
|      |   |         |              | T              | 673,680 | -       | -       | -               | 673,680               |              |  |
| 91   | Operating Assistance for fixed route service for the Municipality of Florida  | PRHTA   | 2023         | F              | 82,080  | -       | -       | -               | 82,080                | Toll Credits |  |
|      |   |         |              | S              | -       | -       | -       | -               | -                     |              |  |
|      |   |         |              | T              | 82,080  | -       | -       | -               | 82,080                |              |  |
| 92   | Real time mobile application (development of application software, acquisition and installation of GPS) for the Municipality of Florida   | PRHTA   | 2023         | F              | -       | 53,000  | -       | -               | 53,000                | Toll Credits |  |
|      |   |         |              | S              | -       | -       | -       | -               | -                     |              |  |
|      |   |         |              | T              | -       | 53,000  | -       | -               | 53,000                |              |  |
| 93   | Three (3) screens to show real time service routes at Terminal for the Municipality of Florida  | PRHTA   | 2023         | F              | -       | 11,700  | -       | -               | 11,700                | Toll Credits |  |
|      |   |         |              | S              | -       | -       | -       | -               | -                     |              |  |
|      |   |         |              | T              | -       | 11,700  | -       | -               | 11,700                |              |  |
| 94   | Exterior full wrap graphics for three (3) vehicles acquired under section 5307 for the Municipality of Florida  | PRHTA   | 2023         | F              | 18,000  | -       | -       | -               | 18,000                | Toll Credits |  |
|      |   |         |              | S              | -       | -       | -       | -               | -                     |              |  |
|      |   |         |              | T              | 18,000  | -       | -       | -               | 18,000                |              |  |
| 95   | Acquisition of Property for Construction of Terminal for the Municipality of Guánica  | PRHTA   | 2022         | F              | -       | -       | 750,000 | -               | 750,000               | Toll Credits | Conditioned to submittal of Transportation Study and NEPA                      |
|      |   |         |              | S              | -       | -       | -       | -               | -                     |              |  |
|      |   |         |              | T              | -       | -       | 750,000 | -               | 750,000               |              |  |
| 96   | Construction of Terminal for the Municipality of Guánica  | PRHTA   | 2023         | F              | -       | -       | -       | 2,091,600       | 2,091,600             | Toll Credits | Conditioned to submittal of Transportation Study, NEPA, Engineering and Design |
|      |   |         |              | S              | -       | -       | -       | -               | -                     |              |  |
|      |   |         |              | T              | -       | -       | -       | 2,091,600       | 2,091,600             |              |  |
| 97   | Bus stops and signs for the Municipality of Guánica   | PRHTA   | 2023         | F              | -       | 169,350 | -       | -               | 169,350               | Toll Credits | Conditioned to submittal of Transportation Study                               |
|      |   |         |              | S              | -       | -       | -       | -               | -                     |              |  |
|      |   |         |              | T              | -       | 169,350 | -       | -               | 169,350               |              |  |
| 98   | Improvement to Sidewalks, Ramps and Pedestrian crossing in urban/rural areas in Compliance with ADA requirements for the Municipality of Guayanilla                                     | PRHTA   | 2018         | F              | -       | -       | -       | 1,100,000       | 1,100,000             | Toll Credits | Carryover funds FY2018. Conditioned to submittal of Transportation Study.      |
|      |   |         |              | S              | -       | -       | -       | -               | -                     |              |  |
|      |   |         |              | T              | -       | -       | -       | 1,100,000       | 1,100,000             |              |  |
| 99   | Operating Assistance for the Municipality of Guayanilla   | PRHTA   | 2020         | F              | -       | -       | -       | 64,800          | 64,800                | Toll Credits |  |
|      |   |         |              | S              | -       | -       | -       | -               | -                     |              |  |
|      |   |         |              | T              | -       | -       | -       | 64,800          | 64,800                |              |  |
| 100  | Acquisition and Installation of fifteen (15) Bus Shelters in Compliance with ADA requirements for the Municipality of Guayanilla  | PRHTA   | 2018         | F              | -       | -       | -       | 165,000         | 165,000               | Toll Credits | Carryover funds FY2018. Conditioned to submittal of Transportation Study.      |
|      |   |         |              | S              | -       | -       | -       | -               | -                     |              |  |
|      |   |         |              | T              | -       | -       | -       | 165,000         | 165,000               |              |  |
| 101  | Design and Engineering cost for the improvement to Sidewalks, Ramps and Pedestrian crossing in urban/rural areas in Compliance with ADA requirements for the Municipality of Guayanilla | PRHTA   | 2018         | F              | -       | -       | -       | 55,000          | 55,000                | Toll Credits | Carryover funds FY2018. Conditioned to submittal of Transportation Study.      |
|      |   |         |              | S              | -       | -       | -       | -               | -                     |              |  |
|      |   |         |              | T              | -       | -       | -       | 55,000          | 55,000                |              |  |



GOVERNMENT OF PUERTO RICO  
 PUERTO RICO DEPARTMENT OF TRANSPORTATION AND PUBLIC WORKS  
 PUERTO RICO HIGHWAY AND TRANSPORTATION AUTHORITY  
 STATEWIDE TRANSPORTATION IMPROVEMENT PROGRAM  
 FISCAL YEARS 2023-2026  
 AMENDMENT #1  
 Administrative Modification #1

SECTION: 5307 URBANIZED AREA FORMULA PROGRAM - URBANIZED AREA UNDER 200,000 POPULATION (UZA)

| Num. | Project Description and Localization  | Grantee | Year Entered | Annual Element |         |         |           | Total Est. Cost | Source of Local Funds | Remarks   |
|------|---|---------|--------------|----------------|---------|---------|-----------|-----------------|-----------------------|---|
|      |   |         |              | 2023           | 2024    | 2025    | 2026      |                 |                       |   |
| 102  | Acquisition of three (3) 30 feet low rider buses-31 passengers for the replacement of One (1) trolley and Two (2) buses of the Transportation System for the Municipality of Guayanilla | PRHTA   | 2020         | F              | -       | -       | 1,200,000 | 1,200,000       | Toll Credits          | Conditioned to submittal of Transportation Study.                                 |
|      |   |         |              | S              | -       | -       | -         | -               |                       |   |
|      |   |         |              | T              | -       | -       | 1,200,000 | 1,200,000       |                       |   |
| 103  | Acquisition of three (3) 32 feet Minibuses - 24 passengers for the expansion of the Transportation System for the Municipality of Guayanilla Transportation System                      | PRHTA   | 2020         | F              | -       | -       | 600,000   | 600,000         | Toll Credits          | Conditioned to submittal of Transportation Study.                                 |
|      |   |         |              | S              | -       | -       | -         | -               |                       |   |
|      |   |         |              | T              | -       | -       | 600,000   | 600,000         |                       |   |
| 104  | Design & Construction of Transportation Buses Maintenance & Garage Center for the Municipality of Guayanilla  | PRHTA   | 2021         | F              | -       | -       | 2,000,000 | 2,000,000       | Toll Credits          | Conditioned to submittal of Transportation Study and divide the project by phases |
|      |   |         |              | S              | -       | -       | -         | -               |                       |   |
|      |   |         |              | T              | -       | -       | 2,000,000 | 2,000,000       |                       |   |
| 105  | Design, Properties Acquisition & Construction of four (4) Mini-stations for the Municipality of Guayanilla  | PRHTA   | 2021         | F              | -       | -       | 1,000,000 | 1,000,000       | Toll Credits          | Conditioned to submittal of Transportation Study and divide the project by phases |
|      |   |         |              | S              | -       | -       | -         | -               |                       |   |
|      |   |         |              | T              | -       | -       | 1,000,000 | 1,000,000       |                       |   |
| 106  | Acquisition of Land, NEPA and Design for the Reconstruction of Transportation Terminal- Municipality of Guayanilla  | PRHTA   | 2021         | F              | -       | -       | 510,000   | 510,000         | Toll Credits          |   |
|      |   |         |              | S              | -       | -       | -         | -               |                       |   |
|      |   |         |              | T              | -       | -       | 510,000   | 510,000         |                       |   |
| 107  | Acquisition and Installation of 68 Trolley Stops and Signs for Terminal and Stops along the Trolley Routes- Phase 1 Municipality of Juana Diaz  | PRHTA   | 2021         | F              | 870,400 | -       | -         | 870,000         | Toll Credits          |   |
|      |   |         |              | S              | -       | -       | -         | -               |                       |   |
|      |   |         |              | T              | 870,400 | -       | -         | 870,000         |                       |   |
| 108  | NEPA Architectural and Engineering Design for the Construction of Maintenance Garage Center for Transportation for the Municipality of Juana Diaz                                       | PRHTA   | 2023         | F              | 390,000 | -       | -         | 390,000         | Toll Credits          | Conditioned to submittal of Transportation Study                                  |
|      |   |         |              | S              | -       | -       | -         | -               |                       |   |
|      |   |         |              | T              | 390,000 | -       | -         | 390,000         |                       |   |
| 109  | Acquisition and installation of surveillance cameras sytem in the transportation terminal and in route stops along the Municipality of Juana Diaz                                       | PRHTA   | 2023         | F              | -       | 504,618 | -         | 504,618         | Toll Credits          | Conditioned to submittal of Transportation Study                                  |
|      |   |         |              | S              | -       | -       | -         | -               |                       |   |
|      |   |         |              | T              | -       | 504,618 | -         | 504,618         |                       |   |
| 110  | Design and Engineering for Clotilde Colon Terminal for the Municipality of Juana Diaz   | PRHTA   | 2022         | F              | 472,500 | -       | -         | 472,500         | Toll Credits          | Conditioned to submittal of Transportation Study                                  |
|      |   |         |              | S              | -       | -       | -         | -               |                       |   |
|      |   |         |              | T              | 472,500 | -       | -         | 472,500         |                       |   |
| 111  | Renovation of Clotilde Colon Terminal (phase I) for the Municipality of Juana Diaz  | PRHTA   | 2022         | F              | -       | -       | 3,000,000 | 3,000,000       | Toll Credits          | Conditioned to submittal of Transportation Study                                  |
|      |   |         |              | S              | -       | -       | -         | -               |                       |   |
|      |   |         |              | T              | -       | -       | 3,000,000 | 3,000,000       |                       |   |
| 112  | Renovation of Clotilde Colon Terminal (phase II) for the Municipality of Juana Diaz   | PRHTA   | 2022         | F              | -       | -       | 3,000,000 | 3,000,000       | Toll Credits          | Conditioned to submittal and approval of Transportation Study                     |
|      |   |         |              | S              | -       | -       | -         | -               |                       |   |
|      |   |         |              | T              | -       | -       | -         | 3,000,000       |                       |   |

GOVERNMENT OF PUERTO RICO  
 PUERTO RICO DEPARTMENT OF TRANSPORTATION AND PUBLIC WORKS  
 PUERTO RICO HIGHWAY AND TRANSPORTATION AUTHORITY  
 STATEWIDE TRANSPORTATION IMPROVEMENT PROGRAM  
 FISCAL YEARS 2023-2026  
 AMENDMENT #1  
 Administrative Modification #1

SECTION: 5307 URBANIZED AREA FORMULA PROGRAM - URBANIZED AREA UNDER 200,000 POPULATION (UZA)

| Num. | Project Description and Localization  | Grantee | Year Entered | Annual Element |         |         |         | Total Est. Cost | Source of Local Funds | Remarks      |   |
|------|---|---------|--------------|----------------|---------|---------|---------|-----------------|-----------------------|--------------|---|
|      |   |         |              | 2023           | 2024    | 2025    | 2026    |                 |                       |              |   |
| 113  | Acquisition and Installation of 52 Trolley Stops & Signs for Terminal and Stops along the Trolley Stops along the Trolley Route- Phase 2 - for the Municipality of Juana Diaz               | PRHTA   | 2022         | F              | -       | 665,600 | -       | -               | 665,600               | Toll Credits | Conditioned to submittal and approval of Transportation Study |
|      |   |         |              | S              | -       | -       | -       | -               | -                     |              |   |
|      |   |         |              | T              | -       | 665,600 | -       | -               | 665,600               |              |   |
| 114  | Operating Assistance for the Municipality of Juana Diaz   | PRHTA   | 2023         | F              | 457,131 | 504,000 | -       | -               | 961,131               | Toll Credits |   |
|      |   |         |              | S              | -       | -       | -       | -               | -                     |              |   |
|      |   |         |              | T              | 457,131 | 504,000 | -       | -               | 961,131               |              |   |
| 115  | Operating Assistance for Paratransit Service Provision in accordance with ADA Regulation for the Municipality of Juana Diaz   | PRHTA   | 2023         | F              | 150,000 | 200,000 | -       | -               | 350,000               | Toll Credits |   |
|      |   |         |              | S              | -       | -       | -       | -               | -                     |              |   |
|      |   |         |              | T              | 150,000 | 200,000 | -       | -               | 350,000               |              |   |
| 116  | Design and Construction of Associated Transit Improvements-Improvements to Sidewalks and Streets along Shelters and Stops in Compliance with ADA requirements for the Municipality of Lajas | PRHTA   | 2018         | F              | -       | -       | 300,500 | -               | 300,500               | Toll Credits | \$48,000 adeed funds  |
|      |   |         |              | S              | -       | -       | -       | -               | -                     |              |   |
|      |   |         |              | T              | -       | -       | 300,500 | -               | 300,500               |              |   |
| 117  | Design & Construction of Eight (8) Bus Shelters and Signage for Two (2) New Routes for the Municipality of Lajas  | PRHTA   | 2018         | F              | -       | -       | 240,000 | -               | 240,000               | Toll Credits |   |
|      |   |         |              | S              | -       | -       | -       | -               | -                     |              |   |
|      |   |         |              | T              | -       | -       | 240,000 | -               | 240,000               |              |   |
| 118  | Design & Construction Bicycle Access to support Lajas Transportation System at La Parguera for the Municipality of Lajas  | PRHTA   | 2019         | F              | -       | -       | 594,049 | -               | 594,049               | Toll Credits |   |
|      |   |         |              | S              | -       | -       | -       | -               | -                     |              |   |
|      |   |         |              | T              | -       | -       | 594,049 | -               | 594,049               |              |   |
| 119  | Preventive Maintenance for fleet for the Municipality of Lajas  | PRHTA   | 2023         | F              | 16,821  | -       | -       | -               | 16,821                | Toll Credits |   |
|      |   |         |              | S              | -       | -       | -       | -               | -                     |              |   |
|      |   |         |              | T              | 16,821  | -       | -       | -               | 16,821                |              |   |
| 120  | Engineering & Design of existing Public Terminal of the Municipality of Lajas   | PRHTA   | 2023         | F              | -       | 176,796 | -       | -               | 176,796               | Toll Credits |   |
|      |   |         |              | S              | -       | -       | -       | -               | -                     |              |   |
|      |   |         |              | T              | -       | 176,796 | -       | -               | 176,796               |              |   |
| 121  | Design and Remodeling of existing Public Terminal of the Municipality of Lajas  | PRHTA   | 2020         | F              | -       | -       | -       | 1,145,599       | 1,145,599             | Toll Credits |   |
|      |   |         |              | S              | -       | -       | -       | -               | -                     |              |   |
|      |   |         |              | T              | -       | -       | -       | 1,145,599       | 1,145,599             |              |   |
| 122  | Operating Assistance for Paratransit Service for the Municipality of Lajas  | PRHTA   | 2020         | F              | -       | 60,600  | -       | -               | 60,600                | Toll Credits |   |
|      |   |         |              | S              | -       | -       | -       | -               | -                     |              |   |
|      |   |         |              | T              | -       | 60,600  | -       | -               | 60,600                |              |   |
| 123  | Operating Assistance for fixed route for the Municipality of Lajas  | PRHTA   | 2022         | F              | -       | 140,176 | 140,176 | -               | 280,352               | Toll Credits |   |
|      |   |         |              | S              | -       | -       | -       | -               | -                     |              |   |
|      |   |         |              | T              | -       | 140,176 | 140,176 | -               | 280,352               |              |   |

GOVERNMENT OF PUERTO RICO  
 PUERTO RICO DEPARTMENT OF TRANSPORTATION AND PUBLIC WORKS  
 PUERTO RICO HIGHWAY AND TRANSPORTATION AUTHORITY  
 STATEWIDE TRANSPORTATION IMPROVEMENT PROGRAM  
 FISCAL YEARS 2023-2026  
 AMENDMENT #1  
 Administrative Modification #1

SECTION: 5307 URBANIZED AREA FORMULA PROGRAM - URBANIZED AREA UNDER 200,000 POPULATION (UZA)

| Num. | Project Description and Localization   | Grantee | Year Entered | Annual Element |           |           |      | Total Est. Cost | Source of Local Funds | Remarks      |   |
|------|--|---------|--------------|----------------|-----------|-----------|------|-----------------|-----------------------|--------------|---|
|      |  |         |              | 2023           | 2024      | 2025      | 2026 |                 |                       |              |   |
| 124  | Design and Construction of associated transit improvements-Improvements to Sidewalks and Streets along Shelters and Stops in Compliance with ADA requirements for the Municipality of Luquillo | PRHTA   | 2018         | F              | 225,000   | -         | -    | -               | 225,000               | Toll Credits |   |
|      |  |         |              | S              | -         | -         | -    | -               | -                     |              |   |
|      |  |         |              | T              | 225,000   | -         | -    | -               | 225,000               |              |   |
| 125  | Design and Construction of Four (4) Shelters and Signage for New Bus Route for the Municipality of Luquillo  | PRHTA   | 2018         | F              | 60,000    | -         | -    | -               | 60,000                | Toll Credits |   |
|      |  |         |              | S              | -         | -         | -    | -               | -                     |              |   |
|      |  |         |              | T              | 60,000    | -         | -    | -               | 60,000                |              |   |
| 126  | Preventive maintenance for the transit fleet of Municipality of Luquillo   | PRHTA   | 2023         | F              | 52,600    | -         | -    | -               | 58,500                | Toll Credits |   |
|      |  |         |              | S              | -         | -         | -    | -               | -                     |              |   |
|      |  |         |              | T              | 52,600    | -         | -    | -               | 58,500                |              |   |
| 127  | Design of Public Terminal for the Municipality of Luquillo   | PRHTA   | 2020         | F              | -         | 1,057,916 | -    | -               | 1,057,916             | Toll Credits | Conditioned to submit the Transportation Study, NEPA and update project documentation including quotation |
|      |  |         |              | S              | -         | -         | -    | -               | -                     |              |   |
|      |  |         |              | T              | -         | 1,057,916 | -    | -               | 1,057,916             |              |   |
| 128  | Removal and Replacement of Existing Transportation Buses Garage, Center Roof, Wall and Floor for the Municipality of Luquillo  | PRHTA   | 2021         | F              | 1,541,124 | -         | -    | -               | 1,541,124             | Toll Credits | Conditioned to Transportation Study and NEPA  |
|      |  |         |              | S              | -         | -         | -    | -               | -                     |              |   |
|      |  |         |              | T              | 1,541,124 | -         | -    | -               | 1,541,124             |              |   |
| 129  | Design and NEPA for the Construction of the Maintenance and washing center for the Transportation fleet for the Municipality of Luquillo   | PRHTA   | 2021         | F              | -         | 390,000   | -    | -               | 390,000               | Toll Credits | Conditioned to Transportation Study and NEPA  |
|      |  |         |              | S              | -         | -         | -    | -               | -                     |              |   |
|      |  |         |              | T              | -         | 390,000   | -    | -               | 390,000               |              |   |
| 130  | Reconstruction of sidewalks and ramps along the Trolley route for the Municipality of Luquillo   | PRHTA   | 2021         | F              | 600,000   | -         | -    | -               | 600,000               | Toll Credits | Conditioned to Transportation Study and NEPA  |
|      |  |         |              | S              | -         | -         | -    | -               | -                     |              |   |
|      |  |         |              | T              | 600,000   | -         | -    | -               | 600,000               |              |   |
| 131  | Properties acquisition for the Construction of three (3) Stop areas in the Trolley Route for the Municipality of Luquillo  | PRHTA   | 2021         | F              | -         | 295,000   | -    | -               | 295,000               | Toll Credits |   |
|      |  |         |              | S              | -         | -         | -    | -               | -                     |              |   |
|      |  |         |              | T              | -         | 295,000   | -    | -               | 295,000               |              |   |
| 132  | Signage and Electronic Programming System Acquisition and Installation along the Trolley Route Streets and Stops for the Municipality of Luquillo  | PRHTA   | 2022         | F              | 300,000   | -         | -    | -               | 300,000               | Toll Credits |   |
|      |  |         |              | S              | -         | -         | -    | -               | -                     |              |   |
|      |  |         |              | T              | 300,000   | -         | -    | -               | 300,000               |              |   |
| 133  | Acquisition of fifty-eight (58) shelters and signs for the transit system of Municipality of Luquillo  | PRHTA   | 2023         | F              | 742,400   | -         | -    | -               | 608,000               | Toll Credits |   |
|      |  |         |              | S              | -         | -         | -    | -               | -                     |              |   |
|      |  |         |              | T              | 742,400   | -         | -    | -               | 608,000               |              |   |
| 134  | Operating Assistance for the transit system of Municipality of Luquillo  | PRHTA   | 2023         | F              | 502,090   | -         | -    | -               | 502,090               | Toll Credits |   |
|      |  |         |              | S              | -         | -         | -    | -               | -                     |              |   |
|      |  |         |              | T              | 502,090   | -         | -    | -               | 502,090               |              |   |

GOVERNMENT OF PUERTO RICO  
 PUERTO RICO DEPARTMENT OF TRANSPORTATION AND PUBLIC WORKS  
 PUERTO RICO HIGHWAY AND TRANSPORTATION AUTHORITY  
 STATEWIDE TRANSPORTATION IMPROVEMENT PROGRAM  
 FISCAL YEARS 2023-2026  
 AMENDMENT #1  
 Administrative Modification #1

SECTION: 5307 URBANIZED AREA FORMULA PROGRAM - URBANIZED AREA UNDER 200,000 POPULATION (UZA)

| Num. | Project Description and Localization  | Grantee     | Year Entered |   | Annual Element |           |           |           | Total Est. Cost | Source of Local Funds | Remarks   |
|------|---|-------------|--------------|---|----------------|-----------|-----------|-----------|-----------------|-----------------------|---|
|      |   |             |              |   | 2023           | 2024      | 2025      | 2026      |                 |                       |   |
| 135  | Engineering, Design and Environmental of the Maintenance Garage for the Municipality of Naguabo                   | PRHTA       | 2018         | F | 276,250        | -         | -         | -         | 276,250         | Toll Credits          |   |
|      |   |             |              | S | -              | -         | -         | -         | -               |                       |   |
|      |   |             |              | T | 276,250        | -         | -         | -         | 276,250         |                       |   |
| 136  | Improvement of Maintenance Garage for the Municipality of Naguabo   | PRHTA       | 2018         | F | -              | -         | 502,500   | -         | 502,500         | Toll Credits          |   |
|      |   |             |              | S | -              | -         | -         | -         | -               |                       |   |
|      |   |             |              | T | -              | -         | 502,500   | -         | 502,500         |                       |   |
| 137  | Preventive Maintenance for the Fixed Route - Municipality of Patillas   | PRHTA       | 2023         | F | 46,200         | -         | -         | -         | 46,200          | Toll Credits          |   |
|      |   |             |              | S | -              | -         | -         | -         | -               |                       |   |
|      |   |             |              | T | 46,200         | -         | -         | -         | 46,200          |                       |   |
| 138  | Operating Assistance for the Fixed Route - Municipality of Patillas   | PRHTA       | 2023         | F | 201,643        | -         | -         | -         | 201,643         | Toll Credits          |   |
|      |   |             |              | S | -              | -         | -         | -         | -               |                       |   |
|      |   |             |              | T | 201,643        | -         | -         | -         | 201,643         |                       |   |
| 139  | Alcohol and Drugs Test - Municipality of Patillas   | PRHTA       | 2023         | F | 300            | -         | -         | -         | 300             | Toll Credits          |   |
|      |   |             |              | S | -              | -         | -         | -         | -               |                       |   |
|      |   |             |              | T | 300            | -         | -         | -         | 300             |                       |   |
| 140  | Acquisition of Software and Equipment for Vehicles and Facilities for Municipality of Patillas                    | PRHTA       | 2023         | F | 146,734        | -         | -         | -         | 146,734         | Toll Credits          |   |
|      |   |             |              | S | -              | -         | -         | -         | -               |                       |   |
|      |   |             |              | T | 146,734        | -         | -         | -         | 146,734         |                       |   |
| 141  | Acquisition of One Administrative Vehicle for the Transit System for Municipality of Patillas                     | PRHTA       | 2023         | F | 44,589         | -         | -         | -         | 44,589          | Toll Credits          |   |
|      |   |             |              | S | -              | -         | -         | -         | -               |                       |   |
|      |   |             |              | T | 44,589         | -         | -         | -         | 44,589          |                       |   |
| 142  | Operation and Maintenance of Ponce Bus Route  | PRHTA/PRITA | 2024         | F | -              | 2,400,000 | 2,400,000 | 2,400,000 | 2,400,000       | Toll Credits          |   |
|      |   |             |              | S | -              | -         | -         | -         | -               |                       |   |
|      |   |             |              | T | -              | 2,400,000 | 2,400,000 | 2,400,000 | 2,400,000       |                       |   |
| 143  | Acquisition of Two (2) Buses-16 passengers for fixed route for the Municipality of Quebradillas                   | PRHTA       | 2021         | F | -              | 190,000   | -         | -         | 190,000         | Toll Credits          | Conditioned to submittal of Transportation Study. |
|      |   |             |              | S | -              | -         | -         | -         | -               |                       |   |
|      |   |             |              | T | -              | 190,000   | -         | -         | 190,000         |                       |   |
| 144  | Communication, Security for Terminal and Tracking Services for transit fleet for the Municipality of Quebradillas | PRHTA       | 2021         | F | -              | 30,000    | -         | -         | 30,000          | Toll Credits          | Conditioned to submittal of Transportation Study. |
|      |   |             |              | S | -              | -         | -         | -         | -               |                       |   |
|      |   |             |              | T | -              | 30,000    | -         | -         | 30,000          |                       |   |
| 145  | Operating Assistance for ADA Paratransit Program for the Municipality of Quebradillas                             | PRHTA       | 2021         | F | -              | 200,000   | -         | -         | 200,000         | Toll Credits          | Conditioned to submittal of Transportation Study. |
|      |   |             |              | S | -              | -         | -         | -         | -               |                       |   |
|      |   |             |              | T | -              | 200,000   | -         | -         | 200,000         |                       |   |
| 146  | Drug & Alcohol Test for the Municipality of Quebradillas  | PRHTA       | 2021         | F | -              | 2,000     | -         | -         | 2,000           | Toll Credits          | Conditioned to submittal of Transportation Study. |
|      |   |             |              | S | -              | -         | -         | -         | -               |                       |   |
|      |   |             |              | T | -              | 2,000     | -         | -         | 2,000           |                       |   |
| 147  | Preventive Maintenance for Transit Fleet for the Municipality of Quebradillas                                     | PRHTA       | 2021         | F | -              | 20,000    | -         | -         | 20,000          | Toll Credits          | Conditioned to submittal of Transportation Study. |
|      |   |             |              | S | -              | -         | -         | -         | -               |                       |   |
|      |   |             |              | T | -              | 20,000    | -         | -         | 20,000          |                       |   |
| 148  | Preventive Maintenance for Transit Facilities for the Municipality of Quebradillas                                | PRHTA       | 2021         | F | -              | 40,000    | -         | -         | 40,000          | Toll Credits          |   |
|      |   |             |              | S | -              | -         | -         | -         | -               |                       |   |
|      |   |             |              | T | -              | 40,000    | -         | -         | 40,000          |                       |   |

GOVERNMENT OF PUERTO RICO  
 PUERTO RICO DEPARTMENT OF TRANSPORTATION AND PUBLIC WORKS  
 PUERTO RICO HIGHWAY AND TRANSPORTATION AUTHORITY  
 STATEWIDE TRANSPORTATION IMPROVEMENT PROGRAM  
 FISCAL YEARS 2023-2026  
 AMENDMENT #1  
 Administrative Modification #1

SECTION: 5307 URBANIZED AREA FORMULA PROGRAM - URBANIZED AREA UNDER 200,000 POPULATION (UZA)

| Num. | Project Description and Localization  | Grantee | Year Entered | Annual Element |         |        |      | Total Est. Cost | Source of Local Funds | Remarks      |  |
|------|---|---------|--------------|----------------|---------|--------|------|-----------------|-----------------------|--------------|--|
|      |   |         |              | 2023           | 2024    | 2025   | 2026 |                 |                       |              |  |
| 149  | Operational Assistance for ADA Paratransit Services for the Municipality of Salinas   | PRHTA   | 2023         | F              | -       | 57,978 | -    | -               | 57,978                | Toll Credits |  |
|      |   |         |              | S              | -       | -      | -    | -               | -                     |              |  |
|      |   |         |              | T              | -       | 57,978 | -    | -               | 57,978                |              |  |
| 150  | Preventive Maintenance Fixed Route Services for Municipality of Salinas   | PRHTA   | 2023         | F              | -       | 25,410 | -    | -               | 25,410                | Toll Credits |  |
|      |   |         |              | S              | -       | -      | -    | -               | -                     |              |  |
|      |   |         |              | T              | -       | 25,410 | -    | -               | 25,410                |              |  |
| 151  | Preventive Maintenance ADA Paratransit Services for Municipality of Salinas   | PRHTA   | 2023         | F              | -       | 19,940 | -    | -               | 19,940                | Toll Credits |  |
|      |   |         |              | S              | -       | -      | -    | -               | -                     |              |  |
|      |   |         |              | T              | -       | 19,940 | -    | -               | 19,940                |              |  |
| 152  | Acquisition of two (3) vehicles fixed routes for the Municipality of Salinas  | PRHTA   | 2023         | F              | 458,700 | -      | -    | -               | 458,700               | Toll Credits |  |
|      |   |         |              | S              | -       | -      | -    | -               | -                     |              |  |
|      |   |         |              | T              | 458,700 | -      | -    | -               | 458,700               |              |  |
| 153  | Acquisition of two (2) Paratransit Vehicles for ADA for the Municipality of Salinas   | PRHTA   | 2023         | F              | 241,010 | -      | -    | -               | 241,010               | Toll Credits |  |
|      |   |         |              | S              | -       | -      | -    | -               | -                     |              |  |
|      |   |         |              | T              | 241,010 | -      | -    | -               | 241,010               |              |  |
| 154  | 78 Bus Stops Signs for Fixed Route for the Municipality of Salinas  | PRHTA   | 2023         | F              | 61,777  | -      | -    | -               | 61,777                | Toll Credits |  |
|      |   |         |              | S              | -       | -      | -    | -               | -                     |              |  |
|      |   |         |              | T              | 61,777  | -      | -    | -               | 61,777                |              |  |
| 155  | 20 Bus Shelters for Fixed Route for the Municipality of Salinas   | PRHTA   | 2023         | F              | 219,725 | -      | -    | -               | 219,725               | Toll Credits |  |
|      |   |         |              | S              | -       | -      | -    | -               | -                     |              |  |
|      |   |         |              | T              | 219,725 | -      | -    | -               | 219,725               |              |  |
| 156  | Facility Maintenance for the Public Terminal for Municipality of Salinas  | PRHTA   | 2023         | F              | 278,138 | -      | -    | -               | 278,138               | Toll Credits |  |
|      |   |         |              | S              | -       | -      | -    | -               | -                     |              |  |
|      |   |         |              | T              | 278,138 | -      | -    | -               | 278,138               |              |  |
| 157  | Acquisition of GPS Systems and Montly Fee for ADA Paratransit Services for Municipality of Salinas  | PRHTA   | 2023         | F              | -       | 2,230  | -    | -               | 2,230                 | Toll Credits |  |
|      |   |         |              | S              | -       | -      | -    | -               | -                     |              |  |
|      |   |         |              | T              | -       | 2,230  | -    | -               | 2,230                 |              |  |
| 158  | Automatic Passenger Counting Systems and Software License and Acquisition of GPS Tracking and Montly Fee Services for Municipality of Salinas | PRHTA   | 2023         | F              | -       | 61,419 | -    | -               | 61,419                | Toll Credits |  |
|      |   |         |              | S              | -       | -      | -    | -               | -                     |              |  |
|      |   |         |              | T              | -       | 61,419 | -    | -               | 61,419                |              |  |
| 159  | Acquisition and Installation of PA Systems for three (3) Fixed Route Vehicles for Municipality of Salinas                                     | PRHTA   | 2023         | F              | -       | 14,532 | -    | -               | 14,532                | Toll Credits |  |
|      |   |         |              | S              | -       | -      | -    | -               | -                     |              |  |
|      |   |         |              | T              | -       | 14,532 | -    | -               | 14,532                |              |  |
| 160  | Drugs and Alcohol Testing for Municipality of Salinas   | PRHTA   | 2023         | F              | 250     | -      | -    | -               | 250                   | Toll Credits |  |
|      |   |         |              | S              | -       | -      | -    | -               | -                     |              |  |
|      |   |         |              | T              | 250     | -      | -    | -               | 250                   |              |  |

GOVERNMENT OF PUERTO RICO  
 PUERTO RICO DEPARTMENT OF TRANSPORTATION AND PUBLIC WORKS  
 PUERTO RICO HIGHWAY AND TRANSPORTATION AUTHORITY  
 STATEWIDE TRANSPORTATION IMPROVEMENT PROGRAM  
 FISCAL YEARS 2023-2026  
 AMENDMENT #1  
 Administrative Modification #1

SECTION: 5307 URBANIZED AREA FORMULA PROGRAM - URBANIZED AREA UNDER 200,000 POPULATION (UZA)

| Num. | Project Description and Localization  | Grantee  | Year Entered |   | Annual Element |      |         |      | Total Est. Cost | Source of Local Funds | Remarks |
|------|---|----------|--------------|---|----------------|------|---------|------|-----------------|-----------------------|---------|
|      |   |          |              |   | 2023           | 2024 | 2025    | 2026 |                 |                       |         |
| 161  | Acquisition of Urban Furniture and Perimeter Fence for the New Collective Transport Terminal for the Municipality of Villalba | Villalba | 2022         | F | -              | -    | 100,000 | -    | 100,000         | Toll Credits          |         |
|      |   |          |              | S | -              | -    | -       | -    | -               |                       |         |
|      |   |          |              | T | -              | -    | 100,000 | -    | 100,000         |                       |         |
| 162  | Acquisition of Shop Equipment for Collective Transport Terminal for the Municipality of Villalba                              | Villalba | 2022         | F | 50,000         | -    | -       | -    | 50,000          | Toll Credits          |         |
|      |   |          |              | S | -              | -    | -       | -    | -               |                       |         |
|      |   |          |              | T | 50,000         | -    | -       | -    | 50,000          |                       |         |
| 163  | Operating Assistance for Public Transportation System for the Municipality of Villalba  | Villalba | 2022         | F | -              | -    | 700,000 | -    | 700,000         | Toll Credits          |         |
|      |   |          |              | S | -              | -    | -       | -    | -               |                       |         |
|      |   |          |              | T | -              | -    | 700,000 | -    | 700,000         |                       |         |
| 164  | Labels Stops of the Collective Transportation System  | Villalba | 2022         | F | -              | -    | 180,000 | -    | 180,000         | Toll Credits          |         |
|      |   |          |              | S | -              | -    | -       | -    | -               |                       |         |
|      |   |          |              | T | -              | -    | 180,000 | -    | 180,000         |                       |         |
| 165  | Acquisition of Four (4) vehicles (Vans) for twenty-four (24) passengers for the Municipality of Villalba                      | Villalba | 2022         | F | -              | -    | 854,000 | -    | 854,000         | Toll Credits          |         |
|      |   |          |              | S | -              | -    | -       | -    | -               |                       |         |
|      |   |          |              | T | -              | -    | 854,000 | -    | 854,000         |                       |         |
| 166  | Purchase/Installation Electric Generator for the Transit System Terminal  | Villalba | 2023         | F | -              | -    | 70,000  | -    | 70,000          | Toll Credits          |         |
|      |   |          |              | S | -              | -    | -       | -    | -               |                       |         |
|      |   |          |              | T | -              | -    | 70,000  | -    | 70,000          |                       |         |
| 167  | Purchase/Installation of Two Water Cisterns for the Transit System Terminal   | Villalba | 2023         | F | -              | -    | 17,000  | -    | 17,000          | Toll Credits          |         |
|      |   |          |              | S | -              | -    | -       | -    | -               |                       |         |
|      |   |          |              | T | -              | -    | 17,000  | -    | 17,000          |                       |         |
| 168  | Purchase and Installation of Automatic Door for the Transit System Terminal   | Villalba | 2023         | F | 3,000          | -    | -       | -    | 3,000           | Toll Credits          |         |
|      |   |          |              | S | -              | -    | -       | -    | -               |                       |         |
|      |   |          |              | T | 3,000          | -    | -       | -    | 3,000           |                       |         |
| 169  | Acquisition of mobile and internet for the new transit system terminal  | Villalba | 2023         | F | -              | -    | 30,000  | -    | 30,000          | Toll Credits          |         |
|      |   |          |              | S | -              | -    | -       | -    | -               |                       |         |
|      |   |          |              | T | -              | -    | 30,000  | -    | 30,000          |                       |         |
| 170  | Acquisition of signs for the Transit Terminal   | Villalba | 2023         | F | -              | -    | 3,000   | -    | 3,000           | Toll Credits          |         |
|      |   |          |              | S | -              | -    | -       | -    | -               |                       |         |
|      |   |          |              | T | -              | -    | 3,000   | -    | 3,000           |                       |         |
| 171  | Purchase of eight (8) Led Emergency Exit Signs and Installation for the Transit Terminal                                      | Villalba | 2023         | F | -              | -    | 2,000   | -    | 2,000           | Toll Credits          |         |
|      |   |          |              | S | -              | -    | -       | -    | -               |                       |         |
|      |   |          |              | T | -              | -    | 2,000   | -    | 2,000           |                       |         |
| 172  | Purchase of Fork Lift-Diesel for the workshop and warehouse of the Transit Terminal   | Villalba | 2023         | F | -              | -    | 70,000  | -    | 70,000          | Toll Credits          |         |
|      |   |          |              | S | -              | -    | -       | -    | -               |                       |         |
|      |   |          |              | T | -              | -    | 70,000  | -    | 70,000          |                       |         |

GOVERNMENT OF PUERTO RICO  
 PUERTO RICO DEPARTMENT OF TRANSPORTATION AND PUBLIC WORKS  
 PUERTO RICO HIGHWAY AND TRANSPORTATION AUTHORITY  
 STATEWIDE TRANSPORTATION IMPROVEMENT PROGRAM  
 FISCAL YEARS 2023-2026  
 AMENDMENT #1  
 Administrative Modification #1

SECTION: 5307 URBANIZED AREA FORMULA PROGRAM - URBANIZED AREA UNDER 200,000 POPULATION (UZA)

| Num. | Project Description and Localization   | Grantee | Year Entered |   | Annual Element |         |         |      | Total Est. Cost | Source of Local Funds | Remarks                 |
|------|--|---------|--------------|---|----------------|---------|---------|------|-----------------|-----------------------|-------------------------|
|      |  |         |              |   | 2023           | 2024    | 2025    | 2026 |                 |                       |                         |
| 173  | Operational Assistance for Public Transportation System for the Municipality of Yauco  | Yauco   | 2015         | F | 807,668        | -       | 683,771 | -    | 1,491,439       | Toll Credits          |                         |
|      |  |         |              | S | -              | -       | -       | -    | -               |                       |                         |
|      |  |         |              | T | 807,668        | -       | 683,771 | -    | 1,491,439       |                       |                         |
| 174  | Operational Assistance for ADA Paratransit Services for the Municipality of Yauco  | Yauco   | 2015         | F | 170,841        | -       | 197,404 | -    | 368,245         | Toll Credits          |                         |
|      |  |         |              | S | -              | -       | -       | -    | -               |                       |                         |
|      |  |         |              | T | 170,841        | -       | 197,404 | -    | 368,245         |                       |                         |
| 175  | Preventive Maintenance for Public Transportation Vehicles for the Municipality of Yauco  | Yauco   | 2016         | F | -              | -       | 120,000 | -    | 120,000         | Toll Credits          |                         |
|      |  |         |              | S | -              | -       | -       | -    | -               |                       |                         |
|      |  |         |              | T | -              | -       | 120,000 | -    | 120,000         |                       |                         |
| 176  | Acquisition of Computers, Software and Hardware for the Public Transportation System of the Municipality of Yauco  | Yauco   | 2019         | F | 4,000          | -       | -       | -    | 4,000           | Toll Credits          | Application 6675-2019-4 |
|      |  |         |              | S | -              | -       | -       | -    | -               |                       |                         |
|      |  |         |              | T | 4,000          | -       | -       | -    | 4,000           |                       |                         |
| 177  | Preventive Maintenance for the Infrastructure of Three (3) Public Transportation Terminals of the Municipality of Yauco  | Yauco   | 2019         | F | 388,200        | 200,000 | 200,000 | -    | 788,200         | Toll Credits          | Application 6675-2019-4 |
|      |  |         |              | S | -              | -       | -       | -    | -               |                       |                         |
|      |  |         |              | T | 388,200        | 200,000 | 200,000 | -    | 788,200         |                       |                         |
| 178  | Construction and Repair of Streets, Sidewalks and ADA Ramps Along the Trolley Routes for the Municipality of Yauco   | Yauco   | 2019         | F | -              | -       | 196,560 | -    | 196,560         | Toll Credits          | Application 6675-2019-4 |
|      |  |         |              | S | -              | -       | -       | -    | -               |                       |                         |
|      |  |         |              | T | -              | -       | 196,560 | -    | 196,560         |                       |                         |
| 179  | Acquisition of Surveillance Cameras, GPS, Software and Hardware for vehicles and accessories to support Security for Public Transportation Program for the Municipality of Yauco | Yauco   | 2019         | F | 35,000         | -       | -       | -    | 35,000          | Toll Credits          | Application 6675-2019-4 |
|      |  |         |              | S | -              | -       | -       | -    | -               |                       |                         |
|      |  |         |              | T | 35,000         | -       | -       | -    | 35,000          |                       |                         |

GOVERNMENT OF PUERTO RICO  
 PUERTO RICO DEPARTMENT OF TRANSPORTATION AND PUBLIC WORKS  
 PUERTO RICO HIGHWAY AND TRANSPORTATION AUTHORITY  
 STATEWIDE TRANSPORTATION IMPROVEMENT PROGRAM  
 FISCAL YEARS 2023-2026  
 AMENDMENT #1  
 Administrative Modification #1

SECTION: 5307 URBANIZED AREA FORMULA PROGRAM - URBANIZED AREA UNDER 200,000 POPULATION (UZA)

| Num. | Project Description and Localization  | Grantee | Year Entered | Annual Element |         |      |         | Total Est. Cost | Source of Local Funds | Remarks      |                                    |
|------|---|---------|--------------|----------------|---------|------|---------|-----------------|-----------------------|--------------|------------------------------------|
|      |   |         |              | 2023           | 2024    | 2025 | 2026    |                 |                       |              |                                    |
| 180  | Drug and Alcohol Testing for Employees of Public Transportatin System for the Municipality of Yauco                     | Yauco   | 2019         | F              | 12,900  | -    | -       | -               | 12,900                | Toll Credits | Application 6675-2019-4            |
|      |   |         |              | S              | -       | -    | -       | -               | -                     |              |                                    |
|      |   |         |              | T              | 12,900  | -    | -       | -               | 12,900                |              |                                    |
| 181  | In-Service and other Educational Services for the Public Transportation Personnel of the Municipality of Yauco          | Yauco   | 2019         | F              | 3,500   | -    | -       | -               | 3,500                 | Toll Credits | Application 6675-2019-4            |
|      |   |         |              | S              | -       | -    | -       | -               | -                     |              |                                    |
|      |   |         |              | T              | 3,500   | -    | -       | -               | 3,500                 |              |                                    |
| 182  | Insurance, Permits and Liability Insurance Expenses for Public Transportation System of the Municipality of Yauco       | Yauco   | 2019         | F              | 10,000  | -    | -       | -               | 10,000                | Toll Credits | Application 6675-2019-4            |
|      |   |         |              | S              | -       | -    | -       | -               | -                     |              |                                    |
|      |   |         |              | T              | 10,000  | -    | -       | -               | 10,000                |              |                                    |
| 183  | Improvement Enhancements for Transportation System Terminals (Bench, Garbage, Cans, etc.) for the Municipality of Yauco | Yauco   | 2019         | F              | -       | -    | 30,000  | -               | 30,000                | Toll Credits | Application 6675-2019-4            |
|      |   |         |              | S              | -       | -    | -       | -               | -                     |              |                                    |
|      |   |         |              | T              | -       | -    | 30,000  | -               | 30,000                |              |                                    |
| 184  | Security Service for Terminals and Park Storage Lot for the Municipality of Yauco                                       | Yauco   | 2020         | F              | -       | -    | 64,713  | -               | 64,713                | Toll Credits | Application 6675-2019-4            |
|      |   |         |              | S              | -       | -    | -       | -               | -                     |              |                                    |
|      |   |         |              | T              | -       | -    | 64,713  | -               | 64,713                |              |                                    |
| 185  | Maintenance and Repairs of Bus Shelters for the Municipality of Yauco   | Yauco   | 2020         | F              | -       | -    | 200,000 | -               | 200,000               | Toll Credits |                                    |
|      |   |         |              | S              | -       | -    | -       | -               | -                     |              |                                    |
|      |   |         |              | T              | -       | -    | 200,000 | -               | 200,000               |              |                                    |
| 186  | Replacement of Ten (10) Buses for the Municipality of Yauco   | Yauco   | 2020         | F              | -       | -    | 857,580 | -               | 857,580               | Toll Credits |                                    |
|      |   |         |              | S              | -       | -    | -       | -               | -                     |              |                                    |
|      |   |         |              | T              | -       | -    | 857,580 | -               | 857,580               |              |                                    |
| 187  | Acquisition of Support Vehicle for Preventive Maintenance for the Municipality of Yauco                                 | Yauco   | 2020         | F              | -       | -    | 50,000  | -               | 50,000                | Toll Credits | Conditionated Transportation Study |
|      |   |         |              | S              | -       | -    | -       | -               | -                     |              |                                    |
|      |   |         |              | T              | -       | -    | 50,000  | -               | 50,000                |              |                                    |
| 188  | Engineering & Design Bicycle Route Transportation Study (phase 1 & 2) for the Municipality of Yauco                     | Yauco   | 2021         | F              | 200,700 | -    | -       | -               | 200,700               | Toll Credits | Add funds: PR-2021-029             |
|      |   |         |              | S              | -       | -    | -       | -               | -                     |              |                                    |
|      |   |         |              | T              | 200,700 | -    | -       | -               | 200,700               |              |                                    |



GOVERNMENT OF PUERTO RICO  
 PUERTO RICO DEPARTMENT OF TRANSPORTATION AND PUBLIC WORKS  
 PUERTO RICO HIGHWAY AND TRANSPORTATION AUTHORITY  
 STATEWIDE TRANSPORTATION IMPROVEMENT PROGRAM  
 FISCAL YEARS 2023-2026  
 AMENDMENT #1  
 Administrative Modification #1

SECTION: 5307 URBANIZED AREA FORMULA PROGRAM - URBANIZED AREA UNDER 200,000 POPULATION (UZA)

| Num.                        | Project Description and Localization  | Grantee | Year Entered |   | Annual Element |            |            |            | Total Est. Cost | Source of Local Funds | Remarks |
|-----------------------------|---|---------|--------------|---|----------------|------------|------------|------------|-----------------|-----------------------|---------|
|                             |   |         |              |   | 2023           | 2024       | 2025       | 2026       |                 |                       |         |
| 189                         | Additional funds for the Acquisition of a Tow Truck Sport Vehicle for ADA vehicles and Public Transportation Vehicles for the Municipality of Yauco | Yauco   | 2022         | F | 85,000         | -          | -          | -          | 85,000          | Toll Credits          |         |
|                             |   |         |              | S | -              | -          | -          | -          | -               |                       |         |
|                             |   |         |              | T | 85,000         | -          | -          | -          | 85,000          |                       |         |
| 190                         | Advertising System for the Transit System   | Yauco   | 2023         | F | 9,750          | -          | -          | -          | 9,750           | Toll Credits          |         |
|                             |   |         |              | S | -              | -          | -          | -          | -               |                       |         |
|                             |   |         |              | T | 9,750          | -          | -          | -          | 9,750           |                       |         |
| 191                         | Electric Generator for the Administrative Office of the Transit System  | Yauco   | 2023         | F | 20,000         | -          | -          | -          | 20,000          | Toll Credits          |         |
|                             |   |         |              | S | -              | -          | -          | -          | -               |                       |         |
|                             |   |         |              | T | 20,000         | -          | -          | -          | 20,000          |                       |         |
| 192                         | Road Marking Signs for the Public Transit System  | Yauco   | 2023         | F | 32,525         | -          | -          | -          | 32,525          | Toll Credits          |         |
|                             |   |         |              | S | -              | -          | -          | -          | -               |                       |         |
|                             |   |         |              | T | 32,525         | -          | -          | -          | 32,525          |                       |         |
| 193                         | Improvements and Repairs for the Transit System Terminals   | Yauco   | 2023         | F | 200,100        | -          | -          | -          | 200,100         | Toll Credits          |         |
|                             |   |         |              | S | -              | -          | -          | -          | -               |                       |         |
|                             |   |         |              | T | 200,100        | -          | -          | -          | 200,100         |                       |         |
| 194                         | Passenger Counter System for the Transit System   | Yauco   | 2023         | F | 17,040         | -          | -          | -          | 17,040          | Toll Credits          |         |
|                             |   |         |              | S | -              | -          | -          | -          | -               |                       |         |
|                             |   |         |              | T | 17,040         | -          | -          | -          | 17,040          |                       |         |
| 195                         | Electronic Screens Information System for the Transit System  | Yauco   | 2023         | F | 112,240        | -          | -          | -          | 112,240         | Toll Credits          |         |
|                             |   |         |              | S | -              | -          | -          | -          | -               |                       |         |
|                             |   |         |              | T | 112,240        | -          | -          | -          | 112,240         |                       |         |
| 196                         | Uniforms and Work Safety Equipment  | Yauco   | 2023         | F | 5,000          | -          | -          | -          | 5,000           | Toll Credits          |         |
|                             |   |         |              | S | -              | -          | -          | -          | -               |                       |         |
|                             |   |         |              | T | 5,000          | -          | -          | -          | 5,000           |                       |         |
| 197                         | Gasoline and Diesel Fuel for Transit Vehicles   | Yauco   | 2023         | F | 65,813         | 78,975     | 94,950     | 113,940    | 353,678         | Toll Credits          |         |
|                             |   |         |              | S | -              | -          | -          | -          | -               |                       |         |
|                             |   |         |              | T | 65,813         | 78,975     | 94,950     | 113,940    | 353,678         |                       |         |
| Total Federal Funds:        |   |         |              | F | 35,660,061     | 20,287,663 | 21,700,756 | 21,268,720 | 93,938,180      |                       |         |
| Total State or Local Funds: |   |         |              | S | -              | -          | -          | -          | -               |                       |         |
| Total                       |   |         |              | T | 35,660,061     | 20,287,663 | 21,700,756 | 21,268,720 | 93,938,180      |                       |         |

---

*Government of Puerto Rico  
Puerto Rico Department of Transportation and Public Works  
Puerto Rico Highways and Transportation Authority*

*Statewide Transportation Improvement Program (STIP)*

***FEDERAL TRANSIT ADMINISTRATION (FTA)***

*Urbanized Area Under 200,000 in Population (UZA)*

PUERTO RICO  
HIGHWAYS &  
TRANSPORTATION  
AUTHORITY



*Section 5310*

PUERTO RICO  
DEPARTMENT OF  
TRANSPORTATION  
AND PUBLIC WORKS



GOVERNMENT OF PUERTO RICO  
 PUERTO RICO DEPARTMENT OF TRANSPORTATION AND PUBLIC WORKS  
 PUERTO RICO HIGHWAY AND TRANSPORTATION AUTHORITY  
 STATEWIDE TRANSPORTATION IMPROVEMENT PROGRAM  
 FISCAL YEARS 2023-2026  
 AMENDMENT #1  
 Administrative Modification #1

Section 5310: Enhanced Mobility of Seniors and Persons with Disabilities, Urbanized Area Under 200,000 in Population Formula Program (UZA)

| Num. | Project Description and Localization  | Grantee | Year Entered | Annual Element |         |      |      | Total | Source of Local Funds | Remarks      |   |
|------|---|---------|--------------|----------------|---------|------|------|-------|-----------------------|--------------|---|
|      |   |         |              |                | 2023    | 2024 | 2025 | 2026  |                       |              | Est. Cost   |
| 1    | Operating Assistance for the Municipality of Fajardo  | PRHTA   | 2023         | F              | 103,160 | 634  | 634  | -     | 104,428               | Toll Credits |   |
|      |   |         |              | S              | -       | -    | -    | -     | -                     |              |   |
|      |   |         |              | T              | 103,160 | 634  | 634  | -     | 104,428               |              |   |
| 2    | Preventive Maintenance for the Municipality of Fajardo  | PRHTA   | 2023         | F              | 5,374   | -    | -    | -     | 5,374                 | Toll Credits |   |
|      |   |         |              | S              | -       | -    | -    | -     | -                     |              |   |
|      |   |         |              | T              | 5,374   | -    | -    | -     | 5,374                 |              |   |
| 3    | Drug and Alcohol Tests for the Municipality of Fajardo  | PRHTA   | 2023         | F              | 84      | -    | -    | -     | 84                    | Toll Credits |   |
|      |   |         |              | S              | -       | -    | -    | -     | -                     |              |   |
|      |   |         |              | T              | 84      | -    | -    | -     | 84                    |              |   |
| 4    | GPS Tracking System for Two (2) vehicles for the Municipality of Florida                            | PRHTA   | 2023         | F              | 328     | -    | -    | -     | 328                   | Toll Credits |   |
|      |   |         |              | S              | -       | -    | -    | -     | -                     |              |   |
|      |   |         |              | T              | 328     | -    | -    | -     | 328                   |              |   |
| 5    | Preventive Maintenance for the Municipality of Florida  | PRHTA   | 2023         | F              | 23,100  | -    | -    | -     | 23,100                | Toll Credits |   |
|      |   |         |              | S              | -       | -    | -    | -     | -                     |              |   |
|      |   |         |              | T              | 23,100  | -    | -    | -     | 23,100                |              |   |
| 6    | Operating Assistance for the Municipality of Florida  | PRHTA   | 2023         | F              | 69,500  | -    | -    | -     | 69,500                | Toll Credits |   |
|      |   |         |              | S              | -       | -    | -    | -     | -                     |              |   |
|      |   |         |              | T              | 69,500  | -    | -    | -     | 69,500                |              |   |
| 7    | Acquisition and Installation of GPS for Three (3) vehicles for the Municipality of Florida          | PRHTA   | 2023         | F              | 4,546   | -    | -    | -     | 4,546                 | Toll Credits |   |
|      |   |         |              | S              | -       | -    | -    | -     | -                     |              |   |
|      |   |         |              | T              | 4,546   | -    | -    | -     | 4,546                 |              |   |
| 8    | Acquisition of three (3) tablets for vehicles to collect information in the Municipality of Florida | PRHTA   | 2023         | F              | 4,546   | -    | -    | -     | 4,546                 | Toll Credits |   |
|      |   |         |              | S              | -       | -    | -    | -     | -                     |              |   |
|      |   |         |              | T              | 4,546   | -    | -    | -     | 4,546                 |              |   |
| 9    | Exterior full wrap graphics for buses acquired under section 5310 for the Municipality of Florida   | PRHTA   | 2023         | F              | 18,000  | -    | -    | -     | 18,000                | Toll Credits |   |
|      |   |         |              | S              | -       | -    | -    | -     | -                     |              |   |
|      |   |         |              | T              | 18,000  | -    | -    | -     | 18,000                |              |   |
| 10   | Replacement of Two (2) Paratransit Vans (11 passengers) for the Municipality of Hormigueros         | PRHTA   | 2022         | F              | 220,000 | -    | -    | -     | 220,000               | Toll Credits | Conditioned to disposition process completion. Recommended to add funds for \$40,000 due to increased costs |
|      |   |         |              | S              | -       | -    | -    | -     | -                     |              |   |
|      |   |         |              | T              | 220,000 | -    | -    | -     | 220,000               |              |   |
| 11   | Replacement of Two (2) Mini Buses (16 passengers) for the Municipality of Hormigueros               | PRHTA   | 2022         | F              | 280,000 | -    | -    | -     | 280,000               | Toll Credits | Conditioned to disposition process completion. Recommended to add funds for \$90,000 due to increased costs |
|      |   |         |              | S              | -       | -    | -    | -     | -                     |              |   |
|      |   |         |              | T              | 280,000 | -    | -    | -     | 280,000               |              |   |

GOVERNMENT OF PUERTO RICO  
 PUERTO RICO DEPARTMENT OF TRANSPORTATION AND PUBLIC WORKS  
 PUERTO RICO HIGHWAY AND TRANSPORTATION AUTHORITY  
 STATEWIDE TRANSPORTATION IMPROVEMENT PROGRAM  
 FISCAL YEARS 2023-2026

AMENDMENT #1

Administrative Modification #1

Section 5310: Enhanced Mobility of Seniors and Persons with Disabilities, Urbanized Area Under 200,000 in Population Formula Program (UZA)

| Num.                        | Project Description and Localization   | Grantee | Year Entered | Annual Element |           |         |           | Total | Source of Local Funds | Remarks      |           |
|-----------------------------|--|---------|--------------|----------------|-----------|---------|-----------|-------|-----------------------|--------------|-----------|
|                             |  |         |              |                | 2023      | 2024    | 2025      | 2026  |                       |              | Est. Cost |
| 12                          | Acquisition of 4 paratransit vehicles (capacity of 11 passenger) for the Municipality of Peñuelas              | PRHTA   | 2023         | F              | 305,000   | -       | -         | -     | 305,000               | Toll Credits |           |
|                             |  |         |              | S              | -         | -       | -         | -     | -                     |              |           |
|                             |  |         |              | T              | 305,000   | -       | -         | -     | 305,000               |              |           |
| 13                          | Operating Assistance for the 5310 program of Municipality of Peñuelas  | PRHTA   | 2023         | F              | 153,984   | -       | -         | -     | 153,984               | Toll Credits |           |
|                             |  |         |              | S              | -         | -       | -         | -     | -                     |              |           |
|                             |  |         |              | T              | 153,984   | -       | -         | -     | 153,984               |              |           |
| 14                          | Preventive Maintenance for the 5310 program of Municipality of Peñuelas  | PRHTA   | 2023         | F              | 72,000    | -       | -         | -     | 72,000                | Toll Credits |           |
|                             |  |         |              | S              | -         | -       | -         | -     | -                     |              |           |
|                             |  |         |              | T              | 72,000    | -       | -         | -     | 72,000                |              |           |
| 15                          | Monthly GPS Tracking System for the Municipality of Ponce  | PRHTA   | 2023         | F              | 4,032     | 4,032   | 4,637     | 5,333 | 18,034                | Toll Credits |           |
|                             |  |         |              | S              | -         | -       | -         | -     | -                     |              |           |
|                             |  |         |              | T              | 4,032     | 4,032   | 4,637     | 5,333 | 18,034                |              |           |
| 16                          | Operational Assistance for the Municipality of Ponce   | PRHTA   | 2023         | F              | 656,455   | 656,455 | 656,455   | -     | 1,969,365             | Toll Credits |           |
|                             |  |         |              | S              | -         | -       | -         | -     | -                     |              |           |
|                             |  |         |              | T              | 656,455   | 656,455 | 656,455   | -     | 1,969,365             |              |           |
| 17                          | Preventive Maintenance for the Municipality of Ponce   | PRHTA   | 2023         | F              | 240,000   | 300,000 | 375,000   | -     | 240,000               | Toll Credits |           |
|                             |  |         |              | S              | -         | -       | -         | -     | -                     |              |           |
|                             |  |         |              | T              | 240,000   | 300,000 | 375,000   | -     | 240,000               |              |           |
| 18                          | Acquisition of two (2) 16-passenger ADA compliant vehicles for service expansion of Municipality of San German | PRHTA   | 2023         | F              | 279,954   | -       | -         | -     | 279,954               | Toll Credits |           |
|                             |  |         |              | S              | -         | -       | -         | -     | -                     |              |           |
|                             |  |         |              | T              | 279,954   | -       | -         | -     | 279,954               |              |           |
| 19                          | Operating Assistance for the 5310 program of Municipality of San German  | PRHTA   | 2023         | F              | 107,098   | -       | -         | -     | 107,098               | Toll Credits |           |
|                             |  |         |              | S              | -         | -       | -         | -     | -                     |              |           |
|                             |  |         |              | T              | 107,098   | -       | -         | -     | 107,098               |              |           |
| 20                          | Drug and Alcohol Testing for the Municipality of San German  | PRHTA   | 2023         | F              | 250       | -       | -         | -     | 250                   | Toll Credits |           |
|                             |  |         |              | S              | -         | -       | -         | -     | -                     |              |           |
|                             |  |         |              | T              | 250       | -       | -         | -     | 250                   |              |           |
| 21                          | Preventive Maintenance for the 5310 program of Municipality of San German                                      | PRHTA   | 2023         | F              | 26,000    | -       | -         | -     | 26,000                | Toll Credits |           |
|                             |  |         |              | S              | -         | -       | -         | -     | -                     |              |           |
|                             |  |         |              | T              | 26,000    | -       | -         | -     | 26,000                |              |           |
| 22                          | Acquisition of office support equipment for the 5310 program of Municipality of San German                     | PRHTA   | 2023         | F              | 1,350     | -       | -         | -     | 1,350                 | Toll Credits |           |
|                             |  |         |              | S              | -         | -       | -         | -     | -                     |              |           |
|                             |  |         |              | T              | 1,350     | -       | -         | -     | 1,350                 |              |           |
| 23                          | State Administration   | PRHTA   | 2023         | F              | 257,478   | -       | -         | -     | 1,350                 | Toll Credits |           |
|                             |  |         |              | S              | -         | -       | -         | -     | -                     |              |           |
|                             |  |         |              | T              | 257,478   | -       | -         | -     | 1,350                 |              |           |
| Total Federal Funds:        |  |         |              | F              | 2,832,239 | 961,121 | 1,036,726 | 5,333 | 3,904,291             |              |           |
| Total State or Local Funds: |  |         |              | S              | -         | -       | -         | -     | -                     |              |           |
| Total                       |  |         |              | T              | 2,832,239 | 961,121 | 1,036,726 | 5,333 | 3,904,291             |              |           |

---

*Government of Puerto Rico*  
*Puerto Rico Department of Transportation and Public Works*  
*Puerto Rico Highways and Transportation Authority*

*Statewide Transportation Improvement Program (STIP)*

*FEDERAL TRANSIT ADMINISTRATION (FTA)*

*Urbanized Area Under 200,000 in Population (UZA)*



*Section 5339*



GOVERNMENT OF PUERTO RICO  
 PUERTO RICO DEPARTMENT OF TRANSPORTATION AND PUBLIC WORKS  
 PUERTO RICO HIGHWAY AND TRANSPORTATION AUTHORITY  
 STATEWIDE TRANSPORTATION IMPROVEMENT PROGRAM  
 FISCAL YEARS 2023-2026  
 AMENDMENT #1  
 Administrative Modification #1

SECTION 5339: BUS AND BUS FACILITIES FORMULA PROGRAM - URBANIZED AREA UNDER 200,000 POPULATION (UZA)

| Num. | Description   | Grantee     | Year Entered | Annual Element |         |        |      | Total Est. Cost | Source of Local Funds | Remarks      |                         |
|------|---|-------------|--------------|----------------|---------|--------|------|-----------------|-----------------------|--------------|-------------------------|
|      |   |             |              | 2023           | 2024    | 2025   | 2026 |                 |                       |              |                         |
| 1    | Acquisition of One (1) Trolley Bus for fixed route for the Municipality of Barceloneta  | Barceloneta | 2023         | F              | 270,000 | -      | -    | -               | 270,000               | Toll Credits |                         |
|      |   |             |              | S              | -       | -      | -    | -               | -                     |              |                         |
|      |   |             |              | T              | 270,000 | -      | -    | -               | 270,000               |              |                         |
| 2    | Acquisition of Two (2) cut away trolley buses (service extension, paratransit service) for the Municipality of Barceloneta                    | Barceloneta | 2023         | F              | 270,000 | -      | -    | -               | 270,000               | Toll Credits |                         |
|      |   |             |              | S              | -       | -      | -    | -               | -                     |              |                         |
|      |   |             |              | T              | 270,000 | -      | -    | -               | 270,000               |              |                         |
| 3    | Communication and Security for the Municipality of Barceloneta  | Barceloneta | 2018         | F              | 29,750  | -      | -    | -               | 29,750                | Toll Credits | Application 6388-2020-1 |
|      |   |             |              | S              | -       | -      | -    | -               | -                     |              |                         |
|      |   |             |              | T              | 29,750  | -      | -    | -               | 29,750                |              |                         |
| 4    | Acquisition and Installation of radio communication units for eight (8) vehicles and monthly fees for the Municipality of Cabo Rojo           | Cabo Rojo   | 2022         | F              | -       | 22,211 | -    | -               | 22,211                | Toll Credits |                         |
|      |   |             |              | S              | -       | -      | -    | -               | -                     |              |                         |
|      |   |             |              | T              | -       | 22,211 | -    | -               | 22,211                |              |                         |
| 5    | Acquisition of Eight (8) passenger counters for vehicles, software, hardware and license fees for the Municipality of Cabo Rojo               | Cabo Rojo   | 2022         | F              | -       | 67,190 | -    | -               | 67,190                | Toll Credits |                         |
|      |   |             |              | S              | -       | -      | -    | -               | -                     |              |                         |
|      |   |             |              | T              | -       | 67,190 | -    | -               | 67,190                |              |                         |
| 6    | Acquisition of eight (8) GPS tracking system and fees for the Municipality of Cabo Rojo   | Cabo Rojo   | 2023         | F              | 3,846   | -      | -    | -               | 3,846                 | Toll Credits |                         |
|      |   |             |              | S              | -       | -      | -    | -               | -                     |              |                         |
|      |   |             |              | T              | 3,846   | -      | -    | -               | 3,846                 |              |                         |
| 7    | Acquisition and Installation of twenty (20) prefabricated bus shelters and signs for the Municipality of Cabo Rojo                            | Cabo Rojo   | 2023         | F              | 311,696 | -      | -    | -               | 311,696               | Toll Credits |                         |
|      |   |             |              | S              | -       | -      | -    | -               | -                     |              |                         |
|      |   |             |              | T              | 311,696 | -      | -    | -               | 311,696               |              |                         |
| 8    | Acquisition of Two (2) Buses (12 passengers) for ADA Paratransit Service for the Municipality of Cabo Rojo                                    | Cabo Rojo   | 2023         | F              | 241,949 | -      | -    | -               | 241,949               | Toll Credits |                         |
|      |   |             |              | S              | -       | -      | -    | -               | -                     |              |                         |
|      |   |             |              | T              | 241,949 | -      | -    | -               | 241,949               |              |                         |
| 9    | Automatic Passenger Counting System, software license and acquisition of GPS tracking system and monthly fees for the Municipality of Fajardo | Fajardo     | 2023         | F              | 96,233  | -      | -    | -               | 96,233                | Toll Credits |                         |
|      |   |             |              | S              | -       | -      | -    | -               | -                     |              |                         |
|      |   |             |              | T              | 96,233  | -      | -    | -               | 96,233                |              |                         |
| 10   | Acquisition of one (1) support vehicle for the Municipality of Fajardo  | Fajardo     | 2023         | F              | 60,788  | -      | -    | -               | 60,788                | Toll Credits |                         |
|      |   |             |              | S              | -       | -      | -    | -               | -                     |              |                         |
|      |   |             |              | T              | 60,788  | -      | -    | -               | 60,788                |              |                         |
| 11   | Office support equipment for the Municipality of Fajardo  | Fajardo     | 2023         | F              | 12,990  | -      | -    | -               | 12,990                | Toll Credits |                         |
|      |   |             |              | S              | -       | -      | -    | -               | -                     |              |                         |
|      |   |             |              | T              | 12,990  | -      | -    | -               | 12,990                |              |                         |

GOVERNMENT OF PUERTO RICO  
 PUERTO RICO DEPARTMENT OF TRANSPORTATION AND PUBLIC WORKS  
 PUERTO RICO HIGHWAY AND TRANSPORTATION AUTHORITY  
 STATEWIDE TRANSPORTATION IMPROVEMENT PROGRAM  
 FISCAL YEARS 2023-2026  
 AMENDMENT #1  
 Administrative Modification #1

**SECTION 5339: BUS AND BUS FACILITIES FORMULA PROGRAM - URBANIZED AREA UNDER 200,000 POPULATION (UZA)**

| Num. | Description  | Grantee | Year Entered | Annual Element |           |      |      | Total Est. Cost | Source of Local Funds | Remarks      |   |
|------|--|---------|--------------|----------------|-----------|------|------|-----------------|-----------------------|--------------|---|
|      |  |         |              | 2023           | 2024      | 2025 | 2026 |                 |                       |              |   |
| 12   | Communication Systems and GPS for Municipality of Hatillo  | Hatillo | 2019         | F              | 30,000    | -    | -    | -               | 30,000                | Toll Credits | Application: 5322-2020-01   |
|      |  |         |              | S              | -         | -    | -    | -               | -                     |              |   |
|      |  |         |              | T              | 30,000    | -    | -    | -               | 30,000                |              |   |
| 13   | Additional Funds for Acquisition of the Acquisition of Surveillance Cameras SITRAS buses for the Municipality of Ponce | Ponce   | 2020         | F              | 8,000     | -    | -    | -               | 8,000                 | Toll Credits |   |
|      |  |         |              | S              | -         | -    | -    | -               | -                     |              |   |
|      |  |         |              | T              | 8,000     | -    | -    | -               | 8,000                 |              |   |
| 14   | Additional funds for the Acquisition of Six (6) Paratransit Vans for the Municipality of Ponce                         | Ponce   | 2020         | F              | 7,000     | -    | -    | -               | 7,000                 | Toll Credits |   |
|      |  |         |              | S              | -         | -    | -    | -               | -                     |              |   |
|      |  |         |              | T              | 7,000     | -    | -    | -               | 7,000                 |              |   |
| 15   | Acquisition of three (3) 30-foot buses & Additional funds for One (1) Trolley for the Municipality of Ponce            | Ponce   | 2020         | F              | 523,944   | -    | -    | -               | 523,944               | Toll Credits |   |
|      |  |         |              | S              | -         | -    | -    | -               | -                     |              |   |
|      |  |         |              | T              | 523,944   | -    | -    | -               | 523,944               |              |   |
| 16   | Additional Funds for the Acquisition of 30-Ft Buses for the Municipality of Ponce                                      | Ponce   | 2021         | F              | 1,532,947 | -    | -    | -               | 1,532,947             | Toll Credits |   |
|      |  |         |              | S              | -         | -    | -    | -               | -                     |              |   |
|      |  |         |              | T              | 1,532,947 | -    | -    | -               | 1,532,947             |              |   |
| 17   | Study, Design, Engineering & Construction of Parking Lot for SITRAS (phase 1, 2) for the Municipality of Ponce         | Ponce   | 2020         | F              | 536,053   | -    | -    | -               | 536,053               | Toll Credits | Reprogram of Design and NEPA of Maintenance Facility and Yard. Application: 3049-2022-3 |
|      |  |         |              | S              | -         | -    | -    | -               | -                     |              |   |
|      |  |         |              | T              | 536,053   | -    | -    | -               | 536,053               |              |   |
| 18   | Adquisition of two (2) trolleys for new fixed route for the Municipality of Ponce                                      | Ponce   | 2023         | F              | 535,200   | -    | -    | -               | 535,200               | Toll Credits |   |
|      |  |         |              | S              | -         | -    | -    | -               | -                     |              |   |
|      |  |         |              | T              | 535,200   | -    | -    | -               | 535,200               |              |   |
| 19   | Adquisition of two (2) <30Ft. Buses for new fixed route for the Municipality of Ponce                                  | Ponce   | 2023         | F              | 400,000   | -    | -    | -               | 400,000               | Toll Credits |   |
|      |  |         |              | S              | -         | -    | -    | -               | -                     |              |   |
|      |  |         |              | T              | 400,000   | -    | -    | -               | 400,000               |              |   |

GOVERNMENT OF PUERTO RICO  
 PUERTO RICO DEPARTMENT OF TRANSPORTATION AND PUBLIC WORKS  
 PUERTO RICO HIGHWAY AND TRANSPORTATION AUTHORITY  
 STATEWIDE TRANSPORTATION IMPROVEMENT PROGRAM  
 FISCAL YEARS 2023-2026  
 AMENDMENT #1  
 Administrative Modification #1

SECTION 5339: BUS AND BUS FACILITIES FORMULA PROGRAM - URBANIZED AREA UNDER 200,000 POPULATION (UZA)

| Num. | Description  | Grantee | Year Entered | Annual Element |         |           |         | Total Est. Cost | Source of Local Funds | Remarks      |   |
|------|--|---------|--------------|----------------|---------|-----------|---------|-----------------|-----------------------|--------------|---|
|      |  |         |              | 2023           | 2024    | 2025      | 2026    |                 |                       |              |   |
| 20   | Acquisition of one (1) support vehicle for the Municipality of Florida   | PRHTA   | 2023         | F              | 44,589  | -         | -       | -               | 44,589                | Toll Credits |   |
|      |  |         |              | S              | -       | -         | -       | -               | -                     |              |   |
|      |  |         |              | T              | 44,589  | -         | -       | -               | 44,589                |              |   |
| 21   | Three (3) tablets for fill required forms for the Municipality of Florida  | PRHTA   | 2023         | F              | 4,546   | -         | -       | -               | 4,546                 | Toll Credits |   |
|      |  |         |              | S              | -       | -         | -       | -               | -                     |              |   |
|      |  |         |              | T              | 4,546   | -         | -       | -               | 4,546                 |              |   |
| 22   | Acquisition of One (1) Van (10 passengers) for fixed route service for the Municipality of Florida   | PRHTA   | 2023         | F              | 109,977 | -         | -       | -               | 109,977               | Toll Credits |   |
|      |  |         |              | S              | -       | -         | -       | -               | -                     |              |   |
|      |  |         |              | T              | 109,977 | -         | -       | -               | 109,977               |              |   |
| 23   | Acquisition of One (1) Minibus (16 passengers) for fixed route service for the Municipality of Florida   | PRHTA   | 2023         | F              | 179,977 | -         | -       | -               | 179,977               | Toll Credits |   |
|      |  |         |              | S              | -       | -         | -       | -               | -                     |              |   |
|      |  |         |              | T              | 179,977 | -         | -       | -               | 179,977               |              |   |
| 24   | Construction of the Terminal for the Municipality of Guanica   | PRHTA   | 2019         | F              | -       | 1,500,463 | -       | -               | 1,500,463             | Toll Credits | Conditioned to submittal of Transportation Study and approval, up date project information including quotation and NEPA if apply. |
|      |  |         |              | S              | -       | -         | -       | -               | -                     |              |   |
|      |  |         |              | T              | -       | 1,500,463 | -       | -               | 1,500,463             |              |   |
| 25   | Bus stops and signs for the Municipality of Guanica  | PRHTA   | 2019         | F              | -       | -         | 169,350 | -               | 169,350               | Toll Credits | Conditioned to submittal of Transportation Study and approval, up date project information including quotation and NEPA if apply. |
|      |  |         |              | S              | -       | -         | -       | -               | -                     |              |   |
|      |  |         |              | T              | -       | -         | 169,350 | -               | 169,350               |              |   |
| 26   | Acquisition and Installation of Signage and Electronic Programming System along the Trolley Route Streets & Stops for users information and orientation for the Municipality of Guayanilla Transportation System | PRHTA   | 2020         | F              | -       | -         | 628,787 | -               | 628,787               | Toll Credits | Conditioned to submittal of Transportation Study and approval, up date project information including quotation and NEPA if apply. |
|      |  |         |              | S              | -       | -         | -       | -               | -                     |              |   |
|      |  |         |              | T              | -       | -         | 628,787 | -               | 628,787               |              |   |
| 27   | Acquisition of Two (2) Paratransit Vans of Eleven (11) passengers for Paratransit Service to the Municipality of Juana Diaz  | PRHTA   | 2022         | F              | 219,954 | -         | -       | -               | 219,954               | Toll Credits | Conditioned to submittal and approval of Transportation Study   |
|      |  |         |              | S              | -       | -         | -       | -               | -                     |              |   |
|      |  |         |              | T              | 219,954 | -         | -       | -               | 219,954               |              |   |
| 28   | Reconstruction of Sidewalks and Ramps along the Trolley Route for the Municipality of Juana Diaz   | PRHTA   | 2023         | F              | 857,300 | -         | -       | -               | 857,300               | Toll Credits | Conditioned to submittal and approval of Transportation Study. Funds added \$257,300  |
|      |  |         |              | S              | -       | -         | -       | -               | -                     |              |   |
|      |  |         |              | T              | 857,300 | -         | -       | -               | 857,300               |              |   |
| 29   | Acquisition of four (4) buses for the Fixed Routes Service for Municipality of Juana Diaz  | PRHTA   | 2021         | F              | 703,800 | -         | -       | -               | 703,800               | Toll Credits |   |
|      |  |         |              | S              | -       | -         | -       | -               | -                     |              |   |
|      |  |         |              | T              | 703,800 | -         | -       | -               | 703,800               |              |   |



GOVERNMENT OF PUERTO RICO  
 PUERTO RICO DEPARTMENT OF TRANSPORTATION AND PUBLIC WORKS  
 PUERTO RICO HIGHWAY AND TRANSPORTATION AUTHORITY  
 STATEWIDE TRANSPORTATION IMPROVEMENT PROGRAM  
 FISCAL YEARS 2023-2026  
 AMENDMENT #1  
 Administrative Modification #1

**SECTION 5339: BUS AND BUS FACILITIES FORMULA PROGRAM - URBANIZED AREA UNDER 200,000 POPULATION (UZA)**

| Num.                               | Description  | Grantee  | Year Entered | Annual Element |                  |                  |                | Total Est. Cost | Source of Local Funds | Remarks      |   |
|------------------------------------|--|----------|--------------|----------------|------------------|------------------|----------------|-----------------|-----------------------|--------------|---|
|                                    |  |          |              |                | 2023             | 2024             | 2025           |                 |                       |              | 2026  |
| 30                                 | Acquisition of Two (2) Buses: One (1) for fixed route and one (1) for Paratransit Service for the Municipality of Luquillo | PRHTA    | 2021         | F              | 220,000          | -                | -              | -               | 220,000               | Toll Credits |   |
|                                    |  |          |              | S              | -                | -                | -              | -               | -                     |              |   |
|                                    |  |          |              | T              | 220,000          | -                | -              | -               | 220,000               |              |   |
| 31                                 | Acquisition of Two (2) Buses-16 passengers for fixed route for the Municipality of Peñuelas                                | PRHTA    | 2021         | F              | 280,000          | -                | -              | -               | 280,000               | Toll Credits |   |
|                                    |  |          |              | S              | -                | -                | -              | -               | -                     |              |   |
|                                    |  |          |              | T              | 280,000          | -                | -              | -               | 280,000               |              |   |
| 32                                 | Acquisition of One (1) Paratransit-11 passengers for the Municipality of Quebradillas                                      | PRHTA    | 2021         | F              | -                | -                | 110,000        | -               | 110,000               | Toll Credits | Conditioned to submittal of Transportation Study. |
|                                    |  |          |              | S              | -                | -                | -              | -               | -                     |              |   |
|                                    |  |          |              | T              | -                | -                | 110,000        | -               | 110,000               |              |   |
| 33                                 | Acquisition of One Support Equipment (Computers) Services for Municipality of Salinas                                      | PRHTA    | 2023         | F              | 2,660            | -                | -              | -               | 2,660                 | Toll Credits |   |
|                                    |  |          |              | S              | -                | -                | -              | -               | -                     |              |   |
|                                    |  |          |              | T              | 2,660            | -                | -              | -               | 2,660                 |              |   |
| 34                                 | Acquisition of office equipment for the collective transport terminal for the Municipality of Villalba                     | Villalba | 2022         | F              | 5,000            | -                | -              | -               | 5,000                 | Toll Credits |   |
|                                    |  |          |              | S              | -                | -                | -              | -               | -                     |              |   |
|                                    |  |          |              | T              | 5,000            | -                | -              | -               | 5,000                 |              |   |
| 35                                 | Acquisition of Ten (10) radio communication systems for the Municipality of Villalba                                       | Villalba | 2020         | F              | 25,000           | -                | -              | -               | 25,000                | Toll Credits | Application: 6416-2020-4                          |
|                                    |  |          |              | S              | -                | -                | -              | -               | -                     |              |   |
|                                    |  |          |              | T              | 25,000           | -                | -              | -               | 25,000                |              |   |
| 36                                 | Automatic Passenger Counter for Eight (8) Buses for the Municipality of Villalba   | Villalba | 2020         | F              | 10,000           | -                | -              | -               | 10,000                | Toll Credits | Application: 6416-2020-4                          |
|                                    |  |          |              | S              | -                | -                | -              | -               | -                     |              |   |
|                                    |  |          |              | T              | 10,000           | -                | -              | -               | 10,000                |              |   |
| 37                                 | Security System for the Municipality of Villalba   | Villalba | 2020         | F              | 15,000           | -                | -              | -               | 15,000                | Toll Credits | Application: 6416-2020-4                          |
|                                    |  |          |              | S              | -                | -                | -              | -               | -                     |              |   |
|                                    |  |          |              | T              | 15,000           | -                | -              | -               | 15,000                |              |   |
| 38                                 | Acquisition of Shop Equipment for Collective Transportation Terminal of the Municipality of Villalba                       | Villalba | 2020         | F              | 60,000           | -                | -              | -               | 60,000                | Toll Credits | Application: 6416-2020-4                          |
|                                    |  |          |              | S              | -                | -                | -              | -               | -                     |              |   |
|                                    |  |          |              | T              | 60,000           | -                | -              | -               | 60,000                |              |   |
| 39                                 | Acquisition of Office Equipment for Collective Transportation Terminal of the Municipality of Villalba                     | Villalba | 2020         | F              | 20,000           | -                | -              | -               | 20,000                | Toll Credits | Application: 6416-2020-4                          |
|                                    |  |          |              | S              | -                | -                | -              | -               | -                     |              |   |
|                                    |  |          |              | T              | 20,000           | -                | -              | -               | 20,000                |              |   |
| <b>Total Federal Funds:</b>        |  |          |              | F              | <b>7,628,199</b> | <b>1,589,864</b> | <b>908,137</b> | -               | <b>10,126,200</b>     |              |   |
| <b>Total State or Local Funds:</b> |  |          |              | S              | -                | -                | -              | -               | -                     |              |   |
| <b>Total:</b>                      |  |          |              | T              | <b>7,628,199</b> | <b>1,589,864</b> | <b>908,137</b> | -               | <b>10,126,200</b>     |              |   |

---

*Government of Puerto Rico  
Puerto Rico Department of Transportation and Public Works  
Puerto Rico Highways and Transportation Authority*

*Statewide Transportation Improvement Program (STIP)*

***FEDERAL TRANSIT ADMINISTRATION (FTA)***

*Urbanized Area Under 200,000 in Population (UZA)*

*Section 5339- Reprogrammed Funds*

PUERTO RICO  
HIGHWAYS &  
TRANSPORTATION  
AUTHORITY



PUERTO RICO  
DEPARTMENT OF  
TRANSPORTATION  
AND PUBLIC WORKS



GOVERNMENT OF PUERTO RICO  
 PUERTO RICO DEPARTMENT OF TRANSPORTATION AND PUBLIC WORKS  
 PUERTO RICO HIGHWAY AND TRANSPORTATION AUTHORITY  
 STATEWIDE TRANSPORTATION IMPROVEMENT PROGRAM  
 FISCAL YEARS 2023-2026  
 AMENDMENT #1  
 Administrative Modification #1

SECTION 5339: REPROGRAMMING FUNDS, URBANIZED AREA UNDER 200,000 POPULATION AREA (UZA)

| Num.                               | Description  | Grantee | Year Apporioned |   |                  |          |          |          | Total Estimated Cost | Source of Local Funds | Remarks |
|------------------------------------|--|---------|-----------------|---|------------------|----------|----------|----------|----------------------|-----------------------|---------|
|                                    |  |         |                 |   | 2023             | 2024     | 2025     | 2026     |                      |                       |         |
| 1                                  | Acquisition of Two (2) 30 feet Low Rider-31 passengers for the replacement of two (2) Mini-Buses for Transportation System to the Municipality of Juana Diaz | PRHTA   | 2022            | F | 1,101,900        | -        | -        | -        | 1,101,900            | Toll Credits          |         |
|                                    |  |         |                 | S | -                | -        | -        | -        |                      |                       |         |
|                                    |  |         |                 | T | 1,101,900        | -        | -        | -        | 1,101,900            |                       |         |
| <b>Total Federal Funds:</b>        |  |         |                 |   | <b>1,101,900</b> | <b>-</b> | <b>-</b> | <b>-</b> | <b>1,101,900</b>     |                       |         |
| <b>Total State or Local Funds:</b> |  |         |                 |   | <b>-</b>         | <b>-</b> | <b>-</b> | <b>-</b> | <b>-</b>             |                       |         |
| <b>Total</b>                       |  |         |                 |   | <b>1,101,900</b> | <b>-</b> | <b>-</b> | <b>-</b> | <b>1,101,900</b>     |                       |         |

*Government of Puerto Rico  
Puerto Rico Department of Transportation and Public Works  
Puerto Rico Highways and Transportation Authority*

*Statewide Transportation Improvement Program (STIP)*

***FEDERAL TRANSIT ADMINISTRATION (FTA)***

*Urbanized Area Under 200,000 in Population (UZA)*

*COVID-19 Funding*

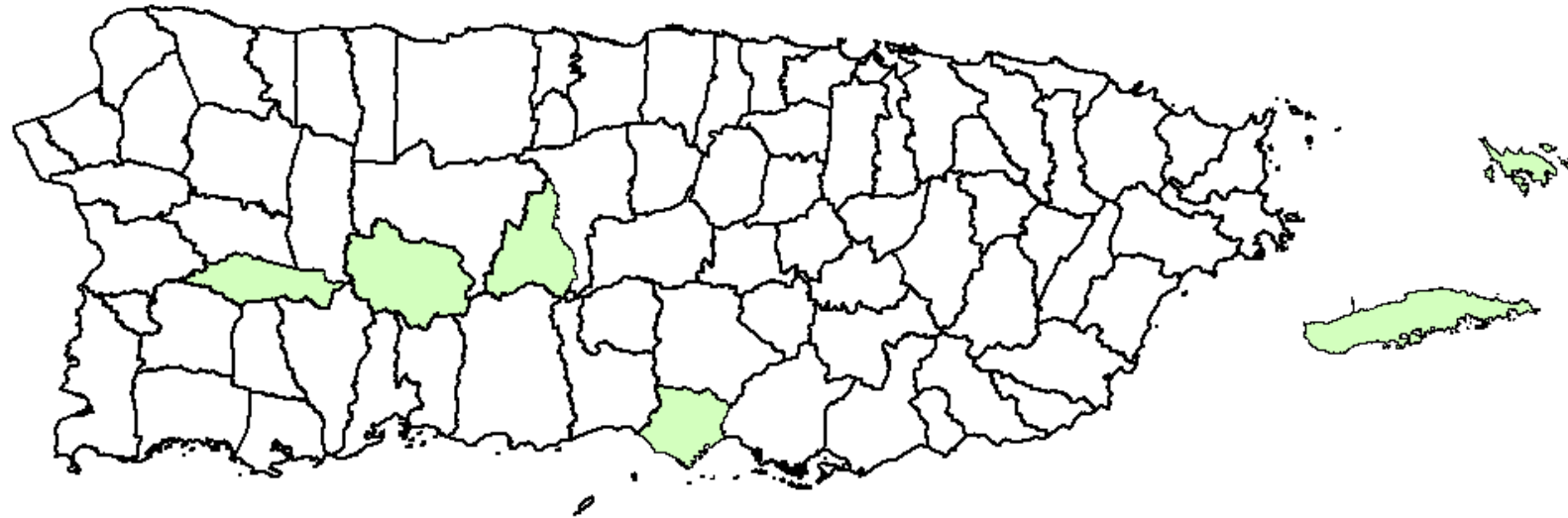


GOVERNMENT OF PUERTO RICO  
 PUERTO RICO DEPARTMENT OF TRANSPORTATION AND PUBLIC WORKS  
 PUERTO RICO HIGHWAY AND TRANSPORTATION AUTHORITY  
 STATEWIDE TRANSPORTATION IMPROVEMENT PROGRAM  
 FISCAL YEARS 2023-2026  
 AMENDMENT #1  
 Administrative Modification #1

SECTION 5307: COVID Funds - URBANIZED AREA UNDER 200,000 POPULATION (UZA)

| Num.                               | Description  | Grantee | Year Apportioned | Annual Element |                |                |                |                |                | Total Estimated Cost | Source of Local Funds | Remarks |  |
|------------------------------------|--|---------|------------------|----------------|----------------|----------------|----------------|----------------|----------------|----------------------|-----------------------|---------|--|
|                                    |  |         |                  | 2021           | 2022           | 2023           | 2024           | 2025           | 2026           |                      |                       |         |  |
| 1                                  | Tanks for SITRAS Terminals Acquisition and Installation of Two Water Cistern         | Ponce   | 2021             | F              | 29,043         | -              | -              | -              | -              | -                    | 29,043                |         |  |
|                                    |  |         |                  | S              |                | -              | -              | -              | -              | -                    | -                     |         |  |
|                                    |  |         |                  | T              | 29,043         | -              | -              | -              | -              | -                    | 29,043                |         |  |
| 2                                  | Parking Lot and Leasing Municipality of Ponce  | Ponce   | 2022             | F              |                | 425,000        | 425,000        | 425,000        | 425,000        | 425,000              | 425,000               |         |  |
|                                    |  |         |                  | S              |                |                |                |                |                |                      | -                     |         |  |
|                                    |  |         |                  | T              |                | 425,000        | 425,000        | 425,000        | 425,000        | 425,000              | 425,000               |         |  |
| 3                                  | Acquisition of Three (3) Buses for the Paratransit Service- Municipality of Luquillo | PRHTA   | 2022             | F              | 300,000        |                |                |                |                |                      |                       |         |  |
|                                    |  |         |                  | S              |                |                |                |                |                |                      |                       |         |  |
|                                    |  |         |                  | T              | 300,000        |                |                |                |                |                      |                       |         |  |
| <b>Total Federal Funds:</b>        |  |         |                  | F              | <b>329,043</b> | <b>425,000</b> | <b>425,000</b> | <b>425,000</b> | <b>425,000</b> | <b>425,000</b>       | <b>2,454,043</b>      |         |  |
| <b>Total State or Local Funds:</b> |  |         |                  | S              | -              | -              |                |                |                |                      |                       |         |  |
| <b>Total</b>                       |  |         |                  | T              | <b>329,043</b> | <b>425,000</b> | <b>425,000</b> | <b>425,000</b> | <b>425,000</b> | <b>425,000</b>       | <b>2,454,043</b>      |         |  |

# ***Non-Urbanized Area (NUA)***



 *Non-Urbanized Area (NUA)*



---

*Government of Puerto Rico*  
*Puerto Rico Department of Transportation and Public Works*  
*Puerto Rico Highways and Transportation Authority*

***Statewide Transportation Improvement Program (STIP)***

***FEDERAL TRANSIT ADMINISTRATION (FTA)***  
***Non-Urbanized Area (NUA)***  
***(Under 50,000 in Population)***



GOVERNMENT OF PUERTO RICO  
DEPARTMENT OF TRANSPORTATION AND PUBLIC WORKS  
HIGHWAY AND TRANSPORTATION AUTHORITY  
STATEWIDE TRANSPORTATION IMPROVEMENT PROGRAM  
FISCAL YEARS 2023-2026  
AMENDMENT #1  
Administrative Modification #1

Section 5311: Non-Urbanized Area Formula Program

| Num. | Description   | Grantee   | Year Apportioned |      |            |           |           | Total Estimated Cost | Source of Local Funds | Remarks      |  |
|------|---|-----------|------------------|------|------------|-----------|-----------|----------------------|-----------------------|--------------|--|
|      |   |           |                  | 2023 | 2024       | 2025      | 2026      |                      |                       |              |  |
| 1    | Rebuilding and Rehabilitation of Main Passenger Terminal and Platform Finger Peers and Cargo - Mosquito | PRHTA/ATM | 2023             | F    | 4,009,672  | -         | -         | -                    | 4,009,672             | Toll Credits |  |
|      |   |           |                  | S    | -          | -         | -         | -                    | -                     |              |  |
|      |   |           |                  | T    | 4,009,672  | -         | -         | -                    | 4,009,672             |              |  |
| 2    | Acquisition of Passenger/Cargo Vessels for the Island Services  | PRHTA/ATM | 2022             | F    | 44,159,000 | -         | -         | -                    | 44,159,000            | Toll Credits | Funding to be transferred from UZA as approved in the MPO Meeting of March 9, 2023 |
|      |   |           |                  | S    | -          | -         | -         | -                    | -                     |              |  |
|      |   |           |                  | T    | 44,159,000 | -         | -         | -                    | 44,159,000            |              |  |
| 3    | Acquisition of new Vessel for passenger on the Island Services  | PRHTA/ATM | 2022             | F    | 15,841,000 |           |           |                      | 15,841,000            | Toll Credits | Funding to be transferred from UZA as approved in the MPO Meeting of March 9, 2023 |
|      |   |           |                  | S    |            |           |           |                      | -                     |              |  |
|      |   |           |                  | T    | 15,841,000 |           |           |                      | 15,841,000            |              |  |
| 4    | Preventive Maintenance / Rehabilitation for Island Service Terminals                                    | PRHTA/ATM | 2023             | T    | 2,000,000  |           |           |                      | 2,000,000             | Toll Credits |  |
|      |   |           |                  | S    |            |           |           |                      | -                     |              |  |
|      |   |           |                  | F    | 2,000,000  |           |           |                      | 2,000,000             |              |  |
| 5    | Preventive Maintenance of assets, overhaul, and vessel repairs for island services                      | PRHTA/ATM | 2023             | F    | 7,600,000  | 1,421,662 | 1,556,548 | 1,676,067            | 12,254,277            | Toll Credits | Funding to be transferred from UZA as approved in the MPO Meeting of March 9, 2023 |
|      |   |           |                  | S    |            | -         | -         |                      | -                     |              |  |
|      |   |           |                  | T    | 7,600,000  | 1,421,662 | 1,556,548 | 1,676,067            | 12,254,277            |              |  |
| 6    | Operating Assistance for the Municipality of Jayuya   | PRHTA     | 2019             | F    | 116,025    | 116,025   | -         | -                    | 232,050               | Toll Credits |  |
|      |   |           |                  | S    | -          | -         | -         | -                    | -                     |              |  |
|      |   |           |                  | T    | 116,025    | 116,025   | -         | -                    | 232,050               |              |  |
| 7    | Preventive Maintenance for the Municipality of Jayuya   | PRHTA     | 2019             | F    | 24,829     | 24,829    | -         | -                    | 49,658                | Toll Credits |  |
|      |   |           |                  | S    | -          | -         | -         | -                    | -                     |              |  |
|      |   |           |                  | T    | 24,829     | 24,829    | -         | -                    | 49,658                |              |  |
| 8    | Preventive Maintenance for the Municipality of Coamo  | PRHTA     | 2024             | F    | -          | 4,345     | 7,763     | 4,345                | 16,453                | Toll Credits |  |
|      |   |           |                  | S    | -          | -         | -         | -                    | -                     |              |  |
|      |   |           |                  | T    | -          | 4,345     | 7,763     | 4,345                | 16,453                |              |  |
| 9    | Operating Assistance for the Municipality of Coamo  | PRHTA     | 2024             | F    | -          | 33,249    | 33,249    | 33,249               | 99,747                | Toll Credits |  |
|      |   |           |                  | S    | -          | -         | -         | -                    | -                     |              |  |
|      |   |           |                  | T    | -          | 33,249    | 33,249    | 33,249               | 99,747                |              |  |



**GOVERNMENT OF PUERTO RICO**  
**DEPARTMENT OF TRANSPORTATION AND PUBLIC WORKS**  
**HIGHWAY AND TRANSPORTATION AUTHORITY**  
**STATEWIDE TRANSPORTATION IMPROVEMENT PROGRAM**  
**FISCAL YEARS 2023-2026**  
**AMENDMENT #1**  
**Administrative Modification #1**

**Section 5311: Non-Urbanized Area Formula Program**

| Num. | Description  | Grantee | Year Apportioned |      |         |         |         | Total Estimated Cost | Source of Local Funds | Remarks      |                                 |
|------|--|---------|------------------|------|---------|---------|---------|----------------------|-----------------------|--------------|---------------------------------|
|      |  |         |                  | 2023 | 2024    | 2025    | 2026    |                      |                       |              |                                 |
| 10   | Drugs and Alcohol Test for the Municipality of Coamo   | PRHTA   | 2024             | F    | -       | 350     | 350     | 350                  | 1,050                 | Toll Credits |                                 |
|      |  |         |                  | S    | -       | -       | -       | -                    | -                     |              |                                 |
|      |  |         |                  | T    | -       | 350     | 350     | 350                  | 1,050                 |              |                                 |
| 11   | Acquisition of Computer for the Municipality of Utuado | PRHTA   | 2023             | F    | 1,205   |         |         |                      | 1,205                 | Toll Credits |                                 |
|      |  |         |                  | S    | -       |         |         |                      | -                     |              |                                 |
|      |  |         |                  | T    | 1,205   |         |         |                      | 1,205                 |              |                                 |
| 12   | Operating Assistance for the Municipality of Utuado    | PRHTA   | 2023             | F    | 100,861 | 100,861 | 100,861 |                      | 302,583               | Toll Credits |                                 |
|      |  |         |                  | S    | -       |         |         |                      | -                     |              |                                 |
|      |  |         |                  | T    | 100,861 | 100,861 | 100,861 |                      | 302,583               |              |                                 |
| 13   | Preventive Maintenance for the Municipality of Utuado  | PRHTA   | 2023             | F    | 5,055   | 2,505   | 5,055   |                      | 12,615                | Toll Credits |                                 |
|      |  |         |                  | S    | -       |         |         |                      | -                     |              |                                 |
|      |  |         |                  | T    | 5,055   | 2,505   | 5,055   |                      | 12,615                |              |                                 |
| 14   | Drugs and Alcohol Test for the Municipality of Utuado  | PRHTA   | 2023             | F    | 276     | 276     | 276     |                      | 828                   | Toll Credits |                                 |
|      |  |         |                  | S    | -       |         |         |                      | -                     |              |                                 |
|      |  |         |                  | T    | 276     | 276     | 276     |                      | 828                   |              |                                 |
| 15   | Fire Extinguisher for the Municipality of Utuado       | PRHTA   | 2023             | F    | 270     |         |         |                      | 270                   | Toll Credits |                                 |
|      |  |         |                  | S    | -       |         |         |                      | -                     |              |                                 |
|      |  |         |                  | T    | 270     |         |         |                      | 270                   |              |                                 |
| 16   | Acquisition of Vehicle for the Municipality of Utuado  | PRHTA   | 2023             | F    | 279,954 |         |         |                      | 279,954               | Toll Credits | Need certification for approval |
|      |  |         |                  | S    | -       |         |         |                      | -                     |              |                                 |
|      |  |         |                  | T    | 279,954 |         |         |                      | 279,954               |              |                                 |

**GOVERNMENT OF PUERTO RICO**  
**DEPARTMENT OF TRANSPORTATION AND PUBLIC WORKS**  
**HIGHWAY AND TRANSPORTATION AUTHORITY**  
**STATEWIDE TRANSPORTATION IMPROVEMENT PROGRAM**  
**FISCAL YEARS 2023-2026**  
**AMENDMENT #1**  
**Administrative Modification #1**

**Section 5311: Non-Urbanized Area Formula Program**

| Num.                               | Description  | Grantee    | Year Apportioned |      |                   |                  |                  | Total Estimated Cost | Source of Local Funds | Remarks  |  |
|------------------------------------|--|------------|------------------|------|-------------------|------------------|------------------|----------------------|-----------------------|--|--|
|                                    |  |            |                  | 2023 | 2024              | 2025             | 2026             |                      |                       |  |  |
| 17                                 | Global Positioning System for the Municipality of Utuado   | PRHTA      | 2023             | F    | 1,311             | 864              | 864              |                      | 3,039                 | Toll Credits   |  |
|                                    |  |            |                  | S    | -                 |                  |                  |                      | -                     |  |  |
|                                    |  |            |                  | T    | 1,311             | 864              | 864              |                      | 3,039                 |  |  |
| 18                                 | Project Administration for the Municipality of Utuado  | PRHTA      | 2023             | F    | 681               |                  |                  |                      | 681                   | Toll Credits   |  |
|                                    |  |            |                  | S    | -                 |                  |                  |                      | -                     |  |  |
|                                    |  |            |                  | T    | 681               |                  |                  |                      | 681                   |  |  |
| 19                                 | Passenger Counting System for the Municipality of Utuado   | PRHTA      | 2023             | F    | 55,308            | 8,685            | 8,685            |                      | 72,678                | Toll Credits   |  |
|                                    |  |            |                  | S    |                   |                  |                  |                      | -                     |  |  |
|                                    |  |            |                  | T    | 55,308            | 8,685            | 8,685            |                      | 72,678                |  |  |
| 20                                 | Radio Communication for the Municipality of Utuado   | PRHTA      | 2023             | F    | 7,912             | 360              | 360              |                      | 8,632                 | Toll Credits   |  |
|                                    |  |            |                  | S    |                   |                  |                  |                      | -                     |  |  |
|                                    |  |            |                  | T    | 7,912             | 360              | 360              |                      | 8,632                 |  |  |
| 21                                 | Ceiba Intercity Bus - PRITA  | PRHTA      | 2023             | F    | 1,000,000         | 1,000,000        | 1,000,000        | 1,000,000            | 4,000,000             | Toll Credits   |  |
|                                    |  |            |                  | S    | -                 | -                | -                | -                    | -                     |  |  |
|                                    |  |            |                  | T    | 1,000,000         | 1,000,000        | 1,000,000        | 1,000,000            | 4,000,000             |  |  |
| 22                                 | Acquisition of Electric Buses for a Fixed Route for El Yunque and its surrounding Communities Transit System           | PRHTA/DTPW | 2023             | F    | -                 | 450,000          | -                |                      | 450,000               | Funding to be transferred from UZA as approved in the MPO Meeting of March 9, 2023 |  |
|                                    |  |            |                  | S    | -                 | -                | -                |                      | -                     |  |  |
|                                    |  |            |                  | T    | -                 | 450,000          | -                |                      | 450,000               |  |  |
| 23                                 | Design and Build for a Bus Terminal in Palmer, Rio Grande for El Yunque and its surrounding Communities Transit System | PRHTA/DTPW | 2023             | F    |                   | 4,450,000        | -                |                      | 4,450,000             | Funding to be transferred from UZA as approved in the MPO Meeting of March 9, 2023 |  |
|                                    |  |            |                  | S    |                   |                  |                  |                      | -                     |  |  |
|                                    |  |            |                  | T    |                   | 4,450,000        | -                |                      | 4,450,000             |  |  |
| 24                                 | Ceiba Intercity Bus Program - Marketing - PRITA  | PRHTA      | 2023             | F    | 120,000           | 120,000          | 120,000          | 120,000              | 480,000               | Toll Credits   |  |
|                                    |  |            |                  | S    | -                 | -                | -                | -                    | -                     |  |  |
|                                    |  |            |                  | T    | 120,000           | 120,000          | 120,000          | 120,000              | 480,000               |  |  |
| <b>Total Federal Funds:</b>        |  |            |                  |      | <b>75,323,359</b> | <b>7,734,011</b> | <b>2,834,011</b> | <b>2,834,011</b>     | <b>88,725,392</b>     |  |  |
| <b>Total State or Local Funds:</b> |  |            |                  |      | -                 | -                | -                | -                    | -                     |  |  |
| <b>Total</b>                       |  |            |                  |      | <b>75,323,359</b> | <b>7,734,011</b> | <b>2,834,011</b> | <b>2,834,011</b>     | <b>88,725,392</b>     |  |  |

---

*Government of Puerto Rico*  
*Puerto Rico Department of Transportation and Public Works*  
*Puerto Rico Highway and Transportation Authority*

***Statewide Transportation Improvement Program (STIP)***

***FEDERAL TRANSIT ADMINISTRATION (FTA)***  
***Non-Urbanized Area (NUA)***  
***(Under 50,000 in Population)***



***RTAP***



GOVERNMENT OF PUERTO RICO  
 DEPARTMENT OF TRANSPORTATION AND PUBLIC WORKS  
 HIGHWAY AND TRANSPORTATION AUTHORITY  
 STATEWIDE TRANSPORTATION IMPROVEMENT PROGRAM  
 FISCAL YEARS 2023-2026  
 AMENDMENT #1  
 Administrative Modification #1

Section 5311: Non Urbanized Area, RTAP

| Num.                               | Description | Grantee | Year Apportioned |                             |          |          |          | Total Estimated Cost | Source of Local Funds | Remarks |  |
|------------------------------------|-------------|---------|------------------|-----------------------------|----------|----------|----------|----------------------|-----------------------|---------|--|
|                                    |             |         |                  | 2023                        | 2024     | 2025     | 2026     |                      |                       |         |  |
| 1                                  | RTAP        | PRHTA   | 2022             | F                           | 99,053   | -        | -        | -                    | 99,053                |         |  |
|                                    |             |         |                  | S                           | -        | -        | -        | -                    | -                     |         |  |
|                                    |             |         |                  | T                           | 99,053   | -        | -        | -                    | 99,053                |         |  |
|                                    |             |         |                  | <b>Total Federal Funds:</b> |          |          |          | <b>99,053</b>        | <b>-</b>              |         |  |
| <b>Total State or Local Funds:</b> |             |         |                  | <b>-</b>                    | <b>-</b> | <b>-</b> | <b>-</b> | <b>-</b>             |                       |         |  |
| <b>Total</b>                       |             |         |                  | <b>99,053</b>               | <b>-</b> | <b>-</b> | <b>-</b> | <b>99,053</b>        |                       |         |  |

---

*Government of Puerto Rico*  
*Puerto Rico Department of Transportation and Public Works*  
*Puerto Rico Highways and Transportation Authority*

***Statewide Transportation Improvement Program (STIP)***

***FEDERAL TRANSIT ADMINISTRATION (FTA)***  
***Non-Urbanized Area (NUA)***  
***(Under 50,000 in Population)***



***Section 5310***



**GOVERNMENT OF PUERTO RICO**  
**DEPARTMENT OF TRANSPORTATION AND PUBLIC WORKS**  
**HIGHWAY AND TRANSPORTATION AUTHORITY**  
**STATEWIDE TRANSPORTATION IMPROVEMENT PROGRAM**  
**FISCAL YEARS 2023- 2026**  
**AMENDMENT #1**  
**Administrative Modification #1**

**Section 5310: Non-Urbanized Area Formula Program**

| Num.                               | Description  | Grantee | Year Apportioned | Annual Element |                |                |                | Total Estimated Cost | Source of Local Funds | Remarks      |  |
|------------------------------------|--|---------|------------------|----------------|----------------|----------------|----------------|----------------------|-----------------------|--------------|--|
|                                    |  |         |                  | 2023           | 2024           | 2025           | 2026           |                      |                       |              |  |
| 1                                  | Operating Assistance for the Municipality of Coamo       | PRHTA   | 2024             | F              | -              | 35,012         | 35,012         | 35,012               | 105,036               | Toll Credits |  |
|                                    |  |         |                  | S              | -              | -              | -              | -                    | -                     |              |  |
|                                    |  |         |                  | T              | -              | 35,012         | 35,012         | 35,012               | 105,036               |              |  |
| 2                                  | Preventive Maintenance for the Municipality of Coamo     | PRHTA   | 2024             | F              | -              | 6,775          | 16,441         | 6,775                | 29,991                | Toll Credits |  |
|                                    |  |         |                  | S              | -              | -              | -              | -                    | -                     |              |  |
|                                    |  |         |                  | T              | -              | 6,775          | 16,441         | 6,775                | 29,991                |              |  |
| 3                                  | Drugs and Alcohol Test for the Municipality of Coamo     | PRHTA   | 2024             | F              | -              | 350            | 350            | 350                  | 1,050                 | Toll Credits |  |
|                                    |  |         |                  | S              | -              | -              | -              | -                    | -                     |              |  |
|                                    |  |         |                  | T              | -              | 350            | 350            | 350                  | 1,050                 |              |  |
| 4                                  | Operating Assistance for the Municipality of Utuado      | PRHTA   | 2023             | F              | 134,583        | 134,583        | 134,583        | -                    | 403,749               | Toll Credits |  |
|                                    |  |         |                  | S              | -              | -              | -              | -                    | -                     |              |  |
|                                    |  |         |                  | T              | 134,583        | 134,583        | 13,583         | -                    | 282,749               |              |  |
| 5                                  | Preventive Maintenance for the Municipality of Utuado    | PRHTA   | 2023             | F              | 5,055          | 2,505          | 5,055          | -                    | 12,615                | Toll Credits |  |
|                                    |  |         |                  | S              | -              | -              | -              | -                    | -                     |              |  |
|                                    |  |         |                  | T              | 5,055          | 2,505          | 5,055          | -                    | 12,615                |              |  |
| 6                                  | Drug and Alcohol Test for the Municipality of Utuado     | PRHTA   | 2023             | F              | 276            | 276            | 276            | -                    | 828                   | Toll Credits |  |
|                                    |  |         |                  | S              | -              | -              | -              | -                    | -                     |              |  |
|                                    |  |         |                  | T              | 276            | 276            | 276            | -                    | 828                   |              |  |
| 7                                  | Acquisition of Computer for the Municipality of Utuado   | PRHTA   | 2023             | F              | 1,205          | -              | -              | -                    | 1,205                 | Toll Credits |  |
|                                    |  |         |                  | S              | -              | -              | -              | -                    | -                     |              |  |
|                                    |  |         |                  | T              | 1,205          | -              | -              | -                    | 1,205                 |              |  |
| 8                                  | Global Positioning System for the Municipality of Utuado | PRHTA   | 2023             | F              | 1,311          | 864            | 864            | -                    | 3,039                 | Toll Credits |  |
|                                    |  |         |                  | S              | -              | -              | -              | -                    | -                     |              |  |
|                                    |  |         |                  | T              | 1,311          | 864            | 864            | -                    | 3,039                 |              |  |
| 9                                  | Project Administration for the Municipality of Utuado    | PRHTA   | 2023             | F              | 681            | -              | -              | -                    | 681                   | Toll Credits |  |
|                                    |  |         |                  | S              | -              | -              | -              | -                    | -                     |              |  |
|                                    |  |         |                  | T              | 681            | -              | -              | -                    | 681                   |              |  |
| <b>Total Federal Funds:</b>        |  |         |                  |                | <b>143,111</b> | <b>180,365</b> | <b>192,581</b> | <b>42,137</b>        | 558,194               |              |  |
| <b>Total State or Local Funds:</b> |  |         |                  |                | -              | -              | -              | -                    | -                     |              |  |
| <b>Total</b>                       |  |         |                  |                | <b>143,111</b> | <b>180,365</b> | <b>192,581</b> | <b>42,137</b>        | 558,194               |              |  |

---

*Government of Puerto Rico*

*Puerto Rico Department of Transportation and Public Works*

*Puerto Rico Highways and Transportation Authority*

***Statewide Transportation Improvement Program (STIP)***

***Fiscal Years 2023-2026***

***Amendment #1***

***FEDERAL HIGHWAY ADMINISTRATION (FHWA)***

---

PUERTO RICO  
HIGHWAYS &  
TRANSPORTATION  
AUTHORITY



PUERTO RICO  
DEPARTMENT OF  
TRANSPORTATION  
AND PUBLIC WORKS



GOVERNMENT OF PUERTO RICO  
 PUERTO RICO DEPARTMENT OF TRANSPORTATION AND PUBLIC WORKS  
 PUERTO RICO HIGHWAY AND TRANSPORTATION AUTHORITY  
 STATEWIDE TRANSPORTATION IMPROVEMENT PROGRAM

| Source of Funds |  |   |  |         |  |  |  |
|-----------------|--|---|--|---------|--|--|--|
| CODE            |  | DESCRIPTION                             |  | CODE    |  | DESCRIPTION  |  |
| MP10            |  | Puerto Rico Highway 25% MAP-21          |  | ER-90   |  | Emergency Relief 2013 Supplement   |  |
| MP1E            |  | Puerto Rico Highway 25% MAP-21 Ext.     |  | ER11    |  | Emergency Relief 2017 Supplement   |  |
| MP20            |  | Puerto Rico Highway NHPP 50%            |  | ER12    |  | Emergency Relief 2018 Supplement   |  |
| MP2E            |  | Puerto Rico Highway NHPP 50% Ext.       |  | STATE   |  | Funding Provided by any agency of the Commonwealth of PR - Agency name will appear in the "Remarks" section. |  |
| MP30            |  | Puerto Rico Highway HSIP 25%            |  | Earmark |  | Earmark Section 1934   |  |
| MP3E            |  | Puerto Rico Highway HSIP 25% Ext.       |  | ERFO    |  | Emergency Relief for Federally Owned Roads   |  |
| MP40            |  | Puerto Rico Section 154 Penalty         |  | ZP10    |  | Puerto Rico Highway 25% - FAST   |  |
| MP4E            |  | Puerto Rico Section 154 Penalty Ext.    |  | ZP20    |  | Puerto Rico Highway NHPP 50% - FAST  |  |
| MP50            |  | Puerto Rico Section 164 Penalty         |  | ZP30    |  | Puerto Rico Highway HSIP 25% - FAST  |  |
| MP5E            |  | Puerto Rico Section 164 Penalty Ext     |  | ZP40    |  | Puerto Rico Section 154 Penalty - FAST   |  |
| Q920            |  | High Priority Projects - TEA21          |  | ZP50    |  | Puerto Rico Section 164 Penalty - FAST   |  |
| ER-80           |  | Emergency Relief 2012 Supplement        |  | ZP53    |  | Pavement Set Aside   |  |
| Y110            |  | Bridge Formula Program under BIL (Main) |  | Y120    |  | Bridge Formula Program under BIL (Off-System)  |  |
| YP31            |  | Vulnerable Road User Set Aside          |  |         |  |  |  |

The Reconciliation of each fiscal year was based on the funding stipulated in the Bipartisan Infrastructure Bill for Puerto Rico. For FY 2023 - \$176,960,000. FY 2024 - \$180,120,000, FY 2025 - 183,675,000, FY 2026 - \$187,230,000. Bridge Formula Program \$45M, National Electric Vehicle Infrastructure \$2,020,490.

**Please Note:**

The remarks listed under the "Remarks" section for each project is listed as general information for the project and not just the project phase.



# Fund Reconciliation FY 2023-2026

## STIP FY 2023

April 19, 2023

| Code         | Description  | Municipality                      | Project Phase | Federal Share           | Toll Credits           | Total Federal Share     |
|--------------|--|-----------------------------------|---------------|-------------------------|------------------------|-------------------------|
| Y110         | Bridge Formula Program (Main)  | Islandwide                        | R / C         | \$30,600,000.00         | \$7,650,000.00         | \$38,250,000.00         |
| Y120         | Bridge Formula Program (Off-System)                                    | Islandwide                        | R / C         | \$5,400,000.00          | \$1,350,000.00         | \$6,750,000.00          |
| Y130         | NEVI   | Islandwide                        | PE / C        | \$1,616,392.00          | \$404,098.00           | \$2,020,490.00          |
| Y130         | NEVI   | Islandwide                        | PE / C        | \$2,332,461.60          | \$583,115.40           | \$2,915,577.00          |
| YP31         | Vulnerable Road Set Aside  | Islandwide                        | C             | \$3,375,679.20          | \$843,919.80           | \$4,219,599.00          |
| ZP-10        | Additional Funds PR-111 Km. 10.8, 5.7, 12.5 - Heavy Rain<br>March 2012 | Utuaado                           | C             | \$2,080,000.00          | \$520,000.00           | \$2,600,000.00          |
| ZP-10        | SPR-60   | Islandwide                        | PE            | \$4,800,000.00          | \$1,200,000.00         | \$6,000,000.00          |
| ZP-10        | Pavement   | Islandwide                        | C             | \$606,428.00            | \$151,607.00           | \$758,035.00            |
| ZP-10        | Highway Safety Improvements  | Islandwide                        | C             | \$9,398,905.60          | \$2,349,726.40         | \$11,748,632.00         |
| ZP-10        | Landslide PR-167 km 7.2  | Bayamon                           | C             | \$4,000,000.00          | \$1,000,000.00         | \$5,000,000.00          |
| ZP-10        | Higuilar Avenue form Efron Avenue / PR-696 to PR-694 / PR-<br>22       | Dorado                            | PE            | \$800,000.00            | \$200,000.00           | \$1,000,000.00          |
| ZP-20        | Widening PR-100 km 8.4 - Km 14.7                                       | Cabo Rojo                         | R             | \$120,000.00            | \$30,000.00            | \$150,000.00            |
| ZP-20        | Additional Funds DTL - Noise Barriers                                  | San Juan / Trujillo Alto / Caguas | C             | \$2,400,000.00          | \$600,000.00           | \$3,000,000.00          |
| ZP-20        | Noise Barriers - Rio Hondo I   | Bayamon / Toa Alta                | C             | \$3,201,732.00          | \$800,433.00           | \$4,002,165.00          |
| ZP-20        | Noise Barriers - Rio Hondo III   | Bayamon / Toa Alta                | C             | \$2,103,356.80          | \$525,839.20           | \$2,629,196.00          |
| ZP-20        | Extension PR-5, from PR-199 to PR-167                                  | Bayamon                           | PE            | \$800,000.00            | \$200,000.00           | \$1,000,000.00          |
| ZP-20        | PR-2 La Vita   | Mayaguez                          | R             | \$800,000.00            | \$200,000.00           | \$1,000,000.00          |
| ZP-20        | Pavement   | Islandwide                        | C             | \$20,197,624.00         | \$5,049,406.00         | \$25,247,030.00         |
| ZP-20        | ITS  | Islandwide                        | C             | \$5,480,000.00          | \$1,370,000.00         | \$6,850,000.00          |
| ZP-20        | NBIS   | Islandwide                        | D             | \$6,400,000.00          | \$1,600,000.00         | \$8,000,000.00          |
| ZP-20        | Landslide PR-167 km 7.2  | Bayamon                           | R             | \$89,148.00             | \$22,287.00            | \$111,435.00            |
| ZP-20        | Landslide PR-167 km 7.2  | Bayamon                           | C             | \$1,778,806.40          | \$444,701.60           | \$2,223,508.00          |
| ZP-30        | Highway Safety Improvements  | Islandwide                        | C             | \$21,685,333.60         | \$5,421,333.40         | \$27,106,667.00         |
| ZP-40        | Section 154 & 164 Penalty  | Islandwide                        | C             | \$1,520,000.00          | \$380,000.00           | \$1,900,000.00          |
| ZP-50        | Section 154 & 164 Penalty  | Islandwide                        | C             | \$1,520,000.00          | \$380,000.00           | \$1,900,000.00          |
| ZP-53        | Pavement Set Aside   | Islandwide                        | C             | \$30,476,851.20         | \$7,619,212.80         | \$38,096,064.00         |
| <b>Total</b> |  |                                   |               | <b>\$163,582,718.40</b> | <b>\$40,895,679.60</b> | <b>\$204,478,398.00</b> |

# Fund Reconciliation FY 2023-2026

## STIP FY 2024

April 19, 2023

| Code         | Description   | Municipality        | Project Phase | Federal Share           | Toll Credits           | Total Federal Share     |
|--------------|---|---------------------|---------------|-------------------------|------------------------|-------------------------|
| Y110         | Bridge Formula Program (Main)                                   | Islandwide          | R / C         | \$30,600,000.00         | \$7,650,000.00         | \$38,250,000.00         |
| Y120         | Bridge Formula Program (Off-System)                             | Islandwide          | R / C         | \$5,400,000.00          | \$1,350,000.00         | \$6,750,000.00          |
| Y130         | NEVI  | Islandwide          | PE / C        | \$1,616,392.00          | \$404,098.00           | \$2,020,490.00          |
| YP31         | Vulnerable Road Set Aside                                       | Islandwide          | C             | \$3,221,419.20          | \$805,354.80           | \$4,026,774.00          |
| ZP-10        | SPR-61  | Islandwide          | PE            | \$4,000,000.00          | \$1,000,000.00         | \$5,000,000.00          |
| ZP-10        | Pavement  | Islandwide          | C             | \$15,715,892.80         | \$3,928,973.20         | \$19,644,866.00         |
| ZP-10        | Highway Safety Improvements                                     | Islandwide          | C             | \$1,760,240.00          | \$440,060.00           | \$2,200,300.00          |
| ZP-20        | Widening PR-100 Km. 8.4 - Km. 14.7                              | Cabo Rojo           | C             | \$20,000,000.00         | \$5,000,000.00         | \$25,000,000.00         |
| ZP-20        | PR-10   | Utua / Adjuntas     | R             | \$1,600,000.00          | \$400,000.00           | \$2,000,000.00          |
| ZP-20        | Noise Barriers - Rio Hondo II                                   | Bayamon / Toa Alta  | C             | \$2,400,000.00          | \$600,000.00           | \$3,000,000.00          |
| ZP-20        | Extension PR-22 from PR-22/PR-2 to PR-2/PR-111 - Financial Plan | Hatillo / Aguadilla | PE            | \$800,000.00            | \$200,000.00           | \$1,000,000.00          |
| ZP-20        | Aguas Buenas Bypass Intersecction PR-156 to PR-173              | Aguas Buenas        | R             | \$800,000.00            | \$200,000.00           | \$1,000,000.00          |
| ZP-20        | Cayey Connector PR-158 between Int. PR-1 to PR-743              | Cayey               | R             | \$1,600,000.00          | \$400,000.00           | \$2,000,000.00          |
| ZP-20        | Urban Interchange at PR -2 & PR-114                             | Mayaguez            | R             | \$800,000.00            | \$200,000.00           | \$1,000,000.00          |
| ZP-20        | Pavement  | Islandwide          | C             | \$3,072,265.60          | \$768,066.40           | \$3,840,332.00          |
| ZP-20        | ITS   | Islandwide          | C             | \$5,480,000.00          | \$1,370,000.00         | \$6,850,000.00          |
| ZP-20        | NBIS  | Islandwide          | D             | \$6,400,000.00          | \$1,600,000.00         | \$8,000,000.00          |
| ZP-30        | Highway Safety Improvements                                     | Islandwide          | C             | \$21,476,132.80         | \$5,369,033.20         | \$26,845,166.00         |
| ZP-40        | Section 154 & 164 Penalty                                       | Islandwide          | C             | \$1,520,000.00          | \$380,000.00           | \$1,900,000.00          |
| ZP-50        | Section 154 & 164 Penalty                                       | Islandwide          | C             | \$1,520,000.00          | \$380,000.00           | \$1,900,000.00          |
| ZP-53        | Pavement Set Aside  | Islandwide          | C             | \$33,407,317.60         | \$8,351,829.40         | \$41,759,147.00         |
| <b>Total</b> |   |                     |               | <b>\$163,189,660.00</b> | <b>\$40,797,415.00</b> | <b>\$203,987,075.00</b> |

# Fund Reconciliation FY 2023-2026

## STIP FY 2025

April 19, 2023

| Code         | Description   | Municipality             | Project Phase | Federal Share           | Toll Credits           | Total Federal Share     |
|--------------|---|--------------------------|---------------|-------------------------|------------------------|-------------------------|
| Y110         | Bridge Formula Program (Main)   | Islandwide               | R / C         | \$30,600,000.00         | \$7,650,000.00         | \$38,250,000.00         |
| Y120         | Bridge Formula Program (Off-System)                                   | Islandwide               | R / C         | \$5,400,000.00          | \$1,350,000.00         | \$6,750,000.00          |
| Y130         | NEVI  | Islandwide               | PE / C        | \$1,616,392.00          | \$404,098.00           | \$2,020,490.00          |
| YP31         | Vulnerable Road Set Aside   | Islandwide               | C             | \$3,193,747.20          | \$798,436.80           | \$3,992,184.00          |
| ZP-10        | Construction of Interchange at PR-199 /PR845 Includes Widening PR-845 | San Juan / Trujillo Alto | R             | \$80,000.00             | \$20,000.00            | \$100,000.00            |
| ZP-10        | Pavement  | Islandwide               | C             | \$11,196,181.60         | \$2,799,045.40         | \$13,995,227.00         |
| ZP-10        | Highway Safety Improvements   | Islandwide               | C             | \$5,215,488.80          | \$1,303,872.20         | \$6,519,361.00          |
| ZP-10        | SPR-62  | Islandwide               | PE            | \$4,800,000.00          | \$1,200,000.00         | \$6,000,000.00          |
| ZP-20        | Aguadilla Airport   | Aguadilla                | R             | \$2,400,000.00          | \$600,000.00           | \$3,000,000.00          |
| ZP-20        | Pavement  | Islandwide               | C             | \$28,303,340.80         | \$7,075,835.20         | \$35,379,176.00         |
| ZP-20        | ITS   | Islandwide               | C             | \$5,480,000.00          | \$1,370,000.00         | \$6,850,000.00          |
| ZP-20        | NBIS  | Islandwide               | D             | \$6,400,000.00          | \$1,600,000.00         | \$8,000,000.00          |
| ZP-30        | Highway Safety Improvements   | Islandwide               | C             | \$21,291,670.40         | \$5,322,917.60         | \$26,614,588.00         |
| ZP-40        | Section 154 & 164 Penalty   | Islandwide               | C             | \$1,520,000.00          | \$380,000.00           | \$1,900,000.00          |
| ZP-50        | Section 154 & 164 Penalty   | Islandwide               | C             | \$1,520,000.00          | \$380,000.00           | \$1,900,000.00          |
| ZP-53        | Pavement Set Aside  | Islandwide               | C             | \$36,500,006.40         | \$9,125,001.60         | \$45,625,008.00         |
| <b>Total</b> |   |                          |               | <b>\$165,516,827.20</b> | <b>\$41,379,206.80</b> | <b>\$206,896,034.00</b> |

# Fund Reconciliation FY 2023-2026

## STIP FY 2026

April 19, 2023

| Code         | Description                         | Municipality | Project Phase | Federal Share           | Toll Credits           | Total Federal Share     |
|--------------|-------------------------------------|--------------|---------------|-------------------------|------------------------|-------------------------|
| Y110         | Bridge Formula Program (Main)       | Islandwide   | R / C         | \$30,600,000.00         | \$7,650,000.00         | \$38,250,000.00         |
| Y120         | Bridge Formula Program (Off-System) | Islandwide   | R / C         | \$5,400,000.00          | \$1,350,000.00         | \$6,750,000.00          |
| Y130         | NEVI                                | Islandwide   | PE / C        | \$1,616,392.00          | \$404,098.00           | \$2,020,490.00          |
| YP31         | Vulnerable Road Set Aside           | Islandwide   | C             | \$3,162,548.80          | \$790,637.20           | \$3,953,186.00          |
| ZP-10        | Pavement                            | Islandwide   | C             | \$7,931,720.80          | \$1,982,930.20         | \$9,914,651.00          |
| ZP-10        | SPR-63                              | Islandwide   | PE            | \$4,800,000.00          | \$1,200,000.00         | \$6,000,000.00          |
| ZP-10        | Highway Safety Improvements         | Islandwide   | C             | \$8,351,938.40          | \$2,087,984.60         | \$10,439,923.00         |
| ZP-20        | Pavement                            | Islandwide   | C             | \$30,287,319.20         | \$7,571,829.80         | \$37,859,149.00         |
| ZP-20        | ITS                                 | Islandwide   | C             | \$5,480,000.00          | \$1,370,000.00         | \$6,850,000.00          |
| ZP-20        | NBIS                                | Islandwide   | D             | \$6,400,000.00          | \$1,600,000.00         | \$8,000,000.00          |
| ZP-30        | Highway Safety Improvements         | Islandwide   | C             | \$21,083,659.20         | \$5,270,914.80         | \$26,354,574.00         |
| ZP-40        | Section 154 & 164 Penalty           | Islandwide   | C             | \$1,520,000.00          | \$380,000.00           | \$1,900,000.00          |
| ZP-50        | Section 154 & 164 Penalty           | Islandwide   | C             | \$1,520,000.00          | \$380,000.00           | \$1,900,000.00          |
| ZP-53        | Pavement Set Aside                  | Islandwide   | C             | \$39,686,888.80         | \$9,921,722.20         | \$49,608,611.00         |
| <b>Total</b> |                                     |              |               | <b>\$167,840,467.20</b> | <b>\$41,960,116.80</b> | <b>\$209,800,584.00</b> |

GOVERNMENT OF PUERTO RICO  
 PUERTO RICO DEPARTMENT OF TRANSPORTATION AND PUBLIC WORKS  
 PUERTO RICO HIGHWAY AND TRANSPORTATION AUTHORITY  
 STATEWIDE TRANSPORTATION IMPROVEMENT PROGRAM  
 FISCAL YEARS 2023-2026  
 AMENDMENT # 1  
 Administrative Modification #1

**Legend:**  
 F - Federal Funds  
 TC - Toll Credits Funds  
 S - State /Local Funds  
 T - Total Funds

| Núm.   | AC-Code / Oracle # / Fed # / Program Code | Description                           | Town                                | Phase           | 2023             | 2024      | 2025     | 2026      | Total Est. Cost  | Remarks |   |           |  |
|--|---|---------------------------------------|-------------------------------------|-----------------|------------------|-----------|----------|-----------|------------------|---------|---|-----------|--|
| <b>UA&gt;1,000,000 Population (San Juan)</b> |   |                                       |                                     |                 |                  |           |          |           |                  |         |   |           |  |
| 1  | AC-TBD<br>ZP-10, ZP-20, ZP-30             | Additional Funds - DTL Noise Barriers | San Juan<br>Trujillo Alto<br>Caguas | NEPA            | F                |           |          |           |                  | -       |   |           |  |
|  |   |                                       |                                     |                 | TC               |           |          |           |                  | -       |   |           |  |
|  |   |                                       |                                     |                 | S                |           |          |           |                  | -       |   |           |  |
|  |   |                                       |                                     |                 | T                |           |          |           |                  | -       |   |           |  |
|  |   |                                       |                                     | Pre-Engineering | F                | -         | -        | -         | -                | -       | - | -         |  |
|  |   |                                       |                                     |                 | TC               | -         | -        | -         | -                | -       | - | -         |  |
|  |   |                                       |                                     |                 | S                |           |          |           |                  |         |   | -         |  |
|  |   |                                       |                                     |                 | T                | -         |          |           |                  |         |   | -         |  |
|  |   |                                       |                                     | Design          | F                |           |          |           |                  |         |   |           |  |
|  |   |                                       |                                     |                 | TC               |           |          |           |                  |         |   |           |  |
|  |   |                                       |                                     |                 | S                |           |          |           |                  |         |   |           |  |
|  |   |                                       |                                     |                 | T                |           |          |           |                  |         |   |           |  |
| ROW  | F   |                                       |                                     |                 |                  |           |          |           |                  |         |   |           |  |
|  | TC  |                                       |                                     |                 |                  |           |          |           |                  |         |   |           |  |
|  | S   |                                       |                                     |                 |                  |           |          |           |                  |         |   |           |  |
|  | T   |                                       |                                     |                 |                  |           |          |           |                  |         |   |           |  |
| Construction                                 | F   | 2,400,000                             | -                                   | -               | -                | -         | -        | 2,400,000 |                  |         |   |           |  |
|  | TC  | 600,000                               | -                                   | -               | -                | -         | -        | 600,000   |                  |         |   |           |  |
|  | S   |                                       |                                     |                 |                  |           |          |           |                  |         |   |           |  |
|  | T   | 3,000,000                             |                                     |                 |                  |           |          | 3,000,000 |                  |         |   |           |  |
| <b>Total Estimated Project Cost</b>          |   |                                       |                                     |                 | <b>3,000,000</b> | <b>-</b>  | <b>-</b> | <b>-</b>  | <b>3,000,000</b> |         |   |           |  |
| 2  | AC-TBD<br>ZP-10, ZP-20, ZP-30             | Extension PR-5, from PR-199 to PR-167 | Bayamon                             | NEPA            | F                |           |          |           |                  | -       |   |           |  |
|  |   |                                       |                                     |                 | TC               |           |          |           |                  | -       |   |           |  |
|  |   |                                       |                                     |                 | S                |           |          |           |                  | -       |   |           |  |
|  |   |                                       |                                     |                 | T                |           |          |           |                  | -       |   |           |  |
|  |   |                                       |                                     | Pre-Engineering | F                | 800,000   | -        | -         | -                | -       | - | 800,000   |  |
|  |   |                                       |                                     |                 | TC               | 200,000   | -        | -         | -                | -       | - | 200,000   |  |
|  |   |                                       |                                     |                 | S                |           |          |           |                  |         |   | -         |  |
|  |   |                                       |                                     |                 | T                | 1,000,000 |          |           |                  |         |   | 1,000,000 |  |
|  |   |                                       |                                     | Design          | F                |           |          |           |                  |         |   |           |  |
|  |   |                                       |                                     |                 | TC               |           |          |           |                  |         |   |           |  |
|  |   |                                       |                                     |                 | S                |           |          |           |                  |         |   |           |  |
|  |   |                                       |                                     |                 | T                |           |          |           |                  |         |   |           |  |
| ROW  | F   |                                       |                                     |                 |                  |           |          |           |                  |         |   |           |  |
|  | TC  |                                       |                                     |                 |                  |           |          |           |                  |         |   |           |  |
|  | S   |                                       |                                     |                 |                  |           |          |           |                  |         |   |           |  |
|  | T   |                                       |                                     |                 |                  |           |          |           |                  |         |   |           |  |
| Construction                                 | F   |                                       |                                     |                 |                  |           |          |           |                  |         |   |           |  |
|  | TC  |                                       |                                     |                 |                  |           |          |           |                  |         |   |           |  |
|  | S   |                                       |                                     |                 |                  |           |          |           |                  |         |   |           |  |
|  | T   |                                       |                                     |                 |                  |           |          |           |                  |         |   |           |  |
| <b>Total Estimated Project Cost</b>          |   |                                       |                                     |                 | <b>1,000,000</b> | <b>-</b>  | <b>-</b> | <b>-</b>  | <b>1,000,000</b> |         |   |           |  |

\*Fund Reconciliation for each project can be found on pages FHWA-3 thru FHWA-6  
 \*\*Retroactive TC will be use for projects currently under construction..

GOVERNMENT OF PUERTO RICO  
 PUERTO RICO DEPARTMENT OF TRANSPORTATION AND PUBLIC WORKS  
 PUERTO RICO HIGHWAY AND TRANSPORTATION AUTHORITY  
 STATEWIDE TRANSPORTATION IMPROVEMENT PROGRAM  
 FISCAL YEARS 2023-2026  
 AMENDMENT # 1  
 Administrative Modification #1

**Legend:**  
 F - Federal Funds  
 TC - Toll Credits Funds  
 S - State /Local Funds  
 T - Total Funds

| Núm.                                | AC-Code / Oracle # / Fed # / Program Code | Description   | Town         | Phase           | 2023 | 2024      | 2025      | 2026 | Total Est. Cost | Remarks   |  |
|-------------------------------------|---|---|--------------|-----------------|------|-----------|-----------|------|-----------------|-----------|--|
| 3                                   | AC-TBD<br><br>ZP-10, ZP-30                | New Conector from PR-22 to Efron Avenue Int. 696      | Dorado       | NEPA            | F    |           |           |      | -               |           |  |
|                                     |   |   |              |                 | TC   |           |           |      | -               |           |  |
|                                     |   |   |              |                 | S    |           |           |      | -               |           |  |
|                                     |   |   |              |                 | T    |           |           |      | -               |           |  |
|                                     |   |   |              | Pre-Engineering | F    | -         | 800,000   |      |                 | 800,000   |  |
|                                     |   |   |              |                 | TC   | -         | 200,000   |      |                 | 200,000   |  |
|                                     |   |   |              |                 | S    | -         |           |      |                 |           |  |
|                                     |   |   |              |                 | T    | -         | 1,000,000 |      |                 | 1,000,000 |  |
|                                     |   |   |              | Design          | F    |           |           |      |                 |           |  |
|                                     |   |   |              |                 | TC   |           |           |      |                 |           |  |
|                                     |   |   |              |                 | S    |           |           |      |                 |           |  |
|                                     |   |   |              |                 | T    |           |           |      |                 |           |  |
|                                     |   |   |              | ROW             | F    |           |           |      |                 |           |  |
| TC                                  |   |   |              |                 |      |           |           |      |                 |           |  |
| S                                   |   |   |              |                 |      |           |           |      |                 |           |  |
| T                                   |   |   |              |                 |      |           |           |      |                 |           |  |
| Construction                        | F   |   |              |                 |      |           |           |      |                 |           |  |
|                                     | TC  |   |              |                 |      |           |           |      |                 |           |  |
|                                     | S   |   |              |                 |      |           |           |      |                 |           |  |
|                                     | T   |   |              |                 |      |           |           |      |                 |           |  |
| <b>Total Estimated Project Cost</b> |   |   |              |                 | -    | 1,000,000 | -         | -    | 1,000,000       |           |  |
| 4                                   | AC-TBD<br><br>ZP-10, ZP-20, ZP-30         | Aguas Buenas New Bypass Interseccion PR-156 to PR-173 | Aguas Buenas | NEPA            | F    |           |           |      | -               |           |  |
|                                     |   |   |              |                 | TC   |           |           |      | -               |           |  |
|                                     |   |   |              |                 | S    |           |           |      | -               |           |  |
|                                     |   |   |              |                 | T    |           |           |      | -               |           |  |
|                                     |   |   |              | Pre-Engineering | F    |           |           |      |                 |           |  |
|                                     |   |   |              |                 | TC   |           |           |      |                 |           |  |
|                                     |   |   |              |                 | S    |           |           |      |                 |           |  |
|                                     |   |   |              |                 | T    |           |           |      |                 |           |  |
|                                     |   |   |              | Design          | F    |           |           |      |                 |           |  |
|                                     |   |   |              |                 | TC   |           |           |      |                 |           |  |
|                                     |   |   |              |                 | S    |           |           |      |                 |           |  |
|                                     |   |   |              |                 | T    |           |           |      |                 |           |  |
|                                     |   |   |              | ROW             | F    | -         | 800,000   |      |                 | 800,000   |  |
| TC                                  | -   | 200,000   |              |                 |      | 200,000   |           |      |                 |           |  |
| S                                   | -   |   |              |                 |      |           |           |      |                 |           |  |
| T                                   | -   | 1,000,000   |              |                 |      | 1,000,000 |           |      |                 |           |  |
| Construction                        | F   |   |              |                 |      |           |           |      |                 |           |  |
|                                     | TC  |   |              |                 |      |           |           |      |                 |           |  |
|                                     | S   |   |              |                 |      |           |           |      |                 |           |  |
|                                     | T   |   |              |                 |      |           |           |      |                 |           |  |
| <b>Total Estimated Project Cost</b> |   |   |              |                 | -    | 1,000,000 | -         | -    | 1,000,000       |           |  |

\*Fund Reconciliation for each project can be found on pages FHWA-3 thru FHWA-6  
 \*\*Retroactive TC will be use for projects currently under construction..

GOVERNMENT OF PUERTO RICO  
 PUERTO RICO DEPARTMENT OF TRANSPORTATION AND PUBLIC WORKS  
 PUERTO RICO HIGHWAY AND TRANSPORTATION AUTHORITY  
 STATEWIDE TRANSPORTATION IMPROVEMENT PROGRAM  
 FISCAL YEARS 2023-2026  
 AMENDMENT # 1  
 Administrative Modification #1

**Legend:**  
 F - Federal Funds  
 TC - Toll Credits Funds  
 S - State /Local Funds  
 T - Total Funds

| Núm.                                | AC-Code / Oracle # / Fed # / Program Code | Description                         | Town                | Phase           | 2023      | 2024      | 2025 | 2026      | Total Est. Cost | Remarks |
|-------------------------------------|---|-------------------------------------|---------------------|-----------------|-----------|-----------|------|-----------|-----------------|---------|
| 5                                   | AC- TBD<br>ZP-20                          | Noise Barriers at PR-22 Rio Hondo 2 | Bayamon<br>Toa Baja | NEPA            | F         |           |      |           | -               |         |
|                                     |   |                                     |                     |                 | TC        |           |      |           | -               |         |
|                                     |   |                                     |                     |                 | S         |           |      |           | -               |         |
|                                     |   |                                     |                     |                 | T         |           |      |           | -               |         |
|                                     |   |                                     |                     | Pre-Engineering | F         |           |      |           | -               |         |
|                                     |   |                                     |                     |                 | TC        |           |      |           | -               |         |
|                                     |   |                                     |                     |                 | S         |           |      |           | -               |         |
|                                     |   |                                     |                     |                 | T         |           |      |           | -               |         |
|                                     |   |                                     |                     | Design          | F         |           |      |           | -               |         |
|                                     |   |                                     |                     |                 | TC        |           |      |           | -               |         |
|                                     |   |                                     |                     |                 | S         |           |      |           | -               |         |
|                                     |   |                                     |                     |                 | T         |           |      |           | -               |         |
| ROW                                 | F   |                                     |                     |                 | -         |           |      |           |                 |         |
|                                     | TC  |                                     |                     |                 | -         |           |      |           |                 |         |
|                                     | S   |                                     |                     |                 | -         |           |      |           |                 |         |
|                                     | T   |                                     |                     |                 | -         |           |      |           |                 |         |
| Construction                        | F   |                                     |                     |                 | 2,400,000 |           |      | 2,400,000 |                 |         |
|                                     | TC  |                                     |                     |                 | 600,000   |           |      | 600,000   |                 |         |
|                                     | S   |                                     |                     |                 |           |           |      | -         |                 |         |
|                                     | T   |                                     |                     |                 | 3,000,000 |           |      | 3,000,000 |                 |         |
| <b>Total Estimated Project Cost</b> |   |                                     |                     |                 | -         | 3,000,000 | -    | -         | 3,000,000       |         |
| 6                                   | AC-800523<br>L009999523<br>ZP-20          | Noise Barriers at PR-22 Rio Hondo 3 | Bayamon<br>Toa Baja | NEPA            | F         |           |      |           | -               |         |
|                                     |   |                                     |                     |                 | TC        |           |      |           | -               |         |
|                                     |   |                                     |                     |                 | S         |           |      |           | -               |         |
|                                     |   |                                     |                     |                 | T         |           |      |           | -               |         |
|                                     |   |                                     |                     | Pre-Engineering | F         |           |      |           | -               |         |
|                                     |   |                                     |                     |                 | TC        |           |      |           | -               |         |
|                                     |   |                                     |                     |                 | S         |           |      |           | -               |         |
|                                     |   |                                     |                     |                 | T         |           |      |           | -               |         |
|                                     |   |                                     |                     | Design          | F         |           |      |           | -               |         |
|                                     |   |                                     |                     |                 | TC        |           |      |           | -               |         |
|                                     |   |                                     |                     |                 | S         |           |      |           | -               |         |
|                                     |   |                                     |                     |                 | T         |           |      |           | -               |         |
| ROW                                 | F   |                                     |                     |                 | -         |           |      |           |                 |         |
|                                     | TC  |                                     |                     |                 | -         |           |      |           |                 |         |
|                                     | S   |                                     |                     |                 | -         |           |      |           |                 |         |
|                                     | T   |                                     |                     |                 | -         |           |      |           |                 |         |
| Construction                        | F   |                                     |                     | 2,103,357       |           |           |      | 2,103,357 |                 |         |
|                                     | TC  |                                     |                     | 525,839         |           |           |      | 525,839   |                 |         |
|                                     | S   |                                     |                     |                 |           |           |      | -         |                 |         |
|                                     | T   |                                     |                     | 2,629,196       |           |           |      | 2,629,196 |                 |         |
| <b>Total Estimated Project Cost</b> |   |                                     |                     |                 | 2,629,196 | -         | -    | -         | 2,629,196       |         |

\*Fund Reconciliation for each project can be found on pages FHWA-3 thru FHWA-6  
 \*\*Retroactive TC will be use for projects currently under construction..

GOVERNMENT OF PUERTO RICO  
 PUERTO RICO DEPARTMENT OF TRANSPORTATION AND PUBLIC WORKS  
 PUERTO RICO HIGHWAY AND TRANSPORTATION AUTHORITY  
 STATEWIDE TRANSPORTATION IMPROVEMENT PROGRAM  
 FISCAL YEARS 2023-2026  
 AMENDMENT # 1  
 Administrative Modification #1

**Legend:**  
 F - Federal Funds  
 TC - Toll Credits Funds  
 S - State /Local Funds  
 T - Total Funds

| Núm.                                | AC-Code / Oracle # / Fed # / Program Code | Description                                       | Town                | Phase           | 2023             | 2024             | 2025 | 2026             | Total Est. Cost  | Remarks |  |   |
|-------------------------------------|---|---|---------------------|-----------------|------------------|------------------|------|------------------|------------------|---------|--|---|
| 7                                   | AC- TBD<br>ZP-20                          | Noise Barriers at PR-22 Rio Hondo 1               | Bayamon<br>Toa Baja | NEPA            | F                |                  |      |                  |                  | -       |  |   |
|                                     |   |   |                     |                 | TC               |                  |      |                  |                  | -       |  |   |
|                                     |   |   |                     |                 | S                |                  |      |                  |                  | -       |  |   |
|                                     |   |   |                     |                 | T                |                  |      |                  |                  | -       |  |   |
|                                     |   |   |                     | Pre-Engineering | F                |                  |      |                  |                  |         |  | - |
|                                     |   |   |                     |                 | TC               |                  |      |                  |                  |         |  | - |
|                                     |   |   |                     |                 | S                |                  |      |                  |                  |         |  | - |
|                                     |   |   |                     |                 | T                |                  |      |                  |                  |         |  | - |
|                                     |   |   |                     | Design          | F                |                  |      |                  |                  |         |  | - |
|                                     |   |   |                     |                 | TC               |                  |      |                  |                  |         |  | - |
|                                     |   |   |                     |                 | S                |                  |      |                  |                  |         |  | - |
|                                     |   |   |                     |                 | T                |                  |      |                  |                  |         |  | - |
| ROW                                 | F   |   |                     |                 |                  |                  |      | -                |                  |         |  |   |
|                                     | TC  |   |                     |                 |                  |                  |      | -                |                  |         |  |   |
|                                     | S   |   |                     |                 |                  |                  |      | -                |                  |         |  |   |
|                                     | T   |   |                     |                 |                  |                  |      | -                |                  |         |  |   |
| Construction                        | F   | 3,201,732   |                     |                 |                  |                  |      | 3,201,732        |                  |         |  |   |
|                                     | TC  | 800,433   |                     |                 |                  |                  |      | 800,433          |                  |         |  |   |
|                                     | S   |   |                     |                 |                  |                  |      | -                |                  |         |  |   |
|                                     | T   | <b>4,002,165</b>                                  |                     |                 |                  |                  |      | <b>4,002,165</b> |                  |         |  |   |
| <b>Total Estimated Project Cost</b> |   |   |                     |                 | <b>4,002,165</b> | -                | -    | -                | <b>4,002,165</b> |         |  |   |
| 8                                   | AC- TBD<br>ZP-20                          | Cayey Connector PR-158 between Int PR-1 to PR-743 | Cayey               | NEPA            | F                |                  |      |                  |                  |         |  |   |
|                                     |   |   |                     |                 | TC               |                  |      |                  |                  |         |  |   |
|                                     |   |   |                     |                 | S                |                  |      |                  |                  |         |  |   |
|                                     |   |   |                     |                 | T                |                  |      |                  |                  |         |  |   |
|                                     |   |   |                     | Pre-Engineering | F                |                  |      |                  |                  |         |  |   |
|                                     |   |   |                     |                 | TC               |                  |      |                  |                  |         |  |   |
|                                     |   |   |                     |                 | S                |                  |      |                  |                  |         |  |   |
|                                     |   |   |                     |                 | T                |                  |      |                  |                  |         |  |   |
|                                     |   |   |                     | Design          | F                |                  |      |                  |                  |         |  |   |
|                                     |   |   |                     |                 | TC               |                  |      |                  |                  |         |  |   |
|                                     |   |   |                     |                 | S                |                  |      |                  |                  |         |  |   |
|                                     |   |   |                     |                 | T                |                  |      |                  |                  |         |  |   |
| ROW                                 | F   | -   | 1,600,000           | -               | -                | -                | -    | 1,600,000        |                  |         |  |   |
|                                     | TC  | -   | 400,000             | -               | -                | -                | -    | 400,000          |                  |         |  |   |
|                                     | S   |   |                     |                 |                  |                  |      | -                |                  |         |  |   |
|                                     | T   | -   | <b>2,000,000</b>    |                 |                  |                  |      | <b>2,000,000</b> |                  |         |  |   |
| Construction                        | F   | -   |                     |                 |                  |                  |      | 1,784,365        |                  |         |  |   |
|                                     | TC  | -   |                     |                 |                  |                  |      | 439,143          |                  |         |  |   |
|                                     | S   |   |                     |                 |                  |                  |      |                  |                  |         |  |   |
|                                     | T   | -   |                     |                 |                  |                  |      | <b>2,223,508</b> |                  |         |  |   |
| <b>Total Estimated Project Cost</b> |   |   |                     |                 | -                | <b>2,000,000</b> | -    | -                | <b>4,223,508</b> |         |  |   |

\*Fund Reconciliation for each project can be found on pages FHWA-3 thru FHWA-6  
 \*\*Retroactive TC will be use for projects currently under construction..



GOVERNMENT OF PUERTO RICO  
 PUERTO RICO DEPARTMENT OF TRANSPORTATION AND PUBLIC WORKS  
 PUERTO RICO HIGHWAY AND TRANSPORTATION AUTHORITY  
 STATEWIDE TRANSPORTATION IMPROVEMENT PROGRAM  
 FISCAL YEARS 2023-2026  
 AMENDMENT # 1  
 Administrative Modification #1

**Legend:**  
 F - Federal Funds  
 TC - Toll Credits Funds  
 S - State /Local Funds  
 T - Total Funds

| Núm.   | AC-Code / Oracle # / Fed # / Program Code | Description  | Town                      | Phase           | 2023       | 2024      | 2025    | 2026 | Total Est. Cost | Remarks                         |  |  |
|--|---|--|---------------------------|-----------------|------------|-----------|---------|------|-----------------|---------------------------------|--|--|
| 9  | AC- TBD<br>ZP-10                          | Construction of Interchange at PR-199 / PR845 Includes widening PR-845 | San Juan<br>Trujillo Alto | NEPA            | F          |           |         |      |                 |                                 |  |  |
|  |   |  |                           |                 | TC         |           |         |      |                 |                                 |  |  |
|  |   |  |                           |                 | S          |           |         |      |                 |                                 |  |  |
|  |   |  |                           |                 | T          |           |         |      |                 |                                 |  |  |
|  |   |  |                           | Pre-Engineering | F          |           |         |      |                 |                                 |  |  |
|  |   |  |                           |                 | TC         |           |         |      |                 |                                 |  |  |
|  |   |  |                           |                 | S          |           |         |      |                 |                                 |  |  |
|  |   |  |                           |                 | T          |           |         |      |                 |                                 |  |  |
|  |   |  |                           | Design          | F          |           |         |      |                 |                                 |  |  |
|  |   |  |                           |                 | TC         |           |         |      |                 |                                 |  |  |
|  | S   |  |                           |                 |            |           |         |      |                 |                                 |  |  |
|  | T   |  |                           |                 |            |           |         |      |                 |                                 |  |  |
|  | ROW                                       | F  |                           |                 |            | 80,000    |         |      | 80,000          |                                 |  |  |
|  |   | TC   |                           |                 |            | 20,000    |         |      | 20,000          |                                 |  |  |
|  |   | S  |                           |                 |            |           |         |      | -               |                                 |  |  |
|  |   | T  |                           |                 |            | 100,000   |         |      | 100,000         |                                 |  |  |
|  | Construction                              | F  |                           |                 |            |           |         |      | -               | Next Phase to Commence in FY 27 |  |  |
|  |   | TC   |                           |                 |            |           |         |      | -               |                                 |  |  |
|  |   | S  |                           |                 |            |           |         |      | -               |                                 |  |  |
|  |   | T  |                           |                 |            |           |         |      | -               |                                 |  |  |
| <b>Total Estimated Project Cost</b>            |   |  |                           |                 | -          | -         | 100,000 | -    | 100,000         |                                 |  |  |
| 10   | AC- TBD<br>ZP-10, ZP-20                   | Landslide PR-167 km. 7.2   | Naranjito                 | NEPA            | F          |           |         |      |                 |                                 |  |  |
|  |   |  |                           |                 | TC         |           |         |      |                 |                                 |  |  |
|  |   |  |                           |                 | S          |           |         |      |                 |                                 |  |  |
|  |   |  |                           |                 | T          |           |         |      |                 |                                 |  |  |
|  |   |  |                           | Pre-Engineering | F          |           |         |      |                 |                                 |  |  |
|  |   |  |                           |                 | TC         |           |         |      |                 |                                 |  |  |
|  |   |  |                           |                 | S          |           |         |      |                 |                                 |  |  |
|  |   |  |                           |                 | T          |           |         |      |                 |                                 |  |  |
|  |   |  |                           | Design          | F          |           |         |      |                 |                                 |  |  |
|  |   |  |                           |                 | TC         |           |         |      |                 |                                 |  |  |
|  | S   |  |                           |                 |            |           |         |      |                 |                                 |  |  |
|  | T   |  |                           |                 |            |           |         |      |                 |                                 |  |  |
|  | ROW                                       | F  |                           |                 | 89,148     |           |         |      | 89,148          |                                 |  |  |
|  |   | TC   |                           |                 | 22,287     |           |         |      | 22,287          |                                 |  |  |
|  |   | S  |                           |                 |            |           |         |      | -               |                                 |  |  |
|  |   | T  |                           |                 | 111,435    |           |         |      | 111,435         |                                 |  |  |
|  | Construction                              | F  |                           |                 | 5,796,865  |           |         |      | 1,784,365       |                                 |  |  |
|  |   | TC   |                           |                 | 1,426,643  |           |         |      | 439,143         |                                 |  |  |
|  |   | S  |                           |                 |            |           |         |      |                 |                                 |  |  |
|  |   | T  |                           |                 | 7,223,508  |           |         |      | 2,223,508       |                                 |  |  |
| <b>Total Estimated Project Cost</b>            |   |  |                           |                 | 7,334,943  | -         | -       | -    | 2,334,943       |                                 |  |  |
| <b>UA &gt; 1,000,000 Population (San Juan)</b> |   |  |                           |                 |            |           |         |      |                 |                                 |  |  |
| <b>Grand Total</b>                             |   |  |                           |                 | 17,966,304 | 7,000,000 | 100,000 | -    | 19,189,812      |                                 |  |  |

\*Fund Reconciliation for each project can be found on pages FHWA-3 thru FHWA-6  
 \*\*Retroactive TC will be use for projects currently under construction..

GOVERNMENT OF PUERTO RICO  
 PUERTO RICO DEPARTMENT OF TRANSPORTATION AND PUBLIC WORKS  
 PUERTO RICO HIGHWAY AND TRANSPORTATION AUTHORITY  
 STATEWIDE TRANSPORTATION IMPROVEMENT PROGRAM  
 FISCAL YEARS 2023-2026  
 AMENDMENT # 1  
 Administrative Modification #1

**Legend:**  
 F - Federal Funds  
 TC - Toll Credits Funds  
 S - State /Local Funds  
 T - Total Funds

| Núm.  | AC-Code / Oracle # / Fed # / Program Code | Description   | Town      | Phase           | 2023             | 2024             | 2025 | 2026             | Total Est. Cost  | Remarks |  |                  |                                   |
|---|---|---|-----------|-----------------|------------------|------------------|------|------------------|------------------|---------|--|------------------|-----------------------------------|
| <b>UA&gt;200,000 Population&lt;1,000000 (Aguadilla)</b> |   |   |           |                 |                  |                  |      |                  |                  |         |  |                  |                                   |
| 1   | AC-111133<br>R000111133<br>ER-90 - ZP-10  | Additional Funds - PR-111 Km. 10.8, 5.7, 12.5 - Heavy Rain March 2012 | Utuado    | NEPA            | F                |                  |      |                  |                  | -       |  |                  |                                   |
|   |   |   |           |                 | TC               |                  |      |                  |                  | -       |  |                  |                                   |
|   |   |   |           |                 | S                |                  |      |                  |                  | -       |  |                  |                                   |
|   |   |   |           |                 | T                |                  |      |                  |                  | -       |  |                  |                                   |
|   |   |   |           | Pre-Engineering | F                |                  |      |                  |                  |         |  | -                |                                   |
|   |   |   |           |                 | TC               |                  |      |                  |                  |         |  | -                |                                   |
|   |   |   |           |                 | S                |                  |      |                  |                  |         |  | -                |                                   |
|   |   |   |           |                 | T                |                  |      |                  |                  |         |  | -                |                                   |
|   |   |   |           | Design          | F                |                  |      |                  |                  |         |  | -                |                                   |
|   |   |   |           |                 | TC               |                  |      |                  |                  |         |  | -                |                                   |
|   |   |   |           |                 | S                |                  |      |                  |                  |         |  | -                |                                   |
|   |   |   |           |                 | T                |                  |      |                  |                  |         |  | -                |                                   |
|   |   |   |           | ROW             | F                |                  |      |                  |                  |         |  | -                |                                   |
|   |   |   |           |                 | TC               |                  |      |                  |                  |         |  | -                |                                   |
|   |   |   |           |                 | S                |                  |      |                  |                  |         |  | -                |                                   |
|   |   |   |           |                 | T                |                  |      |                  |                  |         |  | -                |                                   |
| Construction  | F   | 2,080,000   |           |                 |                  |                  |      | 2,080,000        |                  |         |  |                  |                                   |
|   | TC  | 520,000   |           |                 |                  |                  |      | 520,000          |                  |         |  |                  |                                   |
|   | S   |   |           |                 |                  |                  |      | -                |                  |         |  |                  |                                   |
|   | T   | <b>2,600,000</b>  |           |                 |                  |                  |      | <b>2,600,000</b> |                  |         |  |                  |                                   |
| <b>Total Estimated Project Cost</b>                     |   |   |           |                 | <b>2,600,000</b> | -                | -    | -                | <b>2,600,000</b> |         |  |                  |                                   |
| 2   | AC-TBD<br>ZP-10, ZP-30                    | Improvements to Aguadilla Airport Access through PR-107, PR-110       | Aguadilla | Pre-Engineering | TC               |                  |      |                  |                  | -       |  |                  |                                   |
|   |   |   |           |                 | S                |                  |      |                  |                  | -       |  |                  |                                   |
|   |   |   |           |                 | T                |                  |      |                  |                  | -       |  |                  |                                   |
|   |   |   |           |                 | F                |                  |      |                  |                  | -       |  |                  |                                   |
|   |   |   |           | Design          | TC               |                  |      |                  |                  |         |  | -                |                                   |
|   |   |   |           |                 | S                |                  |      |                  |                  |         |  | -                |                                   |
|   |   |   |           |                 | T                |                  |      |                  |                  |         |  | -                |                                   |
|   |   |   |           |                 | F                |                  |      |                  |                  |         |  | -                |                                   |
|   |   |   |           | ROW             | F                |                  |      |                  | 2,400,000        |         |  | 2,400,000        |                                   |
|   |   |   |           |                 | TC               |                  |      |                  | 600,000          |         |  | 600,000          |                                   |
|   |   |   |           |                 | S                |                  |      |                  |                  |         |  | -                |                                   |
|   |   |   |           |                 | T                |                  |      | -                | <b>3,000,000</b> |         |  | <b>3,000,000</b> |                                   |
|   |   |   |           | Construction    | F                |                  |      |                  |                  |         |  | -                | Next Phase to commence in FY 2027 |
|   |   |   |           |                 | TC               |                  |      |                  |                  |         |  | -                |                                   |
|   |   |   |           |                 | S                |                  |      |                  |                  |         |  | -                |                                   |
|   |   |   |           |                 | T                |                  |      |                  |                  |         |  | -                |                                   |
| <b>Total Estimated Project Cost</b>                     |   |   |           |                 | -                | <b>3,000,000</b> |      | <b>3,000,000</b> |                  |         |  |                  |                                   |

\*Fund Reconciliation for each project can be found on pages FHWA-3 thru FHWA-6  
 \*\*Retroactive TC will be use for projects currently under construction..

GOVERNMENT OF PUERTO RICO  
 PUERTO RICO DEPARTMENT OF TRANSPORTATION AND PUBLIC WORKS  
 PUERTO RICO HIGHWAY AND TRANSPORTATION AUTHORITY  
 STATEWIDE TRANSPORTATION IMPROVEMENT PROGRAM  
 FISCAL YEARS 2023-2026  
 AMENDMENT # 1  
 Administrative Modification #1

**Legend:**  
 F - Federal Funds  
 TC - Toll Credits Funds  
 S - State /Local Funds  
 T - Total Funds

| Núm.  | AC-Code / Oracle # / Fed # / Program Code | Description  | Town                | Phase           | 2023             | 2024      | 2025             | 2026     | Total Est. Cost  | Remarks |  |           |                                   |
|---|---|--|---------------------|-----------------|------------------|-----------|------------------|----------|------------------|---------|--|-----------|-----------------------------------|
| 3   | AC-TBD                                    | Extension PR-22 from PR-22/PR-2 to PR-2/ PR-111 - Financial Plan | Hatillo / Aguadilla | NEPA            | F                |           |                  |          |                  | -       |  |           |                                   |
|   |   |  |                     |                 | TC               |           |                  |          |                  | -       |  |           |                                   |
|   |   |  |                     |                 | S                |           |                  |          |                  | -       |  |           |                                   |
|   |   |  |                     |                 | T                |           |                  |          |                  | -       |  |           |                                   |
|   |   |  |                     | Pre-Engineering | F                | 800,000   |                  |          |                  |         |  | 800,000   |                                   |
|   |   |  |                     |                 | TC               | 200,000   |                  |          |                  |         |  | 200,000   |                                   |
|   |   |  |                     |                 | S                |           |                  |          |                  |         |  | -         |                                   |
|   |   |  |                     |                 | T                | 1,000,000 |                  |          |                  |         |  | 1,000,000 |                                   |
|   |   |  |                     | Design          | F                |           |                  |          |                  |         |  | -         | Next Phase to Commence in FY 2027 |
|   |   |  |                     |                 | TC               |           |                  |          |                  |         |  | -         |                                   |
|   |   |  |                     |                 | S                |           |                  |          |                  |         |  | -         |                                   |
|   |   |  |                     |                 | T                |           |                  |          |                  |         |  | -         |                                   |
|   |   |  |                     | ROW             | F                |           |                  |          |                  |         |  | -         |                                   |
|   |   |  |                     |                 | TC               |           |                  |          |                  |         |  | -         |                                   |
| S   |   |  |                     |                 |                  |           |                  | -        |                  |         |  |           |                                   |
| T   |   |  |                     |                 |                  |           |                  | -        |                  |         |  |           |                                   |
| Construction  | F   |  |                     |                 |                  |           |                  | -        |                  |         |  |           |                                   |
|   | TC  |  |                     |                 |                  |           |                  | -        |                  |         |  |           |                                   |
|   | S   |  |                     |                 |                  |           |                  | -        |                  |         |  |           |                                   |
|   | T   |  |                     |                 |                  |           |                  | -        |                  |         |  |           |                                   |
| <b>Total Estimated Project Cost</b>                     |   |  |                     |                 | <b>1,000,000</b> | <b>-</b>  | <b>-</b>         | <b>-</b> | <b>1,000,000</b> |         |  |           |                                   |
| <b>UA&gt;200,000 Population&lt;1,000000 (Aguadilla)</b> |   |  |                     |                 | <b>3,600,000</b> | <b>-</b>  | <b>3,000,000</b> | <b>-</b> | <b>6,600,000</b> |         |  |           |                                   |

\*Fund Reconciliation for each project can be found on pages FHWA-3 thru FHWA-6  
 \*\*Retroactive TC will be use for projects currently under construction..

GOVERNMENT OF PUERTO RICO  
 PUERTO RICO DEPARTMENT OF TRANSPORTATION AND PUBLIC WORKS  
 PUERTO RICO HIGHWAY AND TRANSPORTATION AUTHORITY  
 STATEWIDE TRANSPORTATION IMPROVEMENT PROGRAM  
 FISCAL YEARS 2023-2026  
 AMENDMENT # 1  
 Administrative Modification #1

**Legend:**  
 F - Federal Funds  
 TC - Toll Credits Funds  
 S - State /Local Funds  
 T - Total Funds

| Núm.                                  | AC-Code / Oracle # / Fed # / Program Code      | Description                              | Town       | Phase           | 2023             | 2024              | 2025     | 2026       | Total Est. Cost                 | Remarks |  |   |                         |
|---------------------------------------|--|--|------------|-----------------|------------------|-------------------|----------|------------|---------------------------------|---------|--|---|-------------------------|
| <b>UA&lt;200,000 Population (UZA)</b> |  |  |            |                 |                  |                   |          |            |                                 |         |  |   |                         |
| 1                                     | AC-010029<br>S000100029<br>ZP-100(11)<br>ZP-20 | Widening of PR-100 from PR-308 to PR-101 | Cabo Rojo  | NEPA            | F                |                   |          |            |                                 | -       |  |   |                         |
|                                       |  |  |            |                 | TC               |                   |          |            |                                 | -       |  |   |                         |
|                                       |  |  |            |                 | S                |                   |          |            |                                 | -       |  |   |                         |
|                                       |  |  |            |                 | T                |                   |          |            |                                 | -       |  |   |                         |
|                                       |  |  |            | Pre-Engineering | F                |                   |          |            |                                 |         |  | - |                         |
|                                       |  |  |            |                 | TC               |                   |          |            |                                 |         |  | - |                         |
|                                       |  |  |            |                 | S                |                   |          |            |                                 |         |  | - |                         |
|                                       |  |  |            |                 | T                |                   |          |            |                                 |         |  | - |                         |
|                                       |  |  |            | Design          | F                |                   |          |            |                                 |         |  | - |                         |
|                                       |  |  |            |                 | TC               |                   |          |            |                                 |         |  | - |                         |
|                                       |  |  |            |                 | S                |                   |          |            |                                 |         |  | - |                         |
|                                       |  |  |            |                 | T                |                   |          |            |                                 |         |  | - |                         |
| ROW                                   | F  | 120,000                                  |            |                 |                  |                   |          | 120,000    |                                 |         |  |   |                         |
|                                       | TC   | 30,000                                   |            |                 |                  |                   |          | 30,000     |                                 |         |  |   |                         |
|                                       | S  | -  |            |                 |                  |                   |          | -          |                                 |         |  |   |                         |
|                                       | T  | 150,000                                  |            |                 |                  |                   |          | 150,000    |                                 |         |  |   |                         |
| Construction                          | F  | -  | 20,000,000 |                 |                  |                   |          | 20,000,000 |                                 |         |  |   |                         |
|                                       | TC   | -  | 5,000,000  |                 |                  |                   |          | 5,000,000  |                                 |         |  |   |                         |
|                                       | S  | -  |            |                 |                  |                   |          | -          |                                 |         |  |   |                         |
|                                       | T  | -  | 25,000,000 |                 |                  |                   |          | 25,000,000 |                                 |         |  |   |                         |
| <b>Total Estimated Project Cost</b>   |  |  |            |                 | <b>150,000</b>   | <b>25,000,000</b> | <b>-</b> | <b>-</b>   | <b>25,150,000</b>               |         |  |   |                         |
| 2                                     | AC-TBD<br><br>ZP-20                            | PR-2 La Vita                             | Mayaguez   | NEPA            | F                |                   |          |            |                                 | -       |  |   |                         |
|                                       |  |  |            |                 | TC               |                   |          |            |                                 | -       |  |   |                         |
|                                       |  |  |            |                 | S                |                   |          |            |                                 | -       |  |   |                         |
|                                       |  |  |            |                 | T                |                   |          |            |                                 | -       |  |   |                         |
|                                       |  |  |            | Pre-Engineering | F                |                   |          |            |                                 |         |  | - | PE previously obligated |
|                                       |  |  |            |                 | TC               |                   |          |            |                                 |         |  | - | \$949,616.43            |
|                                       |  |  |            |                 | S                |                   |          |            |                                 |         |  | - |                         |
|                                       |  |  |            |                 | T                |                   |          |            |                                 |         |  | - |                         |
|                                       |  |  |            | Design          | F                |                   |          |            |                                 |         |  | - |                         |
|                                       |  |  |            |                 | TC               |                   |          |            |                                 |         |  | - |                         |
|                                       |  |  |            |                 | S                |                   |          |            |                                 |         |  | - |                         |
|                                       |  |  |            |                 | T                |                   |          |            |                                 |         |  | - |                         |
| ROW                                   | F  | 800,000                                  |            |                 |                  |                   |          | 800,000    |                                 |         |  |   |                         |
|                                       | TC   | 200,000                                  |            |                 |                  |                   |          | 200,000    | \$90M has been awarded through  |         |  |   |                         |
|                                       | S  | -  |            |                 |                  |                   |          | -          | Discretionary Funding, \$49M is |         |  |   |                         |
|                                       | T  | 1,000,000                                |            |                 |                  |                   |          | 1,000,000  | pending approval from CDBG and  |         |  |   |                         |
| Construction                          | F  | -  |            |                 |                  |                   |          | -          | \$41M will be provided by the   |         |  |   |                         |
|                                       | TC   | -  |            |                 |                  |                   |          | -          | state.                          |         |  |   |                         |
|                                       | S  | -  |            |                 |                  |                   |          | -          |                                 |         |  |   |                         |
|                                       | T  | -  |            |                 |                  |                   |          | -          |                                 |         |  |   |                         |
| <b>Total Estimated Project Cost</b>   |  |  |            |                 | <b>1,000,000</b> |                   |          |            | <b>1,000,000</b>                |         |  |   |                         |

\*Fund Reconciliation for each project can be found on pages FHWA-3 thru FHWA-6  
 \*\*Retroactive TC will be use for projects currently under construction..

GOVERNMENT OF PUERTO RICO  
 PUERTO RICO DEPARTMENT OF TRANSPORTATION AND PUBLIC WORKS  
 PUERTO RICO HIGHWAY AND TRANSPORTATION AUTHORITY  
 STATEWIDE TRANSPORTATION IMPROVEMENT PROGRAM  
 FISCAL YEARS 2023-2026  
 AMENDMENT # 1  
 Administrative Modification #1

**Legend:**  
 F - Federal Funds  
 TC - Toll Credits Funds  
 S - State /Local Funds  
 T - Total Funds

| Núm.                                  | AC-Code / Oracle # / Fed # / Program Code | Description                        | Town     | Phase           | 2023         | 2024          | 2025 | 2026 | Total Est. Cost | Remarks                           |  |   |           |  |
|---------------------------------------|---|------------------------------------|----------|-----------------|--------------|---------------|------|------|-----------------|-----------------------------------|--|---|-----------|--|
| 3                                     | AC-TBD<br><br>ZP-20                       | Urban Interchange at PR-2 & PR-114 | Mayaguez | NEPA            | F            |               |      |      |                 | -                                 |  |   |           |  |
|                                       |   |                                    |          |                 | TC           |               |      |      |                 | -                                 |  |   |           |  |
|                                       |   |                                    |          |                 | S            |               |      |      |                 | -                                 |  |   |           |  |
|                                       |   |                                    |          |                 |              |               |      |      |                 |                                   |  |   |           |  |
|                                       |   |                                    |          | Pre-Engineering | F            |               |      |      |                 |                                   |  | - |           |  |
|                                       |   |                                    |          |                 | TC           |               |      |      |                 |                                   |  | - |           |  |
|                                       |   |                                    |          |                 | S            |               |      |      |                 |                                   |  | - |           |  |
|                                       |   |                                    |          |                 |              |               |      |      |                 |                                   |  |   |           |  |
|                                       |   |                                    |          | Design          | F            |               |      |      | 800,000         |                                   |  |   | 800,000   |  |
|                                       |   |                                    |          |                 | TC           |               |      |      | 200,000         |                                   |  |   | 200,000   |  |
|                                       |   |                                    |          |                 | S            |               |      |      |                 |                                   |  |   | -         |  |
|                                       |   |                                    |          |                 |              |               |      |      |                 | 1,000,000                         |  |   | 1,000,000 |  |
| ROW                                   | F   |                                    |          |                 |              |               |      |      | -               | Next Phase to Commence in FY 2025 |  |   |           |  |
|                                       | TC  |                                    |          |                 |              |               |      |      | -               |                                   |  |   |           |  |
|                                       | S   |                                    |          |                 |              |               |      |      | -               |                                   |  |   |           |  |
|                                       |   |                                    |          |                 |              |               |      |      |                 |                                   |  |   |           |  |
| Construction                          | F   |                                    |          |                 |              |               |      |      | -               |                                   |  |   |           |  |
|                                       | TC  |                                    |          |                 |              |               |      |      | -               |                                   |  |   |           |  |
|                                       | S   |                                    |          |                 |              |               |      |      | -               |                                   |  |   |           |  |
|                                       |   |                                    |          |                 |              |               |      |      |                 |                                   |  |   |           |  |
|                                       |   |                                    |          |                 |              |               |      |      |                 |                                   |  |   |           |  |
|                                       |   |                                    |          |                 |              |               |      |      |                 |                                   |  |   |           |  |
| <b>Total Estimated Project Cost</b>   |   |                                    |          |                 | -            | 1,000,000     | -    | -    | 1,000,000       |                                   |  |   |           |  |
| <b>UA&lt;200,000 Population (UZA)</b> |   |                                    |          |                 | 1,150,000.00 | 26,000,000.00 | -    | -    | 27,150,000.00   |                                   |  |   |           |  |

\*Fund Reconciliation for each project can be found on pages FHWA-3 thru FHWA-6  
 \*\*Retroactive TC will be use for projects currently under construction..

GOVERNMENT OF PUERTO RICO  
 PUERTO RICO DEPARTMENT OF TRANSPORTATION AND PUBLIC WORKS  
 PUERTO RICO HIGHWAY AND TRANSPORTATION AUTHORITY  
 STATEWIDE TRANSPORTATION IMPROVEMENT PROGRAM  
 FISCAL YEARS 2023-2026  
 AMENDMENT # 1  
 Administrative Modification #1

**Legend:**  
 F - Federal Funds  
 TC - Toll Credits Funds  
 S - State /Local Funds  
 T - Total Funds

| Núm.                                | AC-Code / Oracle # / Fed # / Program Code | Description | Town   | Phase           | 2023 | 2024         | 2025      | 2026 | Total Est. Cost | Remarks   |                                 |
|-------------------------------------|---|-------------|--------|-----------------|------|--------------|-----------|------|-----------------|-----------|---------------------------------|
| <b>Rural</b>                        |   |             |        |                 |      |              |           |      |                 |           |                                 |
| 1                                   | AC-TBD                                    | PR-10       | Utuado | NEPA            | F    |              |           |      |                 | -         | \$550M has been approved by HUD |
|                                     |   |             |        |                 | TC   |              |           |      |                 | -         |                                 |
|                                     |   |             |        |                 | S    |              |           |      |                 | -         |                                 |
|                                     |   |             |        |                 | T    |              |           |      |                 | -         |                                 |
|                                     |   |             |        | Pre-Engineering | F    | -            | 1,600,000 | -    | -               | 1,600,000 |                                 |
|                                     |   |             |        |                 | TC   | -            | 400,000   | -    | -               | 400,000   |                                 |
|                                     |   |             |        |                 | S    |              |           |      |                 | -         |                                 |
|                                     |   |             |        |                 | T    | -            | 2,000,000 |      |                 | 2,000,000 |                                 |
|                                     |   |             |        | Design          | F    |              |           |      |                 | -         |                                 |
|                                     |   |             |        |                 | TC   |              |           |      |                 | -         |                                 |
|                                     |   |             |        |                 | S    |              |           |      |                 | -         |                                 |
|                                     |   |             |        |                 | T    |              |           |      |                 | -         |                                 |
|                                     |   |             |        | ROW             | F    |              |           |      |                 | -         |                                 |
|                                     |   |             |        |                 | TC   |              |           |      |                 | -         |                                 |
|                                     |   |             |        |                 | S    |              |           |      |                 | -         |                                 |
|                                     |   |             |        |                 | T    |              |           |      |                 | -         |                                 |
| Construction                        | F   |             |        |                 |      | -            |           |      |                 |           |                                 |
|                                     | TC  |             |        |                 |      | -            |           |      |                 |           |                                 |
|                                     | S   |             |        |                 |      | -            |           |      |                 |           |                                 |
|                                     | T   |             |        |                 |      | -            |           |      |                 |           |                                 |
| <b>Total Estimated Project Cost</b> |   |             |        |                 | -    | 2,000,000    | -         | -    | 2,000,000       |           |                                 |
| <b>Rural Total</b>                  |   |             |        |                 | -    | 2,000,000.00 | -         | -    | 2,000,000.00    |           |                                 |

\*Fund Reconciliation for each project can be found on pages FHWA-3 thru FHWA-6  
 \*\*Retroactive TC will be use for projects currently under construction..

GOVERNMENT OF PUERTO RICO  
 PUERTO RICO DEPARTMENT OF TRANSPORTATION AND PUBLIC WORKS  
 PUERTO RICO HIGHWAY AND TRANSPORTATION AUTHORITY  
 STATEWIDE TRANSPORTATION IMPROVEMENT PROGRAM  
 FISCAL YEARS 2023-2026  
 AMENDMENT # 1  
 Administrative Modification #1

**Legend:**  
 F - Federal Funds  
 TC - Toll Credits Funds  
 S - State /Local Funds  
 T - Total Funds

| Núm.                                | AC-Code / Oracle # / Fed # / Program Code | Description   | Town       | Phase             | 2023              | 2024              | 2025 | 2026              | Total Est. Cost   | Remarks |                       |  |   |
|-------------------------------------|---|---|------------|-------------------|-------------------|-------------------|------|-------------------|-------------------|---------|-----------------------|--|---|
| <b>Islandwide</b>                   |   |   |            |                   |                   |                   |      |                   |                   |         |                       |  |   |
| 1                                   | AC-TBD<br>ZP-10, ZP-20                    | Pavement Rehabilitation and Reconstruction of Roads (2023)<br>Includes Pavement Set Aside Penalty of 38,096,064   | Islandwide | NEPA              | F                 |                   |      |                   |                   | -       | Please see Appendix C |  |   |
|                                     |   |   |            |                   | TC                |                   |      |                   |                   | -       |                       |  |   |
|                                     |   |   |            |                   | S                 |                   |      |                   |                   | -       |                       |  |   |
|                                     |   |   |            |                   | T                 |                   |      |                   |                   | -       |                       |  |   |
|                                     |   |   |            | Pre-Engineering   | F                 |                   |      |                   |                   |         |                       |  | - |
|                                     |   |   |            |                   | TC                |                   |      |                   |                   |         |                       |  | - |
|                                     |   |   |            |                   | S                 |                   |      |                   |                   |         |                       |  | - |
|                                     |   |   |            |                   | T                 |                   |      |                   |                   |         |                       |  | - |
|                                     |   |   |            | Design            | F                 |                   |      |                   |                   |         |                       |  | - |
|                                     |   |   |            |                   | TC                |                   |      |                   |                   |         |                       |  | - |
|                                     |   |   |            |                   | S                 |                   |      |                   |                   |         |                       |  | - |
|                                     |   |   |            |                   | T                 |                   |      |                   |                   |         |                       |  | - |
| ROW                                 | F   |   |            |                   |                   |                   |      | -                 |                   |         |                       |  |   |
|                                     | TC  |   |            |                   |                   |                   |      | -                 |                   |         |                       |  |   |
|                                     | S   |   |            |                   |                   |                   |      | -                 |                   |         |                       |  |   |
|                                     | T   |   |            |                   |                   |                   |      | -                 |                   |         |                       |  |   |
| Construction                        | F   | 51,280,903  |            |                   |                   |                   |      | 51,280,903        |                   |         |                       |  |   |
|                                     | TC  | 12,820,226  |            |                   |                   |                   |      | 12,820,226        |                   |         |                       |  |   |
|                                     | S   |   |            |                   |                   |                   |      | -                 |                   |         |                       |  |   |
|                                     | T   | <b>64,101,129</b>   |            |                   |                   |                   |      | <b>64,101,129</b> |                   |         |                       |  |   |
| <b>Total Estimated Project Cost</b> |   |   |            |                   | <b>64,101,129</b> | -                 | -    | -                 | <b>64,101,129</b> |         |                       |  |   |
| 2                                   | AC-TBD<br>ZP-10, ZP-20                    | Pavement Rehabilitation and Reconstruction of Roads (2024)<br>Includes Pavement Set Aside Penalty of \$41,759,147 | Islandwide | NEPA              | F                 |                   |      |                   |                   | -       | Please see Appendix C |  |   |
|                                     |   |   |            |                   | TC                |                   |      |                   |                   | -       |                       |  |   |
|                                     |   |   |            |                   | S                 |                   |      |                   |                   | -       |                       |  |   |
|                                     |   |   |            |                   | T                 |                   |      |                   |                   | -       |                       |  |   |
|                                     |   |   |            | Pre-Engineering   | F                 |                   |      |                   |                   |         |                       |  | - |
|                                     |   |   |            |                   | TC                |                   |      |                   |                   |         |                       |  | - |
|                                     |   |   |            |                   | S                 |                   |      |                   |                   |         |                       |  | - |
|                                     |   |   |            |                   | T                 |                   |      |                   |                   |         |                       |  | - |
|                                     |   |   |            | Design            | F                 |                   |      |                   |                   |         |                       |  | - |
|                                     |   |   |            |                   | TC                |                   |      |                   |                   |         |                       |  | - |
|                                     |   |   |            |                   | S                 |                   |      |                   |                   |         |                       |  | - |
|                                     |   |   |            |                   | T                 |                   |      |                   |                   |         |                       |  | - |
| ROW                                 | F   |   |            |                   |                   |                   |      | -                 |                   |         |                       |  |   |
|                                     | TC  |   |            |                   |                   |                   |      | -                 |                   |         |                       |  |   |
|                                     | S   |   |            |                   |                   |                   |      | -                 |                   |         |                       |  |   |
|                                     | T   |   |            |                   |                   |                   |      | -                 |                   |         |                       |  |   |
| Construction                        | F   |   |            | 52,195,476        |                   |                   |      | 52,195,476        |                   |         |                       |  |   |
|                                     | TC  |   |            | 13,048,869        |                   |                   |      | 13,048,869        |                   |         |                       |  |   |
|                                     | S   |   |            |                   |                   |                   |      | -                 |                   |         |                       |  |   |
|                                     | T   |   |            | <b>65,244,345</b> |                   |                   |      | <b>65,244,345</b> |                   |         |                       |  |   |
| <b>Total Estimated Project Cost</b> |   |   |            |                   | -                 | <b>65,244,345</b> | -    | -                 | <b>65,244,345</b> |         |                       |  |   |

\*Fund Reconciliation for each project can be found on pages FHWA-3 thru FHWA-6  
 \*\*Retroactive TC will be use for projects currently under construction..

GOVERNMENT OF PUERTO RICO  
 PUERTO RICO DEPARTMENT OF TRANSPORTATION AND PUBLIC WORKS  
 PUERTO RICO HIGHWAY AND TRANSPORTATION AUTHORITY  
 STATEWIDE TRANSPORTATION IMPROVEMENT PROGRAM  
 FISCAL YEARS 2023-2026  
 AMENDMENT # 1  
 Administrative Modification #1

**Legend:**  
 F - Federal Funds  
 TC - Toll Credits Funds  
 S - State /Local Funds  
 T - Total Funds

| Núm.                                | AC-Code / Oracle # / Fed # / Program Code | Description   | Town       | Phase           | 2023 | 2024       | 2025       | 2026       | Total Est. Cost       | Remarks |  |   |  |
|-------------------------------------|---|---|------------|-----------------|------|------------|------------|------------|-----------------------|---------|--|---|--|
| 3                                   | AC-TBD<br>ZP-10, ZP-20                    | Pavement Rehabilitation and Reconstruction of Roads (2025)<br>Includes Pavement Set Aside Penalty of \$45,625,008 | Islandwide | NEPA            | F    |            |            |            |                       | -       |  |   |  |
|                                     |   |   |            |                 | TC   |            |            |            |                       | -       |  |   |  |
|                                     |   |   |            |                 | S    |            |            |            |                       | -       |  |   |  |
|                                     |   |   |            |                 | T    |            |            |            |                       | -       |  |   |  |
|                                     |   |   |            | Pre-Engineering | F    |            |            |            |                       |         |  | - |  |
|                                     |   |   |            |                 | TC   |            |            |            |                       |         |  | - |  |
|                                     |   |   |            |                 | S    |            |            |            |                       |         |  | - |  |
|                                     |   |   |            |                 | T    |            |            |            |                       |         |  | - |  |
|                                     |   |   |            | Design          | F    |            |            |            |                       |         |  | - |  |
|                                     |   |   |            |                 | TC   |            |            |            |                       |         |  | - |  |
|                                     |   |   |            |                 | S    |            |            |            |                       |         |  | - |  |
|                                     |   |   |            |                 | T    |            |            |            |                       |         |  | - |  |
| ROW                                 | F   |   |            |                 |      |            |            | -          |                       |         |  |   |  |
|                                     | TC  |   |            |                 |      |            |            | -          |                       |         |  |   |  |
|                                     | S   |   |            |                 |      |            |            | -          |                       |         |  |   |  |
|                                     | T   |   |            |                 |      |            |            | -          |                       |         |  |   |  |
| Construction                        | F   |   |            |                 |      | 75,999,529 |            | 75,999,529 |                       |         |  |   |  |
|                                     | TC  |   |            |                 |      | 18,999,882 |            | 18,999,882 |                       |         |  |   |  |
|                                     | S   |   |            |                 |      |            |            | -          | Please see Appendix C |         |  |   |  |
|                                     | T   |   |            |                 |      | 94,999,411 |            | 94,999,411 |                       |         |  |   |  |
| <b>Total Estimated Project Cost</b> |   |   |            |                 | -    | -          | 94,999,411 | -          | 94,999,411            |         |  |   |  |
| 4                                   | AC-TBD<br>ZP-10, ZP-20                    | Pavement Rehabilitation and Reconstruction of Roads (2026)<br>Includes Pavement Set Aside Penalty of \$49,608,611 | Islandwide | NEPA            | F    |            |            |            |                       | -       |  |   |  |
|                                     |   |   |            |                 | TC   |            |            |            |                       | -       |  |   |  |
|                                     |   |   |            |                 | S    |            |            |            |                       | -       |  |   |  |
|                                     |   |   |            |                 | T    |            |            |            |                       | -       |  |   |  |
|                                     |   |   |            | Pre-Engineering | F    |            |            |            |                       |         |  | - |  |
|                                     |   |   |            |                 | TC   |            |            |            |                       |         |  | - |  |
|                                     |   |   |            |                 | S    |            |            |            |                       |         |  | - |  |
|                                     |   |   |            |                 | T    |            |            |            |                       |         |  | - |  |
|                                     |   |   |            | Design          | F    |            |            |            |                       |         |  | - |  |
|                                     |   |   |            |                 | TC   |            |            |            |                       |         |  | - |  |
|                                     |   |   |            |                 | S    |            |            |            |                       |         |  | - |  |
|                                     |   |   |            |                 | T    |            |            |            |                       |         |  | - |  |
| ROW                                 | F   |   |            |                 |      |            |            | -          |                       |         |  |   |  |
|                                     | TC  |   |            |                 |      |            |            | -          |                       |         |  |   |  |
|                                     | S   |   |            |                 |      |            |            | -          |                       |         |  |   |  |
|                                     | T   |   |            |                 |      |            |            | -          |                       |         |  |   |  |
| Construction                        | F   |   |            |                 |      |            | 77,905,929 | 77,905,929 |                       |         |  |   |  |
|                                     | TC  |   |            |                 |      |            | 19,476,482 | 19,476,482 |                       |         |  |   |  |
|                                     | S   |   |            |                 |      |            |            | -          | Please see Appendix C |         |  |   |  |
|                                     | T   |   |            |                 |      |            | 97,382,411 | 97,382,411 |                       |         |  |   |  |
| <b>Total Estimated Project Cost</b> |   |   |            |                 | -    | -          | -          | 97,382,411 | 97,382,411            |         |  |   |  |

\*Fund Reconciliation for each project can be found on pages FHWA-3 thru FHWA-6  
 \*\*Retroactive TC will be use for projects currently under construction..



GOVERNMENT OF PUERTO RICO  
 PUERTO RICO DEPARTMENT OF TRANSPORTATION AND PUBLIC WORKS  
 PUERTO RICO HIGHWAY AND TRANSPORTATION AUTHORITY  
 STATEWIDE TRANSPORTATION IMPROVEMENT PROGRAM  
 FISCAL YEARS 2023-2026  
 AMENDMENT # 1  
 Administrative Modification #1

**Legend:**  
 F - Federal Funds  
 TC - Toll Credits Funds  
 S - State /Local Funds  
 T - Total Funds

| Núm.                                | AC-Code / Oracle # / Fed # / Program Code | Description   | Town       | Phase    |    | 2023             | 2024             | 2025     | 2026     | Total Est. Cost  | Remarks |
|-------------------------------------|---|---|------------|----------|----|------------------|------------------|----------|----------|------------------|---------|
| 5                                   | AC-TBD<br><br>ZP-10                       | SPR-60 - State Planning and Research Program (2023) | Islandwide | NEPA     | F  |                  |                  |          |          | -                |         |
|                                     |   |   |            |          | TC |                  |                  |          |          | -                |         |
|                                     |   |   |            |          | S  |                  |                  |          |          | -                |         |
|                                     |   |   |            |          | T  |                  |                  |          |          | -                |         |
|                                     |   |   |            | Planning | F  | 4,800,000        |                  |          |          | 4,800,000        |         |
|                                     |   |   |            |          | TC | 1,200,000        |                  |          |          | 1,200,000        |         |
|                                     |   |   |            |          | S  |                  |                  |          |          | -                |         |
|                                     |   |   |            |          | T  | 6,000,000        |                  |          |          | 6,000,000        |         |
|                                     |   |   |            | Design   | F  |                  |                  |          |          | -                |         |
|                                     |   |   |            |          | TC |                  |                  |          |          | -                |         |
|                                     |   |   |            |          | S  |                  |                  |          |          | -                |         |
|                                     |   |   |            |          | T  |                  |                  |          |          | -                |         |
|                                     |   |   |            | ROW      | F  |                  |                  |          |          | -                |         |
| TC                                  |   |   |            |          |    | -                |                  |          |          |                  |         |
| S                                   |   |   |            |          |    | -                |                  |          |          |                  |         |
| T                                   |   |   |            |          |    | -                |                  |          |          |                  |         |
| Construction                        | F   |   |            |          |    | -                |                  |          |          |                  |         |
|                                     | TC  |   |            |          |    | -                |                  |          |          |                  |         |
|                                     | S   |   |            |          |    | -                |                  |          |          |                  |         |
|                                     | T   |   |            |          |    | -                |                  |          |          |                  |         |
| <b>Total Estimated Project Cost</b> |   |   |            |          |    | <b>6,000,000</b> | <b>-</b>         | <b>-</b> | <b>-</b> | <b>6,000,000</b> |         |
| 6                                   | AC-TBD<br><br>ZP-10                       | SPR-61 - State Planning and Research Program (2024) | Islandwide | NEPA     | F  |                  |                  |          |          | -                |         |
|                                     |   |   |            |          | TC |                  |                  |          |          | -                |         |
|                                     |   |   |            |          | S  |                  |                  |          |          | -                |         |
|                                     |   |   |            |          | T  |                  |                  |          |          | -                |         |
|                                     |   |   |            | Planning | F  |                  | 4,000,000        |          |          | 4,000,000        |         |
|                                     |   |   |            |          | TC |                  | 1,000,000        |          |          | 1,000,000        |         |
|                                     |   |   |            |          | S  |                  |                  |          |          | -                |         |
|                                     |   |   |            |          | T  |                  | 5,000,000        |          |          | 5,000,000        |         |
|                                     |   |   |            | Design   | F  |                  |                  |          |          | -                |         |
|                                     |   |   |            |          | TC |                  |                  |          |          | -                |         |
|                                     |   |   |            |          | S  |                  |                  |          |          | -                |         |
|                                     |   |   |            |          | T  |                  |                  |          |          | -                |         |
|                                     |   |   |            | ROW      | F  |                  |                  |          |          | -                |         |
| TC                                  |   |   |            |          |    | -                |                  |          |          |                  |         |
| S                                   |   |   |            |          |    | -                |                  |          |          |                  |         |
| T                                   |   |   |            |          |    | -                |                  |          |          |                  |         |
| Construction                        | F   |   |            |          |    | -                |                  |          |          |                  |         |
|                                     | TC  |   |            |          |    | -                |                  |          |          |                  |         |
|                                     | S   |   |            |          |    | -                |                  |          |          |                  |         |
|                                     | T   |   |            |          |    | -                |                  |          |          |                  |         |
| <b>Total Estimated Project Cost</b> |   |   |            |          |    | <b>-</b>         | <b>5,000,000</b> | <b>-</b> | <b>-</b> | <b>5,000,000</b> |         |

\*Fund Reconciliation for each project can be found on pages FHWA-3 thru FHWA-6  
 \*\*Retroactive TC will be use for projects currently under construction..

GOVERNMENT OF PUERTO RICO  
 PUERTO RICO DEPARTMENT OF TRANSPORTATION AND PUBLIC WORKS  
 PUERTO RICO HIGHWAY AND TRANSPORTATION AUTHORITY  
 STATEWIDE TRANSPORTATION IMPROVEMENT PROGRAM  
 FISCAL YEARS 2023-2026  
 AMENDMENT # 1  
 Administrative Modification #1

**Legend:**  
 F - Federal Funds  
 TC - Toll Credits Funds  
 S - State /Local Funds  
 T - Total Funds

| Núm.                                | AC-Code / Oracle # / Fed # / Program Code | Description   | Town       | Phase    | 2023 | 2024 | 2025 | 2026      | Total Est. Cost | Remarks   |           |
|-------------------------------------|---|---|------------|----------|------|------|------|-----------|-----------------|-----------|-----------|
| 7                                   | AC-TBD<br>ZP-10                           | SPR-62 - State Planning and Research Program (2025) | Islandwide | NEPA     | F    |      |      |           | -               |           |           |
|                                     |   |   |            |          | TC   |      |      |           | -               |           |           |
|                                     |   |   |            |          | S    |      |      |           | -               |           |           |
|                                     |   |   |            |          | T    |      |      |           | -               |           |           |
|                                     |   |   |            | Planning | F    |      |      | 4,800,000 |                 | 4,800,000 |           |
|                                     |   |   |            |          | TC   |      |      | 1,200,000 |                 | 1,200,000 |           |
|                                     |   |   |            |          | S    |      |      |           |                 | -         |           |
|                                     |   |   |            |          | T    |      |      | 6,000,000 |                 | 6,000,000 |           |
|                                     |   |   |            | Design   | F    |      |      |           |                 | -         |           |
|                                     |   |   |            |          | TC   |      |      |           |                 | -         |           |
|                                     |   |   |            |          | S    |      |      |           |                 | -         |           |
|                                     |   |   |            |          | T    |      |      |           |                 | -         |           |
|                                     |   |   |            | ROW      | F    |      |      |           |                 | -         |           |
| TC                                  |   |   |            |          |      | -    |      |           |                 |           |           |
| S                                   |   |   |            |          |      | -    |      |           |                 |           |           |
| T                                   |   |   |            |          |      | -    |      |           |                 |           |           |
| Construction                        | F   |   |            |          |      | -    |      |           |                 |           |           |
|                                     | TC  |   |            |          |      | -    |      |           |                 |           |           |
|                                     | S   |   |            |          |      | -    |      |           |                 |           |           |
|                                     | T   |   |            |          |      | -    |      |           |                 |           |           |
| <b>Total Estimated Project Cost</b> |   |   |            |          | -    | #    | -    | -         | 6,000,000       | -         | 6,000,000 |
| 8                                   | AC-TBD<br>ZP-10                           | SPR-63 - State Planning and Research Program (2026) | Islandwide | NEPA     | F    |      |      |           | -               |           |           |
|                                     |   |   |            |          | TC   |      |      |           | -               |           |           |
|                                     |   |   |            |          | S    |      |      |           | -               |           |           |
|                                     |   |   |            |          | T    |      |      |           | -               |           |           |
|                                     |   |   |            | Planning | F    |      |      |           |                 | 4,800,000 | 4,800,000 |
|                                     |   |   |            |          | TC   |      |      |           |                 | 1,200,000 | 1,200,000 |
|                                     |   |   |            |          | S    |      |      |           |                 | -         | -         |
|                                     |   |   |            |          | T    |      |      |           | 6,000,000       | 6,000,000 |           |
|                                     |   |   |            | Design   | F    |      |      |           |                 | -         |           |
|                                     |   |   |            |          | TC   |      |      |           |                 | -         |           |
|                                     |   |   |            |          | S    |      |      |           |                 | -         |           |
|                                     |   |   |            |          | T    |      |      |           |                 | -         |           |
|                                     |   |   |            | ROW      | F    |      |      |           |                 | -         |           |
| TC                                  |   |   |            |          |      | -    |      |           |                 |           |           |
| S                                   |   |   |            |          |      | -    |      |           |                 |           |           |
| T                                   |   |   |            |          |      | -    |      |           |                 |           |           |
| Construction                        | F   |   |            |          |      | -    |      |           |                 |           |           |
|                                     | TC  |   |            |          |      | -    |      |           |                 |           |           |
|                                     | S   |   |            |          |      | -    |      |           |                 |           |           |
|                                     | T   |   |            |          |      | -    |      |           |                 |           |           |
| <b>Total Estimated Project Cost</b> |   |   |            |          | -    | -    | -    | 6,000,000 | 6,000,000       |           |           |

\*Fund Reconciliation for each project can be found on pages FHWA-3 thru FHWA-6  
 \*\*Retroactive TC will be use for projects currently under construction..

GOVERNMENT OF PUERTO RICO  
 PUERTO RICO DEPARTMENT OF TRANSPORTATION AND PUBLIC WORKS  
 PUERTO RICO HIGHWAY AND TRANSPORTATION AUTHORITY  
 STATEWIDE TRANSPORTATION IMPROVEMENT PROGRAM  
 FISCAL YEARS 2023-2026  
 AMENDMENT # 1  
 Administrative Modification #1

**Legend:**  
 F - Federal Funds  
 TC - Toll Credits Funds  
 S - State /Local Funds  
 T - Total Funds

| Núm.                                | AC-Code / Oracle # / Fed # / Program Code | Description   | Town              | Phase             | 2023              | 2024              | 2025              | 2026              | Total Est. Cost                        | Remarks |   |   |  |
|-------------------------------------|---|---|-------------------|-------------------|-------------------|-------------------|-------------------|-------------------|--|---------|---|---|--|
| 9                                   | AC-TBD<br>ZP-10, ZP-20<br>Y110, Y120      | Rehabilitation, Replacement and Critical Bridges Funding to be provided by the Bridge Formula Program under the Bipartisan Infrastructure Law | Islandwide        | NEPA              | F                 |                   |                   |                   |  | -       |   |   |  |
|                                     |   |   |                   |                   | TC                |                   |                   |                   |  |         | - |   |  |
|                                     |   |   |                   |                   | S                 |                   |                   |                   |  |         | - |   |  |
|                                     |   |   |                   |                   | T                 |                   |                   |                   |  |         | - |   |  |
|                                     |   |   |                   | Pre-Engineering   | F                 |                   |                   |                   |  |         |   | - |  |
|                                     |   |   |                   |                   | TC                |                   |                   |                   |  |         |   | - |  |
|                                     |   |   |                   |                   | S                 |                   |                   |                   |  |         |   | - |  |
|                                     |   |   |                   |                   | T                 |                   |                   |                   |  |         |   | - |  |
|                                     |   |   |                   | Design            | F                 |                   |                   |                   |  |         |   | - |  |
|                                     |   |   |                   |                   | TC                |                   |                   |                   |  |         |   | - |  |
|                                     |   |   |                   |                   | S                 |                   |                   |                   |  |         |   | - |  |
|                                     |   |   |                   |                   | T                 |                   |                   |                   |  |         |   | - |  |
| ROW                                 | F   | 160,000   | 140,000           | 1,981,914         | 88,651            | 2,370,565         |                   |                   |  |         |   |   |  |
|                                     | TC  | 40,000  | 35,000            | 495,478           | 22,163            | 592,641           |                   |                   |  |         |   |   |  |
|                                     | S   |   |                   |                   |                   |                   |                   |                   |  |         |   |   |  |
|                                     | T   | <b>200,000</b>  | <b>175,000</b>    | <b>2,477,392</b>  | <b>110,814</b>    | <b>2,963,206</b>  |                   |                   |  |         |   |   |  |
| Construction                        | F   | 12,182,402  | 17,257,594        | 22,869,701        | 27,559,290        | 79,868,986        |                   |                   |  |         |   |   |  |
|                                     | TC  | 3,045,600   | 4,314,398         | 5,717,425         | 6,889,822         | 19,967,246        |                   |                   | See Appendix A for Project List        |         |   |   |  |
|                                     | S   |   |                   |                   |                   |                   |                   |                   |  |         |   |   |  |
|                                     | T   | <b>15,228,002</b>   | <b>21,571,992</b> | <b>28,587,126</b> | <b>34,449,112</b> | <b>99,836,232</b> |                   |                   |  |         |   |   |  |
| <b>Total Estimated Project Cost</b> |   |   |                   |                   | <b>15,428,002</b> | <b>21,746,992</b> | <b>31,064,518</b> | <b>34,559,926</b> | <b>102,799,438</b>                     |         |   |   |  |
| 10                                  | AC-TBD<br>ZP-10, ZP-20<br>Y110, Y120      | Systematic Bridges Preservation Program - Funding to be provided under the Bridge Formula Program under the Bipartisan Infrastructure Law     | Islandwide        | NEPA              | F                 |                   |                   |                   |  | -       |   |   |  |
|                                     |   |   |                   |                   | TC                |                   |                   |                   |  |         | - |   |  |
|                                     |   |   |                   |                   | S                 |                   |                   |                   |  |         | - |   |  |
|                                     |   |   |                   |                   | T                 |                   |                   |                   |  |         | - |   |  |
|                                     |   |   |                   | Pre-Engineering   | F                 |                   |                   |                   |  |         |   | - |  |
|                                     |   |   |                   |                   | TC                |                   |                   |                   |  |         |   | - |  |
|                                     |   |   |                   |                   | S                 |                   |                   |                   |  |         |   | - |  |
|                                     |   |   |                   |                   | T                 |                   |                   |                   |  |         | - |   |  |
|                                     |   |   |                   | Design            | F                 |                   |                   |                   |  |         |   | - |  |
|                                     |   |   |                   |                   | TC                |                   |                   |                   |  |         |   | - |  |
|                                     |   |   |                   |                   | S                 |                   |                   |                   |  |         |   | - |  |
|                                     |   |   |                   |                   | T                 |                   |                   |                   |  |         | - |   |  |
| ROW                                 | F   |   | 48,000            | 80,000            | 20,382            | 148,382           |                   |                   |  |         |   |   |  |
|                                     | TC  |   | 12,000            | 20,000            | 5,096             | 37,096            |                   |                   |  |         |   |   |  |
|                                     | S   |   |                   |                   |                   |                   |                   |                   |  |         |   |   |  |
|                                     | T   |   | <b>60,000</b>     | <b>100,000</b>    | <b>25,478</b>     | <b>185,478</b>    |                   |                   |  |         |   |   |  |
| Construction                        | F   | 23,657,598  | 18,554,406        | 11,068,386        | 8,331,676         | 61,612,066        |                   |                   |  |         |   |   |  |
|                                     | TC  | 5,914,400   | 4,638,602         | 2,767,096         | 2,082,919         | 15,403,017        |                   |                   | Please See Appendix A for Project List |         |   |   |  |
|                                     | S   |   |                   |                   |                   |                   |                   |                   |  |         |   |   |  |
|                                     | T   | <b>29,571,998</b>   | <b>23,193,008</b> | <b>13,835,482</b> | <b>10,414,595</b> | <b>77,015,083</b> |                   |                   |  |         |   |   |  |
| <b>Total Estimated Project Cost</b> |   |   |                   |                   | <b>29,571,998</b> | <b>23,253,008</b> | <b>13,935,482</b> | <b>10,440,073</b> | <b>77,200,561</b>                      |         |   |   |  |

\*Fund Reconciliation for each project can be found on pages FHWA-3 thru FHWA-6  
 \*\*Retroactive TC will be use for projects currently under construction..

GOVERNMENT OF PUERTO RICO  
 PUERTO RICO DEPARTMENT OF TRANSPORTATION AND PUBLIC WORKS  
 PUERTO RICO HIGHWAY AND TRANSPORTATION AUTHORITY  
 STATEWIDE TRANSPORTATION IMPROVEMENT PROGRAM  
 FISCAL YEARS 2023-2026  
 AMENDMENT # 1  
 Administrative Modification #1

**Legend:**  
 F - Federal Funds  
 TC - Toll Credits Funds  
 S - State /Local Funds  
 T - Total Funds

| Núm.                                | AC-Code / Oracle # / Fed # / Program Code | Description                     | Town       | Phase           | 2023             | 2024             | 2025     | 2026      | Total Est. Cost | Remarks          |  |           |
|-------------------------------------|---|---------------------------------|------------|-----------------|------------------|------------------|----------|-----------|-----------------|------------------|--|-----------|
| 11                                  | AC_TBD<br><br>ZP-20                       | Bridge Inventory System NBIS 39 | Islandwide | NEPA            | F                |                  |          |           |                 | -                |  |           |
|                                     |   |                                 |            |                 | TC               |                  |          |           |                 | -                |  |           |
|                                     |   |                                 |            |                 | S                |                  |          |           |                 | -                |  |           |
|                                     |   |                                 |            |                 | T                |                  |          |           |                 | -                |  |           |
|                                     |   |                                 |            | Pre-Engineering | F                |                  |          |           |                 |                  |  | -         |
|                                     |   |                                 |            |                 | TC               |                  |          |           |                 |                  |  | -         |
|                                     |   |                                 |            |                 | S                |                  |          |           |                 |                  |  | -         |
|                                     |   |                                 |            |                 | T                |                  |          |           |                 |                  |  | -         |
|                                     |   |                                 |            | Design          | F                | 6,400,000        |          |           |                 |                  |  | 6,400,000 |
|                                     |   |                                 |            |                 | TC               | 1,600,000        |          |           |                 |                  |  | 1,600,000 |
|                                     |   |                                 |            |                 | S                |                  |          |           |                 |                  |  | -         |
|                                     |   |                                 |            |                 | T                | 8,000,000        |          |           |                 |                  |  | 8,000,000 |
| ROW                                 | F   |                                 |            |                 |                  |                  |          | -         |                 |                  |  |           |
|                                     | TC  |                                 |            |                 |                  |                  |          | -         |                 |                  |  |           |
|                                     | S   |                                 |            |                 |                  |                  |          | -         |                 |                  |  |           |
|                                     | T   |                                 |            |                 |                  |                  |          | -         |                 |                  |  |           |
| Construction                        | F   |                                 |            |                 |                  |                  |          | -         |                 |                  |  |           |
|                                     | TC  |                                 |            |                 |                  |                  |          | -         |                 |                  |  |           |
|                                     | S   |                                 |            |                 |                  |                  |          | -         |                 |                  |  |           |
|                                     | T   |                                 |            |                 |                  |                  |          | -         |                 |                  |  |           |
| <b>Total Estimated Project Cost</b> |   |                                 |            |                 | <b>8,000,000</b> | <b>-</b>         | <b>-</b> | <b>-</b>  | <b>-</b>        | <b>8,000,000</b> |  |           |
| 12                                  | AC-TBD<br><br>ZP-20                       | Bridge Inventory System NBIS 40 | Islandwide | NEPA            | F                |                  |          |           |                 | -                |  |           |
|                                     |   |                                 |            |                 | TC               |                  |          |           |                 | -                |  |           |
|                                     |   |                                 |            |                 | S                |                  |          |           |                 | -                |  |           |
|                                     |   |                                 |            |                 | T                |                  |          |           |                 | -                |  |           |
|                                     |   |                                 |            | Pre-Engineering | F                |                  |          |           |                 |                  |  | -         |
|                                     |   |                                 |            |                 | TC               |                  |          |           |                 |                  |  | -         |
|                                     |   |                                 |            |                 | S                |                  |          |           |                 |                  |  | -         |
|                                     |   |                                 |            |                 | T                |                  |          |           |                 |                  |  | -         |
|                                     |   |                                 |            | Design          | F                |                  |          | 6,400,000 |                 |                  |  | 6,400,000 |
|                                     |   |                                 |            |                 | TC               |                  |          | 1,600,000 |                 |                  |  | 1,600,000 |
|                                     |   |                                 |            |                 | S                |                  |          |           |                 |                  |  | -         |
|                                     |   |                                 |            |                 | T                |                  |          | 8,000,000 |                 |                  |  | 8,000,000 |
| ROW                                 | F   |                                 |            |                 |                  |                  |          | -         |                 |                  |  |           |
|                                     | TC  |                                 |            |                 |                  |                  |          | -         |                 |                  |  |           |
|                                     | S   |                                 |            |                 |                  |                  |          | -         |                 |                  |  |           |
|                                     | T   |                                 |            |                 |                  |                  |          | -         |                 |                  |  |           |
| Construction                        | F   |                                 |            |                 |                  |                  |          | -         |                 |                  |  |           |
|                                     | TC  |                                 |            |                 |                  |                  |          | -         |                 |                  |  |           |
|                                     | S   |                                 |            |                 |                  |                  |          | -         |                 |                  |  |           |
|                                     | T   |                                 |            |                 |                  |                  |          | -         |                 |                  |  |           |
| <b>Total Estimated Project Cost</b> |   |                                 |            |                 | <b>-</b>         | <b>8,000,000</b> | <b>-</b> | <b>-</b>  | <b>-</b>        | <b>8,000,000</b> |  |           |

\*Fund Reconciliation for each project can be found on pages FHWA-3 thru FHWA-6  
 \*\*Retroactive TC will be use for projects currently under construction..

GOVERNMENT OF PUERTO RICO  
 PUERTO RICO DEPARTMENT OF TRANSPORTATION AND PUBLIC WORKS  
 PUERTO RICO HIGHWAY AND TRANSPORTATION AUTHORITY  
 STATEWIDE TRANSPORTATION IMPROVEMENT PROGRAM  
 FISCAL YEARS 2023-2026  
 AMENDMENT # 1  
 Administrative Modification #1

**Legend:**  
 F - Federal Funds  
 TC - Toll Credits Funds  
 S - State /Local Funds  
 T - Total Funds

| Núm.                                | AC-Code / Oracle # / Fed # / Program Code | Description                     | Town       | Phase           | 2023 | 2024 | 2025      | 2026 | Total Est. Cost | Remarks   |           |           |
|-------------------------------------|---|---------------------------------|------------|-----------------|------|------|-----------|------|-----------------|-----------|-----------|-----------|
| 13                                  | AC-TBD<br>ZP-20                           | Bridge Inventory System NBIS 41 | Islandwide | NEPA            | F    |      |           |      |                 | -         |           |           |
|                                     |   |                                 |            |                 | TC   |      |           |      |                 | -         |           |           |
|                                     |   |                                 |            |                 | S    |      |           |      |                 | -         |           |           |
|                                     |   |                                 |            |                 | T    |      |           |      |                 | -         |           |           |
|                                     |   |                                 |            | Pre-Engineering | F    |      |           |      |                 |           |           | -         |
|                                     |   |                                 |            |                 | TC   |      |           |      |                 |           |           | -         |
|                                     |   |                                 |            |                 | S    |      |           |      |                 |           |           | -         |
|                                     |   |                                 |            |                 | T    |      |           |      |                 |           |           | -         |
|                                     |   |                                 |            | Design          | F    |      |           |      |                 | 6,400,000 |           | 6,400,000 |
|                                     |   |                                 |            |                 | TC   |      |           |      |                 | 1,600,000 |           | 1,600,000 |
|                                     |   |                                 |            |                 | S    |      |           |      |                 |           |           | -         |
|                                     |   |                                 |            |                 | T    |      |           |      |                 | 8,000,000 |           | 8,000,000 |
| ROW                                 | F   |                                 |            |                 |      |      |           | -    |                 |           |           |           |
|                                     | TC  |                                 |            |                 |      |      |           | -    |                 |           |           |           |
|                                     | S   |                                 |            |                 |      |      |           | -    |                 |           |           |           |
|                                     | T   |                                 |            |                 |      |      |           | -    |                 |           |           |           |
| Construction                        | F   |                                 |            |                 |      |      |           | -    |                 |           |           |           |
|                                     | TC  |                                 |            |                 |      |      |           | -    |                 |           |           |           |
|                                     | S   |                                 |            |                 |      |      |           | -    |                 |           |           |           |
|                                     | T   |                                 |            |                 |      |      |           | -    |                 |           |           |           |
| <b>Total Estimated Project Cost</b> |   |                                 |            |                 | -    | -    | 8,000,000 | -    | 8,000,000       |           |           |           |
| 14                                  | AC-TBD<br>ZP-20                           | Bridge Inventory System NBIS 42 | Islandwide | NEPA            | F    |      |           |      |                 | -         |           |           |
|                                     |   |                                 |            |                 | TC   |      |           |      |                 | -         |           |           |
|                                     |   |                                 |            |                 | S    |      |           |      |                 | -         |           |           |
|                                     |   |                                 |            |                 | T    |      |           |      |                 | -         |           |           |
|                                     |   |                                 |            | Pre-Engineering | F    |      |           |      |                 |           |           | -         |
|                                     |   |                                 |            |                 | TC   |      |           |      |                 |           |           | -         |
|                                     |   |                                 |            |                 | S    |      |           |      |                 |           |           | -         |
|                                     |   |                                 |            |                 | T    |      |           |      |                 |           |           | -         |
|                                     |   |                                 |            | Design          | F    |      |           |      |                 |           | 6,400,000 | 6,400,000 |
|                                     |   |                                 |            |                 | TC   |      |           |      |                 |           | 1,600,000 | 1,600,000 |
|                                     |   |                                 |            |                 | S    |      |           |      |                 |           |           | -         |
|                                     |   |                                 |            |                 | T    |      |           |      |                 |           | 8,000,000 | 8,000,000 |
| ROW                                 | F   |                                 |            |                 |      |      |           | -    |                 |           |           |           |
|                                     | TC  |                                 |            |                 |      |      |           | -    |                 |           |           |           |
|                                     | S   |                                 |            |                 |      |      |           | -    |                 |           |           |           |
|                                     | T   |                                 |            |                 |      |      |           | -    |                 |           |           |           |
| Construction                        | F   |                                 |            |                 |      |      |           | -    |                 |           |           |           |
|                                     | TC  |                                 |            |                 |      |      |           | -    |                 |           |           |           |
|                                     | S   |                                 |            |                 |      |      |           | -    |                 |           |           |           |
|                                     | T   |                                 |            |                 |      |      |           | -    |                 |           |           |           |
| <b>Total Estimated Project Cost</b> |   |                                 |            |                 | -    | -    | 8,000,000 | -    | 8,000,000       |           |           |           |

\*Fund Reconciliation for each project can be found on pages FHWA-3 thru FHWA-6  
 \*\*Retroactive TC will be use for projects currently under construction..

GOVERNMENT OF PUERTO RICO  
 PUERTO RICO DEPARTMENT OF TRANSPORTATION AND PUBLIC WORKS  
 PUERTO RICO HIGHWAY AND TRANSPORTATION AUTHORITY  
 STATEWIDE TRANSPORTATION IMPROVEMENT PROGRAM  
 FISCAL YEARS 2023-2026  
 AMENDMENT # 1  
 Administrative Modification #1

**Legend:**  
 F - Federal Funds  
 TC - Toll Credits Funds  
 S - State /Local Funds  
 T - Total Funds

| Núm.                                | AC-Code / Oracle # / Fed # / Program Code             | Description   | Town       | Phase           |            | 2023              | 2024              | 2025              | 2026              | Total Est. Cost    | Remarks                                |  |   |   |  |
|-------------------------------------|---|---|------------|-----------------|------------|-------------------|-------------------|-------------------|-------------------|--------------------|--|--|---|---|--|
| 15                                  | AC-TBD<br>ZP-10, ZP-20                                | Intelligent Transportation System (ITS)   | Islandwide | NEPA            | F          |                   |                   |                   |                   | -                  |  |  |   |   |  |
|                                     |   |   |            |                 | TC         |                   |                   |                   |                   | -                  |  |  |   |   |  |
|                                     |   |   |            |                 | S          |                   |                   |                   |                   | -                  |  |  |   |   |  |
|                                     |   |   |            |                 |            |                   |                   |                   |                   |                    |  |  |   |   |  |
|                                     |   |   |            | Pre-Engineering | F          |                   |                   |                   |                   |                    |  |  | - |   |  |
|                                     |   |   |            |                 | TC         |                   |                   |                   |                   |                    |  |  | - |   |  |
|                                     |   |   |            |                 | S          |                   |                   |                   |                   |                    |  |  | - |   |  |
|                                     |   |   |            |                 |            |                   |                   |                   |                   |                    |  |  |   |   |  |
|                                     |   |   |            | Design          | F          |                   |                   |                   |                   |                    |  |  |   | - |  |
|                                     |   |   |            |                 | TC         |                   |                   |                   |                   |                    |  |  |   | - |  |
| S                                   |   |   |            |                 |            |                   |                   |                   |                   | -                  |  |  |   |   |  |
|                                     |   |   |            |                 |            |                   |                   |                   |                   |                    |  |  |   |   |  |
| ROW                                 | F   |   |            |                 |            |                   |                   |                   |                   | -                  |  |  |   |   |  |
|                                     | TC  |   |            |                 |            |                   |                   |                   |                   | -                  |  |  |   |   |  |
|                                     | S   |   |            |                 |            |                   |                   |                   |                   | -                  |  |  |   |   |  |
|                                     |   |   |            |                 |            |                   |                   |                   |                   |                    |  |  |   |   |  |
| Construction                        | F   | 5,480,000   | 5,480,000  | 5,480,000       | 5,480,000  | 21,920,000        |                   |                   |                   |                    |  |  |   |   |  |
|                                     | TC  | 1,370,000   | 1,370,000  | 1,370,000       | 1,370,000  | 5,480,000         |                   |                   |                   |                    | Please See Appendix D for Project List |  |   |   |  |
|                                     | S   |   |            |                 |            | -                 |                   |                   |                   |                    |  |  |   |   |  |
|                                     | T   | 6,850,000   | 6,850,000  | 6,850,000       | 6,850,000  | 27,400,000        |                   |                   |                   |                    |  |  |   |   |  |
| <b>Total Estimated Project Cost</b> |   |   |            |                 |            | <b>6,850,000</b>  | <b>6,850,000</b>  | <b>6,850,000</b>  | <b>6,850,000</b>  | <b>27,400,000</b>  |  |  |   |   |  |
| 16                                  | AC-TBD<br>ZP-10, ZP-20, ZP-30<br>ZP-40, ZP-50<br>YP31 | Highway Safety Improvements - Includes Puerto Rico Section 154 and 164 Penalty of \$3,800,000 (HSIP-Eligible Activities) & Vulnerable Roads | Islandwide | NEPA            | F          |                   |                   |                   |                   |                    | -                                      |  |   |   |  |
|                                     |   |   |            |                 | TC         |                   |                   |                   |                   |                    | -                                      |  |   |   |  |
|                                     |   |   |            |                 | S          |                   |                   |                   |                   |                    | -                                      |  |   |   |  |
|                                     |   |   |            |                 |            |                   |                   |                   |                   |                    |  |  |   |   |  |
|                                     |   |   |            | Pre-Engineering | F          |                   |                   |                   |                   |                    |  |  |   | - |  |
|                                     |   |   |            |                 | TC         |                   |                   |                   |                   |                    |  |  |   | - |  |
|                                     |   |   |            |                 | S          |                   |                   |                   |                   |                    |  |  |   | - |  |
|                                     |   |   |            |                 |            |                   |                   |                   |                   |                    |  |  |   |   |  |
|                                     |   |   |            | Design          | F          |                   |                   |                   |                   |                    |  |  |   | - |  |
|                                     |   |   |            |                 | TC         |                   |                   |                   |                   |                    |  |  |   | - |  |
| S                                   |   |   |            |                 |            |                   |                   |                   |                   | -                  |  |  |   |   |  |
|                                     |   |   |            |                 |            |                   |                   |                   |                   |                    |  |  |   |   |  |
| ROW                                 | F   |   |            |                 |            |                   |                   |                   |                   | -                  |  |  |   |   |  |
|                                     | TC  |   |            |                 |            |                   |                   |                   |                   | -                  |  |  |   |   |  |
|                                     | S   |   |            |                 |            |                   |                   |                   |                   | -                  |  |  |   |   |  |
|                                     |   |   |            |                 |            |                   |                   |                   |                   |                    |  |  |   |   |  |
| Construction                        | F   | 37,377,039  | 29,497,792 | 32,740,906      | 35,638,146 | 135,253,884       |                   |                   |                   |                    |  |  |   |   |  |
|                                     | TC  | 9,344,260   | 7,374,448  | 8,185,227       | 8,909,537  | 33,813,471        |                   |                   |                   |                    | Please See Appendix B for Project List |  |   |   |  |
|                                     | S   |   |            |                 |            | -                 |                   |                   |                   |                    |  |  |   |   |  |
|                                     | T   | 46,721,299  | 36,872,240 | 40,926,133      | 44,547,683 | 169,067,355       |                   |                   |                   |                    |  |  |   |   |  |
| <b>Total Estimated Project Cost</b> |   |   |            |                 |            | <b>46,721,299</b> | <b>36,872,240</b> | <b>40,926,133</b> | <b>44,547,683</b> | <b>169,067,355</b> |  |  |   |   |  |

\*Fund Reconciliation for each project can be found on pages FHWA-3 thru FHWA-6  
 \*\*Retroactive TC will be use for projects currently under construction..

GOVERNMENT OF PUERTO RICO  
 PUERTO RICO DEPARTMENT OF TRANSPORTATION AND PUBLIC WORKS  
 PUERTO RICO HIGHWAY AND TRANSPORTATION AUTHORITY  
 STATEWIDE TRANSPORTATION IMPROVEMENT PROGRAM  
 FISCAL YEARS 2023-2026  
 AMENDMENT # 1  
 Administrative Modification #1

**Legend:**  
 F - Federal Funds  
 TC - Toll Credits Funds  
 S - State /Local Funds  
 T - Total Funds

| Núm.                                | AC-Code / Oracle # / Fed # / Program Code | Description                                     | Town       | Phase           | 2023               | 2024               | 2025               | 2026                | Total Est. Cost    | Remarks |   |   |  |
|-------------------------------------|---|---|------------|-----------------|--------------------|--------------------|--------------------|---------------------|--------------------|---------|---|---|--|
| 17                                  | AC-TBD<br><br>Y130                        | National Electric Vehicle Infrastructure (NEVI) | Islandwide | NEPA            | F                  |                    |                    |                     |                    | -       |   |   |  |
|                                     |   |   |            |                 | TC                 |                    |                    |                     |                    |         | - |   |  |
|                                     |   |   |            |                 | S                  |                    |                    |                     |                    |         | - |   |  |
|                                     |   |   |            |                 | T                  |                    |                    |                     |                    |         | - |   |  |
|                                     |   |   |            | Pre-Engineering | F                  |                    |                    |                     |                    |         |   | - |  |
|                                     |   |   |            |                 | TC                 |                    |                    |                     |                    |         |   | - |  |
|                                     |   |   |            |                 | S                  |                    |                    |                     |                    |         |   | - |  |
|                                     |   |   |            |                 | T                  |                    |                    |                     |                    |         |   | - |  |
|                                     |   |   |            | Design          | F                  |                    |                    |                     |                    |         |   | - |  |
|                                     |   |   |            |                 | TC                 |                    |                    |                     |                    |         |   | - |  |
|                                     |   |   |            |                 | S                  |                    |                    |                     |                    |         |   | - |  |
|                                     |   |   |            |                 | T                  |                    |                    |                     |                    |         |   | - |  |
|                                     |   |   |            | ROW             | F                  |                    |                    |                     |                    |         |   | - |  |
|                                     |   |   |            |                 | TC                 |                    |                    |                     |                    |         |   | - |  |
|                                     |   |   |            |                 | S                  |                    |                    |                     |                    |         |   | - |  |
|                                     |   |   |            |                 | T                  |                    |                    |                     |                    |         |   | - |  |
| Construction                        | F   | 3,719,749                                       | 1,616,392  | 1,616,392       | 1,616,392          | 8,568,925          |                    |                     |                    |         |   |   |  |
|                                     | TC  | 929,937   | 404,098    | 404,098         | 404,098            | 2,142,231          |                    | FY 2022 - 2,915,577 |                    |         |   |   |  |
|                                     | S   | -   | -          | -               | -                  | -                  |                    | FY 2023 - 2,020,490 |                    |         |   |   |  |
|                                     | T   | 4,649,686                                       | 2,020,490  | 2,020,490       | 2,020,490          | 10,711,156         |                    |                     |                    |         |   |   |  |
| <b>Total Estimated Project Cost</b> |   |   |            |                 | <b>4,649,686</b>   | <b>2,020,490</b>   | <b>2,020,490</b>   | <b>2,020,490</b>    | <b>10,711,156</b>  |         |   |   |  |
| <b>Islandwide Total</b>             |   |   |            |                 | <b>181,608,495</b> | <b>168,987,075</b> | <b>203,796,034</b> | <b>209,800,583</b>  | <b>763,905,806</b> |         |   |   |  |

\*Fund Reconciliation for each project can be found on pages FHWA-3 thru FHWA-6  
 \*\*Retroactive TC will be use for projects currently under construction..

GOVERNMENT OF PUERTO RICO  
 PUERTO RICO DEPARTMENT OF TRANSPORTATION AND PUBLIC WORKS  
 PUERTO RICO HIGHWAY AND TRANSPORTATION AUTHORITY  
 STATEWIDE TRANSPORTATION IMPROVEMENT PROGRAM  
 FISCAL YEARS 2023-2026  
**EARMARK**

**Legend:**  
 F - Federal Funds  
 TC - Toll Credits Funds  
 S - State /Local Funds  
 T - Total Funds

| Núm.                                | AC-Code / Oracle # / Fed # / Program Code | Description                                    | Town             | Phase           | Fed. Past Obligations / Locally Funded | 2023             | 2024 | 2025             | 2026 | Future Investment | Total Est. Cost | Remarks |
|-------------------------------------|---|--|------------------|-----------------|--|------------------|------|------------------|------|-------------------|-----------------|---------|
| 1                                   | AC-TBD Earmark                            | Reconstruction PR-181 km. 38.6 - 55.0          | Gurabo           | NEPA            | F                                      | -                | -    | -                | -    | -                 | -               | -       |
|                                     |   |  |                  |                 | TC                                     | -                | -    | -                | -    | -                 | -               |         |
|                                     |   |  |                  |                 | S                                      | -                | -    | -                | -    | -                 | -               |         |
|                                     |   |  |                  |                 | T                                      | -                | -    | -                | -    | -                 | -               |         |
|                                     |   |  |                  | Pre-Engineering | F                                      | -                | -    | -                | -    | -                 | -               | -       |
|                                     |   |  |                  |                 | TC                                     | -                | -    | -                | -    | -                 | -               | -       |
|                                     |   |  |                  |                 | S                                      | -                | -    | -                | -    | -                 | -               | -       |
|                                     |   |  |                  |                 | T                                      | -                | -    | -                | -    | -                 | -               |         |
|                                     |   |  |                  | Design          | F                                      | -                | -    | -                | -    | -                 | -               | -       |
|                                     |   |  |                  |                 | TC                                     | -                | -    | -                | -    | -                 | -               | -       |
|                                     |   |  |                  |                 | S                                      | -                | -    | -                | -    | -                 | -               | -       |
|                                     |   |  |                  |                 | T                                      | -                | -    | -                | -    | -                 | -               |         |
|                                     |   |  |                  | ROW             | F                                      | -                | -    | -                | -    | -                 | -               | -       |
|                                     |   |  |                  |                 | TC                                     | -                | -    | -                | -    | -                 | -               | -       |
|                                     |   |  |                  |                 | S                                      | -                | -    | -                | -    | -                 | -               | -       |
|                                     |   |  |                  |                 | T                                      | -                | -    | -                | -    | -                 | -               |         |
| Construction                        | F   | -  | 3,840,000        | -               | -                                      | -                | -    | 3,840,000        |      |                   |                 |         |
|                                     | TC  | -  | -                | -               | -                                      | -                | -    | -                |      |                   |                 |         |
|                                     | S   | -  | 960,000          | -               | -                                      | -                | -    | 960,000          |      |                   |                 |         |
|                                     | T   | -  | <b>4,800,000</b> | -               | -                                      | -                | -    | <b>4,800,000</b> |      |                   |                 |         |
| <b>Total Estimated Project Cost</b> |   |  |                  |                 | -                                      | <b>4,800,000</b> | -    | -                | -    | <b>4,800,000</b>  |                 |         |
| 2                                   | AC-TBD Earmark                            | Connector Phase 2 PR-122 from PR-321 to PR-166 | Lajas San German | NEPA            | F                                      | -                | -    | -                | -    | -                 | -               | -       |
|                                     |   |  |                  |                 | TC                                     | -                | -    | -                | -    | -                 | -               |         |
|                                     |   |  |                  |                 | S                                      | -                | -    | -                | -    | -                 | -               |         |
|                                     |   |  |                  |                 | T                                      | -                | -    | -                | -    | -                 | -               |         |
|                                     |   |  |                  | Pre-Engineering | F                                      | -                | -    | -                | -    | -                 | -               | -       |
|                                     |   |  |                  |                 | TC                                     | -                | -    | -                | -    | -                 | -               | -       |
|                                     |   |  |                  |                 | S                                      | -                | -    | -                | -    | -                 | -               | -       |
|                                     |   |  |                  |                 | T                                      | -                | -    | -                | -    | -                 | -               |         |
|                                     |   |  |                  | Design          | F                                      | -                | -    | -                | -    | -                 | -               | -       |
|                                     |   |  |                  |                 | TC                                     | -                | -    | -                | -    | -                 | -               | -       |
|                                     |   |  |                  |                 | S                                      | -                | -    | -                | -    | -                 | -               | -       |
|                                     |   |  |                  |                 | T                                      | -                | -    | -                | -    | -                 | -               |         |
|                                     |   |  |                  | ROW             | F                                      | -                | -    | -                | -    | -                 | -               | -       |
|                                     |   |  |                  |                 | TC                                     | -                | -    | -                | -    | -                 | -               | -       |
|                                     |   |  |                  |                 | S                                      | -                | -    | -                | -    | -                 | -               | -       |
|                                     |   |  |                  |                 | T                                      | -                | -    | -                | -    | -                 | -               |         |
| Construction                        | F   | -  | 2,400,000        | -               | -                                      | -                | -    | 2,400,000        |      |                   |                 |         |
|                                     | TC  | -  | -                | -               | -                                      | -                | -    | -                |      |                   |                 |         |
|                                     | S   | -  | 600,000          | -               | -                                      | -                | -    | 600,000          |      |                   |                 |         |
|                                     | T   | -  | <b>3,000,000</b> | -               | -                                      | -                | -    | <b>3,000,000</b> |      |                   |                 |         |
| <b>Total Estimated Project Cost</b> |   |  |                  |                 | -                                      | <b>3,000,000</b> | -    | -                | -    | <b>3,000,000</b>  |                 |         |



GOVERNMENT OF PUERTO RICO  
 PUERTO RICO DEPARTMENT OF TRANSPORTATION AND PUBLIC WORKS  
 PUERTO RICO HIGHWAY AND TRANSPORTATION AUTHORITY  
 STATEWIDE TRANSPORTATION IMPROVEMENT PROGRAM  
 FISCAL YEARS 2023-2026  
 ISLANDWIDE EMERGENCY RELIEF PROJECT - HEAVY RAINS OF MARCH 2012

**Legend:**  
 F - Federal Funds  
 TC - Toll Credits Funds  
 S - State/Local Funds  
 T - Total Funds

| Núm.                                | AC-Code / Oracle # / Fed # / Program Code | Description                                   | Town   | Phase           | Fed. Past Obligations / Locally Funded | 2023 | 2024      | 2025 | 2026 | Future Investment | Total Est. Cost | Remarks |
|-------------------------------------|---|---|--------|-----------------|--|------|-----------|------|------|-------------------|-----------------|---------|
|                                     |   |   |        | NEPA            | F                                      | -    | -         | -    | -    | -                 | -               |         |
|                                     |   |   |        |                 | TC                                     | -    | -         | -    | -    | -                 | -               |         |
|                                     |   |   |        |                 | S                                      | -    | -         | -    | -    | -                 | -               |         |
|                                     |   |   |        |                 | T                                      | -    | -         | -    | -    | -                 | -               |         |
|                                     |   |   |        | Pre-Engineering | F                                      | -    | -         | -    | -    | -                 | -               |         |
|                                     |   |   |        |                 | TC                                     | -    | -         | -    | -    | -                 | -               |         |
|                                     |   |   |        |                 | S                                      | -    | -         | -    | -    | -                 | -               |         |
|                                     |   |   |        |                 | T                                      | -    | -         | -    | -    | -                 | -               |         |
| 1                                   | AC-111133<br>R000111133<br>ER-90          | Reconstruction PR-111 kms.<br>10.8, 5.7, 12.5 | Utuado | Design          | F                                      | -    | -         | -    | -    | -                 | -               |         |
|                                     |   |   |        |                 | TC                                     | -    | -         | -    | -    | -                 | -               |         |
|                                     |   |   |        |                 | S                                      | -    | -         | -    | -    | -                 | -               |         |
|                                     |   |   |        |                 | T                                      | -    | -         | -    | -    | -                 | -               |         |
|                                     |   |   |        | ROW             | F                                      | -    | -         | -    | -    | -                 | -               |         |
|                                     |   |   |        |                 | TC                                     | -    | -         | -    | -    | -                 | -               |         |
|                                     |   |   |        |                 | S                                      | -    | -         | -    | -    | -                 | -               |         |
|                                     |   |   |        |                 | T                                      | -    | -         | -    | -    | -                 | -               |         |
|                                     |   |   |        | Construction    | F                                      | -    | 2,080,000 | -    | -    | -                 | 2,080,000       |         |
|                                     |   |   |        |                 | TC                                     | -    | 520,000   | -    | -    | -                 | 520,000         |         |
|                                     |   |   |        |                 | S                                      | -    | -         | -    | -    | -                 | -               |         |
|                                     |   |   |        |                 | T                                      | -    | 2,600,000 | -    | -    | -                 | 2,600,000       |         |
| <b>Total Estimated Project Cost</b> |   |   |        |                 |  | -    | 2,600,000 | -    | -    | -                 | 2,600,000       |         |

Project Obligated. Additional funding is being requested under FY 23 Regular Funding

GOVERNMENT OF PUERTO RICO  
 PUERTO RICO DEPARTMENT OF TRANSPORTATION AND PUBLIC WORKS  
 PUERTO RICO HIGHWAY AND TRANSPORTATION AUTHORITY  
 STATEWIDE TRANSPORTATION IMPROVEMENT PROGRAM  
 FISCAL YEARS 2023-2026  
**FEDERAL LANDS AGREEMENT**

**Legend:**  
 F - Federal Funds  
 TC - Toll Credits Funds  
 S - State /Local Funds  
 T - Total Funds

| Núm. | AC-Code / Oracle # / Fed # / Program Code | Description   | Town       | Phase        | Fed. Past Obligations / Locally Funded | STIP Fiscal Year |                  |      |      | Future Investment | Total Est. Cost  | Remarks   |
|------|---|---|------------|--------------|--|------------------|------------------|------|------|-------------------|------------------|-----------|
|      |   |   |            |              |  | 2023             | 2024             | 2025 | 2026 |                   |                  |           |
| 1    | PR ERFO FS 2017-1(1) LC                   | El Yunque National Forest - Emergency Landslide Repairs   | Rio Grande | Construction | F                                      | -                | 2,000,000        | -    | -    | -                 | -                | 2,000,000 |
|      |   |   |            |              | TC                                     | -                | -                | -    | -    | -                 | -                |           |
|      |   |   |            |              | S                                      | -                | -                | -    | -    | -                 | -                |           |
|      |   |   |            |              | <b>T</b>                               |                  | <b>2,000,000</b> |      |      |                   | <b>2,000,000</b> |           |
| 2    | PR ERFO FS 2017-1(2) LC                   | El Yunque National Forest - Emergency Repairs at PR-930   | Rio Grande | Construction | F                                      | -                | 2,200,000        | -    | -    | -                 | -                | 2,200,000 |
|      |   |   |            |              | TC                                     | -                | -                | -    | -    | -                 | -                |           |
|      |   |   |            |              | S                                      | -                | -                | -    | -    | -                 | -                |           |
|      |   |   |            |              | <b>T</b>                               |                  | <b>2,200,000</b> |      |      |                   | <b>2,200,000</b> |           |
| 3    | PR FEMA 2017-1(10)                        | PRHTA - FEMA Branch 3 - Contract 1  | Islandwide | Construction | F                                      | -                | 5,000,000        | -    | -    | -                 | -                | 5,000,000 |
|      |   |   |            |              | TC                                     | -                | -                | -    | -    | -                 | -                |           |
|      |   |   |            |              | S                                      | -                | -                | -    | -    | -                 | -                |           |
|      |   |   |            |              | <b>T</b>                               |                  | <b>5,000,000</b> |      |      |                   | <b>5,000,000</b> |           |
| 4    | PR-FEMA 2017-1(12)                        | PRHTA - FEMA Branch 4 - Contract 2  | Islandwide | Construction | F                                      | -                | 5,000,000        | -    | -    | -                 | -                | 5,000,000 |
|      |   |   |            |              | TC                                     | -                | -                | -    | -    | -                 | -                |           |
|      |   |   |            |              | S                                      | -                | -                | -    | -    | -                 | -                |           |
|      |   |   |            |              | <b>T</b>                               |                  | <b>5,000,000</b> |      |      |                   | <b>5,000,000</b> |           |
| 5    | PR-FEMA 2017-1(14)                        | PRHTA - FEMA Branch 2 - Contract 3  | Islandwide | Construction | F                                      | -                | 4,000,000        | -    | -    | -                 | -                | 4,000,000 |
|      |   |   |            |              | TC                                     | -                | -                | -    | -    | -                 | -                |           |
|      |   |   |            |              | S                                      | -                | -                | -    | -    | -                 | -                |           |
|      |   |   |            |              | <b>T</b>                               |                  | <b>4,000,000</b> |      |      |                   | <b>4,000,000</b> |           |
| 6    | PR-FEMA 2017-1(16)                        | PRHTA - FEMA Branch 4 - Contract 3  | Islandwide | Construction | F                                      | -                | 4,000,000        | -    | -    | -                 | -                | 4,000,000 |
|      |   |   |            |              | TC                                     | -                | -                | -    | -    | -                 | -                |           |
|      |   |   |            |              | S                                      | -                | -                | -    | -    | -                 | -                |           |
|      |   |   |            |              | <b>T</b>                               |                  | <b>4,000,000</b> |      |      |                   | <b>4,000,000</b> |           |
| 7    | PR-FEMA 2017-1(8)                         | PRHTA - FEMA Branch 2 - Contract 1  | Islandwide | Construction | F                                      | -                | 5,000,000        | -    | -    | -                 | -                | 5,000,000 |
|      |   |   |            |              | TC                                     | -                | -                | -    | -    | -                 | -                |           |
|      |   |   |            |              | S                                      | -                | -                | -    | -    | -                 | -                |           |
|      |   |   |            |              | <b>T</b>                               |                  | <b>5,000,000</b> |      |      |                   | <b>5,000,000</b> |           |
| 8    | PR-FLAP LAJAS LCA(1)                      | Rehabilitate the only Vehicular Entrance to Laguna Cartegana NWR & Replace a section of guardrail             | Los Llanos | Design       | F                                      | -                | 125,000          | -    | -    | -                 | -                | 125,000   |
|      |   |   |            |              | TC                                     | -                | -                | -    | -    | -                 | -                |           |
|      |   |   |            |              | S                                      | -                | -                | -    | -    | -                 | -                |           |
|      |   |   |            |              | <b>T</b>                               |                  | <b>125,000</b>   |      |      |                   | <b>125,000</b>   |           |
| 9    | PR FS ROUTE 10 STORM DAMAGE               | El Yunque - Pavement & Drainage Repair 0.5 miles from the intersection with PR-191 to an existing observation | Rio Grande | Design       | F                                      | -                | 1,500,000        | -    | -    | -                 | -                | 1,500,000 |
|      |   |   |            |              | TC                                     | -                | -                | -    | -    | -                 | -                |           |
|      |   |   |            |              | S                                      | -                | -                | -    | -    | -                 | -                |           |
|      |   |   |            |              | <b>T</b>                               |                  | <b>1,500,000</b> |      |      |                   | <b>1,500,000</b> |           |
| 10   | PR FS ROUTE 27 STORM DAMAGE               | El Yunque - Landslide and Culvert Repairs starting at the Int. with FS Route 930 to 3.2 miles southeast       | Rio Grande | Construction | F                                      | -                | 130,000          | -    | -    | -                 | -                | 130,000   |
|      |   |   |            |              | TC                                     | -                | -                | -    | -    | -                 | -                |           |
|      |   |   |            |              | S                                      | -                | -                | -    | -    | -                 | -                |           |
|      |   |   |            |              | <b>T</b>                               |                  | <b>130,000</b>   |      |      |                   | <b>130,000</b>   |           |

GOVERNMENT OF PUERTO RICO  
 PUERTO RICO DEPARTMENT OF TRANSPORTATION AND PUBLIC WORKS  
 PUERTO RICO HIGHWAY AND TRANSPORTATION AUTHORITY  
 STATEWIDE TRANSPORTATION IMPROVEMENT PROGRAM  
 FISCAL YEARS 2023-2026  
**FEDERAL LANDS AGREEMENT**

**Legend:**  
 F - Federal Funds  
 TC - Toll Credits Funds  
 S - State/Local Funds  
 T - Total Funds

| Núm. | AC-Code / Oracle # / Fed # / Program Code | Description  | Town       | Phase  | Fed. Past Obligations / Locally Funded | STIP Fiscal Year |                   |                   |      | Future Investment | Total Est. Cost   | Remarks    |
|------|---|--|------------|--------|--|------------------|-------------------|-------------------|------|-------------------|-------------------|------------|
|      |   |  |            |        |  | 2023             | 2024              | 2025              | 2026 |                   |                   |            |
| 11   | PR ST<br>FEMA PR (1)                      | Design of Permanent Repairs in Puerto Rico funded by FEMA                  | Islandwide | Design | F                                      | -                | 36,000,000        | -                 | -    | -                 | -                 | 36,000,000 |
|      |   |  |            |        | TC                                     | -                | -                 | -                 | -    | -                 | -                 |            |
|      |   |  |            |        | S                                      | -                | -                 | -                 | -    | -                 | -                 |            |
|      |   |  |            |        | <b>T</b>                               |                  | <b>36,000,000</b> |                   |      |                   | <b>36,000,000</b> |            |
| 12   | RPR ERFO FS<br>2017-1(3)                  | El Yunque - Repair storm damage at 43 sites on PR-191 & 3 sites on PR-9938 | Rio Grande | Design | F                                      | -                | -                 | 1,000,000         | -    | -                 | -                 | 1,000,000  |
|      |   |  |            |        | TC                                     | -                | -                 | -                 | -    | -                 | -                 |            |
|      |   |  |            |        | S                                      | -                | -                 | -                 | -    | -                 | -                 |            |
|      |   |  |            |        | <b>T</b>                               |                  |                   | <b>10,000,000</b> |      |                   | <b>10,000,000</b> |            |
| 13   | PR04                                      | Repairs to Slope Failures in PR-9966 / PRDOT El Yunque National Forest     | Rio Grande | Design | F                                      | -                | 833,326.50        | -                 | -    | -                 | -                 | 833,326.50 |
|      |   |  |            |        | TC                                     | -                | -                 | -                 | -    | -                 | -                 |            |
|      |   |  |            |        | S                                      | -                | -                 | -                 | -    | -                 | -                 |            |
|      |   |  |            |        | <b>T</b>                               |                  | <b>833,326.50</b> |                   |      |                   | <b>833,326.50</b> |            |

| ADDITIONAL BRIDGE CONSTRUCTION PROJECTS TO BE WORKED FOR ALL BRIDGE PROGRAMS* |                     |           |                          |               |              |                                       |                         |
|---|---------------------|-----------|--------------------------|---------------|--------------|---------------------------------------|-------------------------|
| Bridge ID   | Road                | Km        | Feature Intersected      | Municipality  | Project Type | Bridge Rehabilitation and Replacement | Bridge Preservation     |
| 177   | PR 14               | 63.30     | MATON RIVER              | CAYEY         | PERMANENT    | \$6,000,000.00                        |                         |
| 181   | PR 15               | 1.04      | GUAMANI RIVER            | GUAYAMA       | PERMANENT    | \$1,507,275.00                        |                         |
| 335   | PR 155              | 50.20     | MOROVIS RIVER            | MOROVIS       | PERMANENT    | \$2,000,000.00                        |                         |
| 376   | PR-167              | 13.70     | CANCEL CREEK             | BAYAMON       | PERMANENT    | \$3,000,000.00                        |                         |
| 512   | PR 676              | 7.10      | CIBUCO RIVER             | VEGA BAJA     | PERMANENT    | \$2,000,000.00                        |                         |
| 1008  | PR 18               | 2.60      | PR 17 PIÑERO AVENUE      | SAN JUAN      | PERMANENT    | \$15,175,000.00                       |                         |
| 1012  | PR 18               | 2.60      | DOMENECH STREET          | SAN JUAN      | PERMANENT    | \$11,275,000.00                       |                         |
| 1016  | PR 18               | 1.15      | PR 23 (ROOSEVELT AV.)    | SAN JUAN      | PERMANENT    | \$17,093,606.46                       |                         |
| 1073  | PR-52 NORTHBOUND    | 95.20     | PR-506 KM 1.5            | PONCE         | PERMANENT    | \$1,662,392.22                        |                         |
| 1074  | PR-52 SOUTHBOUND    | 95.20     | PR-506 KM 1.5            | PONCE         | PERMANENT    | \$1,662,392.22                        |                         |
| 1085  | PR-163 WESTBOUND    | 1.30      | PORTUGUES RIVER          | PONCE         | PERMANENT    | \$4,000,000.00                        |                         |
| 1086  | PR 163 EASTBOUND    | 1.30      | PORTUGUES RIVER          | PONCE         | PERMANENT    | \$4,000,000.00                        |                         |
| 1112  | OFF PR 4484         | 0.20      | DEPRESSION               | QUEBRADILLAS  | PERMANENT    | \$4,640,000.00                        |                         |
| 1125  | OFF PR 372          | 0.30      | DUEY RIVER               | YAUCO         | PERMANENT    | \$3,960,000.00                        |                         |
| 1140  | PR-52 NORTHBOUND    | 92.50     | JACAGUAS RIVER           | JUANA DIAZ    | PERMANENT    | \$5,450,457.34                        |                         |
| 1141  | PR-52 SOUTHBOUND    | 92.40     | JACAGUAS RIVER           | JUANA DIAZ    | PERMANENT    | \$5,450,457.34                        |                         |
| 1225  | PR-52 NORTHBOUND    | 67.00     | LOCAL ACCESS ROAD        | SALINAS       | PERMANENT    |                                       | \$425,318.40            |
| 1228  | PR-52 SOUTHBOUND    | 66.60     | NIGUA RIVER              | SALINAS       | PERMANENT    | \$3,264,000.00                        |                         |
| 1232  | PR-52 NORTHBOUND    | 66.20     | PR-1                     | SALINAS       | PERMANENT    | \$1,591,833.60                        |                         |
| 1233  | PR-52 SOUTHBOUND    | 66.20     | PR-1                     | SALINAS       | PERMANENT    | \$1,611,302.40                        |                         |
| 1251  | PR 52 SOUTHBOUND    | 1.00      | PR 177                   | SAN JUAN      | PERMANENT    | \$6,000,000.00                        |                         |
| 1259  | PR-52 SOUTHBOUND    | 15.10     | PR-52                    | SAN JUAN      | PERMANENT    | \$6,283,008.00                        |                         |
| 1351  | LOCAL ROAD          | 0.05      | CUBUY RIVER              | CANOVANAS     | PERMANENT    | \$3,300,000.00                        |                         |
| 1377  | RURAL LOCAL ROAD    | 0.01      | CUBUY RIVER              | CANOVANAS     | PERMANENT    | \$2,000,000.00                        |                         |
| 1772  | PR 167              | 9.10      | LA PLATA RIVER           | BAYAMON       | PERMANENT    | \$12,288,761.10                       |                         |
| 1819  | PR-181              | 5.50      | GRANDE DE LOIZA RIVER    | TRUJILLO ALTO | PERMANENT    | \$7,677,619.20                        |                         |
| 1849  | PERIFERAL ST.       | 0.40      | PR-20 (MRTNZ. NADAL EXP) | GUAYNABO      | PERMANENT    | \$3,000,000.00                        |                         |
| 1932  | PR-60               | 1.70      | LOCAL ROAD & MABU CREEK  | HUMACAO       | PERMANENT    | \$26,173,442.10                       |                         |
| 1951  | OFF PR 704          | 2.00      | OBISPO CREEK             | COAMO         | PERMANENT    | \$3,300,000.00                        |                         |
| 2012  | PR 18               | 4.70      | CHARDON STREET           | SAN JUAN      | PERMANENT    | \$18,225,000.00                       |                         |
| 2036  | PR-52 SOUTHBOUND    | 48.70     | DEPRESSION               | CAYEY         | PERMANENT    | \$9,500,000.00                        |                         |
| 2037  | PR-52 NORTHBOUND    | 48.70     | DEPRESSION               | CAYEY         | PERMANENT    | \$7,000,000.00                        |                         |
| 2056  | PR-52 SOUTHBOUND    | 57.40     | MAJADAS RIVER & PR-712   | SALINAS       | PERMANENT    | \$5,000,000.00                        |                         |
| 2059  | PR-52 NORTHBOUND    | 57.40     | MAJADAS RIVER & PR-712   | SALINAS       | PERMANENT    | \$5,000,000.00                        |                         |
| 2150  | ACUARIO STREET      | 0.01      | SAN JOSE LAGOON CHANNEL  | CAROLINA      | PERMANENT    | \$5,000,000.00                        |                         |
| 2151  | LUNA STREET         | 0.01      | SAN JOSE LAGOON CHANNEL  | CAROLINA      | PERMANENT    | \$5,000,000.00                        |                         |
| 2179  | FLO. ROMERO ST.     | 0.00      | CREEK                    | CAGUAS        | PERMANENT    | \$1,650,000.00                        |                         |
| 2249  | PR-149              | 67.50     | LA JOYA CREEK            | PONCE         | PERMANENT    | \$2,021,760.00                        |                         |
| 2254  | OFF PR 173          | 0.10      | HONDA CREEK              | AIBONITO      | PERMANENT    | \$1,650,000.00                        |                         |
| 2269  | PR-52               | 106.10    | PORTUGUES RIVER          | PONCE         | PERMANENT    | \$21,997,440.00                       |                         |
| 2392  | OFF PR 191          | 1.10      | WATERWAY                 | NAGUABO       | PERMANENT    | \$3,300,000.00                        |                         |
| 2550  | OFF PR 535          | 0.10      | CA#165:AS RIVER          | JUANA DIAZ    | PERMANENT    | \$2,000,000.00                        |                         |
| 2553  | OFF PR 765          | 0.16      | BLANCA CREEK             | SAN LORENZO   | PERMANENT    | \$1,650,000.00                        |                         |
| 2573  | OFF PR 372          | 0.20      | DUEY RIVER               | YAUCO         | PERMANENT    | \$1,650,000.00                        |                         |
| 2588  | OFF PR 184          | 0.10      | GRANDE DE PATILLAS RIVER | PATILLAS      | PERMANENT    | \$3,500,000.00                        |                         |
| 2627  | OFF PR 788          | 0.10      | UNKNOWN CREEK            | SAN LORENZO   | PERMANENT    | \$1,040,000.00                        |                         |
| 2631  | OFF PR 123          | 48.10     | ADJUNTAS RIVER           | UTUADO        | PERMANENT    | \$2,000,000.00                        |                         |
| 2709  | OFF 348 @ KM 1.2    | 1.20      | BRUJO RIVER              | SAN GERMAN    | PERMANENT    | \$2,000,000.00                        |                         |
| 2736  | PR-7736             | 0.10      | PLATA CREEK              | CAYEY         | PERMANENT    | \$2,000,000.00                        |                         |
| 2749  | LOCAL ROAD          | 1.28      | MATON RIVER              | CAYEY         | PERMANENT    | \$2,000,000.00                        |                         |
| 2860  | LAS LOZAS STREET    | 0.20      | CAMUY RIVER              | UTUADO        | PERMANENT    | \$3,960,000.00                        |                         |
| 2952  | OFF PR-157 AT 2.20  | 0.48      | RIACHUELOS RIVER         | OROCOVIS      | PERMANENT    | \$600,000.00                          |                         |
| 3015  | Off PR-3 Km. 153.20 | 10,000.00 | Unnamed Creek            | SALINAS       | PERMANENT    | \$1,040,000.00                        |                         |
| 3051  | Off PR-149 KM. 42.3 | 0.04      | CREEK                    | OROCOVIS      | PERMANENT    | \$3,500,000.00                        |                         |
| <b>Construction</b>   |                     |           |                          |               |              | <b>\$282,650,746.99</b>               | <b>\$425,318.40</b>     |
| <b>Total RR + PRES</b>  |                     |           |                          |               |              |                                       | <b>\$283,076,065.39</b> |

\*  
1) These projects are based on the priorities and inspection reports available on February 2022. The final list of project and their order of execution and bidding may vary.  
2) Preliminary estimate based on deck area and typical construction unit cost for the expected scope.

Appendix A

| BRIDGE PROJECTS - DESIGN |      |    |                     |              |              |                | 2023   |                     |  |                     | 2024                                  |                     |  |                     | 2025   |                     |  |                     | 2026   |                     |  |                     |
|--------------------------|------|----|---------------------|--------------|--------------|----------------|--|---------------------|--|---------------------|---------------------------------------|---------------------|--|---------------------|--|---------------------|--|---------------------|--|---------------------|--|---------------------|
|                          |      |    |                     |              |              |                | Bridge (Main) [Y110]                                     |                     | Off-System Bridges [Y120]                                |                     | Bridge (Main) [Y110]                  |                     | Off-System Bridges [Y120]                                |                     | Bridge (Main) [Y110]                                     |                     | Off-System Bridges [Y120]                                |                     | Bridge (Main) [Y110]                                     |                     | Off-System Bridges [Y120]                                |                     |
|                          |      |    |                     |              |              |                | Bridge Rehabilitation and Replacement & Critical Finding | Bridge Preservation | Bridge Rehabilitation and Replacement & Critical Finding | Bridge Preservation | Bridge Rehabilitation and Replacement | Bridge Preservation | Bridge Rehabilitation and Replacement & Critical Finding | Bridge Preservation | Bridge Rehabilitation and Replacement & Critical Finding | Bridge Preservation | Bridge Rehabilitation and Replacement & Critical Finding | Bridge Preservation | Bridge Rehabilitation and Replacement & Critical Finding | Bridge Preservation | Bridge Rehabilitation and Replacement & Critical Finding | Bridge Preservation |
| Bridge ID                | Road | Km | Feature Intersected | Municipality | Project Type | Project Number | DESIGN   | DESIGN              | DESIGN   | DESIGN              | DESIGN                                | DESIGN              | DESIGN   | DESIGN              | DESIGN   | DESIGN              | DESIGN   | DESIGN              |  |                     |  |                     |
| TOTAL DESIGN             |      |    |                     |              |              |                | \$0.00   | \$0.00              | \$0.00   | \$0.00              | \$0.00                                | \$0.00              | \$0.00   | \$0.00              | \$0.00   | \$0.00              | \$0.00   | \$0.00              | \$0.00   |                     |  |                     |

| BRIDGE PROJECTS - ROW |                    |       |                         |              |              |                | 2023                      |                     |                           |                     | 2024                      |                     |                           |                     | 2025                      |                     |                           |                     | 2026                      |                     |                           |                     |
|-----------------------|--------------------|-------|-------------------------|--------------|--------------|----------------|---------------------------|---------------------|---------------------------|---------------------|---------------------------|---------------------|---------------------------|---------------------|---------------------------|---------------------|---------------------------|---------------------|---------------------------|---------------------|---------------------------|---------------------|
|                       |                    |       |                         |              |              |                | Bridge (Main) [Y110]      |                     | Off-System Bridges [Y120] |                     | Bridge (Main) [Y110]      |                     | Off-System Bridges [Y120] |                     | Bridge (Main) [Y110]      |                     | Off-System Bridges [Y120] |                     | Bridge (Main) [Y110]      |                     | Off-System Bridges [Y120] |                     |
|                       |                    |       |                         |              |              |                | Bridge Rehabilitation and | Bridge Preservation | Bridge Rehabilitation and | Bridge Preservation | Bridge Rehabilitation and | Bridge Preservation | Bridge Rehabilitation and | Bridge Preservation | Bridge Rehabilitation and | Bridge Preservation | Bridge Rehabilitation and | Bridge Preservation | Bridge Rehabilitation and | Bridge Preservation | Bridge Rehabilitation and | Bridge Preservation |
| Bridge ID             | Road               | Km    | Feature Intersected     | Municipality | Project Type | Project Number | ROW                       | ROW                 | ROW                       | ROW                 | ROW                       | ROW                 | ROW                       | ROW                 | ROW                       | ROW                 | ROW                       | ROW                 |                           |                     |                           |                     |
| 105                   | PR 955             | 2.00  | JUAN GONZALEZ CREEK     | RIO GRANDE   | PERMANENT    | AC-095505      |                           |                     |                           |                     |                           |                     |                           |                     |                           |                     |                           | \$44,325.78         |                           |                     |                           |                     |
| 158                   | PR 123             | 59.30 | DEPRESSION              | UTUADO       | PERMANENT    | AC-012332      |                           |                     |                           |                     |                           |                     |                           | \$250,000.00        |                           |                     |                           |                     |                           |                     |                           |                     |
| 162                   | PR 123             | 66.70 | EL JOBO CREEK           | ARECIBO      | PERMANENT    | AC-230014      |                           |                     |                           |                     | \$10,000.00               |                     |                           |                     |                           |                     |                           |                     |                           |                     |                           |                     |
| 176                   | PR 14              | 57.25 | HONDA CREEK             | AIBONITO     | PERMANENT    | AC-140027      |                           |                     |                           |                     |                           |                     |                           |                     |                           |                     |                           | \$66,488.66         |                           |                     |                           |                     |
| 217                   | PR 106             | 2.50  | GANDEL CREEK            | MAYAGUEZ     | PERMANENT    | AC-010612      |                           |                     |                           |                     | \$50,000.00               |                     |                           |                     |                           |                     |                           |                     |                           |                     |                           |                     |
| 348                   | PR 777             | 0.1   | CAGUITAS RIVER          | CAGUAS       | PERMANENT    | AC-230013      |                           |                     |                           |                     |                           |                     |                           |                     |                           |                     |                           | \$12,738.92         |                           |                     |                           |                     |
| 453                   | PR 187             | 1.9   | CASTAÑON CHANNEL        | RIO GRANDE   | PERMANENT    |                |                           |                     |                           |                     |                           |                     |                           |                     | \$100,000.00              |                     |                           |                     |                           |                     |                           |                     |
| 530                   | PR 759             | 2.80  | DE LOS CHINOS CREEK     | MAUNABO      | PERMANENT    | AC-075919      |                           |                     |                           |                     |                           |                     |                           | \$387,542.00        |                           |                     |                           |                     |                           |                     |                           |                     |
| 549                   | PR 825             | 0.10  | GUADIANA RIVER          | NARANJITO    | PERMANENT    | AC-082509      |                           |                     |                           |                     |                           |                     |                           | \$504,850.00        |                           |                     |                           |                     |                           |                     |                           |                     |
| 589                   | PR-102             | 7.40  | GUANAJIBO RIVER         | MAYAGUEZ     | PERMANENT    | AC-010273      |                           |                     |                           |                     |                           |                     |                           | \$250,000.00        |                           |                     |                           |                     |                           |                     |                           |                     |
| 670                   | PR 654             | 0.20  | GRANDE DE ARECIBO RIVER | ARECIBO      | PERMANENT    | AC-065404      |                           |                     |                           |                     |                           |                     |                           | \$10,000.00         |                           |                     |                           |                     |                           |                     |                           |                     |
| 703                   | PR 836             | 4.10  | GUAYNABO RIVER          | GUAYNABO     | PERMANENT    | AC-220008      |                           |                     |                           |                     |                           |                     |                           | \$100,000.00        |                           |                     |                           |                     |                           |                     |                           |                     |
| 1133                  | OFF PR 200         | 0.01  | CREEK                   | VIEQUES      | PERMANENT    | AC-800478      |                           |                     |                           |                     |                           |                     |                           |                     | \$300,000.00              |                     |                           |                     |                           |                     |                           |                     |
| 1311                  | EUGENIO ASTOR AV.  | 1.20  | BAIROA RIVER            | CAGUAS       | PERMANENT    | AC-230013      |                           |                     |                           |                     |                           |                     |                           |                     |                           |                     |                           | \$12,738.92         |                           |                     |                           |                     |
| 1325                  | PR 757             | 4.00  | DEL APEADERO RIVER      | PATILLAS     | PERMANENT    |                |                           |                     |                           |                     |                           |                     |                           | \$50,000.00         |                           |                     |                           |                     |                           |                     |                           |                     |
| 1381                  | PR 103             | 3.60  | CHANNEL                 | CABO ROJO    | PERMANENT    | AC-010313      |                           |                     |                           |                     | \$50,000.00               |                     |                           |                     |                           |                     |                           |                     |                           |                     |                           |                     |
| 1497                  | PR 826             | 3.00  | GUADI ANA RIVER         | NARANJITO    | PERMANENT    | AC-082601      |                           |                     |                           |                     |                           |                     |                           | \$400,000.00        |                           |                     |                           |                     |                           |                     |                           |                     |
| 1597                  | LOCAL ROAD         | 0.1   | JOBITOS CREEK           | VILLALBA     | PERMANENT    | AC-220061      |                           |                     | \$100,000.00              |                     |                           |                     |                           |                     |                           |                     |                           |                     |                           |                     |                           |                     |
| 1598                  | LOCAL ROAD         | 0.05  | CARICABOA RIVER         | JAYUYA       | PERMANENT    | AC-220061      |                           |                     | \$100,000.00              |                     |                           |                     |                           |                     |                           |                     |                           |                     |                           |                     |                           |                     |
| 1740                  | LOCAL ROAD         | 0.5   | GRANDE DE MAUNABO RIVER | MAUNABO      | PERMANENT    | AC-PENDING     |                           |                     |                           |                     |                           |                     |                           |                     | \$25,000.00               |                     |                           |                     |                           |                     |                           |                     |
| 1851                  | PR-9929            | 0.10  | CREEK                   | SAN LORENZO  | PERMANENT    | AC-992904      |                           |                     |                           |                     |                           |                     |                           | \$100,000.00        |                           |                     |                           |                     |                           |                     |                           |                     |
| 1944                  | OFF PR 157 AT 3.80 | 0.1   | DE CACAOS CREEK         | OROCOVIS     | PERMANENT    |                |                           |                     |                           |                     |                           |                     |                           |                     | \$100,000.00              |                     |                           |                     |                           |                     |                           |                     |
| 2178                  | SANTA ELENA STREET | 0.1   | CREEK                   | YABUCOA      | PERMANENT    | AC-230009      |                           |                     |                           |                     |                           | \$25,000.00         |                           |                     |                           |                     |                           |                     |                           |                     |                           |                     |
| 2192                  | CASILLAS STREET    | 0.05  | LOS MUERTOS CREEK       | HUMACAO      | PERMANENT    | AC-230009      |                           |                     |                           |                     |                           | \$25,000.00         |                           |                     |                           |                     |                           |                     |                           |                     |                           |                     |
| 2482                  | OFF PR-335         | 0.90  | YAUCO RIVER             | YAUCO        | PERMANENT    | AC-PENDING     |                           |                     |                           |                     |                           | \$50,000.00         |                           |                     |                           |                     |                           |                     |                           |                     |                           |                     |
| 2506                  | LOCAL ROAD         | 0.2   | CANAS RIVER             | AGUADA       | PERMANENT    | AC-230015      |                           |                     |                           |                     |                           | \$25,000.00         |                           |                     |                           |                     |                           |                     |                           |                     |                           |                     |
| TOTAL ROW             |                    |       |                         |              |              |                | \$0.00                    | \$0.00              | \$200,000.00              | \$0.00              | \$50,000.00               | \$60,000.00         | \$125,000.00              | \$0.00              | \$1,952,392.00            | \$100,000.00        | \$525,000.00              | \$0.00              | \$110,814.44              | \$0.00              | \$0.00                    | \$25,477.85         |

Projects may move between fiscal years based on PS&E readiness and budget availability.



Appendix A

| BRIDGE PROJECTS - CONSTRUCTION |                     |        |  |              |                  |                | 2023                      |                     |                           |                     | 2024                      |                     |                           |                     | 2025                      |                     |                           |                     | 2026                      |                     |                           |                     |
|--------------------------------|---------------------|--------|--|--------------|------------------|----------------|---------------------------|---------------------|---------------------------|---------------------|---------------------------|---------------------|---------------------------|---------------------|---------------------------|---------------------|---------------------------|---------------------|---------------------------|---------------------|---------------------------|---------------------|
|                                |                     |        |  |              |                  |                | Bridge (Main) [Y110]      |                     | Off-System Bridges [Y120] |                     | Bridge (Main) [Y110]      |                     | Off-System Bridges [Y120] |                     | Bridge (Main) [Y110]      |                     | Off-System Bridges [Y120] |                     | Bridge (Main) [Y110]      |                     | Off-System Bridges [Y120] |                     |
|                                |                     |        |  |              |                  |                | ZP-10/20                  | ZP-10/20            | ZP-10/20                  | ZP-10/20            | ZP-10/20                  | ZP-10/20            | ZP-10/20                  | ZP-10/20            | ZP-10/20                  | ZP-10/20            | ZP-10/20                  | ZP-10/20            | ZP-10/20                  | ZP-10/20            | ZP-10/20                  | ZP-10/20            |
|                                |                     |        |  |              |                  |                | Bridge Rehabilitation and | Bridge Preservation | Bridge Rehabilitation and | Bridge Preservation | Bridge Rehabilitation and | Bridge Preservation | Bridge Rehabilitation and | Bridge Preservation | Bridge Rehabilitation and | Bridge Preservation | Bridge Rehabilitation and | Bridge Preservation | Bridge Rehabilitation and | Bridge Preservation | Bridge Rehabilitation and | Bridge Preservation |
| Bridge ID                      | Road                | Km     | Feature Intersected                            | Municipality | Project Type     | Project Number | CONSTRUCTION              | CONSTRUCTION        | CONSTRUCTION              | CONSTRUCTION        | CONSTRUCTION              | CONSTRUCTION        | CONSTRUCTION              | CONSTRUCTION        | CONSTRUCTION              | CONSTRUCTION        | CONSTRUCTION              | CONSTRUCTION        | CONSTRUCTION              |                     |                           |                     |
| 2402                           | PR-53 SOUTHBOUND    | 35.90  | CHANNEL  | HUMACAO      | PERMANENT        | AC-800591      |                           |                     |                           |                     |                           |                     |                           |                     |                           |                     |                           |                     |                           |                     |                           |                     |
| 2403                           | PR-53 NORTHBOUND    | 35.90  | CHANNEL  | HUMACAO      | PERMANENT        | AC-800591      |                           |                     |                           |                     |                           |                     |                           |                     |                           |                     |                           |                     |                           |                     |                           |                     |
| 2464                           | OFF PR 747 AT K0.2  | 0.10   | TRINIDAD CREEK                                 | GUAYAMA      | CRITICAL FINDING | AC-230031      |                           |                     |                           |                     |                           |                     |                           |                     |                           |                     |                           |                     |                           |                     |                           |                     |
| 2472                           | PR 2                | 197.30 | BERRENCHIN CREEK                               | YAUCO        | PERMANENT        | AC-800595      |                           |                     |                           |                     |                           |                     |                           |                     |                           |                     |                           |                     |                           |                     |                           |                     |
| 2482                           | OFF PR-335          | 0.90   | YAUCO RIVER                                    | YAUCO        | PERMANENT        | AC-PENDING     |                           |                     |                           |                     |                           |                     |                           |                     |                           |                     |                           |                     |                           |                     |                           |                     |
| 2499                           | OFF PR-156          | 0.10   | NARAJOS CREEK                                  | AGUAS BUENAS | PERMANENT        | AC-800594      |                           |                     |                           |                     |                           |                     |                           |                     |                           |                     |                           |                     |                           |                     |                           |                     |
| 2500                           | PR-165R             | 0.10   | LA PLATA RIVER                                 | DORADO       | PERMANENT        | AC-800596      |                           |                     |                           |                     |                           |                     |                           |                     |                           |                     |                           |                     |                           |                     |                           |                     |
| 2506                           | LOCAL ROAD          | 0.2    | CANAS RIVER                                    | AGUADA       | PERMANENT        | AC-230015      |                           |                     |                           |                     |                           |                     |                           |                     |                           |                     |                           |                     |                           |                     |                           |                     |
| 2588                           | OFF PR 184          | 0.10   | GRANDE DE PATILLAS RIVER                       | PATILLAS     | PERMANENT        | AC-230013      |                           |                     |                           |                     |                           |                     |                           |                     |                           |                     |                           |                     |                           |                     |                           |                     |
| 2593                           | PR 28               | 6.20   | PR 2   | GUAYNABO     | CRITICAL FINDING | AC-220036      |                           |                     |                           |                     |                           |                     |                           |                     |                           |                     |                           |                     |                           |                     |                           |                     |
| 2627                           | OFF PR 788          | 0.10   | UNKNOWN CREEK                                  | SAN LORENZO  | CRITICAL FINDING | AC-220055      |                           |                     |                           |                     |                           |                     |                           |                     |                           |                     |                           |                     |                           |                     |                           |                     |
| 2633                           | OFF PR-750@KM0.4    | 0.04   | WATERWAY                                       | MAUNABO      | PERMANENT        | AC-800591      |                           |                     |                           |                     |                           |                     |                           |                     |                           |                     |                           |                     |                           |                     |                           |                     |
| 2637                           | RAMP PR-25 TO PR-1  | 7.70   | PR-35  | SAN JUAN     | PERMANENT        | AC-800596      |                           |                     |                           |                     |                           |                     |                           |                     |                           |                     |                           |                     |                           |                     |                           |                     |
| 2640                           | PR-1                | 7.40   | SAGRADO CORAZON ST.                            | SAN JUAN     | PERMANENT        | AC-800596      |                           |                     |                           |                     |                           |                     |                           |                     |                           |                     |                           |                     |                           |                     |                           |                     |
| 2678                           | OFF PR-361 AT 4.4   | 0.80   | CAIN RIVER                                     | SAN GERMAN   | PERMANENT        | AC-220041      |                           |                     |                           |                     |                           |                     |                           |                     |                           |                     |                           |                     |                           |                     |                           |                     |
| 2736                           | PR-7736             | 0.10   | PLATA CREEK                                    | CAYEY        | CRITICAL FINDING | AC-230013      |                           |                     |                           |                     |                           |                     |                           |                     |                           |                     |                           |                     |                           |                     |                           |                     |
| 2763                           | OFF PR 332 @ K0.97  | 0.60   | LOCO RIVER                                     | GUANICA      | CRITICAL FINDING | AC-220056      |                           |                     |                           |                     |                           |                     |                           |                     |                           |                     |                           |                     |                           |                     |                           |                     |
| 2764                           | URBAN LOCAL ROAD    | 0.15   | CAGUITAS RIVER                                 | CAGUAS       | PERMANENT        | AC-800594      |                           |                     |                           |                     |                           |                     |                           |                     |                           |                     |                           |                     |                           |                     |                           |                     |
| 2793                           | PR-25               | 3.40   | SAN ANTONIO CHANNEL                            | SAN JUAN     | PERMANENT        | AC-800596      |                           |                     |                           |                     |                           |                     |                           |                     |                           |                     |                           |                     |                           |                     |                           |                     |
| 2877                           | PR-2                | 162.85 | PR-319   | HORMIGUEROS  | PERMANENT        | AC-220042      |                           |                     |                           |                     |                           |                     |                           |                     |                           |                     |                           |                     |                           |                     |                           |                     |
| 2899                           | PR-2                | 173.65 | HOSP CONCEPCION ACCESS                         | SAN GERMAN   | PERMANENT        | AC-220043      |                           |                     |                           |                     |                           |                     |                           |                     |                           |                     |                           |                     |                           |                     |                           |                     |
| 2944                           | Off PR-511 At 12.7  | 12.70  | INABON RIVER                                   | PONCE        | PERMANENT        | AC-230014      |                           |                     |                           |                     |                           |                     |                           |                     |                           |                     |                           |                     |                           |                     |                           |                     |
| 2962                           | PR-372              | 16.50  | DUEY RIVER                                     | YAUCO        | PERMANENT        | AC-800595      |                           |                     |                           |                     |                           |                     |                           |                     |                           |                     |                           |                     |                           |                     |                           |                     |
| 3051                           | Off PR-149 KM. 42.3 | 0.04   | CREEK  | OROCOVIS     | PERMANENT        | AC-230014      |                           |                     |                           |                     |                           |                     |                           |                     |                           |                     |                           |                     |                           |                     |                           |                     |
|                                |                     |        | <b>TOTAL CONSTRUCTION</b>                      |              |                  |                | \$9,055,535.00            | \$29,194,465.00     | \$6,172,467.00            | \$377,533.00        | \$18,096,992.00           | \$19,820,541.00     | \$3,475,000.00            | \$3,372,467.00      | \$25,262,126.00           | \$10,935,482.00     | \$3,325,000.00            | \$2,900,000.00      | \$29,426,510.98           | \$8,712,674.58      | \$5,022,601.95            | \$1,701,920.21      |
|                                |                     |        | <b>TOTAL ROW</b>                               |              |                  |                | \$0.00                    | \$0.00              | \$200,000.00              | \$0.00              | \$50,000.00               | \$60,000.00         | \$125,000.00              | \$0.00              | \$1,952,392.00            | \$100,000.00        | \$525,000.00              | \$0.00              | \$110,814.44              | \$0.00              | \$0.00                    | \$25,477.85         |
|                                |                     |        | <b>TOTAL DESIGN</b>                            |              |                  |                | \$0.00                    | \$0.00              | \$0.00                    | \$0.00              | \$0.00                    | \$0.00              | \$0.00                    | \$0.00              | \$0.00                    | \$0.00              | \$0.00                    | \$0.00              | \$0.00                    | \$0.00              | \$0.00                    | \$0.00              |
|                                |                     |        | <b>TOTAL DES + ROW + CONST</b>                 |              |                  |                | \$9,055,535.00            | \$29,194,465.00     | \$6,372,467.00            | \$377,533.00        | \$18,146,992.00           | \$19,880,541.00     | \$3,600,000.00            | \$3,372,467.00      | \$27,214,518.00           | \$11,035,482.00     | \$3,850,000.00            | \$2,900,000.00      | \$29,537,325.42           | \$8,712,674.58      | \$5,022,601.95            | \$1,727,398.05      |
|                                |                     |        | <b>FUND TOTALS (RR + PRES)</b>                 |              |                  |                | \$38,250,000.00           | \$6,750,000.00      | \$6,750,000.00            | \$38,027,533.00     | \$6,972,467.00            | \$38,250,000.00     | \$6,750,000.00            | \$6,750,000.00      | \$38,250,000.00           | \$6,750,000.00      | \$38,250,000.00           | \$6,750,000.00      | \$38,250,000.00           | \$6,750,000.00      | \$38,250,000.00           | \$6,750,000.00      |
|                                |                     |        | <b>FY TOTALS (MAIN AND OFF-SYSTEM BRIDGES)</b> |              |                  |                | \$45,000,000.00           | \$45,000,000.00     | \$45,000,000.00           | \$45,000,000.00     | \$45,000,000.00           | \$45,000,000.00     | \$45,000,000.00           | \$45,000,000.00     | \$45,000,000.00           | \$45,000,000.00     | \$45,000,000.00           | \$45,000,000.00     | \$45,000,000.00           | \$45,000,000.00     | \$45,000,000.00           | \$45,000,000.00     |

Projects may move between fiscal years based on PS&E readiness and budget availability.

FHWA-44

| 2023  |                 |                      |
|---|-----------------|----------------------|
| DESCRIPTION   | MUNICIPALITY    | COST ESTIMATE        |
| Safety Improvements PR-420 from km 0 to km 9.4  | Moca            | \$ 3,005,936         |
| Safety Improvements PR-137 km. 9.0 to km 18.0   | Morovis         | \$ 18,450,350        |
| Safety Improvements PR-2 Km 214.5 to km 216.5 (ROW)   | Peñuelas        | \$ 100,000           |
| Safety Improvements at PR-782 from km 0 to km 10  | Cidra           | \$ 2,867,770         |
| Safety Improvements at PR-829 from Km 0 to km 11.1  | Bayamón         | \$ 4,300,000         |
| PR-2 Km. 67 - 76.3 (Advance Construction )  | Arecibo-Hatillo | \$ -                 |
| PR-60 Km. 0.0 - 4.0   | Humacao         | \$ 10,000,000        |
| Highway Safety Patrols (SEGURO) Operation and TIM Data Collection and Reporting Services    | Varies          | \$ 4,973,200         |
| Safety Improvements PR-177 Km. 3 to km.6  | Guaynabo        | \$ 2,124,043         |
| Development, Implementation and Evaluation of the Puerto Rico Strategic Highway Safety Plan | Islandwide      | \$ 900,000           |
| Traffic Lights System for PR-640 Ave. Domingo Ruiz (Advance Construction)                   | Arecibo         | \$ -                 |
| <b>TOTAL</b>  |                 | <b>\$ 46,721,299</b> |

| 2024  |                 |                      |
|---|-----------------|----------------------|
| DESCRIPTION   | MUNICIPALITY    | COST ESTIMATE        |
| PR-2 Km. 204 - 208  | Guayanilla      | \$ 5,526,774         |
| Highway Safety Improvements of PR-385 from Km 0 to Km 5.6                                   | Peñuelas        | \$ 3,259,564         |
| Safety Improvements PR-2 Km 214.5 to km 216.5.  | Peñuelas        | \$ 3,904,013         |
| Highway Safety Patrols (SEGURO) Operation and TIM Data Collection and Reporting Services    | Varies          | \$ 5,160,000         |
| PR-2 Km. 67 - 76.3 (Advance Construction from FY 23)  | Arecibo-Hatillo | \$ 8,521,889         |
| Traffic Lights System for PR-640 Ave. Domingo Ruiz (Advance Construction from FY 2023)      | Arecibo         | \$ 600,000           |
| PR-2 Km. 82.4 - 90  | Hatillo-Camuy   | \$ 9,000,000         |
| Development, Implementation and Evaluation of the Puerto Rico Strategic Highway Safety Plan | Islandwide      | \$ 900,000           |
| <b>TOTAL</b>  |                 | <b>\$ 36,872,240</b> |

| 2025  |              |                         |
|---|--------------|-------------------------|
| DESCRIPTION   | MUNICIPALITY | COST ESTIMATE           |
| Highway Safety Patrols (SEGURO) Operation and TIM Data Collection and Reporting Services    | Varies       | \$ 5,160,000            |
| PR-107 Km. 0 - 6 (Advance Construction)   | Aguadilla    | \$ -                    |
| Safety Improvements at PR-900 from Km 0 to Km 11 (Advance Construction)                     | Yabucoa      | \$ -                    |
| PR-2 Km. 140 - 145  | Añasco       | \$ 14,492,184           |
| PR-54 Km. 0 - 6   | Guayama      | \$ 8,116,085            |
| PR-2 Km. 152 - 158  | Mayagüez     | \$ 12,257,864           |
| Development, Implementation and Evaluation of the Puerto Rico Strategic Highway Safety Plan | Islandwide   | \$ 900,000              |
| <b>TOTAL</b>  |              | <b>\$ 40,926,133.00</b> |

| 2026  |              |                         |
|---|--------------|-------------------------|
| DESCRIPTION   | MUNICIPALITY | COST ESTIMATE           |
| PR-3 Km. 21.9 - 32  | Rio Grande   | \$ 16,662,077           |
| Safety Improvements at PR-900 from Km 0 to Km 11 (Advance Construction)                     | Yabucoa      | \$ 6,295,016            |
| Highway Safety Patrols (SEGURO) Operation and TIM Data Collection and Reporting Services    | Varies       | \$ 5,160,000            |
| PR-107 Km. 0 - 6 (Advance Construction)   | Aguadilla    | \$ 8,000,000            |
| PR-7718 Km. 0 - 5   | Aibonito     | \$ 7,530,590            |
| Development, Implementation and Evaluation of the Puerto Rico Strategic Highway Safety Plan | Islandwide   | \$ 900,000              |
| <b>TOTAL</b>  |              | <b>\$ 44,547,683.00</b> |

\*Projects may move between fiscal years based on PS readiness and budget availability.



## APPENDIX C - PAVEMENT PROJECTS

| 2023  |                                 |                         |
|---|---------------------------------|-------------------------|
| DESCRIPTION   | MUNICIPALITY                    | COST ESTIMATE           |
| Pavement Reconstruction of PR-765 from Km 0 to Km 11.2 (ROW)                                  | Caguas                          | \$ 50,000.00            |
| Pavement Reconstruction at PR-2 from Km 125.5 to Km 125.9 (Pavement Set Aside)                | Aguadilla                       | \$ 1,743,078.00         |
| Pavement Reconstruction at PR-26 Km 0.0 - Km 15.5 (Pavement Set Aside)                        | San Juan - Carolina             | \$ 16,503,000.00        |
| Pavement Reconstruction of PR-53 from Km 69 to Km 71 (Pavement Set Aside)                     | Patillas                        | \$ 4,675,000.00         |
| Pavement Reconstruction of PR-52 from km. 0 to km 14 Northbound (Pavement Set Aside)          | San Juan - Caguas               | \$ 32,000,000.00        |
| Advance Construction  | Islandwide                      | \$ 9,130,051.00         |
| <b>TOTAL</b>  |                                 | <b>\$ 64,101,129.00</b> |
| 2024  |                                 |                         |
| DESCRIPTION   | MUNICIPALITY                    | COST ESTIMATE           |
| Pavement Reconstruction of PR-765 from Km 0 to Km 11.1  | Caguas                          | \$ 4,000,000.00         |
| Pavement Reconstruction of PR-354 km. 0 to km 9.25  | Mayaguez                        | \$ 4,000,000.00         |
| Pavement Reconstruction at PR-2 from Km 1 to Km 6   | Guaynabo                        | \$ 6,000,000.00         |
| Pavement Reconstruction at PR-25P from km 0 - km 2.8  | San Juan                        | \$ 2,485,198.00         |
| Pavement Reconstruction of PR-52 from km 106 to Km 108.79 Ponce (Pavement Set Aside)          | Ponce                           | \$ 3,000,000.00         |
| Pavement Reconstruction of PR-52 from km 21.74 to Km 28.44, Caguas/Cayey (Pavement Set Aside) | Caguas/Cayey                    | \$ 20,500,000.00        |
| Pavement Reconstruction of PR-3 from Km 0.36 to Km 5.76                                       | San Juan                        | \$ 7,000,000.00         |
| Pavement Reconstruction of PR-3 from Km 37.37 to 42.49. Luquillo (Pavement Set Aside)         | Luquillo - Fajardo              | \$ 18,259,147.00        |
| <b>TOTAL</b>  |                                 | <b>\$ 65,244,345.00</b> |
| 2025  |                                 |                         |
| DESCRIPTION   | MUNICIPALITY                    | COST ESTIMATE           |
| Pavement Reconstruction of PR-199 Km 8.41 to Km 13.11   | San Juan - Guaynabo             | \$ 7,000,000.00         |
| Pavement Reconstruction of PR-129 Km 0.1 to Km 3.1  | Arecibo                         | \$ 5,000,000.00         |
| Highway Pavement Rehabilitation of PR-52, From Km 32 to Km 38, Cayey (Pavement Set Aside)     | Cayey                           | \$ 16,000,000.00        |
| Pavement Reconstruction of PR-779 from km 0 to km 10.86                                       | Comerio                         | \$ 3,500,000.00         |
| Pavement Reconstruction PR-100 Km 0 - Km 8.4  | Cabo Rojo                       | \$ 5,000,000.00         |
| Highway Reconstruction at PR-185, From Km 0 to Km 10, Canóvanas                               | Canóvanas                       | \$ 6,995,227.00         |
| Highway Reconstruction PR-142, from Km 0 to Km 9, Dorado, Toa Alta, Corozal                   | Dorado-Toa Alta-Corozal         | \$ 9,000,000.00         |
| Pavement Reconstruction of PR-1 Km 0.16 to Km 8.95  | San Juan                        | \$ 12,879,176.00        |
| Pavement Reconstruction of PR-52 from km 14.6 to Km 21.74, Caguas (Pavement Set Aside)        | Caguas                          | \$ 15,525,008.00        |
| Pavement Reconstruction of PR-53 from km 7.9 to Km 15 (Pavement Set Aside)                    | Fajardo / Ceiba                 | \$ 14,100,000.00        |
| <b>TOTAL</b>  |                                 | <b>\$ 94,999,411.00</b> |
| 2026  |                                 |                         |
| DESCRIPTION   | MUNICIPALITY                    | COST ESTIMATE           |
| Pavement Reconstruction of PR-172 Km 13.65 to Km 27.58  | Cidra                           | \$ 7,949,403.00         |
| Pavement Reconstruction of PR-2 km 158 -km. 171 (Pavement Set Aside)                          | Mayaguez/Hormigueros/San German | \$ 15,733,008.00        |
| Pavement Reconstruction of PR-3 Km 110.35 to Km 122.74  | Maunabo / Patillas              | \$ 10,000,000.00        |
| Pavement Reconstruction of PR-111 Km 23.38 to Km 31.85  | San Sebastian / Lares           | \$ 14,000,000.00        |
| Pavement Reconstruction of PR-53 from km 15 to Km 23.7 (Pavement Set Aside)                   | Naguabo                         | \$ 22,500,000.00        |
| Pavement Reconstruction of PR-2 km 156 - km158 (Pavement Set Aside)                           | Mayaguez                        | \$ 10,200,000.00        |
| Pavement Reconstruction of PR-2 km. 173 - km 180 (Pavement Set Aside)                         | San German                      | \$ 9,000,000.00         |
| Pavement Reconstruction of PR-2 km 125.9 - km 131 (Pavement Set Aside)                        | Aguadilla/Aguada                | \$ 8,000,000.00         |
| <b>TOTAL</b>  |                                 | <b>\$ 97,382,411.00</b> |

\*Projects may move between fiscal years based on PS readiness and budget availability.

Appendix D - ITS Projects

| 2023  |                        |
|---|------------------------|
| DESCRIPTION   | COST ESTIMATE          |
| TSM&O Program Management and Support (Management, Documentation, Design, Support, etc.) | \$ 600,000.00          |
| Operational Activities  | \$ 2,065,000.00        |
| ITS Device Preservation and Repair  | \$ 2,670,000.00        |
| ITS Device Deployment (Construction)  | \$ 1,515,000.00        |
| <b>Total</b>  | <b>\$ 6,850,000.00</b> |

| 2024  |                        |
|---|------------------------|
| DESCRIPTION   | COST ESTIMATE          |
| TSM&O Program Management and Support (Management, Documentation, Design, Support, etc.) | \$ 600,000.00          |
| Operational Activities  | \$ 2,065,000.00        |
| ITS Device Preservation and Repair  | \$ 2,670,000.00        |
| ITS Device Deployment (Construction)  | \$ 1,515,000.00        |
| <b>Total</b>  | <b>\$ 6,850,000.00</b> |

| 2025  |                        |
|---|------------------------|
| DESCRIPTION   | COST ESTIMATE          |
| TSM&O Program Management and Support (Management, Documentation, Design, Support, etc.) | \$ 600,000.00          |
| Operational Activities  | \$ 2,065,000.00        |
| ITS Device Preservation and Repair  | \$ 2,670,000.00        |
| ITS Device Deployment (Construction)  | \$ 1,515,000.00        |
| <b>Total</b>  | <b>\$ 6,850,000.00</b> |

| 2026  |                        |
|---|------------------------|
| DESCRIPTION   | COST ESTIMATE          |
| TSM&O Program Management and Support (Management, Documentation, Design, Support, etc.) | \$ 600,000.00          |
| Operational Activities  | \$ 2,065,000.00        |
| ITS Device Preservation and Repair  | \$ 2,670,000.00        |
| ITS Device Deployment (Construction)  | \$ 1,515,000.00        |
| <b>Total</b>  | <b>\$ 6,850,000.00</b> |

\*Projects may move between fiscal years based on PS readiness and budget availability.

| Proposed Transportation Projects*<br>CDBG-DR   |                          |                            |
|--|--------------------------|----------------------------|
| Project Description  | Municipality             | Total Requested Amount     |
| Loiza Bypass from PR-188 to PR-187   | Loiza                    | \$ 23,325,000.00           |
| PR-158 Connector, from PR-52 to PR-1   | Cayey                    | \$ 60,000,000.00           |
| Isabela Connector from PR-472 to PR-112  | Isabela                  | \$ 12,350,000.00           |
| Barranquita South Bypass from PR-156 to PR-759   | Barranquitas             | \$ 17,500,000.00           |
| Villalba Bypass from PR-151 to PR-150  | Villalba                 | \$ 31,000,000.00           |
| Loiza Bypass from PR-188 to PR-187   | Loiza                    | \$ 23,325,000.00           |
| Widening of PR-545 newar PR-52 to PR-14  | Coamo                    | \$ 6,500,000.00            |
| San Lorenzo Bypass, from PR-183 / PR-181 to PR-745   | San Lorenzo              | \$ 64,000,000.00           |
| Aguas Buenas North Bypass, from PR-156 East to PR-156 West - Phase 1                             | Aguas Buenas             | \$ 41,750,000.00           |
| Aguas Buenas North Bypass, from PR-156 East to PR-156 West - Phase 2                             | Aguas Buenas             | \$ 47,600,000.00           |
| PR-122 Lajas-San German Connector, from PR-321 to PR-166   | Lajas - San German       | \$ 50,000,000.00           |
| PR-18N to PR-21E Ramp and Medical Center Connector   | San Juan                 | \$ 25,250,000.00           |
| Cidra Connector, from Industrial Avenue to PR-184 - Phase 1                                      | Cidra                    | \$ 49,500,000.00           |
| Cidra Connector, from Industrial Avenue to PR-184 - Phase 2                                      | Cidra                    | \$ 42,100,000.00           |
| Cidra Connector, from Industrial Avenue to PR-184 - Phase 3                                      | Cidra                    | \$ 47,000,000.00           |
| Relocation of PR-111 from PR-111/PR-451 to PR-111/PR-111R  | San Sebastian - Lares    | \$ 90,000,000.00           |
| Access Improvements to Aguadilla Airport, from PR-110 to PR-107, Includes Burns Street Connector | Aguadilla                | \$ 26,400,000.00           |
| Widening of PR-845 from PR-844 to PR-199, San Juan-Trujillo Alto                                 | San Juan - Trujillo Alto | \$ 30,000,000.00           |
| Extension PR-5, from PR-199 to PR-167  | Bayamon                  | \$ 226,500,000.00          |
| Expressway Conversion of PR-2  | Ponce - Mayaguez         | \$ 230,000,000.00          |
| Extension PR-22 from PR-22/PR-2 to PR-2/PR-111   | Hatillo - Aguadilla      | \$ 1,183,000,000.00        |
| Geometric Improvements at Intersections  | Bayamon                  | \$ 8,000,000.00            |
| Peñuelas Bypass  | Peñuelas                 | \$ 11,500,000.00           |
| <b>Total Requested Amount</b>  |                          | <b>\$ 2,346,600,000.00</b> |

The above mentioned projects are subject to the availability of CDBG funds.

### Discretionary Grants

The following projects will be submitted to compete for Discretionary funding:

| Description  | Municipality                        | Cost Estimate         | Comments  |
|--|-------------------------------------|-----------------------|---|
| PR-2 Conversion Extension                                    | Mayaguez - Hormigueros - San German | \$ 100,000,000        | PE previously obligated \$868,677 + \$1,212,579 |
| Loiza Bypass from PR-188 to PR-187                           | Loiza                               | \$ 23,325,000         |   |
| Higuilar Avenue form Efron Avenue / PR-696 to PR-694 / PR-22 | Dorado                              | \$ 60,000,000         |   |
| DTL Phases IV and V  | San Juan / Trujillo Alto / Caguas   | \$ 60,000,000         |   |
| Intersection PR-1 & PR-52                                    | Ponce                               | \$ 35,000,000         |   |
| Intersection PR-165 & PR-28                                  | Guaynabo                            | \$ 30,000,000         |   |
| Intersection PR-22 & PR-18                                   | San Juan                            | \$ 45,000,000         | PE previously obligated \$1,037,150             |
| Intersection PR-18 & PR-17                                   | San Juan                            | \$ 55,000,000         |   |
| Intersection PR-177 & Ave. Parana                            | San Juan                            | \$ 15,000,000         |   |
| Geometric Improvements PR-199                                | San Juan                            | \$ 5,000,000          |   |
| <b>Total</b>   |                                     | <b>\$ 428,325,000</b> |   |

Fiscal performance after measures

| In \$ thousands  | FY2022           | FY2023           | FY2024           | FY2025           | FY2026           | FY2027           | FY2028           |
|--|------------------|------------------|------------------|------------------|------------------|------------------|------------------|
| Toll fares   | 153,520          | 176,270          | 188,544          | 193,046          | 197,890          | 213,892          | 222,360          |
| Gasoline Tax   | 137,543          | 173,337          | 172,093          | 172,848          | 174,012          | 176,616          | 178,171          |
| Diesel Tax   | 16,914           | 21,184           | 21,184           | 21,184           | 21,184           | 21,184           | 21,184           |
| Petroleum Products Tax   | 214,853          | 198,406          | 198,406          | 198,406          | 198,406          | 198,406          | 198,406          |
| Cigarettes taxes   | 19,992           | 19,992           | 19,992           | 19,992           | 19,992           | 19,992           | 19,992           |
| Motor Vehicle License Fees   | 30,872           | 30,397           | 30,179           | 30,312           | 30,516           | 30,972           | 31,245           |
| Act 30 - Licenses Fees Transferred to Act  | 103,606          | 102,013          | 101,281          | 101,726          | 102,410          | 103,943          | 104,858          |
| Other  | 35,505           | 17,926           | 17,926           | 17,926           | 17,926           | 17,926           | 17,926           |
| Transit Revenues   | 4,973            | 7,362            | 9,752            | 11,963           | 14,180           | 14,392           | 14,605           |
| Electronic Toll Fines  | 36,432           | 43,110           | 42,582           | 43,794           | 44,382           | 44,543           | 44,802           |
| Other income   | 10,270           | 10,441           | 10,981           | 10,895           | 8,614            | 8,988            | 9,276            |
| Operating FTA funds  | 20,000           | 20,000           | 20,000           | 20,000           | 20,000           | 20,000           | 20,000           |
| <b>Operating Revenue (excluding Clawbacks)</b>                                     | <b>225,195</b>   | <b>257,183</b>   | <b>271,860</b>   | <b>279,697</b>   | <b>285,066</b>   | <b>301,814</b>   | <b>311,043</b>   |
| <b>Operating Revenue</b>   | <b>784,480</b>   | <b>820,436</b>   | <b>832,919</b>   | <b>842,089</b>   | <b>849,511</b>   | <b>870,852</b>   | <b>882,823</b>   |
| FHWA Funds   | 149,043          | 268,945          | 249,269          | 263,791          | 229,057          | 212,027          | 169,603          |
| Discretionary Federal Funds  | -                | -                | -                | -                | -                | -                | -                |
| Main CW CapEx Appropriation  | 53,020           | 53,761           | 54,370           | 55,027           | 55,797           | 56,600           | 57,417           |
| Other CW State Funds Federal   | 90,000           | -                | -                | -                | -                | -                | -                |
| Emergency Revenues Local   | 52,899           | 71,432           | 66,771           | 30,443           | 22,231           | -                | -                |
| Emergency Revenues CapEx   | -                | -                | -                | -                | -                | -                | -                |
| FTA funds  | 53,106           | 39,353           | 20,640           | 17,100           | 43,362           | 17,646           | 17,924           |
| <b>Capital Contribution - Federal</b>  | <b>202,149</b>   | <b>308,298</b>   | <b>269,909</b>   | <b>280,891</b>   | <b>272,419</b>   | <b>229,673</b>   | <b>187,528</b>   |
| <b>Capital Contribution - State</b>  | <b>143,020</b>   | <b>53,761</b>    | <b>54,370</b>    | <b>55,027</b>    | <b>55,797</b>    | <b>56,600</b>    | <b>57,417</b>    |
| <b>Capital Contribution - Emergency</b>  | <b>52,899</b>    | <b>71,432</b>    | <b>66,771</b>    | <b>30,443</b>    | <b>22,231</b>    | <b>-</b>         | <b>-</b>         |
| <b>Capital Contribution</b>  | <b>398,068</b>   | <b>433,491</b>   | <b>391,050</b>   | <b>366,361</b>   | <b>350,447</b>   | <b>286,273</b>   | <b>244,945</b>   |
| <b>Total Revenues (excluding Clawbacks)</b>  | <b>623,263</b>   | <b>690,674</b>   | <b>662,909</b>   | <b>646,058</b>   | <b>635,513</b>   | <b>588,087</b>   | <b>555,987</b>   |
| <b>Total Revenues</b>  | <b>1,182,548</b> | <b>1,253,928</b> | <b>1,223,969</b> | <b>1,208,450</b> | <b>1,199,958</b> | <b>1,157,125</b> | <b>1,127,768</b> |
| Right of Way   | -3,467           | -4,013           | -4,013           | -4,013           | -4,013           | -4,076           | -4,139           |
| Local Construction   | -9,500           | -9,500           | -9,500           | -9,500           | -9,500           | -9,647           | -9,796           |
| Federal Hard Costs   | -124,291         | -233,947         | -229,314         | -244,575         | -210,375         | -193,056         | -150,339         |
| Non-Federal Hard Costs   | -38,375          | -45,107          | -50,454          | -64,617          | -90,501          | -93,642          | -138,210         |
| Federal Soft Costs   | -24,752          | -34,998          | -19,955          | -19,216          | -18,682          | -18,971          | -19,264          |
| Non-Federal Soft Costs   | -30,343          | -34,856          | -39,276          | -40,997          | -41,107          | -40,852          | -41,438          |
| Discretionary Federal Hard Costs   | -                | -                | -                | -                | -                | -                | -                |
| Discretionary Federal Soft Costs Federal   | -                | -                | -                | -                | -                | -                | -                |
| Emergency Repair Program Local   | -35,292          | -71,432          | -66,771          | -30,443          | -22,231          | -                | -                |
| Emergency Repair Program   | -1,204           | -9,359           | -9,619           | -4,161           | -3,846           | -                | -                |
| Toll Optimization CIP  | -19,827          | -34,588          | -30,979          | -                | -                | -                | -                |
| Transit CIP  | -53,506          | -39,753          | -21,040          | -17,500          | -43,762          | -18,046          | -18,324          |
| Construction salaries and related benefits   | -29,152          | -24,145          | -23,170          | -23,166          | -23,485          | -23,816          | -24,150          |
| Other construction program expenses  | -1,533           | -1,575           | -1,602           | -1,627           | -1,652           | -1,678           | -1,704           |
| <b>Total capital expenses - Federal Total</b>                                      | <b>-149,043</b>  | <b>-268,945</b>  | <b>-249,269</b>  | <b>-263,791</b>  | <b>-229,057</b>  | <b>-212,027</b>  | <b>-169,603</b>  |
| <b>capital expenses - State &amp; Local Total</b>                                  | <b>-101,512</b>  | <b>-128,065</b>  | <b>-134,223</b>  | <b>-119,128</b>  | <b>-145,121</b>  | <b>-148,217</b>  | <b>-193,583</b>  |
| <b>capital expenses - Transit Total</b>  | <b>-53,506</b>   | <b>-39,753</b>   | <b>-21,040</b>   | <b>-17,500</b>   | <b>-43,762</b>   | <b>-18,046</b>   | <b>-18,324</b>   |
| <b>capital expenses - Emergency Total</b>  | <b>-36,497</b>   | <b>-80,791</b>   | <b>-76,390</b>   | <b>-34,604</b>   | <b>-26,077</b>   | <b>-</b>         | <b>-</b>         |
| <b>capital expenses</b>  | <b>-371,243</b>  | <b>-543,274</b>  | <b>-505,693</b>  | <b>-459,816</b>  | <b>-469,155</b>  | <b>-403,783</b>  | <b>-407,363</b>  |
| Pension costs  | -35,759          | -35,724          | -35,673          | -35,553          | -35,437          | -35,127          | -34,520          |
| Litigation Reserve   | -4,000           | -4,000           | -4,000           | -1,500           | -1,522           | -1,545           | -1,568           |
| Right of Way Payments  | -7,905           | -8,316           | -10,101          | -10,274          | -9,564           | -6,312           | -3,156           |
| Non-construction salaries and related benefits                                     | -22,903          | -19,310          | -17,962          | -17,147          | -16,808          | -16,518          | -16,418          |
| Toll highways administration and maintenance                                       | -46,171          | -47,215          | -44,501          | -44,321          | -44,604          | -45,910          | -46,579          |
| Train operating and maintenance costs  | -70,642          | -70,271          | -67,278          | -80,462          | -70,865          | -70,998          | -71,824          |
| Integrated transportation system   | -12,156          | -9,812           | -9,989           | -10,148          | -10,306          | -10,461          | -10,619          |
| Other operating expenses   | -43,143          | -33,838          | -29,654          | -20,985          | -21,321          | -24,942          | -23,887          |
| <b>Total operating expenses</b>  | <b>-242,677</b>  | <b>-228,486</b>  | <b>-219,157</b>  | <b>-220,391</b>  | <b>-210,427</b>  | <b>-211,813</b>  | <b>-208,570</b>  |
| <b>Total expenses</b>  | <b>-613,920</b>  | <b>-771,760</b>  | <b>-724,851</b>  | <b>-680,207</b>  | <b>-679,581</b>  | <b>-615,597</b>  | <b>-615,934</b>  |
| <b>Total Surplus After Measures, but before CW Transfer &amp; Clawback Removal</b> | <b>170,560</b>   | <b>48,676</b>    | <b>108,068</b>   | <b>161,882</b>   | <b>169,929</b>   | <b>255,256</b>   | <b>266,890</b>   |
| Clawbacks Removed  | -523,779         | -545,328         | -543,134         | -544,467         | -546,520         | -551,112         | -553,855         |
| <b>Total Surplus After Measures &amp; Clawback Removal, but before CW Transfer</b> | <b>9,343</b>     | <b>-81,086</b>   | <b>-61,941</b>   | <b>-34,150</b>   | <b>-44,669</b>   | <b>-59,947</b>   | <b>-59,947</b>   |
| Transfer from Government of PR   | -                | -                | 178,777          | 138,109          | 135,724          | 147,699          | 143,731          |
| <b>Total Surplus After Measures, Clawback Removal &amp; CW Transfer</b>            | <b>9,343</b>     | <b>97,691</b>    | <b>76,168</b>    | <b>101,574</b>   | <b>103,630</b>   | <b>116,222</b>   | <b>83,013</b>    |

|                        |                |                 |                 |                |                 |                 |                 |
|------------------------|----------------|-----------------|-----------------|----------------|-----------------|-----------------|-----------------|
| <b>OPERATING</b>       | <b>-17,482</b> | <b>28,696</b>   | <b>52,702</b>   | <b>59,306</b>  | <b>74,639</b>   | <b>90,001</b>   | <b>102,472</b>  |
| <b>SURPLUS CAPITAL</b> | <b>26,825</b>  | <b>-109,782</b> | <b>-114,644</b> | <b>-93,456</b> | <b>-118,707</b> | <b>-117,510</b> | <b>-162,419</b> |
| <b>SURPLUS</b>         | <b>-</b>       | <b>178,777</b>  | <b>138,109</b>  | <b>135,724</b> | <b>147,699</b>  | <b>143,731</b>  | <b>142,960</b>  |
| <b>cw transfer</b>     | <b>-</b>       | <b>-</b>        | <b>-</b>        | <b>-</b>       | <b>-</b>        | <b>-</b>        | <b>-</b>        |