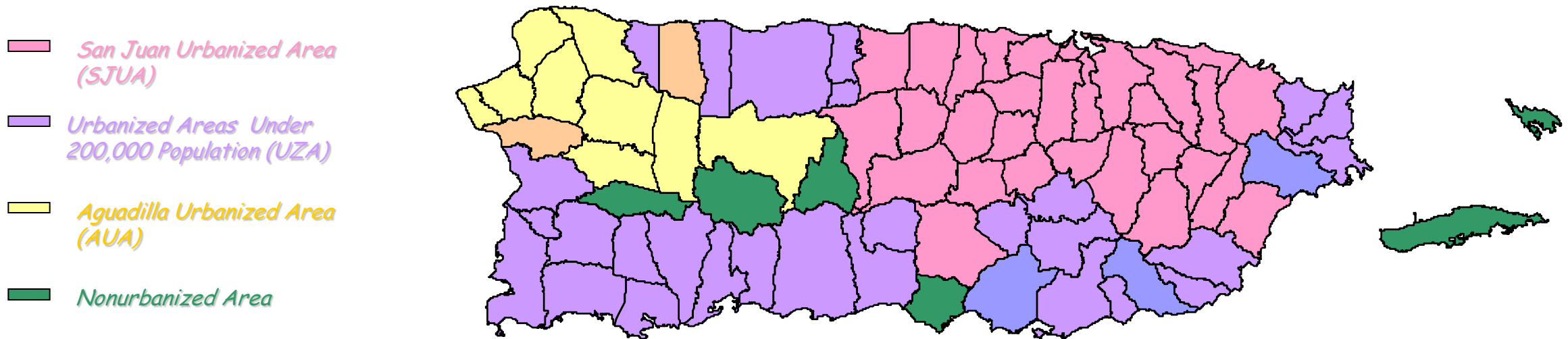




Government of Puerto Rico
Puerto Rico Department of Transportation and Public Works
Puerto Rico Highway and Transportation Authority



Statewide Transportation Improvement Program (STIP)
Fiscal Year 2019-2022

September 9, 2021

Amendment #2
Administrative Modification #1





Government of Puerto Rico
Puerto Rico Department of Transportation and Public Works
Puerto Rico Highway and Transportation Authority

Statewide Transportation Improvement Program (STIP)

Fiscal Years 2019-2022

The preparation of this document was financed in part through a grant from the U.S. Department of Transportation, Federal Transit Administration, and Federal Highway Administration under Chapter 53 of 49 U.S.C. and 23 U.S.C.



INTRODUCTION

The Puerto Rico Department of Transportation and Public Works (PRDTPW), as the umbrella agency for transportation, and the Puerto Rico Highways and Transportation Authority (PRHTA) prepare this Statewide Transportation Improvement Program (STIP), which includes the proposed distribution, by projects, of the federal funds assigned to Puerto Rico for the fiscal years of 2019 to 2022, through programs of the Federal Highway Administration (FHWA) and the Federal Transit Administration (FTA), to which it is presented for joint approval.

This STIP includes transit and highway projects for both urbanized and non-urbanized (rural) areas, thus covering all of Puerto Rico. Programmed projects result from a planning process that is in accordance with 23 USC 420 and 511, 49 USC and all other relevant federal or Commonwealth legislation. The portion of the STIP corresponding to the metropolitan and urbanized areas was developed in cooperation with the Metropolitan Planning Organization (MPO). The members of the MPO include representatives from municipal governments (Mayors) and State involved in transportation issues as well as operators of Mass Transportation Systems and State-Level Planning Agencies. The MPO's were provided with estimates of available Federal funds which can be utilized in developing the Transportation Improvement Programs (TIP). The TIP's were included without modification in the STIP, once approved by the MPO.

The PRDTPW provides for public involvement in development of this STIP. As part of the public participation process and complying with the federal regulations, the PRDTPW also considers petitions of projects from the municipalities, agencies and the general public.

The STIP includes:

- 1- A list of priorities transportation projects proposed to be carried out in the first 4 years.
- 2- Cover a period of not less than 4 years.
- 3- Contain only projects consistent with the statewide plan.

Is financially constrained by year and include financial information to demonstrate which projects are to be implemented.

This document includes the priority list of proposed projects that are to be undertaken by year, consistent with the transportation plan and are financially constrained. Projects included in the Annual Element can be implemented using the allocation of funds for Fiscal Year 2021 and carryover funds.

General transportation priorities are defined as follows:

- 1- Regional projects, projects which involve several municipalities
- 2- Public transportation projects of high impact and investment
- 3- Carryover projects
- 4- Continuity projects
- 5- Construction of transportation facilities
- 6- Improvements of existing transportation facilities
- 7- Construction of shelters/stop for transportation services
- 8- Acquisition of transit and paratransit vehicles to start, maintain or expand local and regional services
- 9- Preventive maintenance cost for transit vehicles
- 10- Operational assistant to paratransit services
- 11- Construction of facilities for maintenance garage for transit vehicles
- 12- Transit enhancement
- 13- Transit security and transit safety projects
- 14- Transportation projects for elderly and handicapped
- 15- Capital and operating expenses that support new public transportation services and alternatives beyond those required by the Americans with Disabilities Act of 1990 (ADA)
- 16- Capital, planning, and operating expenses that support the development and maintenance of transportation services designed to transport low-income individuals to and from jobs and activities related to their employment and to support reverse commute projects.
- 17- State of Good Repair Program
- 18- Bus and Bus Facilities Program

Through an established process as describe in the State Management Plan (SMP), the Public Involvement Plan (PIP) and the MPO Internal Regulations, see (<http://act.dtop.pr.gov/index.php/coordinacion-federal/>), the State solicits and identifies projects from Urbanized and Non-Urbanized, to be include in TIP/STIP Programs.

The STIP is presented in self-explanatory tables with projects organized by priority by mode of transportation and type of Highways projects. This document is divided in two mayor components, the mass transportation projects, carryout with FTA funds and the highways projects, carryout with FHWA funds. Both components are divided by Urbanized and Non–Urbanized projects. The mass transportation projects are identifying by the different FTA programs, being the carryover projects the first listed on each Program.

The Annual Element is presented as part of the Four Year Program.

Since the beginning of the requirement that MPO’s be constituted and because of the wide powers and resources that the PRDTPW has in our relatively small Island, this Agency was designated as the operational and technical staff of the MPO for all the urbanized areas in Puerto Rico.

To assure a forum for cooperative decision-making in the planning process, this MPO makes policy and programming decisions through three Policy Committees.

The first Policy Board Committee is for the San Juan Urbanized Area (SJUA), defined by the 2010 Census as falling in the funding category of areas with over one million inhabitants and comprising the following thirty-eight (38) municipalities:

| Comprising Municipalities – San Juan Urbanized Area (SJUA) | | | |
|--|-------------|------------|---------------|
| Aguas Buenas | Cidra | Loíza | San Juan |
| Aibonito | Coamo | Manatí | San Lorenzo |
| Barranquitas | Comerio | Maunabo | Toa Baja |
| Bayamón | Corozal | Morovis | Toa Alta |
| Caguas | Dorado | Naguabo | Trujillo Alto |
| Canóvanas | Guaynabo | Naranjito | Vega Alta |
| Carolina | Gurabo | Orocovis | Vega Baja |
| Cataño | Humacao | Patillas | Yabucoa |
| Cayey | Juncos | Río Grande | |
| Ciales | Las Piedras | Salinas | |

The second Policy Board Committee is for Urbanized Area of Aguadilla (AUA), which falls in the funding category of areas with over 200,000 and less than one million inhabitants. It is defined as comprising the following eleven (11) municipalities:

| Comprising Municipalities – Aguadilla Urbanized Area (AUA) | | | |
|--|---------|---------------|--------|
| Aguada | Camuy | Las Marías | Rincón |
| Aguadilla | Isabela | Moca | Utua |
| Añasco | Lares | San Sebastián | |

The third Policy Board Committee is for Urbanized Areas Under 200,000 Population (UZA), which falls in the funding category of areas with under 200,000 and over than 50,000 in population. It is defined as comprising the following twenty-nine (29) municipalities:

| Urbanized Area | Comprising Municipalities – UZA |
|----------------------------|---|
| Arecibo | Arecibo, Camuy, Hatillo, Quebradillas |
| Fajardo | Ceiba, Fajardo, Luquillo, Naguabo |
| Florida-Imbéry-Barceloneta | Arecibo, Barceloneta, Florida, Manatí |
| Guayama | Arroyo, Guayama, Patillas, Salinas |
| Juana Díaz | Juana Díaz, Villalba |
| Mayagüez | Añasco, Hormigueros, Mayagüez |
| Ponce | Ponce |
| San Germán – Cabo Rojo | Cabo Rojo, Lajas, Sabana Grande, San Germán |
| Yauco | Guánica, Guayanilla, Peñuelas, Yauco |

The Policy Board Committee also includes representatives from the following agencies involved with the transportation issues:

- ☐ Voting Members:
 - i. The Secretary of the Puerto Rico Department of Transportation and Public Works (PRDTPW)
 - ii. The Executive Director of the Puerto Rico Highways and Transportation Authority (PRHTA)
 - iii. The Executive Director of the Puerto Rico Integrated Transit Authority (PRITA)

- iv. The Executive Director of the Maritime Transportation Authority (MTA)
- v. The President and General Manager of the Metropolitan Bus Authority (MBA)
- vi. The Executive Director of the Port Authority (PA)
- vii. The Chairman of the Planning Board (PB)
- viii. The President of the Public Services Commission (PSC)
- ix. The Executive Director of the Permissions Management Office (PMO)
- x. The President of the Environmental Quality Board (EQB)
- xi. The Secretary of the Department of Environmental and Natural Resources (DENR)
- xii. Puerto Rico Tourism Company (PRTC)
- xiii. Puerto Rico Emergency Management Agency (PREMA)

2. Non-voting Members:

- i. The Division Administrator, Region I of the Federal Highway Administration (FHWA)
- ii. The Regional Administrator, Region IV of the Federal Transit Administration (FTA)

As a result of the 2010 Census, the urbanized area boundaries in Puerto Rico were not significantly change, with some previously defined urban areas being subdivided while others were consolidated and expanded and new ones were designated. The results of these changes is that only 6 municipalities, out of the 78 that comprise the Commonwealth, do not have within their geographical boundaries any part of the eleven (11) urbanized or metropolitan areas currently designated for Puerto Rico, and therefore do not participate in the technical and policy committees of the MPO. These Six (6) non-urbanized municipalities are:

| Comprising Municipalities | |
|---------------------------|--------------|
| Adjuntas | Maricao |
| Culebra | Santa Isabel |
| Jayuya | Vieques |

Recognizing that these rural or non-urbanized municipalities have the right to participate in the ongoing process of developing a new Statewide Transportation Plan (STP), and in order to follow a logical planning process for Puerto Rico’s transportation system, the PRDTPW/PRHTA develop the STP and the Urbanized Areas’ Long Range Transportation Plans (LRTP’s) within a regionalization scheme that incorporates the six non-urbanized municipalities within regional transportation plans.

PROJECT EVALUATIONS

The following criteria were utilize to evaluated the petitions received to be consider in the programming for FY 2019-2022 TIPs/STIP:

- Compliance with FAST Act planning factors; and
- Consistency with Long Range Transportation Plan.

The PRHTA Central Planning and Coordination Work Group (CPCWG) with the San Juan, Aguadilla and UZA Technical Committee reviewed and submitted for consideration of the PRMPO the list of projects to be including in the TIPs/STIP.

FIXING AMERICA’S SURFACE TRANSPORTATION (FAST) ACT

Fixing America’s Surface Transportation (FAST) Act was signed by President Obama on December 4, 2015. The FAST Act maintains its focus on safety, keeps intact the established structure of the various highway-related programs we manage, continues efforts to streamline project delivery and, for the first time, provides a dedicated source of federal dollars for freight projects. FAST Act is the federal authorization for federal highway and transit programs. FAST Act creates a streamlined, performance-based, and multimodal program to address the many challenges facing the U.S. transportation system. FAST Act builds on and refines many of the highway, transit, bike, and pedestrian programs and policies established in 1991.

FEDERAL HIGHWAY ADMINISTRATION (FHWA)

The FAST Act largely maintains current program structures and funding shares between highways and transit. It is a down-payment for building a 21st century transportation system. The law also makes changes and reforms to many Federal transportation

programs, including streamlining the approval processes for new transportation projects, providing new safety tools, and establishing new programs to advance critical freight projects.

Below is a more detailed summary of some FAST Act provisions.

PROJECT DELIVERY: DOT has been a leader in reducing the bureaucratic red tape that can stall and delay critical transportation projects from moving forward. The FAST Act adopted a number of Administration proposals to further speed the permitting processes while still protecting environmental and historic treasures and also codifying the online system to track projects and interagency coordination processes.

FREIGHT: The FAST Act would establish both formula and discretionary grant programs to fund critical transportation projects that would benefit freight movements. These programs are similar to what the Administration proposed and will for the first time provide a dedicated source of Federal funding for freight projects, including multimodal projects. The Act emphasizes the importance of Federal coordination to focus local governments on the needs of freight transportation providers.

INNOVATIVE FINANCE BUREAU: The FAST Act establishes a new National Surface Transportation and Innovative Finance Bureau within the Department to serve as a one-stop shop for state and local governments to receive federal funding, financing or technical assistance. This builds on the work of the Department’s Build America Transportation Investment Center and provides additional tools to improve coordination across the Department to promote innovative finance mechanisms. The Bureau is also tasked with responsibility to drive efficiency in the permitting process, consistent with our request to establish a dedicated permitting office.

TIFIA: The TIFIA Loan program provides important financing options for large projects and public-private partnerships. The FAST Act includes organizational changes that will provide an opportunity for important structural improvements with the potential to accelerate the delivery of innovative finance projects. However, FAST’s cut to the TIFIA program could constrain growth in this area over the course of the bill.

SAFETY: The FAST Act includes authority sought by the Administration to prohibit rental car companies from knowingly renting vehicles that are subject to safety recalls. It also increased maximum fines against non-compliant auto manufactures from \$35 million to \$105 million. The law also will help bolster the Department’s safety oversight of transit agencies and also streamlines the Federal truck and bus safety grant programs, giving more flexibility to States to improve safety in these areas. However, we know the bill also took a number of steps backwards in terms of the Department’s ability to share data with the public and on the Department’s ability to exercise aggressive oversight over our regulated industries.

TRANSIT: The FAST Act includes a number of positive provisions, including reinstating the popular bus discretionary grant program and strengthening the Buy America requirements that promote domestic manufacturing through vehicle and track purchases.

LADDERS OF OPPORTUNITY: The Act includes a number of items that strengthen workforce training and improve regional planning. These include allocating slightly more formula funds to local decision makers and providing planners with additional design flexibilities. Notably, FAST makes Transit Oriented Development (TOD) expenses eligible for funding under highway and rail credit programs. TOD promotes dense commercial and residential development near transit hubs in an effort to shore up transit ridership and promote walkable, sustainable land use.

FAST Act re-establishes the Puerto Rico Highway Program (PRHP) in 23 U.S. C. 165(b). This is an allocated program under the Territorial and Puerto Rico Highway Program to carry out under provisions of Chapter 1 Title 23 of the U. S. Code. Puerto Rico is treated as a State except for provisions related to apportionment or as otherwise provided. The funds must be for activities under National Highway Performance Program (50%), Highway Safety Improvement Program (25%) and any activities under Chapter 1 of Title 23(25%).

FEDERAL TRANSIT ADMINISTRATION (FTA)

MAP-21 transit program provisions further several important goals, including safety, state of good repair, performance, and program efficiency. MAP-21 gives the Federal

Transit Administration (FTA) significant new authority to strengthen the safety of public transportation systems throughout the United States. The Act also puts new emphasis on restoring and replacing our aging public transportation infrastructure by establishing a new needs-based formula program and new asset management requirements. In addition, it establishes performance-based planning requirements that align Federal funding with key goals and tracks progress towards these goals.

Finally, MAP-21 improves the efficiency of administering grant programs by consolidating several programs and streamlining the major capital investment grant program known as “New Starts.” All these changes continue within the FAST Act.

NEW PROGRAMS

Safety

MAP-21 grants FTA the authority to establish and enforce a new comprehensive framework to oversee the safety of public transportation throughout the United States. FTA will develop safety performance criteria for all modes of public transportation (rail, bus, etc.). The new law requires all recipients of FTA funding to develop agency safety plans that include performance targets, strategies, and staff training. For rural recipients, the plan may be drafted by the State. For small urban systems, FTA must issue a rule designating which small urban systems may have their safety plans drafted by the State. These measures and targets must be incorporated into metropolitan and statewide transportation plans and transportation improvement programs. MAP-21 also grants FTA enforcement authority and permits FTA to issue directives, require more frequent oversight of transit systems, impose more frequent reporting requirements, and require that formula grant funds be spent to correct safety deficiencies before funds are spent on other projects.

TRANSIT ASSET MANAGEMENT

Transit Asset Management (FTA)

In 2016, the Federal Transit Administration (FTA), established a requirement for all public transportation providers that receive federal transit assistance to develop a TAM. According to 49 CFR Section 625.5, transit asset management is: “the strategic and systematic practice of procuring, operating, inspecting, maintaining, rehabilitating, and replacing transit capital assets to manage their performance, risks, and costs over their life cycles, for the purpose of providing safe, cost-effective, and reliable public transportation”.

The Final Rule for the TAM requires transit providers to collect and use asset condition data, set targets, and develop strategies to prioritize investments to meet their goals. Following the principles of Performance-Based Planning for management of transit assets,systems and networks must be part of the planning and management process for the PRHTA. Whenever a TIP/STIP update or amendment, updated targets will be included .The projects included in the amendedSTIP will be in accordance to achieving the targets.

The Performance Measures and Targets for the TAM are divided into four categories of transit assets: rolling stock, facilities, infrastructure and equipment. As part of the Final Rule for the TAM, PRHTA established performance targets for these performance measures:

| PRHTA Group Plan | | | | | |
|----------------------------------|----------------|-------------------------|-----------|--------------|--------------|
| Type of vehicle | Fleet Size | Default ULB | FY18 Base | FY19 Base | FY20 Targets |
| Trolleybus (TB) | 35 | 13 | 44% | 44% | 34% |
| Cutaway Bus (CU) | 104 | 10 | 6% | 6% | 15% |
| Van (VN) | 90 | 8 | 39% | 27% | 40% |
| Bus (BU) | 309 | 14 | 10% | 10% | 17% |
| Minibus (MB) | 73 | 10 | 27% | 14% | 10% |
| School Bus (SB) | 1 | 14 | 0% | 0% | 0% |
| Automobile (AU) | 25 | 8 | 0% | 0% | 0% |
| Minivan (MV) | 0 | 8 | 0% | 0% | 0% |
| Articulated bus | 8 | 14 | 0% | 0% | 0% |
| Asset-Equipment | | | | | |
| Automobiles (AO) | 58 | 8 | 53% | 53% | 24% |
| Truck and other rubber vehicles | 26 | 14 | 45% | 45% | 62% |
| Maritime Transport Authority | | | | | |
| Vessels | 7 | 42 | 0% | 0% | 0% |
| ATI-TU | | | | | |
| Asset-Rolling Stock | Fleet Size | FTA Default ULB | FY18 Base | FY19 Base | FY20 Targets |
| Heavy Rail Passenger Car (HR) | 74 | 31 | 0% | 0% | 0% |
| Asset-Equipment | | | | | |
| Automobile (AO) | 32 | 8 | 28% | 34% | 0 |
| Trucks and other rubber vehicles | 14 | 14 | 64% | 56% | 30% |
| Asset-Facilities | Facilities | TERM Scale | FY18 | FY19 | FY20 Targets |
| Passenger/Parking | 16 | 3 | 0% | 0% | 0% |
| Administrative/Maintenance | 2 | 3 | 0% | 0% | 0% |
| Asset-Infrastructure | Track Segments | Performance Restriction | FY18 Base | FY19 Targets | |
| Rail Fixed Guideway | 53 | 0.01 of a miles | 1.65 | 5 | 5% |

Statewide Transportation Improvement Program (STIP) Fiscal Years 2019-2022

TRANSPORTATION ASSET MANAGEMENT (FHWA)

The Federal Highway Administration (FHWA) issued a final rule requiring the development and implementation of a risk-based asset management plan for the National Highway System (NHS) to improve or preserve the condition of the assets and the performance of the system. The rule became effective in October 2, 2017. Asset management refers to a strategic and systematic process of operating, maintaining, and improving physical assets, with a focus on both engineering and economic analysis based upon quality information, to identify a structured sequence of maintenance, preservation, repair, rehabilitation, and replacement actions that will achieve and sustain a desired state of good repair over the life cycle of the assets at optimum cost (23 CFR Part 515 § 515.5).

Puerto Rico Transportation Asset Management (PRTAM) program was established in 2017 with the procurement of the PRTAM plan (PRTAMP). The PRTAMP focus on the NHS pavements, although Non-NHS pavements within the Highway Performance Monitoring System (HPMS) are also considered (see Table 1), and on the National Bridge Inventory (NBI) bridges (see Table 2). The PRTAMP aims to implement a strategic approach to planning, programming, engineering, financing, managing, maintaining, and operating physical assets with the objective of providing the required level of service in the most cost-effective manner. The Initial PRTAMP was delivered and certified in 2018. The Final TAMP is due June 30, 2019. The PRTAMP is developed in accordance with federal laws and regulations, such as Moving Ahead for Progress in the 21st Century Act (MAP-21) and Fixing America's Surface Transportation Act (FAST). The components of the PR-TAMP are:

- Objectives, Measures and Targets for Asset Condition
- Asset Inventory and Conditions
- Performance Gap Identification and Analysis
- Life Cycle Planning Considerations
- Risk Management Analysis
- Financial Plan
- Investment Strategies

Table 1: Pavement Inventory Summary

| System | Manager | Length (Mi) | Lane Miles |
|--------------------|-------------|-------------|------------|
| INTERSTATE | PRHTA | 233 | 1,034 |
| | Metropistas | 52 | 254 |
| | Subtotal | 285 | 1,288 |
| NHS NON-INTERSTATE | PRHTA | 496 | 1,737 |
| | Metropistas | 2 | 4 |
| | Subtotal | 498 | 1,741 |
| NON-NHS | PRHTA | 4,031 | 8,224 |
| | Metropistas | 0 | 0 |
| | Subtotal | 4,031 | 8,224 |
| TOTAL | PRHTA | 4,760 | 10,995 |
| | Metropistas | 53 | 258 |
| | Total | 4,813 | 11,253 |

Table 2: Bridge Inventory Summary

| System | Manager | Amount | Deck Area (Sq. Mts.) |
|---------|------------------|--------|----------------------|
| NHS | PRHTA | 529 | 816,931 |
| | Metropistas | 89 | 301,276 |
| | Autopistas de PR | 0 | 0 |
| | Subtotal | 618 | 1,118,207 |
| NON-NHS | PRHTA | 1,698 | 1,002,120 |
| | Metropistas | 8 | 5,916 |
| | Autopistas de PR | 1 | 54,114 |
| | Subtotal | 1,707 | 1,062,150 |
| TOTAL | PRHTA | 2,227 | 1,819,051 |
| | Metropistas | 97 | 307,191 |
| | Autopistas de PR | 1 | 54,114 |
| | Total | 2,325 | 2,180,356 |

Statewide Transportation Improvement Program (STIP) Fiscal Years 2019-2022

Emergency Relief:

This new program (Section 5324) assists States and public transportation systems with emergency-related expenses. Emergencies are defined as natural disasters affecting a wide area or a catastrophic failure from an external cause for which the governor of a State has declared an emergency (and the Secretary of Transportation has concurred) or the President has declared a major disaster. The program funds capital projects to protect, repair, reconstruct, or replace equipment and facilities.

It also funds transit agency operating costs related to evacuation, rescue operations, temporary public transportation service, or changing public transportation route service before, during, or after an emergency in an area directly affected. The grants only cover expenses not reimbursed by the Federal Emergency Management Agency (FEMA). The program will provide immediate funding, similar to the FHWA emergency program. Funding will be appropriated by Congress as needed.

Transit-Oriented Development Planning Pilot

MAP-21 creates a new discretionary pilot program for transit-oriented development (TOD) planning grants. Eligible activities include comprehensive planning in corridors with new rail, bus rapid transit, or core capacity projects. The comprehensive plans should seek to enhance economic development, ridership, and other goals; facilitate multimodal connectivity and accessibility; increase access to transit hubs for pedestrian and bicycle traffic; enable mixed-use development; identify infrastructure needs associated with the project; and include private sector participation.

The following sections describe some of the various funding sources for FTA programs, which are including in this document:

- §5307 Urbanized Area Formula Grants
- §5310 Enhanced Mobility of Seniors and Individuals with Disabilities
- §5311 No-Urbanized Area Formula Grants
- §5337 State of Good Repair Grants
- §5339 Bus and Bus Facilities Grants

URBANIZED AREA FORMULA GRANTS (SECTION 5307)

The PRHTA is the designated recipient of funds apportioned to the Puerto Rico UZA. The funds are apportioned based on legislative formulas, with different formulas applying to UZAs with populations less than 200,000. The Puerto Rico UZA apportionment formula is based on population and population density statistics from the most recent decennial census.

This program provides grants to urbanized areas to support public transportation. Funding is distributed by formula based on the level of transit service provision, population, and other factors. The section 5307 provides federal funds for capital, planning, job access and reverse commute projects, and, in this case, operating assistance for public transportation in urbanized area with a population of less than 200,000. The program remains largely unchanged with a few exceptions:

Job access and reverse commute activities now eligible

Activities eligible under the former Job Access and Reverse Commute (JARC) program, which focused on providing services to low-income individuals to access jobs, are now eligible under the Urbanized Area Formula program. These include operating assistance with a 50 percent local match for job access and reverse commute activities. In addition, the urbanized area formula for distributing funds now includes the number of low-income individuals as a factor. There is no floor or ceiling on the amount of funds that can be spent on job access and reverse commute activities.

Expanded eligibility for operating expenses for systems with 100 or fewer buses

MAP-21 expands eligibility for using Urbanized Area Formula funds for operating expenses. Previously, only urbanized areas with populations below 200,000 were eligible to use Federal transit funds for FTA of funding for operating expenses. Under MAP-21, a special rule allows recipients in urbanized areas with populations of 200,000 or above and that operate 100 or fewer buses in fixed route service during peak hours, to receive a grant for operating assistance subject to a maximum amount per system as explained below:

- a. Public transportation systems that operate a minimum of 76 buses and a maximum of 100 buses in fixed route service during peak service hours may receive operating assistance in an amount not to exceed 50 percent of the share of the apportionment that is attributable to such systems within the urbanized area, as measured by vehicle revenue hours.
- b. Public transportation systems that operate 75 or fewer buses in fixed route service during peak service hours may receive operating assistance in an amount not to exceed 75 percent of the share of the apportionment that is attributable to such systems within the urbanized area, as measured by vehicle revenue hours.

Eligibility for Safety Certification Training

The section 5307 funds are permitted to use not more than 0.5 percent of their formula funds under the Urbanized Area Formula Program to pay not more than 80% of the cost of participation for an employee who is directly responsible for safety oversight to participate in public transportation safety certification training. Safety certification training program requirements will be established in accordance with section 5329.

ENHANCED MOBILITY OF SENIORS AND INDIVIDUALS WITH DISABILITIES PROGRAM (SECTION 5310)

This program provides formula funding to increase the mobility of seniors and persons with disabilities. Funds are apportioned based on the commonwealth share of the targeted populations and are now apportioned to the commonwealth for all areas fewer than 200,000 and large urbanized areas (over 200,000). The former New Freedom

program (5317) is folded into this program. The New Freedom program provided grants for services for individuals with disabilities that went above and beyond the requirements of the Americans with Disabilities Act (ADA). Activities eligible under New Freedom are now eligible under the Enhanced Mobility of Seniors and Individuals with Disabilities program.

Projects selected for funding must be included in a locally developed, coordinated public transit human services transportation plan; and the competitive selection process, which was required under the former New Freedom program, is now optional. At least 55 percent of program funds must be spent on the types of capital projects eligible under the former section 5310 -- public transportation projects planned, designed, and carried out to meet the special needs of seniors and individuals with disabilities when public transportation is insufficient, inappropriate, or unavailable. The remaining 45 percent may be used for: public transportation projects that exceed the requirements of the ADA; public transportation projects that improve access to fixed-route service and decrease reliance by individuals with disabilities on complementary paratransit; or, alternatives to public transportation that assist seniors and individuals with disabilities. Using these funds for operating expenses requires a 50 percent local match while using these funds for capital expenses (including acquisition of public transportation services) requires a 20 percent local match.

**STATE OF GOOD REPAIR GRANTS
(SECTION 5337)**

MAP-21 establishes a new grant program to maintain public transportation systems in a state of good repair. This program replaces the fixed Guideway modernization program (Section 5309).

Funding is limited to Fixed Guideway systems (including rail, bus rapid transit, and passenger ferries) and high intensity bus (high intensity bus refers to buses operating in high occupancy vehicle (HOV) lanes.) Projects are limited to replacement and rehabilitation, or capital projects required to maintain public transportation systems in a state of good repair. Projects must be included in a transit asset management plan to receive funding. The new formula comprises: (1) the former Fixed Guideway modernization formula; (2) a new service-based formula; and (3) a new formula for buses on HOV lanes.

BUS AND BUS FACILITIES FORMULA GRANTS (SECTION 5339)

A new formula grant program is established under Section 5339, replacing the previous Section 5309 discretionary Bus and Bus Facilities program. This program is a source of funding for the urbanized area, but replaces the previous discretionary program under which the transit system was able to obtain several large grants. The program provides funding to replace, rehabilitate, and purchase buses and related equipment as well as construct bus-related facilities.

LONG RANGE TRANSPORTATION PLAN CONSISTENCY

A primary consideration in the selection of projects is the consistency with the LRTP. The LRTP is a regional plan for surface transportation projects that are regional significance and address the projected surface transportation needs of Puerto Rico residents and visitors.

Using the LRTP as the starting point, major projects that were expected to be ready for implementation within the four-year TIP programming period, were considered by the UZA PRMPO members. The PRMPO members requested project listings also included surface transportation projects and highways projects that are proposed to be funded with federal funds.

REVISION TO THE TIP

The following administrative provisions have been established in order to ensure timely implementation and oversight of the TIPs/STIP for FTA and FHWA project. A revision refers to a change to the TIPs/STIP that occurs as needed. A minor revision is an “administrative modification,” while a major revision is an “amendment,” as described below:

ADMINISTRATIVE MODIFICATION

Administrative modifications are minor revisions to the TIPs/STIP. These types of revisions do not require solicitation of public comment or re-demonstration of financial constraint. However, the TIPs/STIP must remain financially constrained, and administrative modifications must not result in the addition or deletion of another

project, including the deferral of a project to a year that is outside of the four year TIPs/STIP. There are two types of administrative modifications, **pre-approved** and **expedited**:

Pre-Approved Administrative Modifications

To prevent TIPs/STIP procedures from becoming overly burdensome, Federal regulations allow procedures for administrative modifications to be commensurate with its perceived impact. Recognizing the need to streamline the process for these minor changes, pre-approved administrative modifications, are true as long as the following conditions apply:

- The administrative modifications do not affect financial constraint of the TIPs/STIP; and
- The administrative modification does not change the scope of the project or the environmental determination.

The following revisions could be considered as administrative modifications:

- a) The source of federal funds designated for a project may be revised to reflect a different funding program administered by the same U.S. DOT operating agency.
- b) Federal funding for a project may be changed to local funding.
- c) The amount programmed for a project phase may be revised to reflect changes in cost estimates. Additional funding may reflect up to 50% of the project estimated cost, without exceeding the annual allocation of federal funds.
- d) Additional federal funding, such as congressional earmarks or discretionary funds may be added to a project currently included in the TIPs/STIP.
- e) In order to expedite project selection for implementation and ensure timely TIPs/STIP implementation, projects may be advanced from their programmed year if they are “ready-to-go.”
- f) Projects may be deferred to a later year if they are not “ready-to-go” as originally programmed.
- g) A project phase may be deleted or deferred to a year that is outside of the four -year TIPs/STIP as long as another phase of the project remains in the TIPs/STIP and the project’s scope is not affected.

- h) Changes may be made to projects that are included in the TIPs/STIP for illustrative purposes.
- i) A project’s description may be revised or clarified as long as the project’s scope is not affected.

Earmarks and discretionary funds are pre-approved administrative modifications.

Expedited Administrative Modifications

Requests for expedited approval of administrative modifications are submitted directly to the PRMPO Policy Committee without solicitation of public comment. The administrative modification must not affect the financial constraint of the TIPs/STIP.

Expedited administrative modifications include the following:

- a) Changing from replacement buses to expansion buses (and versa).
- b) Changing the scope of a project to accommodate environmental impact mitigation measures.
- c) Changing the size of revenue rolling stock (e.g. vans, 30’ buses) if the changes results in a change in the total carrying capacity by **25 percent or less**.
- d) Changing the quantity for the acquisition for revenue rolling stock that **exceeds 25 percent or less** of the original quantity.

AMENDMENT

In the Metropolitan Transportation Planning Final Rule an Amendment “*means a revision to a long-range statewide or metropolitan transportation plan, TIPs, or STIP that involves a major change to a project included in a metropolitan transportation plan, TIPs, or STIP, including the addition or deletion of a project or a major change in project cost, project/project phase initiation dates, or a major change in design concept or design scope (e.g., changing project termini or the number of through traffic lanes). The changes to projects those are included only for illustrative purposes do not require an amendment. An amendment is a revision that requires public review and comment, re-demonstration of fiscal constraint, or a conformity determination (for metropolitan transportation plans and TIPs involving “non-exempt” projects in nonattainment and*

maintenance areas). In the context of a long-range statewide transportation plan, an amendment is a revision approved by the State in accordance with its public involvement process.”

If the amendment is required, it shall be processed through the PRMPO administrative processes with communication of the changes to the PRMPO policy board, PRDTPW and FHWA/FTA. An amendment requires public review and comment, re-demonstration of fiscal constraint, and a conformity determination in air quality non-attainment and maintenance areas, as needed.

Within the context of current planning rules amendment guidelines, can be further categorized as minor or major.

Major amendment includes the following actions:

- a) Adding a project to the TIPs/STIP.
- b) Deleting a project from the TIPs/STIP, including deferring a project to a year that is outside of the four-year TIPs/STIP.
- c) Significantly modifying the design concept or design scope of a programmed project (e.g., changing the project scope). For projects programmed with FTA funds, a change in a project’s scope is considered “major” if the change materially alters the objective or description of the project, or the size, type, or quantity of items. Examples include:
 - 1- Changing the size of revenue rolling stock (e.g. vans, 30’ buses) if the change results in a change in the total carrying capacity by **more than 25 percent**.
 - 2- Changing the quantity for revenue rolling stock that are **more than 25 percent (plus)** of the original quantity.
 - 3- Revising the amount programmed for a project phase if it increases the estimated total project cost by **more than 50 percent**.

A major amendment to the TIP/STIP requires formal public notice and appropriate comment opportunity as provided in the PRMPO public involvement plan. Following appropriate consideration of public comments, a major amendment requires approval by the PRMPO policy board and must be submitted by PRDTPW to the PHWA and FTA.

THE PRHTA FIVE YEARS PRIORITY CAPITAL IMPROVEMENT PROGRAM (CIP)

The PRHTA CIP is the basis for preparation of the STIP and TIP’s for FHWA federal-aid-projects. Highways and Transportation projects using FHWA funds are also included in the Five-Year CIP, updated no less than once a year. This Program is based on the Agency budget that is financed by revenues from gasoline and diesel taxes, vehicles registration fees, toll road collection, the federal funds apportionment’s (FHWA/FTA), and interim financing and bonds issues.

As a medium range plan the CIP is consistent with the twenty-year master plan prepared by the Puerto Rico Planning Board for the San Juan Metropolitan Region (SJMR). It also considers the metropolitan area transportation studies, the Statewide Transportation Study results and recommendations. Highway projects priorities are based on the following factors:

- Support of public policy regarding land use and development, as established in long and medium range plans
- Improving condition and level of service of existing facilities
- Presence in the master plan
- Projects requested by citizens, legislators, agencies and elected local officials
- Provision of new and improved access to Industrial Parks, Ports, Airports and other points of agricultural, tourism, or commercial importance activities
- Traffic analysis and projections
- Cost benefits analysis of competing projects
- Availability of funds
- Coordination with federal agencies

During the year, the CIP is subjected to continued analysis and changes resulting from project delays in design, increases or decreases in project cost estimates, and other related information. The CIP is updated at least once a year, to reflect changes in bidding dates, project cost, scope of works, and project termini, among other elements.

In compliance with Law Number 74 of the year 1965, the HTA prepares a Capital Improvement Program (CIP), in which all highway and transportation projects, both federal (FHWA) funded and non-federal funded projects, are program for a five year period. The highway and transportation projects that appeared in the CIP are consistent with the TIP and STIP, which in turn are based on the projects recommended on the Regional (UZAS) and the Metropolitan Long Range Transportation Plans.

The CIP is included in the Four Year Investment Program (PICA which stands for Programa de Inversiones de Cuatro Años) prepared by the Puerto Rico Planning Board.

The Program Office of the HTA evaluates the highway project petitions based on the following criteria:


- Support of the public policy regarding land use and development, as establish in the Islandwide Long Range Transportation Plans
- Improving condition and level of service of existing facilities
- Presence in the Islandwide, Metropolitan or Regional Long Range Transportation Plans
- Provision of new and improved access to industrial parks, ports, airports, and other activities such as: agricultural, tourism, or commercial centers
- Traffic analysis projections
- Availability of funds
- Cost benefits analysis of competing projects
- Coordination with federal agencies


Statewide Transportation Improvement Program (STIP) Fiscal Years 2019-2022, Amendment 2

The Puerto Rico Highway and Transportation Authority (PRHTA) is submitting the Statewide Transportation Improvement Program (STIP) for the FY 2019-2022 to the Federal Transit Administration (FTA) and the Federal Highway Administration (FHWA) for their joint consideration and approval. The PRHTA certifies that the transportation planning process is being carried out in accordance with all applicable requirements of:

- (1) 23 U.S.C. 134 and 135, 49 U.S.C. 5303 and 5304, and this part;
- (2) Title VI of the Civil Rights Act of 1964, as amended (42 U.S.C. 2000d-1) and 49 CFR part 21;
- (3) 49 U.S.C. 5332, prohibiting discrimination on the basis of race, color, creed, national origin, sex, or age in employment or business opportunity;
- (4) Section 1101 (b) of the FAST Act (Pub. L. 114-357) and 49 CFR part 26 regarding the involvement of disadvantaged business enterprises in DOT funded projects;
- (5) 23 CFR part 230, regarding implementation of an equal employment opportunity program on Federal and Federal-aid highway construction contracts;
- (6) The provisions of the Americans with Disabilities Act of 1990 (42 U.S.C. 12101 et seq.) and 49 CFR parts 27, 37, and 38;
- (7) In States containing nonattainment and maintenance areas, sections 174 and 176(c) and (d) of the Clean Air Act, as amended (42 U.S.C. 7504, 7506(c) and (d)) and 40 CFR part 1193;
- (8) The Older Americans Act, as amended (42 U.S.C. 6101), prohibiting discrimination on the basis of age in programs or activities receiving Federal financial assistance;
- (9) 23 U.S.C. 324, regarding the prohibition of discrimination based on gender; and
- (10) Section 504 of the Rehabilitation Act of 1973 (29 U.S.C. 794) and 49 CFR part 27 regarding discrimination against individuals with disabilities.

This STIP includes projects for the SJTMA, which is considered an attainment area for air quality standard for particulate matter. The MPO Policy Committee approved the area's TIPs with the understanding that the plan complies with Sections 174 and 176 (c) and (d) of the Clean Air Act as amended (42 U.S.C. 7504, 7506 (c) and (d)).


Eng. Eileen M. Vélez Vega
Secretary of DTPW and President of PRMPO


Date

Federal Transit Administration (FTA)

Summary of Total Federal Estimated Projects Costs

| | Fiscal Years | | | | |
|-------------------|--------------|------|-------------------|------------------|-------------------|
| FTA Section | 2019 | 2020 | 2021 | 2022 | TOTAL |
| Section 5307 | \$ - | \$ - | \$ 154,207,256.50 | \$ 57,560,467.58 | \$ 211,767,724.08 |
| Section 5310 | | | \$ 6,119,279.00 | \$ 991,537.00 | \$ 7,110,816.00 |
| Section 5311 | | | \$ 5,972,522.00 | \$ 29,914.00 | \$ 6,002,436.00 |
| Section 5311 RTAP | | | \$ 187,398.00 | \$ - | \$ 187,398.00 |
| Section 5329 | | | \$ 597,695.00 | \$ - | \$ 597,695.00 |
| Section 5337 | | | \$ 12,000,000.00 | \$ 19,000,000.00 | \$ 31,000,000.00 |
| Section 5339 | | | \$ 7,833,415.00 | \$ 1,780,581.00 | \$ 9,613,996.00 |
| Total | \$ - | \$ - | \$ 186,917,565.50 | \$ 79,362,499.58 | \$ 266,280,065.08 |

Project Financial Plan for FTA Programs

A. San Juan Urbanized Area

I. The Federal cost for projects, for FTA programs, are as follows:

| | Fiscal Years | | | | |
|--------------|--------------|------|------------------|------------------|-------------------|
| FTA Section | 2019 | 2020 | 2021 | 2022 | TOTAL |
| Section 5307 | \$ - | \$ - | \$ 74,985,240.50 | \$ 34,151,332.58 | \$ 109,136,573.08 |
| Section 5310 | \$ - | \$ - | \$ 2,970,627.00 | \$ 334,712.00 | \$ 3,305,339.00 |
| Section 5329 | | | \$ 597,695.00 | \$ - | \$ 597,695.00 |
| Section 5337 | \$ - | \$ - | \$ 12,000,000.00 | \$ 19,000,000.00 | \$ 31,000,000.00 |
| Section 5339 | \$ - | \$ - | \$ 7,833,415.00 | \$ 1,780,581.00 | \$ 9,613,996.00 |
| Total | \$ - | \$ - | \$ 98,386,977.50 | \$ 55,266,625.58 | \$ 153,653,603.08 |

II. FTA federal assistance is distributed as follow:(carryover projects are included):

SAN JUAN URBANIZED AREA APPORTIONMENT

| SECTION 5307 AND 5340 URBANIZED AREA | |
|--------------------------------------|------------------|
| FY 2015 Apportionment | \$6,401,720.00 |
| FY 2016 Apportionment | \$0.00 |
| FY 2017 Apportionment | \$14,951,597.00 |
| FY 2018 Apportionment | \$26,695,846.00 |
| FY 2019 Apportionment | \$26,198,112.00 |
| FY 2020 Apportionment | \$26,901,585.00 |
| FY 2021 Apportionment | \$27,608,663.00 |
| Total Funds Available | \$128,757,523.00 |

| SECTION 5310 ENHANCED MOBILITY OF SENIORS AND INDIVIDUALS WITH DISABILITIES PROGRAM | |
|---|-----------------|
| FY 2018 Apportionment | \$2,547,421.00 |
| FY 2019 Apportionment | \$2,546,469.00 |
| FY 2020 Apportionment | \$2,558,984.00 |
| FY 2021 Apportionment | \$2,538,009.00 |
| Total Funds Available | \$10,190,883.00 |

| SECTION 5329 STATE SAFETY OVERSIGHT | |
|-------------------------------------|----------------|
| FY 2018 Apportionment | \$166,417.00 |
| FY 2019 Apportionment | \$300,645.00 |
| FY 2020 Apportionment | \$306,092.00 |
| FY 2021 Apportionment | \$353,277.00 |
| Total Funds Available | \$1,126,431.00 |

| SECTION 5337 HIGH INTENSITY FIXED GUIDEWAY STATE OF GOOD REPAIR | |
|---|-----------------|
| FY 2017 Apportionment | \$2,633,470.00 |
| FY 2018 Apportionment | \$7,952,222.00 |
| FY 2019 Apportionment | \$7,648,119.00 |
| FY 2020 Apportionment | \$7,054,004.00 |
| FY 2021 Apportionment | \$7,130,366.00 |
| Total Funds Available | \$32,418,181.00 |

| SECTION 5339 BUS AND BUS FACILITIES FORMULA | |
|---|-----------------|
| FY 2017 Apportionment | \$2,633,470.00 |
| FY 2018 Apportionment | \$3,169,864.00 |
| FY 2019 Apportionment | \$2,784,245.00 |
| FY 2020 Apportionment | \$2,290,827.00 |
| FY 2021 Apportionment | \$2,790,527.00 |
| Total Funds Available | \$13,668,933.00 |

Project Financial Plan for FTA Programs

A. Aguadilla Urbanized Area

I. The Federal cost for projects, for FTA programs, are as follows:

| | Fiscal Years | | | | |
|--------------|--------------|------|-----------------|---------------|-----------------|
| FTA Section | 2019 | 2020 | 2021 | 2022 | TOTAL |
| Section 5307 | \$ - | \$ - | \$ 4,721,885.00 | \$ 61,507.00 | \$ 4,783,392.00 |
| Section 5310 | \$ - | \$ - | \$ 903,734.00 | \$ 466,825.00 | \$ 1,370,559.00 |
| Section 5339 | \$ - | \$ - | \$ 531,050.00 | \$ 42,047.00 | \$ 573,097.00 |
| <i>Total</i> | \$ - | \$ - | \$ 6,156,669.00 | \$ 570,379.00 | \$ 6,727,048.00 |

II. FTA federal assistance is distributed as follow (carryover projects are included):

AGUADILLA URBANIZED AREA APPORTIONMENT

| SECTION 5307 AND 5340 URBANIZED AREA | |
|--------------------------------------|------------------------|
| FY 2015 Apportionment | \$2,608,339.00 |
| FY 2016 Apportionment | \$2,531,326.00 |
| FY 2017 Apportionment | \$2,390,864.00 |
| FY 2018 Apportionment | \$2,554,504.00 |
| FY 2019 Apportionment | \$2,580,970.00 |
| FY 2020 Apportionment | \$2,641,752.00 |
| FY 2021 Apportionment | \$2,633,761.00 |
| <i>Total Funds Available</i> | <i>\$17,941,516.00</i> |

| SECTION 5310 ENHANCED MOBILITY OF SENIORS AND INDIVIDUALS WITH DISABILITIES PROGRAM | |
|---|-----------------------|
| FY 2018 Apportionment | \$285,560.00 |
| FY 2019 Apportionment | \$395,184.00 |
| FY 2020 Apportionment | \$396,353.00 |
| FY 2021 Apportionment | \$379,959.00 |
| <i>Total Funds Available</i> | <i>\$1,457,056.00</i> |

| SECTION 5339 BUS AND BUS FACILITIES FORMULA GRANTS | |
|--|-----------------------|
| FY 2017 Apportionment | \$89,199.00 |
| FY 2018 Apportionment | \$317,771.00 |
| FY 2019 Apportionment | \$288,030.00 |
| FY 2020 Apportionment | \$300,669.00 |
| FY 2021 Apportionment | \$276,217.00 |
| <i>Total Funds Available</i> | <i>\$1,563,658.00</i> |

Project Financial Plan for FTA Programs

A. Urbanized Areas Under 200,000 in Population (UZA)

I. The Federal cost for projects, for FTA programs, are as follows:

| | Fiscal Years | | | | |
|--------------|--------------|------|------------------|------------------|-------------------|
| FTA Section | 2019 | 2020 | 2021 | 2022 | TOTAL |
| Section 5307 | \$ - | \$ - | \$ 74,500,131.00 | \$ 23,347,628.00 | \$ 97,847,759.00 |
| Section 5310 | \$ - | \$ - | \$ 2,244,918.00 | \$ 190,000.00 | \$ 2,434,918.00 |
| Section 5337 | | \$ - | \$ 13,500,000.00 | \$ - | \$ 13,500,000.00 |
| Section 5339 | \$ - | \$ - | \$ 6,370,226.00 | \$ 2,261,645.00 | \$ 8,631,871.00 |
| <i>Total</i> | | \$ - | \$ 96,615,275.00 | \$ 25,799,273.00 | \$ 122,414,548.00 |

II. FTA federal assistance is distributed as follow (carryover projects are included) :

URBANIZED AREAS UNDER 200,000 POPULATION APPORTIONMENT

| SECTION 5307 AND 5340 URBANIZED AREA | |
|--------------------------------------|-------------------------|
| FY 2015 Apportionment | \$3,250,608.00 |
| FY 2016 Apportionment | \$16,418,450.00 |
| FY 2017 Apportionment | \$16,087,132.00 |
| FY 2018 Apportionment | \$16,428,612.00 |
| FY 2019 Apportionment | \$16,631,377.00 |
| FY 2020 Apportionment | \$17,033,736.00 |
| FY 2021 Apportionment | \$16,497,645.00 |
| <i>Total Funds Available</i> | <i>\$102,347,560.00</i> |

| SECTION 5310 ENHANCED MOBILITY OF SENIORS AND INDIVIDUALS WITH DISABILITIES PROGRAM | |
|---|-----------------------|
| FY 2018 Apportionment | \$1,978,474.00 |
| FY 2019 Apportionment | \$1,973,435.00 |
| FY 2020 Apportionment | \$2,021,589.00 |
| FY 2021 Apportionment | \$2,017,688.00 |
| <i>Total Funds Available</i> | <i>\$7,991,186.00</i> |

| SECTION 5337 HIGH INTENSITY FIXED GUIDEWAY STATE | |
|--|------------------------|
| FY 2017 Apportionment | \$3,521,679.00 |
| FY 2018 Apportionment | \$4,082,201.00 |
| FY 2019 Apportionment | \$3,900,538.00 |
| FY 2020 Apportionment | \$3,576,384.00 |
| FY 2021 Apportionment | \$0.00 |
| <i>Total Funds Available</i> | <i>\$15,080,802.00</i> |

| SECTION 5339 BUS AND BUS FACILITIES FORMULA | |
|---|-----------------------|
| FY 2017 Apportionment | \$222,205.00 |
| FY 2018 Apportionment | \$1,875,958.00 |
| FY 2019 Apportionment | \$1,718,420.00 |
| FY 2020 Apportionment | \$1,788,512.00 |
| FY 2021 Apportionment | \$1,648,444.00 |
| <i>Total Funds Available</i> | <i>\$7,253,539.00</i> |

Project Financial Plan for FTA Programs

A. Non-urbanized Area

I. The Federal cost for projects, for FTA programs, are as follows:

| FTA Section | Fiscal Years | | | | TOTAL |
|-------------------|--------------|------|-----------------|--------------|-----------------|
| | 2019 | 2020 | 2021 | 2022 | |
| Section 5311 | \$ - | \$ - | \$ 5,972,522.00 | \$ 29,914.00 | \$ 6,002,436.00 |
| Section 5311 RTAP | \$ - | \$ - | \$ 187,398.00 | \$ - | \$ 187,398.00 |
| Section 5310 | \$ - | \$ - | \$ - | \$ - | \$ - |
| <i>Total</i> | \$ - | \$ - | \$ 6,159,920.00 | \$ 29,914.00 | \$ 6,189,834.00 |

II. FTA federal assistance is distributed as follow (carryover projects are included) :

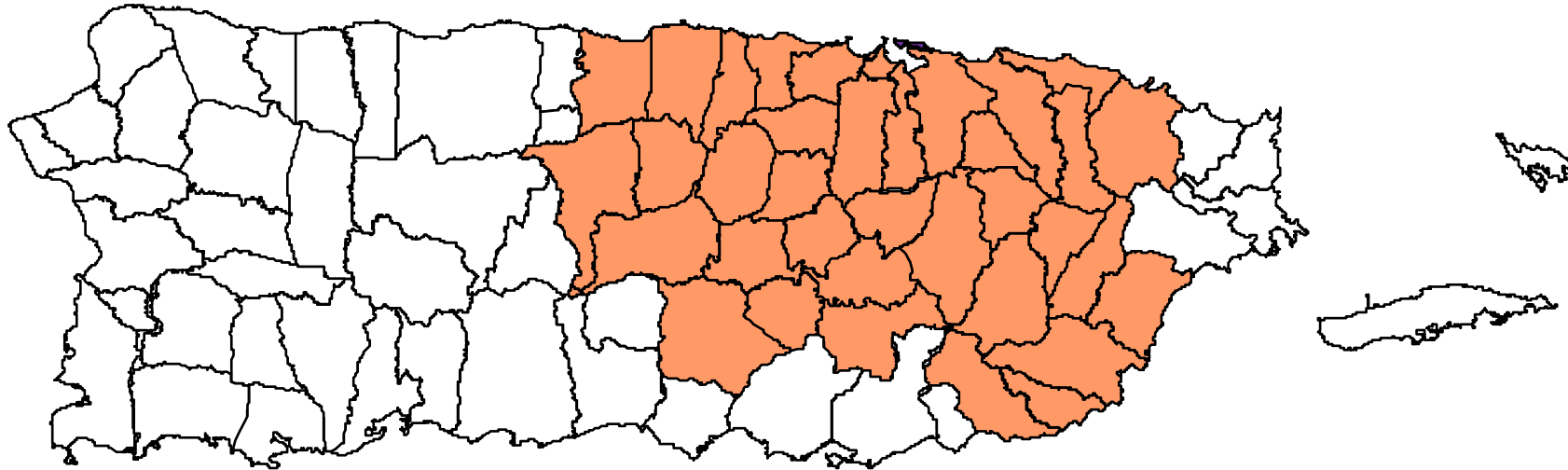
NON-URBANIZED AREA

| SECTION 5311 URBANIZED AREA | |
|------------------------------|-----------------------|
| FY 2018 Apportionment | \$1,158,702.00 |
| FY 2019 Apportionment | \$2,227,209.00 |
| FY 2020 Apportionment | \$2,265,122.00 |
| FY 2021 Apportionment | \$2,273,563.00 |
| <i>Total Funds Available</i> | <i>\$7,924,596.00</i> |

| SECTION 5311-RTAP URBANIZED AREA | |
|----------------------------------|---------------------|
| FY 2018 Apportionment | \$93,699.00 |
| FY 2019 Apportionment | \$98,131.00 |
| FY 2020 Apportionment | \$99,053.00 |
| FY 2021 Apportionment | \$99,053.00 |
| <i>Total Funds Available</i> | <i>\$389,936.00</i> |

| SECTION 5310 DS URBANIZED AREA | |
|--------------------------------|---------------------|
| FY 2018 Apportionment | \$223,869.00 |
| FY 2019 Apportionment | \$228,676.00 |
| FY 2020 Apportionment | \$233,391.00 |
| FY 2021 Apportionment | \$230,152.00 |
| <i>Total Funds Available</i> | <i>\$916,088.00</i> |

San Juan Urbanized Area



 *San Juan Urbanized Area (UA > 1,000,000 in Population)*



Government of Puerto Rico

Puerto Rico Department of Transportation and Public Works

Puerto Rico Highway and Transportation Authority

Statewide Transportation Improvement Program (STIP)

FEDERAL TRANSIT ADMINISTRATION (FTA)

San Juan Urbanized Area (SJUA)

(UA > 1,000,000 in Population)

Section 5307

GOVERNMENT OF PUERTO RICO
 PUERTO RICO DEPARTMENT OF TRANSPORTATION AND PUBLIC WORKS
 PUERTO RICO HIGHWAY AND TRANSPORTATION AUTHORITY
 STATEWIDE TRANSPORTATION IMPROVEMENT PROGRAM
 FISCAL YEARS 2019 - 2022
 AMENDMENT #2
 Administrative Modification #1

SECTION 5307: SAN JUAN URBANIZED AREA (SJUA)

| Num. | Description | Grantee | Year | | Annual Element | | | | Total Estimated Cost | Project Justification | Source of Local Funds | Remarks |
|------|--|--------------|------|---|----------------|------|-----------|--------|----------------------|-----------------------------------|-----------------------|--|
| | | | | | 2019 | 2020 | 2021 | 2022 | | | | |
| 1 | Improvements to the public transportation terminal | Aibonito | 2018 | F | | | 83,093 | - | 83,093 | Narrative Justification Submitted | Toll Credit | Carryover FY 2018 TRAMS #5489-2020-18 |
| | | | | S | | | | - | | | | |
| | | | | T | | | 83,093 | - | 83,093 | | | |
| 2 | Design and Engineering for the Construction of Maintenance Facilities, Phase I | Aibonito | 2018 | F | | | 50,400 | - | 50,400 | Narrative Justification Submitted | Toll Credit | Carryover FY 2018 |
| | | | | S | | | | - | | | | |
| | | | | T | | | 50,400 | - | 50,400 | | | |
| 3 | Construction of the Maintenance Facilities, Phase II | Aibonito | 2018 | F | | | 310,980 | | 310,980 | Narrative Justification Submitted | Toll Credit | Carryover FY 2018 |
| | | | | S | | | | | | | | |
| | | | | T | | | 310,980 | | 310,980 | | | |
| 4 | Acquisition of Equipment and Tools for the Maintenance Facilities | Aibonito | 2018 | F | | | 80,000 | - | 80,000 | Narrative Justification Submitted | Toll Credit | Carryover FY 2018 |
| | | | | S | | | | - | | | | |
| | | | | T | | | 80,000 | - | 80,000 | | | |
| 5 | Acquisition of two vehicles - 11 passengers for new routes | Aibonito | 2019 | F | | | 180,000 | - | 180,000 | Narrative Justification Submitted | Toll Credit | Carryover FY 2018 TRAMS#5489-2020-18 |
| | | | | S | | | - | - | - | | | |
| | | | | T | | | 180,000 | - | 180,000 | | | |
| 6 | Design and Engineering for the Construction of Maintenance Facilities, Phase I | Barranquitas | 2018 | F | | | 51,064 | - | 51,064 | Narrative Justification Submitted | Toll Credit | Carryover FY 2019 |
| | | | | S | | | | - | | | | |
| | | | | T | | | 51,064 | - | 51,064 | | | |
| 7 | Construction of the Maintenance Facilities, Phase II | Barranquitas | 2018 | F | | | 357,608 | | 357,608 | Narrative Justification Submitted | Toll Credit | Carryover FY 2018 |
| | | | | S | | | | | | | | |
| | | | | T | | | 357,608 | | 357,608 | | | |
| 8 | Improvement to Trolley Maintenance Garage, Phase II | Bayamón | 2013 | F | | | 144,000 | - | 144,000 | Narrative Justification Submitted | Toll Credit | Carryover Funds \$144,000 FY 2013 Application under FTA Consideration. TrAMS # 2008-2017-1 |
| | | | | S | | | | - | - | | | |
| | | | | T | | | 144,000 | - | 144,000 | | | |
| 9 | Improvement to Trolley Maintenance Garage, Phase II-B | Bayamón | 2016 | F | | | 1,420,000 | - | 1,420,000 | Narrative Justification Submitted | Toll Credit | TRAMS# 2008-2017-1 |
| | | | | S | | | | - | - | | | |
| | | | | T | | | 1,420,000 | - | 1,420,000 | | | |
| 10 | Maintenance of Transit fleet | Bayamón | 2015 | F | | | 123,415 | | 123,415 | Narrative Justification Submitted | Toll Credit | Carryover Fund FY2018 28,849 2008-2019-1; FY\$29,137, FY2020 \$29,429. An additional funds of \$36,000 where included from project Light duty support vehicle. |
| | | | | S | | | | | - | | | |
| | | | | T | | | | | 123,415 | | | |
| 11 | Operational Assistance for ADA Paratransit Program | Bayamón | 2015 | F | | | 266,399 | 84,080 | 350,479 | Narrative Justification Submitted | Toll Credit | FY 15, 16 & 17 with a total of \$193,926 in FTA Grant 2018-002-00. FY2018 Application 2008-2019-1; FY19 \$65,939 FY2020 \$66,598 |
| | | | | S | | | | | - | | | |
| | | | | T | | | 266,399 | 84,080 | 350,479 | | | |

GOVERNMENT OF PUERTO RICO
 PUERTO RICO DEPARTMENT OF TRANSPORTATION AND PUBLIC WORKS
 PUERTO RICO HIGHWAY AND TRANSPORTATION AUTHORITY
 STATEWIDE TRANSPORTATION IMPROVEMENT PROGRAM
 FISCAL YEARS 2019 - 2022
 AMENDMENT #2

SECTION 5307: SAN JUAN URBANIZED AREA (SJUA)

Administrative Modification #1

| Num. | Description | Grantee | Year | Annual Element | | | | Total Estimated Cost | Project Justification | Source of Local Funds | Remarks |
|------|---|---------|------|----------------|------|-----------|---------|----------------------|-----------------------------------|-----------------------|--|
| | | | | 2019 | 2020 | 2021 | 2022 | | | | |
| 12 | Pedestrian Improvements on Dr. Veve Street | Bayamón | 2015 | F | | 2,287,832 | - | 2,287,832 | Narrative Justification Submitted | Toll Credit | Carryover Funds \$1,143,916 FY 2016 Associate Transit Improvements |
| | | | | S | | | - | - | | | |
| | | | | T | | 2,287,832 | - | 2,287,832 | | | |
| 13 | Pedestrian and bicycle connection in Santa Cruz Sector (Tren Urbano - PR-5 - Santa Cruz Street) | Bayamón | 2015 | F | | 3,172,110 | | 3,172,110 | Narrative Justification Submitted | Toll Credit | Carryover Funds \$1,057,370 FY 2016 Associate Transit Improvements |
| | | | | S | | | | - | | | |
| | | | | T | | 3,172,110 | | 3,172,110 | | | |
| 14 | Operation and administrative equipment office of the paratransit /territorial planning programs | Bayamón | 2018 | F | | 8,000 | - | 8,000 | Narrative Justification Submitted | Toll Credit | Carryover Funds FY 2018. |
| | | | | S | | | - | - | | | |
| | | | | T | | 8,000 | - | 8,000 | | | |
| 15 | Software for automatic transit development passanger | Bayamón | 2018 | F | | 120,000 | - | 120,000 | Narrative Justification Submitted | Toll Credit | |
| | | | | S | | | - | - | | | |
| | | | | T | | 120,000 | - | 120,000 | | | |
| 16 | Replacement of 4 Paratransit Vehicles | Bayamón | 2020 | F | | 490,000 | - | 490,000 | Narrative Justification Submitted | Toll Credit | An addinal funds of \$320,000 where included from project Repair and Maintenance to Kuillan and Guadarrama Public Transportation Terminal, Phase I |
| | | | | S | | | - | - | | | |
| | | | | T | | 490,000 | - | 490,000 | | | |
| 17 | Preventive Maintenance for the Intermodal Terminal | Bayamón | 2020 | F | | 5,000 | - | 5,000 | Narrative Justification Submitted | Toll Credit | |
| | | | | S | | | - | - | | | |
| | | | | T | | 5,000 | - | 5,000 | | | |
| 18 | Preventive Maintenance for the Public Transportation Services | Caguas | 2014 | F | | 275,438 | 137,719 | 413,157 | Narrative Justification Submitted | Toll Credit | Carryover FY18 (\$45,450), FY19 (\$45,905), FY20 (\$46,364), FY21(\$137,719) TRAMS #2417-2021-1 |
| | | | | S | | | | - | | | |
| | | | | T | | 275,438 | 137,719 | 413,157 | | | |
| 19 | Provision of Paratransit Services | Caguas | 2015 | F | | 181,584 | 90,792 | 272,376 | Narrative Justification Submitted | Toll Credits | Carryover Funds FY18 \$89,890, FY19 \$90,789 FY20 (\$91,697) TRAMS#2417-2018-1 |
| | | | | S | | | | - | | | |
| | | | | T | | 181,584 | 90,792 | 272,376 | | | |
| 20 | Acquisition of Two (2) Support Vehicles | Caguas | 2020 | F | | 80,000 | | 80,000 | Narrative Justification Submitted | Toll Credits | TRAMS #2417-2021-1 |
| | | | | S | | | | - | | | |
| | | | | T | | 80,000 | | 80,000 | | | |
| 21 | Design, Engineering, Permisology amd NEPA for the Construction of Maintenance Garage | Caguas | 2021 | F | | 400,000 | | 400,000 | Narrative Justification Submitted | Toll Credits | |
| | | | | S | | | | - | | | |
| | | | | T | | 400,000 | | 400,000 | | | |

GOVERNMENT OF PUERTO RICO
PUERTO RICO DEPARTMENT OF TRANSPORTATION AND PUBLIC WORKS
PUERTO RICO HIGHWAY AND TRANSPORTATION AUTHORITY
STATEWIDE TRANSPORTATION IMPROVEMENT PROGRAM
FISCAL YEARS 2019 - 2022
AMENDMENT #2

SECTION 5307: SAN JUAN URBANIZED AREA (SJUA)

Administrative Modification #1

| Num. | Description | Grantee | Year | Annual Element | | | | Total Estimated Cost | Project Justification | Source of Local Funds | Remarks |
|------|--|-----------|------|----------------|------|-----------|---------|----------------------|-----------------------------------|-----------------------|--|
| | | | | 2019 | 2020 | 2021 | 2022 | | | | |
| 22 | Acquisition of (4) 30' low rider buses form31 passengers for the replacement of 4 trolleys | Caguas | 2021 | F | | 1,580,000 | | 1,580,000 | Narrative Justification Submitted | Toll Credits | |
| | | | | S | | | | - | | | |
| | | | | T | | 1,580,000 | | 1,580,000 | | | |
| 23 | Acquisition of one (1) trolley | Canóvanas | 2015 | F | | 199,563 | | 199,563 | Narrative Justification Submitted | Toll Credits | TRAMS#5489-2020-18 |
| | | | | S | | | | - | | | |
| | | | | T | | 199,563 | | 199,563 | | | |
| 24 | Preventive Maintenance for Transít Fleet (SITUR) | Canóvanas | 2020 | F | | 35,000 | | 35,000 | Narrative Justification Submitted | Toll Credit | TRAMS#5489-2020-18 |
| | | | | S | - | | | - | | | |
| | | | | T | - | 35,000 | | 35,000 | | | |
| 25 | Preventive Maintenance for Public Transportation | Canóvanas | 2015 | F | | 270,855 | | 270,855 | Narrative Justification Submitted | Toll Credits | Carryover Funds \$80,000 FY 2015 & \$44,800 FY 2016. Carryover FY2017 \$45,000 & FY2018 \$50,000 |
| | | | | S | - | | | - | | | |
| | | | | T | - | 270,855 | - | 270,855 | | | |
| 26 | Design & NEPA for Maintenance Facilities of SITUR | Canóvanas | 2018 | F | | 45,000 | | 45,000 | Narrative Justification Submitted | Toll Credit | Carryover Funds FY 2018. |
| | | | | S | | | | - | | | |
| | | | | T | | 45,000 | | 45,000 | | | |
| 27 | Security System for bus stops of the Sistema de Transporte Colectivo of Canóvanas (SITUR) | Canóvanas | 2019 | F | | 33,125 | | 33,125 | Narrative Justification Submitted | Toll Credit | Carryover Funds FY 2019. |
| | | | | S | | | | - | | | |
| | | | | T | | 33,125 | | 33,125 | | | |
| 28 | Preventive Maintenance | Carolina | 2016 | F | | 568,955 | 343,592 | 912,547 | Narrative Justification Submitted | Toll Credit | Carryover Funds FY 2016, 2017, 2018, 2019 TRAMS # 2038-2019-1 |
| | | | | S | | | | - | | | |
| | | | | T | - | 568,955 | 343,592 | 912,547 | | | |
| 29 | Drugs and Alcohol Test | Carolina | 2018 | F | | 5,712 | | 5,712 | Narrative Justification Submitted | Toll Credit | \$832 in TRAMS #2038-2019-1 & \$4,880 in TRAMS #2038-2020-3 |
| | | | | S | | | | - | | | |
| | | | | T | - | 5,712 | | 5,712 | | | |
| 30 | Drivers and Physical Examination | Carolina | 2018 | F | | 16,800 | | 16,800 | Narrative Justification Submitted | Toll Credit | \$1,800 in TRAMS #2038-2019-1 & \$15,000 in TRAMS #2038-2020-3 |
| | | | | S | | | | - | | | |
| | | | | T | - | 16,800 | | 16,800 | | | |
| 31 | Employee Education Training | Carolina | 2018 | F | | 19,360 | | 19,360 | Narrative Justification Submitted | Toll Credit | \$3,360 in TRAMS #2038-2019-1 & \$16,000 in TRAMS #2038-2020-3 |
| | | | | S | | | | - | | | |
| | | | | T | | 19,360 | - | 19,360 | | | |

GOVERNMENT OF PUERTO RICO
 PUERTO RICO DEPARTMENT OF TRANSPORTATION AND PUBLIC WORKS
 PUERTO RICO HIGHWAY AND TRANSPORTATION AUTHORITY
 STATEWIDE TRANSPORTATION IMPROVEMENT PROGRAM
 FISCAL YEARS 2019 - 2022
 AMENDMENT #2
 Administrative Modification #1

SECTION 5307: SAN JUAN URBANIZED AREA (SJUA)

| Num. | Description | Grantee | Year | | Annual Element | | | | Total Estimated Cost | Project Justification | Source of Local Funds | Remarks |
|------|--|----------|------|---|----------------|------|---------|-----------|----------------------|-----------------------------------|-----------------------|---|
| | | | | | 2019 | 2020 | 2021 | 2022 | | | | |
| 32 | Intelligent Transportation System- Monthly Payment Support | Carolina | 2018 | F | | | 55,400 | 55,400 | 110,800 | Narrative Justification Submitted | Toll Credit | TRAMS# 2038-2019-1 |
| | | | | S | | | | | - | | | |
| | | | | T | | | 55,400 | 55,400 | 110,800 | | | |
| 33 | Security Cameras/DVR System- Monthly Payment Support | Carolina | 2018 | F | | | 47,680 | 47,680 | 95,360 | Narrative Justification Submitted | Toll Credit | TRAMS# 2038-2019-1 |
| | | | | S | | | | | - | | | |
| | | | | T | - | | 47,680 | 47,680 | 95,360 | | | |
| 34 | Repair of Bus Wash Facilities | Carolina | 2018 | F | | | 10,000 | | 10,000 | Narrative Justification Submitted | Toll Credit | TRAMS# 2038-2019-1 |
| | | | | S | | | | | | | | |
| | | | | T | | | 10,000 | | 10,000 | | | |
| 35 | Replacing Communications Equipment | Carolina | 2018 | F | | | 28,983 | | 28,983 | Narrative Justification Submitted | Toll Credit | TRAMS# 2038-2019-1 |
| | | | | S | | | | | | | | |
| | | | | T | - | | 28,983 | | 28,983 | | | |
| 36 | Contracting on the Non-fixed ADA Paratransit Services | Carolina | 2019 | F | | | 178,800 | 138,000 | 316,800 | Narrative Justification Submitted | Toll Credit | Carryover Funds FY19 \$59,600 and FY 2020 \$119,200 TRAMS# 2038-2020-3. Additional funds where assigned (\$78,400) from project Rehabilitation of Barrazas Bus Terminal Facilities. |
| | | | | S | | | | | - | | | |
| | | | | T | | | 178,800 | 138,000 | 316,800 | | | |
| 37 | Acquisition of 3 Laptops Computer Hardware and Software | Carolina | 2019 | F | | | 5,174 | | 5,174 | Narrative Justification Submitted | Toll Credit | Carryover FY19 TRAMS #2038-2020-3 |
| | | | | S | | | | | - | | | |
| | | | | T | | | 5,174 | | 5,174 | | | |
| 38 | Engineering and Design - Bus Shelters Construction (2nd phase) | Carolina | 2019 | F | | | 176,310 | | 176,310 | Narrative Justification Submitted | Toll Credit | Carryover FY19 TRAMS #2038-2019-1 |
| | | | | S | | | | | - | | | |
| | | | | T | | | 176,310 | | 176,310 | | | |
| 39 | Project Management- Supervision of the Bus Shelters Construction 2nd Phase | Carolina | 2020 | F | | | 25,645 | | 25,645 | Narrative Justification Submitted | Toll Credit | TRAMS #2038-2020-3 |
| | | | | S | | | | | - | | | |
| | | | | T | | | 25,645 | | 25,645 | | | |
| 40 | Construction Management - Inspection of the Bus Shelters Construction (2nd Phase) | Carolina | 2019 | F | | | 112,197 | | 112,197 | Narrative Justification Submitted | Toll Credit | Carryover FY19 TRAMS #2038-2020-3 |
| | | | | S | | | | | - | | | |
| | | | | T | | | 112,197 | | 112,197 | | | |
| 41 | Purchase of four (4) Low Floor Transit Buses for the Public Transportation System. | Carolina | 2020 | F | | | | 1,650,117 | 1,650,117 | Narrative Justification Submitted | Toll Credit | |
| | | | | S | | | | | | | | |
| | | | | T | | | | 1,650,117 | 1,650,117 | | | |

GOVERNMENT OF PUERTO RICO
PUERTO RICO DEPARTMENT OF TRANSPORTATION AND PUBLIC WORKS
PUERTO RICO HIGHWAY AND TRANSPORTATION AUTHORITY
STATEWIDE TRANSPORTATION IMPROVEMENT PROGRAM
FISCAL YEARS 2019 - 2022

AMENDMENT #2

Administrative Modification #1

SECTION 5307: SAN JUAN URBANIZED AREA (SIJA)

| Num. | Description | Grantee | Year | Annual Element | | | | Total Estimated Cost | Project Justification | Source of Local Funds | Remarks |
|------|---|----------|------|----------------|------|---------|------|----------------------|-----------------------------------|-----------------------|---|
| | | | | 2019 | 2020 | 2021 | 2022 | | | | |
| 42 | Purchase of two (2) Low Floor Transit Buses for the Public Transportation System. | Carolina | 2020 | F | | 624,000 | | 624,000 | Narrative Justification Submitted | Toll Credit | TRAMS #2038-2020-3 |
| | | | | S | | | | | | | |
| | | | | T | | 624,000 | | 624,000 | | | |
| 43 | Purchase of Uniforms and related items for the Transit Service Drivers | Carolina | 2020 | F | | 9,104 | | 9,104 | Narrative Justification Submitted | Toll Credit | TRAMS #2038-2020-3 |
| | | | | S | | | | - | | | |
| | | | | T | | 9,104 | | 9,104 | | | |
| 44 | Design Transit Buses Yard, Staff Office and Driver Rest Area | Carolina | 2020 | F | | 76,592 | | 76,592 | Narrative Justification Submitted | Toll Credit | Carryover FY20 TRAMS #2038-2020-3 |
| | | | | S | | | | - | | | |
| | | | | T | | 76,592 | | 76,592 | | | |
| 45 | Construction of Transit Buses Yard, Staff Office and Driver Rest Area | Carolina | 2020 | F | | 619,700 | | 619,700 | Narrative Justification Submitted | Toll Credit | TRAMS #2038-2020-3 |
| | | | | S | | | | - | | | |
| | | | | T | | 619,700 | | 619,700 | | | |
| 46 | Design Rehab of Sidewalks/ Access Around the Bus Shelter | Carolina | 2020 | F | | 61,134 | | 61,134 | Narrative Justification Submitted | Toll Credit | Carryover FY20 TRAMS #2038-2020-3 |
| | | | | S | | | | - | | | |
| | | | | T | | 61,134 | | 61,134 | | | |
| 47 | Construction/ Rehab of Sidewalks/ Access Around the Bus Shelter | Carolina | 2020 | F | | 494,630 | | 494,630 | Narrative Justification Submitted | Toll Credit | TRAMS #2038-2020-3 |
| | | | | S | | | | - | | | |
| | | | | T | | 494,630 | | 494,630 | | | |
| 48 | Preventive Maintenance Cost for Transit System | Cataño | 2016 | F | | 202,416 | | 202,416 | Narrative Justification Submitted | Toll Credit | Carryover Funds FY 16 (\$40,000) Application 5320-2018-1. Carryover funds FY 17 (\$80,000), FY18 (\$40,440), FY19 (\$40,804) & FY20 (\$41,212) TRAMS#5489-2020-20 |
| | | | | S | - | | | - | | | |
| | | | | T | - | 202,416 | - | 202,416 | | | |
| 49 | Operational Assistance for ADA Paratransit Services | Cataño | 2018 | F | | 192,000 | | 192,000 | Narrative Justification Submitted | Toll Credit | Carryover Funds FY18 \$64,000 FY19 \$64,000 TRAMS# 5489-2020-20 |
| | | | | S | | | | - | | | |
| | | | | T | | 192,000 | | 192,000 | | | |
| 50 | Preventive Maintenance Cost for Transit System | Cayey | 2013 | F | | 199,776 | | 199,776 | Narrative Justification Submitted | Toll Credit | Carryover Funds \$31,614 for FY13 & \$27,568 for FY14. FY 13,14,15,16,17 and 18 TRAMS# 5584-2016-1. |
| | | | | S | | | | - | | | |
| | | | | T | | 199,776 | | 199,776 | | | |

GOVERNMENT OF PUERTO RICO
 PUERTO RICO DEPARTMENT OF TRANSPORTATION AND PUBLIC WORKS
 PUERTO RICO HIGHWAY AND TRANSPORTATION AUTHORITY
 STATEWIDE TRANSPORTATION IMPROVEMENT PROGRAM
 FISCAL YEARS 2019 - 2022
 AMENDMENT #2

SECTION 5307: SAN JUAN URBANIZED AREA (SJUA)

Administrative Modification #1

| Num. | Description | Grantee | Year | Annual Element | | | | Total Estimated Cost | Project Justification | Source of Local Funds | Remarks |
|------|--|---------|------|----------------|------|---------|-----------|----------------------|-----------------------------------|-----------------------|---|
| | | | | 2019 | 2020 | 2021 | 2022 | | | | |
| 51 | Provision of Paratransit Services in Accordance with ADA Regulations | Cayey | 2013 | F | | 685,959 | | 685,959 | Narrative Justification Submitted | Toll Credit | Carryover Funds \$86,368 for FY13, \$86,368 for FY14, \$79,984 FY15 & \$79,984 FY16. FY 2013 & 2014 in TRAMS# 5584-2016-1 |
| | | | | S | | | | | | | |
| | | | | T | | 685,959 | | 685,959 | | | |
| 52 | Construction of Sidewalks and Ramps, Removal of Architectural Barriers along the Trolley Route | Cayey | 2018 | F | | 175,532 | | 175,532 | Narrative Justification Submitted | Toll Credit | Carryover FY 2019 \$175,532 |
| | | | | S | | | | - | | | |
| | | | | T | | 175,532 | - | 175,532 | | | |
| 53 | Design and Engineering of Construction of Transportation Buses Maintenance & Garage Center | Cayey | 2019 | F | | 350,000 | | 350,000 | Narrative Justification Submitted | Toll Credit | Carryover Funds FY2019 \$350,000 |
| | | | | S | | | | - | | | |
| | | | | T | | 350,000 | | 350,000 | | | |
| 54 | Construction of Transportation Buses Maintenance & Garage Center | Cayey | 2019 | F | | | 1,000,000 | 1,000,000 | Narrative Justification Submitted | Toll Credit | Pending PRHTA evaluation Carryover Funds FY19 |
| | | | | S | | | | - | | | |
| | | | | T | | | 1,000,000 | 1,000,000 | | | |
| 55 | Acquisition of two (2) 32 feet Minibuses of 24 passengers for the replacement of two 30 feet minibuses | Cayey | 2020 | F | | 540,000 | | 540,000 | Narrative Justification Submitted | Toll Credit | Carryover Funds FY2020 \$540,000 |
| | | | | S | | | | - | | | |
| | | | | T | | 540,000 | | 540,000 | | | |
| 56 | Design of Pedestrian Bridge from Main Terminal to Turabo University | Cayey | 2020 | F | | 150,000 | | 150,000 | Narrative Justification Submitted | Toll Credit | Carryover Funds FY2020 \$150,000 |
| | | | | S | | | | - | | | |
| | | | | T | | 150,000 | | 150,000 | | | |
| 57 | Preventive Maintenance Cost for Transit System | Ciales | 2017 | F | | 81,208 | 5,550 | 86,758 | Narrative Justification Submitted | Toll Credit | Carryover FY 2019 \$60,602 |
| | | | | S | | | | | | | |
| | | | | T | | 81,208 | 5,550 | 86,758 | | | |
| 58 | Preventive Maintenance Cost for Transit System | Cidra | 2018 | F | | 45,907 | - | 45,907 | Narrative Justification Submitted | Toll Credit | Carryover FY18 \$15,550, FY19 \$15,302 and FY20 \$30,452 |
| | | | | S | | | | - | | | |
| | | | | T | | 45,907 | - | 45,907 | | | |

GOVERNMENT OF PUERTO RICO
 PUERTO RICO DEPARTMENT OF TRANSPORTATION AND PUBLIC WORKS
 PUERTO RICO HIGHWAY AND TRANSPORTATION AUTHORITY
 STATEWIDE TRANSPORTATION IMPROVEMENT PROGRAM
 FISCAL YEARS 2019 - 2022
 AMENDMENT #2
 Administrative Modification #1

SECTION 5307: SAN JUAN URBANIZED AREA (SJUA)

| Num. | Description | Grantee | Year | | Annual Element | | | | Total Estimated Cost | Project Justification | Source of Local Funds | Remarks |
|------|---|---------|------|---|----------------|------|---------|--------|----------------------|-----------------------------------|-----------------------|---|
| | | | | | 2019 | 2020 | 2021 | 2022 | | | | |
| 59 | Design and Construction of eight (8) bus stops | Corozal | 2015 | F | | | 64,375 | | 64,375 | Narrative Justification Submitted | Toll Credit | Carryover Funds \$67,200 FY15 & \$50,155 FY16. In grant PR-2018-014 it was approved \$52,980. |
| | | | | S | - | | | | - | | | |
| | | | | T | - | | 64,375 | | 64,375 | | | |
| 60 | Design Improvements to the Público Vehicles Terminal at the Urban Center of Corozal - Improve pedestrian access | Corozal | 2015 | F | | | 76,580 | | 76,580 | Narrative Justification Submitted | Toll Credit | Carryover Funds \$76,580FY16 |
| | | | | S | | | | | - | | | |
| | | | | T | | | 76,580 | | 76,580 | | | |
| 61 | Construction Improvements to the Público Vehicles Terminal at the Urban Center of Corozal - Improve pedestrian and vehicle access. | Corozal | 2017 | F | | | 143,420 | | 143,420 | Narrative Justification Submitted | Toll Credit | Carryover FY17 |
| | | | | S | | | | | - | | | |
| | | | | T | | | 143,420 | | 143,420 | | | |
| 62 | Preventive Maintenance for Transit Fleet | Corozal | 2015 | F | | | 110,451 | | 110,451 | Narrative Justification Submitted | Toll Credit | Carryover Funds \$9,446 FY15 & \$16,355 FY16, FY17 \$46,198 and FY18 \$21,205 |
| | | | | S | | | | | - | | | |
| | | | | T | | | 110,451 | | 110,451 | | | |
| 63 | Improvements to streets, municipal roads and sidewalk along one stop on fixed trolley route | Corozal | 2015 | F | | | 119,259 | | 119,259 | Narrative Justification Submitted | Toll Credit | Carryover Funds FY15 \$119,250 |
| | | | | S | | | | | - | | | |
| | | | | T | | | 119,259 | | 119,259 | | | |
| 64 | Design and Construction of Five Bus Shelters and Signage for Dos Bocas New Route | Corozal | 2018 | F | | | 104,513 | | 104,513 | Narrative Justification Submitted | Toll Credit | Carryover FY18 |
| | | | | S | | | | | | | | |
| | | | | T | | | 104,513 | | 104,513 | | | |
| 65 | Design and Construction of Sidewalks along Shelter and Stops; Eldery Center, City Hall & Dos Bocas. | Corozal | 2018 | F | | | 156,800 | | 156,800 | Narrative Justification Submitted | Toll Credit | Carryover FY18 |
| | | | | S | | | | | - | | | |
| | | | | T | | | 156,800 | | 156,800 | | | |
| 66 | Operational Assistance for ADA Paratransit | Corozal | 2018 | F | | | 68,976 | 22,992 | 91,968 | Narrative Justification Submitted | Toll Credit | Carryover funds FY18 \$22,992 FY19 \$22,992 |
| | | | | S | - | | | | - | | | |
| | | | | T | | | 68,976 | 22,992 | 91,968 | | | |
| 67 | Acquisition of One (1) 16 Passenger Bus for Fixed Route; Dos Bocas New Route and One (1) Paratransit 11 Passenger | Corozal | 2018 | F | | | 200,000 | | 200,000 | Narrative Justification Submitted | Toll Credit | Carryover FY18 |
| | | | | S | | | | | - | | | |
| | | | | T | | | 200,000 | - | 200,000 | | | |
| 68 | Additional funds- Design and construction of sidewalks along shelter and stops;elderly center,city hall and dos bocas. Requested 130,667.00. Administrative Modification-\$104,513. Difference-\$26,154 | Corozal | 2019 | F | | | 26,154 | | 26,154 | Narrative Justification Submitted | Toll Credit | Carryover FY19 |
| | | | | S | | | | | - | | | |
| | | | | T | | | 26,154 | | 26,154 | | | |
| 69 | Preventive Maintenance Cost for Transit Fleet | Dorado | 2016 | F | | | 25,817 | | 25,817 | Narrative Justification Submitted | Toll Credit | |
| | | | | S | | | | | - | | | |
| | | | | T | | | 25,817 | | 25,817 | | | |
| 70 | Provision of Paratransit Services in Accordance with ADA Regulations | Dorado | 2015 | F | | | 69,982 | | 69,982 | Narrative Justification Submitted | Toll Credit | |
| | | | | S | | | | | - | | | |
| | | | | T | | | 69,982 | | 69,982 | | | |

GOVERNMENT OF PUERTO RICO
PUERTO RICO DEPARTMENT OF TRANSPORTATION AND PUBLIC WORKS
PUERTO RICO HIGHWAY AND TRANSPORTATION AUTHORITY
STATEWIDE TRANSPORTATION IMPROVEMENT PROGRAM
FISCAL YEARS 2019 - 2022
AMENDMENT #2

SECTION 5307: SAN JUAN URBANIZED AREA (SJUA)

Administrative Modification #1

| Num. | Description | Grantee | Year | Annual Element | | | | Total Estimated Cost | Project Justification | Source of Local Funds | Remarks |
|------|--|----------|------|----------------|------|---------|-----------|----------------------|-----------------------------------|-----------------------|---|
| | | | | 2019 | 2020 | 2021 | 2022 | | | | |
| 71 | Complete Street Project for Méndez Vigo West Avenue, Design Phase | Dorado | 2020 | F | | 130,000 | | 130,000 | Narrative Justification Submitted | Toll Credit | |
| | | | | S | | | | - | | | |
| | | | | T | | 130,000 | | 130,000 | | | |
| 72 | Complete Street Project for Méndez Vigo West Avenue, Construction Phase | Dorado | 2020 | F | | | 1,300,000 | 1,300,000 | Narrative Justification Submitted | Toll Credit | |
| | | | | S | | | | - | | | |
| | | | | T | | | 1,300,000 | 1,300,000 | | | |
| 73 | Preventive Maintenance Cost for Transit Fleet | Guaynabo | 2013 | F | | 328,064 | | 328,064 | Narrative Justification Submitted | Toll Credit | FY19 \$163,216 & FY20 \$164,848 TRAMS#1905-2020-1 |
| | | | | S | | | | - | | | |
| | | | | T | | 328,064 | | 328,064 | | | |
| 74 | Operational Assistance for ADA Paratransit Services | Guaynabo | 2018 | F | | 93,726 | | 93,726 | Narrative Justification Submitted | Toll Credit | Carryover FY19 TRAMS#1905-2020-1 |
| | | | | S | | | | - | | | |
| | | | | T | | 93,726 | | 93,726 | | | |
| 75 | Purchase and installation of GPS tracking system and Automatic Passenger Counters (APC) for 25 vehicle fleet | Guaynabo | 2019 | F | | 146,000 | | 146,000 | Narrative Justification Submitted | Toll Credit | Carryover FY19 TRAMS#1905-2020-1 |
| | | | | S | | | | - | | | |
| | | | | T | | 146,000 | | 146,000 | | | |
| 76 | Purchase of two support vehicles to transport drivers, One 12 passenger van and one medium duty pick-up truck | Guaynabo | 2019 | F | | 75,000 | | 75,000 | Narrative Justification Submitted | Toll Credit | Carryover FY19 TRAMS#1905-2020-1 |
| | | | | S | | | | - | | | |
| | | | | T | | 75,000 | | 75,000 | | | |
| 77 | Purchase of two Cummins engines to replace damaged engines on transit buses- | Guaynabo | 2019 | F | | 17,000 | | 17,000 | Narrative Justification Submitted | Toll Credit | Carryover FY19 TRAMS#1905-2020-1 |
| | | | | S | | | | - | | | |
| | | | | T | | 17,000 | | 17,000 | | | |
| 78 | Training for Transit System Supervisors | Guaynabo | 2020 | F | | 19,435 | | 19,435 | Narrative Justification Submitted | Toll Credit | Carryover FY19 TRAMS#1905-2020-1 |
| | | | | S | | | | - | | | |
| | | | | T | | 19,435 | | 19,435 | | | |
| 79 | Replacement of 3 Paratransit Vehicle | Guaynabo | 2020 | F | | 270,000 | | 270,000 | Narrative Justification Submitted | Toll Credit | Carryover FY19 TRAMS#1905-2020-1 |
| | | | | S | | | | - | | | |
| | | | | T | | 270,000 | | 270,000 | | | |
| 80 | Purchase of three (3) Buses Less Than <30' for Expansion of Transit Services to Mamey, Barrio Ríos and Hato Nuevo Wards. | Guaynabo | 2020 | F | | 375,000 | | 375,000 | Narrative Justification Submitted | Toll Credit | Carryover FY19 TRAMS#1905-2020-1 |
| | | | | S | | | | - | | | |
| | | | | T | | 375,000 | | 375,000 | | | |

GOVERNMENT OF PUERTO RICO
 PUERTO RICO DEPARTMENT OF TRANSPORTATION AND PUBLIC WORKS
 PUERTO RICO HIGHWAY AND TRANSPORTATION AUTHORITY
 STATEWIDE TRANSPORTATION IMPROVEMENT PROGRAM
 FISCAL YEARS 2019 - 2022
 AMENDMENT #2
 Administrative Modification #1

SECTION 5307: SAN JUAN URBANIZED AREA (SJUA)

| Num. | Description | Grantee | Year | Annual Element | | | | Total Estimated Cost | Project Justification | Source of Local Funds | Remarks |
|------|--|---------|------|----------------|------|---------|---------|----------------------|-----------------------------------|-----------------------|--|
| | | | | 2019 | 2020 | 2021 | 2022 | | | | |
| 81 | Maintenance Expenses | Gurabo | 2015 | F | | 60,331 | | 60,331 | Narrative Justification Submitted | Toll Credit | Carryover Funds \$8,000 FY 2015 & \$9,000 FY 2016 in Carryover FY17\$10,000, FY18 \$11,000, FY19 \$11,110 |
| | | | | S | | | | - | | | |
| | | | | T | | 60,331 | | 60,331 | | | |
| 82 | Provision for paratransit service | Gurabo | 2015 | F | | 265,716 | | 265,716 | Narrative Justification Submitted | Toll Credit | Carryover FY17 \$65,933 and FY18 \$65,933 FY19 \$65,598 |
| | | | | S | | | | - | | | |
| | | | | T | | 265,716 | | 265,716 | | | |
| 83 | Design Improvements to Sidewalks on Fixed Trolley Route | Gurabo | 2018 | F | | 96,000 | | 96,000 | Narrative Justification Submitted | Toll Credit | Carryover FY2019 |
| | | | | S | - | | - | - | | | |
| | | | | T | | 96,000 | - | 96,000 | | | |
| 84 | Design, Environmental Compliance and Construction of Paseo Lineal at Jaguas Ward | Gurabo | 2018 | F | | 40,800 | - | 40,800 | Narrative Justification Submitted | Toll Credit | Carryover FY2019 |
| | | | | S | - | | - | - | | | |
| | | | | T | | 40,800 | - | 40,800 | | | |
| 85 | Acquisition and Installation of Security Cameras System for the Publico Terminal | Gurabo | 2019 | F | | 30,000 | | 30,000 | Narrative Justification Submitted | Toll Credit | Carryover FY2019 |
| | | | | S | | | | - | | | |
| | | | | T | | 30,000 | | 30,000 | | | |
| 86 | Construction of Bus Stop with Solar System | Gurabo | 2020 | F | | 62,000 | | 62,000 | Narrative Justification Submitted | Toll Credit | |
| | | | | S | | | | - | | | |
| | | | | T | | 62,000 | | 62,000 | | | |
| 87 | Acquisition of Trash Can for Bus Stop | Gurabo | 2020 | F | | 35,000 | | 35,000 | Narrative Justification Submitted | Toll Credit | Carryover FY2020 |
| | | | | S | | | | - | | | |
| | | | | T | | 35,000 | | 35,000 | | | |
| 88 | Operational Assistance for ADA Paratransit | Gurabo | 2020 | F | | 406,250 | | 406,250 | Narrative Justification Submitted | Toll Credit | |
| | | | | S | | | | - | | | |
| | | | | T | | 406,250 | | 406,250 | | | |
| 89 | Maintenance for Fixed Route | Gurabo | 2020 | F | | 62,500 | | 62,500 | Narrative Justification Submitted | Toll Credit | Carryover FY2020 |
| | | | | S | | | | - | | | |
| | | | | T | | 62,500 | | 62,500 | | | |
| 90 | Drug and Alcohol Test | Gurabo | 2020 | F | | 6,250 | | 6,250 | Narrative Justification Submitted | Toll Credit | Carryover FY2020 |
| | | | | S | | | | - | | | |
| | | | | T | | 6,250 | | 6,250 | | | |
| 91 | Preventive Maintenance Cost for Público Terminals | Humacao | 2015 | F | | 311,355 | 314,469 | 625,824 | Narrative Justification Submitted | Toll Credit | Carryover Funds \$135,000 FY 2015 & \$40,000 FY 2016. FY 2015 in Application under FTA Consideration TRAMS # 5567-2017-1 FY17 \$45,000 |
| | | | | S | - | | | - | | | |
| | | | | T | - | 311,355 | 314,469 | 625,824 | | | |

GOVERNMENT OF PUERTO RICO
 PUERTO RICO DEPARTMENT OF TRANSPORTATION AND PUBLIC WORKS
 PUERTO RICO HIGHWAY AND TRANSPORTATION AUTHORITY
 STATEWIDE TRANSPORTATION IMPROVEMENT PROGRAM
 FISCAL YEARS 2019 - 2022
 AMENDMENT #2
 Administrative Modification #1

SECTION 5307: SAN JUAN URBANIZED AREA (SJUA)

| Num. | Description | Grantee | Year | | Annual Element | | | | Total Estimated Cost | Project Justification | Source of Local Funds | Remarks |
|------|---|---------|------|---|----------------|------|---------|---------|----------------------|-----------------------------------|-----------------------|--|
| | | | | | 2019 | 2020 | 2021 | 2022 | | | | |
| 92 | Preventive Maintenance Cost for Transit Fleet | Humacao | 2013 | F | | | 249,344 | 251,837 | 501,181 | Narrative Justification Submitted | Toll Credit | Carryover Funds \$23,400 for FY 2013, \$1,400 for FY 2014 & \$53,970 FY 2016. FY 2013 & 2014 in Application under FTA Consideration TrAMS # 5567-2017-1 FY17 & FY2020 \$56,669 |
| | | | | S | - | | | | - | | | |
| | | | | T | - | | 249,344 | 251,837 | 501,181 | | | |
| 93 | Provision of Paratransit Services in Accordance with ADA Regulations | Humacao | 2013 | F | | | 512,559 | 517,685 | 1,030,244 | Narrative Justification Submitted | Toll Credit | Carryover Funds \$80,000 for FY13, \$90,000 FY14 & \$85,000 FY16. FY13 &14 TrAMS # 5567-2017-1; FY17 \$85,000 |
| | | | | S | - | | | | - | | | |
| | | | | T | - | | 512,559 | 517,685 | 1,030,244 | | | |
| 94 | Replacement of Twelve (12) Bus Passenger Shelter for Existing Trolley Route | Humacao | 2013 | F | | | 144,000 | - | 144,000 | Narrative Justification Submitted | Toll Credit | Carryover Funds FY 2013 in TrAMS # 5567-2017-1 |
| | | | | S | - | | | - | - | | | |
| | | | | T | - | | 144,000 | - | 144,000 | | | |
| 95 | Installation of 36 Bus Stops for New Trolley Routes | Humacao | 2014 | F | | | 8,640 | - | 8,640 | Narrative Justification Submitted | Toll Credit | Carryover Funds FY 2014 in TrAMS # 5567-2017-1 |
| | | | | S | - | | | - | - | | | |
| | | | | T | - | | 8,640 | - | 8,640 | | | |
| 96 | Purchase of Computer Equipment and Radio Communication System | Humacao | 2018 | F | | | 14,728 | - | 14,728 | Narrative Justification Submitted | Toll Credit | Carryover FY18 |
| | | | | S | | | - | - | - | | | |
| | | | | T | - | | 14,728 | - | 14,728 | | | |
| 97 | Purchase of Equipment for Municipal Transit Garage | Humacao | 2018 | F | | | 1,760 | - | 1,760 | Narrative Justification Submitted | Toll Credit | Carryover FY18 |
| | | | | S | | | - | - | - | | | |
| | | | | T | - | | 1,760 | - | 1,760 | | | |
| 98 | Drugs and Alcohol Test and Physical Examination for SITRAH Drivers | Humacao | 2019 | F | | | 4,230 | 1,410 | 5,640 | Narrative Justification Submitted | Toll Credit | Carryover FY19 \$1,410 FY20 \$2,820 |
| | | | | S | | | | | - | | | |
| | | | | T | | | 4,230 | 1,410 | 5,640 | | | |
| 99 | Preventive Maintenance Cost for Nine (9) Vehicles | Juncos | 2014 | F | | | 153,124 | | 153,124 | Narrative Justification Submitted | Toll Credit | Carryover FY17 \$53,161, FY18 \$33,628 FY19 \$52,436 |
| | | | | S | - | | | | - | | | |
| | | | | T | - | | 153,124 | | 153,124 | | | |
| 100 | Provision of Paratransit Services in Accordance with ADA Regulations | Juncos | 2015 | F | | | 264,577 | | 264,577 | Narrative Justification Submitted | Toll Credit | Carryover funds for FY17 \$65,650, FY18 \$65,650 & FY19 \$63,370 |
| | | | | S | - | | | - | - | | | |
| | | | | T | | | 264,577 | - | 264,577 | | | |
| 101 | Purchase of Equipment for Municipal Transit Garage | Juncos | 2013 | F | | | 20,000 | - | 20,000 | Narrative Justification Submitted | Toll Credit | Carryover Funds FY 2013 in TrAMS # 3050-2016-1 |
| | | | | S | - | | | - | - | | | |
| | | | | T | - | | 20,000 | - | 20,000 | | | |
| 102 | Replacement of Two(2) 30 Ft vehicles | Juncos | 2018 | F | | | 320,000 | - | 320,000 | Narrative Justification Submitted | Toll Credit | Carryover Funds FY 2018 \$320,000 |
| | | | | S | | | - | - | - | | | |
| | | | | T | - | | 320,000 | - | 320,000 | | | |

GOVERNMENT OF PUERTO RICO
 PUERTO RICO DEPARTMENT OF TRANSPORTATION AND PUBLIC WORKS
 PUERTO RICO HIGHWAY AND TRANSPORTATION AUTHORITY
 STATEWIDE TRANSPORTATION IMPROVEMENT PROGRAM
 FISCAL YEARS 2019 - 2022
 AMENDMENT #2

SECTION 5307: SAN JUAN URBANIZED AREA (SJUA)

Administrative Modification #1

| Num. | Description | Grantee | Year | Annual Element | | | | Total Estimated Cost | Project Justification | Source of Local Funds | Remarks |
|------|--|-------------|------|----------------|------|------------|------------|----------------------|-----------------------------------|-----------------------|--|
| | | | | 2019 | 2020 | 2021 | 2022 | | | | |
| 103 | Reconstruction of sidewalks, curbs and gutters along main transit routes to acces transit stops, including engineering and supervision. | Juncos | 2019 | F | | 725,000 | | 725,000 | Narrative Justification Submitted | Toll Credit | Carryover Funds FY2019 \$362,500, FY 2020 \$362,500 |
| | | | | S | | | | - | | | |
| | | | | T | | 725,000 | | 725,000 | | | |
| 104 | Reconstruction of sidewalks, curbs and gutters along main transit routes to acces transit stops, including engineering and supervision.(Phase 3) | Juncos | 2020 | F | | 304,921 | | 304,921 | Narrative Justification Submitted | Toll Credit | Carryover Funds FY2020 |
| | | | | S | | | | - | | | |
| | | | | T | | 304,921 | | 304,921 | | | |
| 105 | Employee Trainings | Juncos | 2020 | F | | 16,000 | | 16,000 | Narrative Justification Submitted | Toll Credits | Carryover Funds FY2020 |
| | | | | S | | | | - | | | |
| | | | | T | | 16,000 | | 16,000 | | | |
| 106 | Engineering, Design and Environmental Compliance for the Construction of Maintenance Facilities, Phase I | Las Piedras | 2016 | F | | 120,000 | | 120,000 | Narrative Justification Submitted | Toll Credits | Carryover Funds FY16 |
| | | | | S | | | | - | | | |
| | | | | T | | 120,000 | | 120,000 | | | |
| 107 | Construction of Maintenance Facilities, Phase II | Las Piedras | 2018 | F | | 284,000 | - | 284,000 | Narrative Justification Submitted | Toll Credits | Carryover FY18 |
| | | | | S | | | - | - | | | |
| | | | | T | | 284,000 | - | 284,000 | | | |
| 108 | Provision of Paratransit Services in Accordance with ADA Regulations | Manatí | 2017 | F | | 185,646 | | 185,646 | Narrative Justification Submitted | Toll Credits | FY18 \$61,882 & FY19 \$61,882 |
| | | | | S | | | | - | | | |
| | | | | T | | 185,646 | | 185,646 | | | |
| 109 | Preventive Maintenance Cost for Transit Fleet | Manatí | 2017 | F | | 100,218 | | 100,218 | Narrative Justification Submitted | Toll Credits | FY 18 \$33,406, FY19 \$33,406 & FY20 \$66,812 |
| | | | | S | | | | - | | | |
| | | | | T | | 100,218 | | 100,218 | | | |
| 110 | Environmental Study, Design and Construction of Transfer Station and Maintenance Garage | Manatí | 2017 | F | | 218,400 | - | 218,400 | Narrative Justification Submitted | Toll Credits | Subject to complete Grant in TRAMS. Carryover FY2018 |
| | | | | S | | | - | - | | | |
| | | | | T | | 218,400 | - | 218,400 | | | |
| 111 | Additional Funds for the Acquisition of Land for the Construction of Transfer Station and Maintenance Garage | Manatí | 2018 | F | | 146,400 | - | 146,400 | Narrative Justification Submitted | Toll Credits | Carryover FY18 |
| | | | | S | | | - | - | | | |
| | | | | T | | 146,400 | - | 146,400 | | | |
| 112 | Replacement of buses for the fixed route fleet | MBA | 2018 | F | | 1,770,060 | 5,700,000 | 7,470,060 | Narrative Justification Submitted | Toll Credits | Combination of funds with Section 5339 State (\$3,929,940).FY2023 \$5,700,000 |
| | | | | S | | | | - | | | |
| | | | | T | | 1,770,060 | 5,700,000 | 7,470,060 | | | |
| 113 | Acquisition and replacement of tools for maintenance shop and office equipment | MBA | 2019 | F | | 300,000 | | 300,000 | Narrative Justification Submitted | Toll Credit | Carryover FY19 \$300,000 |
| | | | | S | | | | - | | | |
| | | | | T | | 300,000 | - | 300,000 | | | |
| 114 | Preventive Maintenance for the Fixed Route and Paratransit Fleet | MBA | 2018 | F | | 10,000,000 | 10,000,000 | 20,000,000 | Narrative Justification Submitted | Toll Credits | Carryover FY18 \$12,000,000 Transfer of funds from AUA Section 5307 \$1,368,210.00 |
| | | | | S | | | | - | | | |
| | | | | T | | 10,000,000 | 10,000,000 | 20,000,000 | | | |

GOVERNMENT OF PUERTO RICO
 PUERTO RICO DEPARTMENT OF TRANSPORTATION AND PUBLIC WORKS
 PUERTO RICO HIGHWAY AND TRANSPORTATION AUTHORITY
 STATEWIDE TRANSPORTATION IMPROVEMENT PROGRAM
 FISCAL YEARS 2019 - 2022
 AMENDMENT #2

SECTION 5307: SAN JUAN URBANIZED AREA (SJUA)

Administrative Modification #1

| Num. | Description | Grantee | Year | | Annual Element | | | | Total Estimated Cost | Project Justification | Source of Local Funds | Remarks |
|------|--|--------------|------|---|----------------|------|-----------|------|----------------------|-----------------------------------|-----------------------|--------------------------------------|
| | | | | | 2019 | 2020 | 2021 | 2022 | | | | |
| 115 | Project Administration | MBA | 2019 | F | | | 100,000 | - | 100,000 | Narrative Justification Submitted | Toll Credits | Carryover FY19 \$100,000 |
| | | | | S | | | | | - | | | |
| | | | | T | - | | 100,000 | - | 100,000 | | | |
| 116 | Replacement of twelve (12) paransit unit | MBA | 2019 | F | | | 1,000,000 | - | 1,000,000 | Narrative Justification Submitted | Toll Credits | Carryover FY19 \$500,000 |
| | | | | S | | | | | - | | | |
| | | | | T | | | 1,000,000 | - | 1,000,000 | | | |
| 117 | Support Vehicles for the Maintenance Area | MBA | 2021 | F | | | 600,000 | | 600,000 | Narrative Justification Submitted | Toll Credits | |
| | | | | S | | | | | | | | |
| | | | | T | | | 600,000 | | 600,000 | | | |
| 118 | Improvements of the Public Transportation Terminal | Morovis | 2019 | F | | | 813,210 | - | 813,210 | Narrative Justification Submitted | Toll Credits | Carryover FY19 |
| | | | | S | | | | | - | | | |
| | | | | T | | | 813,210 | - | 813,210 | | | |
| 119 | Acquisition of two (2) buses- 11 passengers for fixed routes | Naranjito | 2019 | F | | | 160,000 | | 160,000 | Narrative Justification Submitted | Toll Credits | Carryover FY19 TRAMS#5489-2020-28 |
| | | | | S | | | | | - | | | |
| | | | | T | | | 160,000 | | 160,000 | | | |
| 120 | Improvements to existing Ignacio Morales Acosta Street (sidewalks and pedestrian walkway) for Full Street Concept to Connect with the Collective Transportation Terminal of the Municipality of Naranjito (Phase 1 of 2) | Naranjito | 2020 | F | | | 86,948 | | 86,948 | Narrative Justification Submitted | Toll Credits | Carryover FY19 TRAMS#5489-2020-28 |
| | | | | S | | | | | - | | | |
| | | | | T | | | 86,948 | | 86,948 | | | |
| 121 | Improvements to existing Ignacio Morales Acosta Street (sidewalks and pedestrian walkway) for Full Street Concept to Connect with the Collective Transportation Terminal of the Municipality of Naranjito (Phase 2 of 2) | Naranjito | 2020 | F | | | 884,041 | | 884,041 | Narrative Justification Submitted | Toll Credits | |
| | | | | S | | | | | - | | | |
| | | | | T | | | 884,041 | | 884,041 | | | |
| 122 | Preventive Maintenance Cost for Tren Urbano | PRHTA/ATI-TU | 2016 | F | | | 9,500,000 | | 9,500,000 | Narrative Justification Submitted | Toll Credits | |
| | | | | S | | | | | - | | | |
| | | | | T | | | 9,500,000 | | 9,500,000 | | | |

GOVERNMENT OF PUERTO RICO
PUERTO RICO DEPARTMENT OF TRANSPORTATION AND PUBLIC WORKS
PUERTO RICO HIGHWAY AND TRANSPORTATION AUTHORITY
STATEWIDE TRANSPORTATION IMPROVEMENT PROGRAM
FISCAL YEARS 2019 - 2022

AMENDMENT #2
Administrative Modification #1

SECTION 5307: SAN JUAN URBANIZED AREA (SJUA)

| Num. | Description | Grantee | Year | Annual Element | | | | Total Estimated Cost | Project Justification | Source of Local Funds | Remarks |
|------|---|--------------|------|----------------|------|-----------|-----------|----------------------|-----------------------------------|--|---|
| | | | | 2019 | 2020 | 2021 | 2022 | | | | |
| 123 | Technical Oversight for TU Operator | PRHTA/ATI-TU | 2020 | F | | | 1,500,000 | 1,500,000 | Narrative Justification Submitted | Toll Credits | Carryover FY20 |
| | | | | S | - | - | | - | | | |
| | | | | T | - | | 1,500,000 | 1,500,000 | | | |
| 124 | Design and Engineering Integración de Sistema de Autobuses de Transporte Colectivo (BRT) PR 52-PR 18. | PRHTA | 2020 | F | | | | - | | Toll Credits | In House |
| | | | | S | | | | - | | | |
| | | | | T | | | | - | | | |
| 125 | Construction Integración de Sistema de Autobuses de Transporte Colectivo (BRT) PR 52-PR 18. | PRHTA | 2020 | F | | | 5,000,000 | 5,000,000 | | Toll Credits | FY 23 (\$13,000,000) |
| | | | | S | | | | - | | | |
| | | | | T | | | 5,000,000 | 5,000,000 | | | |
| 126 | Funds for Vessel Parts, Equipment and Drydocking | PRHTA/ATM | 2017 | F | | 1,500,000 | | 1,500,000 | Narrative Justification Submitted | Toll Credits | Carryover FY2017 |
| | | | | S | | | | - | | | |
| | | | | T | | 1,500,000 | | 1,500,000 | | | |
| 127 | Surveillance and Security System for Terminal and Vessels | PRHTA/ATM | 2017 | F | | 800,000 | - | 800,000 | Narrative Justification Submitted | Toll Credits | Carryover FY2017 |
| | | | | S | - | | - | - | | | |
| | | | | T | - | 800,000 | - | 800,000 | | | |
| 128 | Preventive Maintenance and Related Material Cost | PRHTA/ATM | 2017 | F | | 1,500,000 | | 1,500,000 | Narrative Justification Submitted | Toll Credits | Carryover FY2017 |
| | | | | S | - | | - | - | | | |
| | | | | T | - | 1,500,000 | - | 1,500,000 | | | |
| 129 | Improvement to San Juan Maintenance Base | PRHTA/ATM | 2017 | F | | 480,000 | - | 480,000 | Narrative Justification Submitted | Toll Credits | Carryover FY2017 |
| | | | | S | - | | - | - | | | |
| | | | | T | - | 480,000 | - | 480,000 | | | |
| 130 | Acquisition of Travelift for Isla Grande Maintenance Base for the ATM System. | PRHTA/ATM | 2017 | F | | 3,996,110 | - | 3,996,110 | Narrative Justification Submitted | Toll Credits | Carryover FY2017 |
| | | | | S | - | | - | - | | | |
| | | | | T | - | 3,996,110 | - | 3,996,110 | | | |
| 131 | Drug and Alcohol Test | Salinas | 2020 | F | | 80 | - | 80 | Narrative Justification Submitted | Toll Credits | Carryover FY2020 |
| | | | | S | | | - | - | | | |
| | | | | T | | 80 | - | 80 | | | |
| 132 | Purchase of Two (2) Pick Up Truck | San Juan | 2013 | F | | 40,000 | - | 40,000 | Narrative Justification Submitted | Toll Credits | Carryover Funds FY 2013 in TRAMS# 1886-2019-4 |
| | | | | S | | | - | - | | | |
| | | | | T | | 40,000 | - | 40,000 | | | |
| 133 | Acquisition of Vehicles to Improve Public Transportation Services | San Juan | 2017 | F | | 650,000 | - | 650,000 | Narrative Justification Submitted | Toll Credits Requested | Carryover Funds FY17 in TRAMS#1886-2019-4 |
| | | | | S | | | - | - | | | |
| | | | | T | | 650,000 | - | 650,000 | | | |
| 134 | Improvements to the Juan Palerm (East Terminal) Público Vehicles Terminal | San Juan | 2014 | F | | 300,000 | - | 300,000 | Narrative Justification Submitted | Toll Credits Requested by Municipality | Carryover Funds FY 2014 in TRAMS#1886-2019-1 |
| | | | | S | - | | - | - | | | |
| | | | | T | | 300,000 | - | 300,000 | | | |
| 135 | Preventive Maintenance for Red Conecta | San Juan | 2016 | F | | 2,338,164 | 597,755 | 2,935,919 | Narrative Justification Submitted | Toll Credits Requested by Municipality | TRAMS # 1886-2019-3 FY14 to FY16 \$718,528. Carryover FY17 \$441,822. |
| | | | | S | - | | | - | | | |
| | | | | T | - | 2,338,164 | 597,755 | 2,935,919 | | | |

GOVERNMENT OF PUERTO RICO
PUERTO RICO DEPARTMENT OF TRANSPORTATION AND PUBLIC WORKS
PUERTO RICO HIGHWAY AND TRANSPORTATION AUTHORITY
STATEWIDE TRANSPORTATION IMPROVEMENT PROGRAM
FISCAL YEARS 2019 - 2022

AMENDMENT #2

Administrative Modification #1

SECTION 5307: SAN JUAN URBANIZED AREA (SJUA)

| Num. | Description | Grantee | Year | Annual Element | | | | Total Estimated Cost | Project Justification | Source of Local Funds | Remarks |
|------|--|-------------|------|----------------|------|-----------|------|----------------------|-----------------------------------|--|---|
| | | | | 2019 | 2020 | 2021 | 2022 | | | | |
| 136 | Replacement of four (4) trolley buses | San Juan | 2015 | F | | 800,000 | - | 800,000 | Narrative Justification Submitted | Toll Credits Requested by Municipality | Carryover Funds \$800,000 FY 2015 in TRAMS # 1886-2019-4 |
| | | | | S | - | | - | - | | | |
| | | | | T | | 800,000 | - | 800,000 | | | |
| 137 | Construction of Paseo Lineal Miramar-Condado | San Juan | 2016 | F | | 3,200,000 | - | 3,200,000 | Narrative Justification Submitted | Certification Prepared by the Municipality | Carryover Funds \$3,200,000 FY 2016 in TRAMS # 1886-2019-1. Associated Transit Improvements-Bicycle paths |
| | | | | S | | | - | - | | | |
| | | | | T | | 3,200,000 | - | 3,200,000 | | | |
| 138 | Reconstruction of selected sidewalks within walking distance (0.5 miles) of transit stops in the main urban areas of San Juan. | San Juan | 2019 | F | | 388,126 | | 388,126 | Narrative Justification Submitted | Toll Credit | Carryover funds FY19 Application 1886-2019-5 |
| | | | | S | | | | - | | | |
| | | | | T | | 388,126 | | 388,126 | | | |
| 139 | Architectural and Engineering Design for Francisco Pereira Transportation Center | San Lorenzo | 2021 | F | | 459,550 | | 459,550 | Narrative Justification Submitted | Toll Credit | |
| | | | | S | | | | - | | | |
| | | | | T | | 459,550 | | 459,550 | | | |
| 140 | Provision of Paratransit Services in Accordance with ADA Regulations | San Lorenzo | 2015 | F | | 218,399 | | 218,399 | Narrative Justification Submitted | Toll Credit | FY 17 \$72,107, FY18 \$72,721 & FY2020 \$73,571; FY 2019 \$72,107 TRAMS# 5874-2019-1 |
| | | | | S | | | | - | | | |
| | | | | T | | 218,399 | | 218,399 | | | |
| 141 | Preventive Maintenance Cost for Transit Fleet | San Lorenzo | 2020 | F | | 120,000 | | 120,000 | Narrative Justification Submitted | Toll Credit | |
| | | | | S | | | | - | | | |
| | | | | T | | 120,000 | | 120,000 | | | |
| 142 | Acquisition and Installation of a Virtual Camera System for the security in the Public Transportation Routes Stop Sites | San Lorenzo | 2017 | F | | 231,200 | - | 231,200 | Narrative Justification Submitted | Toll Credit | Carryover FY17 \$231,200 TRAMS# 5874-2019-1 |
| | | | | S | | | - | - | | | |
| | | | | T | | 231,200 | - | 231,200 | | | |
| 143 | Purchase & Installation of Stop and Street Signs for the three (3) Public Transportation Routes | San Lorenzo | 2017 | F | | 135,360 | - | 135,360 | Narrative Justification Submitted | Toll Credit | Carryover FY17 \$135,360 TRAMS# 5874-2019-1 |
| | | | | S | | | - | - | | | |
| | | | | T | | 135,360 | - | 135,360 | | | |
| 144 | Purchase & Installation of Fifteen (15) Shelters for the Public Transportation Route | San Lorenzo | 2017 | F | | 48,000 | - | 48,000 | Narrative Justification Submitted | Toll Credit | Carryover FY17 \$48,000 TRAMS# 5874-2019-1 |
| | | | | S | | | - | - | | | |
| | | | | T | | 48,000 | - | 48,000 | | | |
| 145 | Construction Ramps and Reconstruction Sidewalks along Trolley Route | San Lorenzo | 2018 | F | | 453,636 | | 453,636 | Narrative Justification Submitted | Toll Credit | Carryover FY2018 \$453,636 TRAMS# 5874-2019-1 |
| | | | | S | | | | - | | | |
| | | | | T | | 453,636 | | 453,636 | | | |
| 146 | Preventive Maintenance Cost for Transit Fleet | Toa Baja | 2015 | F | | 182,358 | | 182,358 | Narrative Justification Submitted | Toll Credits | Carryover Funds \$91,179 FY15, \$91,179 FY16 TRAMS# 5415-2016-1. |
| | | | | S | | | | - | | | |
| | | | | T | | 182,358 | | 182,358 | | | |

GOVERNMENT OF PUERTO RICO
 PUERTO RICO DEPARTMENT OF TRANSPORTATION AND PUBLIC WORKS
 PUERTO RICO HIGHWAY AND TRANSPORTATION AUTHORITY
 STATEWIDE TRANSPORTATION IMPROVEMENT PROGRAM
 FISCAL YEARS 2019 - 2022
 AMENDMENT #2

SECTION 5307: SAN JUAN URBANIZED AREA (SJUA)

Administrative Modification #1

| Num. | Description | Grantee | Year | | Annual Element | | | | Total Estimated Cost | Project Justification | Source of Local Funds | Remarks |
|------|---|----------|------|---|----------------|------|-----------|---------|----------------------|-----------------------------------|-----------------------|--|
| | | | | | 2019 | 2020 | 2021 | 2022 | | | | |
| 147 | Radios Communication Units Five (5) | Toa Baja | 2015 | F | | | 12,200 | | 12,200 | Narrative Justification Submitted | Toll Credits | Carryover Funds \$12,200 FY 2015 TRAMS# 5415-2016-1 |
| | | | | S | | | | | - | | | |
| | | | | T | | | 12,200 | | 12,200 | | | |
| 148 | Installation of four (4) Bus Shelter for the New Routes Candelaria Arenas and Pájaros Ward | Toa Baja | 2015 | F | | | 38,720 | | 38,720 | Narrative Justification Submitted | Toll Credits | Carryover Funds \$38,720 FY 2016 TRAMS# 5415-2016-1 |
| | | | | S | | | | | - | | | |
| | | | | T | | | 38,720 | | 38,720 | | | |
| 149 | One (1) support vehicle for oversight and support the Transit System | Toa Baja | 2015 | F | | | 24,000 | | 24,000 | Narrative Justification Submitted | Toll Credits | Carryover Funds \$24,000 FY 2015 in TRAMS # 5415-2016-1 |
| | | | | S | | | | | - | | | |
| | | | | T | | | 24,000 | | 24,000 | | | |
| 150 | Provision of Paratransit Services in Accordance with ADA Regulations | Toa Baja | 2015 | F | | | 450,115 | 233,355 | 683,470 | Narrative Justification Submitted | Toll Credits | Application 5415-2016-1 FY15 \$225,000, FY16 \$225,115 |
| | | | | S | | | | | - | | | |
| | | | | T | | | 450,115 | 233,355 | 683,470 | | | |
| 151 | Reconstruction for the sidewalks and handicap ramps for East route- Two (2) Phases. | Toa Baja | 2015 | F | | | 1,203,137 | | 1,203,137 | Narrative Justification Submitted | Toll Credits | TRAMS # 5415-2016-1 |
| | | | | S | | | | | - | | | |
| | | | | T | | | 1,203,137 | | 1,203,137 | | | |
| 152 | Purchase of three (3) Cutaway <30 ft. 24 passenger buses for New Routes Candelaria Arena and Pájaros Ward | Toa Baja | 2016 | F | | | 336,000 | | 336,000 | Narrative Justification Submitted | Toll Credits | Carryover Funds \$336,000 FY 2016 TRAMS# 5415-2016-1 |
| | | | | S | | | | | - | | | |
| | | | | T | | | 336,000 | | 336,000 | | | |
| 153 | Purchase of two (2) Cutaway 30 ft. 24 passenger buses for New Routes to Tren Urbano | Toa Baja | 2015 | F | | | 280,000 | | 280,000 | Narrative Justification Submitted | Toll Credits | Carryover Funds \$280,000 FY 2016 TRAMS# 5415-2016-1 |
| | | | | S | | | | | - | | | |
| | | | | T | | | 280,000 | | 280,000 | | | |
| 154 | Purchase of two (2) Paratransit Minibus to meet additional ADA demand | Toa Baja | 2017 | F | | | 128,000 | | 128,000 | Narrative Justification Submitted | Toll Credits | Carryover FY17 TRAMS#5415-2016-1. |
| | | | | S | | | | | - | | | |
| | | | | T | | | 128,000 | | 128,000 | | | |
| 155 | Replacement of one (1) Trolley damaged, two (2) Paratransit Minibuses and two (2) Trolley | Toa Baja | 2015 | F | | | 544,000 | | 544,000 | Narrative Justification Submitted | Toll Credits | Carryover Funds \$128,000 FY 2015 & \$128,000 FY 2016 TRAMS# 5415-2016-1. Carryover Funds FY20 544,000 |
| | | | | S | | | | | - | | | |
| | | | | T | | | 544,000 | | 544,000 | | | |

GOVERNMENT OF PUERTO RICO
 PUERTO RICO DEPARTMENT OF TRANSPORTATION AND PUBLIC WORKS
 PUERTO RICO HIGHWAY AND TRANSPORTATION AUTHORITY
 STATEWIDE TRANSPORTATION IMPROVEMENT PROGRAM
 FISCAL YEARS 2019 - 2022
 AMENDMENT #2

SECTION 5307: SAN JUAN URBANIZED AREA (SJUA)

Administrative Modification #1

| Num. | Description | Grantee | Year | Annual Element | | | | Total Estimated Cost | Project Justification | Source of Local Funds | Remarks |
|------|---|---------------|------|----------------|------|---------|---------|----------------------|-----------------------------------|-----------------------|--|
| | | | | 2019 | 2020 | 2021 | 2022 | | | | |
| 156 | Renovation and repair of Público Terminal at Pueblo Ward | Trujillo Alto | 2015 | F | | | 650,000 | 650,000 | Narrative Justification Submitted | Toll Credits | Carryover FY 15 |
| | | | | S | | | | - | | | |
| | | | | T | | | 650,000 | 650,000 | | | |
| 157 | Preventive Maintenance for Transit Buses, Facilities and ADA Complementary Paratransit activities | Vega Alta | 2015 | F | | 159,841 | | 159,841 | Narrative Justification Submitted | Toll Credits | Carryover FY2018 \$52,751 FY2019 \$53,279 in Application 5462-2020-1 |
| | | | | S | | | - | - | | | |
| | | | | T | | 159,841 | - | 159,841 | | | |
| 158 | Preventive Maintenance for Public Transportation Terminal | Vega Alta | 2020 | F | | 56,500 | | 56,500 | Narrative Justification Submitted | Toll Credits | Carryover FY2020 |
| | | | | S | - | | | - | | | |
| | | | | T | - | 56,500 | | 56,500 | | | |
| 159 | Operational Assistance for ADA Complementary Paratransit Activities | Vega Alta | 2015 | F | | 143,135 | | 143,135 | Narrative Justification Submitted | Toll Credits | Carryover Funds FY2017 \$47,394, FY 2018 \$47,394 & FY2019 \$48,347. |
| | | | | S | | | | - | | | |
| | | | | T | - | 143,135 | | 143,135 | | | |
| 160 | Preventive Maintenance Cost for Transit Fleet | Vega Baja | 2015 | F | | 453,300 | 231,900 | 685,200 | Narrative Justification Submitted | Toll Credits | Carryover FY18 \$76,690, FY19 \$77,730 & FY2020 \$78,507 TRAMS# 5414-2021-1 |
| | | | | S | - | | | - | | | |
| | | | | T | - | 453,300 | 231,900 | 685,200 | | | |
| 161 | Design of bus shelter, sidewalks, ramps and curbs. | Vega Baja | 2020 | F | | 10,150 | | 10,150 | Narrative Justification Submitted | Toll Credits | Carryover FY2020 TRAMS# 5414-2021-1 |
| | | | | S | - | | | - | | | |
| | | | | T | - | 10,150 | | 10,150 | | | |
| 162 | Trolley Garage Expansion and Improvements | Vega Baja | 2020 | F | | 92,200 | | 92,200 | Narrative Justification Submitted | Toll Credits | Carryover FY2020 |
| | | | | S | - | | | - | | | |
| | | | | T | - | 92,200 | | 92,200 | | | |
| 163 | Bus Fleet Major Repairs | Vega Baja | 2020 | F | | 36,000 | | 36,000 | Narrative Justification Submitted | Toll Credits | Carryover FY2020 TRAMS# 5414-2021-1 |
| | | | | S | - | | | - | | | |
| | | | | T | - | 36,000 | | 36,000 | | | |
| 164 | Operation of Paratransit System in Compliance with ADA regulations | Vega Baja | 2017 | F | | 314,000 | 167,000 | 481,000 | Narrative Justification Submitted | Toll Credits | Carryover FY2020 TRAMS# 5414-2021-1 |
| | | | | S | | | | - | | | |
| | | | | T | - | 314,000 | 167,000 | 481,000 | | | |
| 165 | Acquisition of Two (2) Cutaway Bus (18-20 Passenger Capacity) for Replacement | Vega Baja | 2015 | F | | 280,000 | | 280,000 | Narrative Justification Submitted | Toll Credits | Carryover Funds FY 2014 in Application under FTA Consideration TrAMS # 5414- 2016-1 |
| | | | | S | | | | - | | | |
| | | | | T | | 280,000 | - | 280,000 | | | |

GOVERNMENT OF PUERTO RICO
 PUERTO RICO DEPARTMENT OF TRANSPORTATION AND PUBLIC WORKS
 PUERTO RICO HIGHWAY AND TRANSPORTATION AUTHORITY
 STATEWIDE TRANSPORTATION IMPROVEMENT PROGRAM
 FISCAL YEARS 2019 - 2022

AMENDMENT #2

Administrative Modification #1

SECTION 5307: SAN JUAN URBANIZED AREA (SJUA)

| Num. | Description | Grantee | Year | Annual Element | | | | Total Estimated Cost | Project Justification | Source of Local Funds | Remarks |
|------|--|-----------|------|----------------|------|---------|--------|----------------------|-----------------------------------|-----------------------|--|
| | | | | 2019 | 2020 | 2021 | 2022 | | | | |
| 166 | Improvements to Access - Bus shelters on Fixed Routes Services (20 stops) | Vega Baja | 2018 | F | | 320,000 | - | 320,000 | Narrative Justification Submitted | Toll Credits | Carryover FY 19 TRAMS# 5414-2019-5 |
| | | | | S | | | - | - | | | |
| | | | | T | | 320,000 | - | 320,000 | | | |
| 167 | Signage for Bus Stops, Route Information and Cross Walks on Fixed Routes | Vega Baja | 2018 | F | | 24,000 | - | 24,000 | Narrative Justification Submitted | Toll Credits | Carryover FY 19 TRAMS# 5414-2021-1 |
| | | | | S | | | - | - | | | |
| | | | | T | | 24,000 | - | 24,000 | | | |
| 168 | Crosswalks pavement marking for access bus stops on the fixed route #2 | Vega Baja | 2019 | F | | 20,850 | | 20,850 | Narrative Justification Submitted | Toll Credits | Carryover FY2019 \$20,850 |
| | | | | S | | | | - | | | |
| | | | | T | | 20,850 | | 20,850 | | | |
| 169 | Acquisition of bikes racks for main bus stops on the Fixed route #2 | Vega Baja | 2019 | F | | 14,490 | | 14,490 | Narrative Justification Submitted | Toll Credits | Carryover FY2019 \$14,490 TRAMS# 5414-2021-1 |
| | | | | S | | | | - | | | |
| | | | | T | | 14,490 | | 14,490 | | | |
| 170 | Security systems for two (2) main terminals and fleet tracking devices | Vega Baja | 2019 | F | | 9,600 | | 9,600 | Narrative Justification Submitted | Toll Credits | Carryover FY2019 \$9,600 TRAMS #5414-2021-1 |
| | | | | S | | | | - | | | |
| | | | | T | | 9,600 | | 9,600 | | | |
| 171 | Improvements to access bus shelters on the fixed route #3 | Vega Baja | 2019 | F | | 452,200 | | 452,200 | Narrative Justification Submitted | Toll Credits | Carryover FY2019 \$452,200 |
| | | | | S | | | | - | | | |
| | | | | T | | 452,200 | | 452,200 | | | |
| 172 | Paint and Body Works of three (3) buses | Vega Baja | 2019 | F | | 8,000 | | 8,000 | Narrative Justification Submitted | Toll Credits | Transferred vehicles from PRHTA |
| | | | | S | | | | - | | | |
| | | | | T | | 8,000 | | 8,000 | | | |
| 173 | Preventive Maintenance | Yabucoa | 2018 | F | - | 20,000 | 10,000 | 30,000 | Narrative Justification Submitted | Toll Credits | Carryover FY2020 |
| | | | | S | | | | - | | | |
| | | | | T | - | 20,000 | 10,000 | 30,000 | | | |
| 174 | Design and Engineering for the construction of downtown center of transportation terminal | Yabucoa | 2019 | F | | 700,000 | | 700,000 | Narrative Justification Submitted | Toll Credits | Carryover FY19 TRAMS# 6841-2020-1 |
| | | | | S | | | | - | | | |
| | | | | T | | 700,000 | | 700,000 | | | |
| 175 | Acquisition and Installation of Signage and Electronic Programming System along Trolley Route Street & Stops | Yabucoa | 2020 | F | | | | - | Narrative Justification Submitted | Toll Credits | FY 23 (\$900,000) |
| | | | | S | | | | - | | | |
| | | | | T | | | | - | | | |

GOVERNMENT OF PUERTO RICO
 PUERTO RICO DEPARTMENT OF TRANSPORTATION AND PUBLIC WORKS
 PUERTO RICO HIGHWAY AND TRANSPORTATION AUTHORITY
 STATEWIDE TRANSPORTATION IMPROVEMENT PROGRAM
 FISCAL YEARS 2019 - 2022
 AMENDMENT #2
 Administrative Modification #1

SECTION 5307: SAN JUAN URBANIZED AREA (SJUA)

| Num. | Description | Grantee | Year | Annual Element | | | | Total Estimated Cost | Project Justification | Source of Local Funds | Remarks |
|------|--|-----------------------------|------|----------------|------|------------|------------|----------------------|-----------------------------------|-----------------------|---------|
| | | | | 2019 | 2020 | 2021 | 2022 | | | | |
| 176 | Construction of Downtown Center of Transportation Terminal | Yabucoa | 2019 | F | | | 2,900,000 | 2,900,000 | Narrative Justification Submitted | Toll Credits | |
| | | | | S | | | | - | | | |
| | | | | T | | | 2,900,000 | 2,900,000 | | | |
| 177 | Acquisition of three (3) 30 feet Low Rider Buses for the replacement of two (2) mini buses and one (1) trolley | Yabucoa | 2020 | F | | | 1,200,000 | 1,200,000 | Narrative Justification Submitted | Toll Credits | |
| | | | | S | | | | - | | | |
| | | | | T | | | 1,200,000 | 1,200,000 | | | |
| | | Total Federal Funds: | | - | - | 74,985,241 | 34,151,333 | 109,065,533 | | | |
| | | Total State or Local Funds: | | - | - | - | - | - | | | |
| | | Total: | | - | - | 74,985,241 | 34,151,333 | 109,065,533 | | | |



Government of Puerto Rico

Puerto Rico Department of Transportation and Public Works

Puerto Rico Highway and Transportation Authority

Statewide Transportation Improvement Program (STIP)

FEDERAL TRANSIT ADMINISTRATION (FTA)

San Juan Urbanized Area (SJUA)

(UA > 1,000,000 in Population)

Section 5307- Reprogrammed Funds

GOVERNMENT OF PUERTO RICO
 PUERTO RICO DEPARTMENT OF TRANSPORTATION AND PUBLIC WORKS
 PUERTO RICO HIGHWAY AND TRANSPORTATION AUTHORITY
 STATEWIDE TRANSPORTATION IMPROVEMENT PROGRAM
 FISCAL YEARS 2019 - 2022
 AMENDMENT #2
 Administrative Modification #1

SECTION 5307: REPROGRAMMING FUNDS SAN JUAN URBANIZED AREA

| Num. | Description | Grantee | Year Apportioned | Annual Element | | Three Years Program | | | Total Estimated Cost | Project Justification | Source of Local Funds | Remarks |
|------|---|-----------------------------|---------------------|----------------|------|---------------------|------------|------|-------------------------|--------------------------------------|-----------------------|---|
| | | | | | 2019 | 2020 | 2021 | 2022 | | | | |
| 1 | Employee Education Training for Security and Emergency | Guaynabo | 2020 | F | | | 18,665 | | 18,665 | Narrative Justification Submitted | Toll Credit | Project will be using Grants FY15 PR-90XP52 |
| | | | | S | | | | | | | | |
| | | | | T | | | 18,665 | | 18,665 | | | |
| 2 | Employee Uniforms | Guaynabo | 2020 | F | | | 27,048 | | 27,048 | Narrative Justification Submitted | Toll Credit | Project will be using Grants FY15 PR-90XP52 |
| | | | | S | | | | | | | | |
| | | | | T | | | 27,048 | | 27,048 | | | |
| 3 | Paint and Body Works Vehicles Fleet | Guaynabo | 2020 | F | | | 43,910 | | 43,910 | Narrative Justification Submitted | Toll Credit | Project will be using Grants FY15 PR-90XP52 |
| | | | | S | | | | | | | | |
| | | | | T | | | 43,910 | | 43,910 | | | |
| 4 | Purchase of three (3) Low Floor Transit Buses for the Public Transportation System | Carolina | 2020 | F | | | 986,524 | | 986,524 | Narrative Justification Submitted | Toll Credit | Project will be using Grants FY 2006 PR-90-X231 |
| | | | | S | | | | | - | | | |
| | | | | T | | | 986,524 | | 986,524 | | | |
| 5 | Rehabilitation of San Juan Pier for the Port Authority | PRPA | 2020 | F | | | 68,000,000 | | 68,000,000 | | Toll Credit | Federal Funds will be requested to competitive funding. |
| | | | | S | | | | | - | | | |
| | | | | T | | | 68,000,000 | | 68,000,000 | | | |
| | | Total Federal Funds: | | | - | - | 69,076,147 | - | 69,076,147 | | | |
| | | Total State or Local Funds: | | | - | - | - | - | - | | | |
| | | Total | | | - | - | 69,076,147 | - | 69,076,147 | | | |



Government of Puerto Rico

Puerto Rico Department of Transportation and Public Works
Puerto Rico Highway and Transportation Authority

Statewide Transportation Improvement Program (STIP)

FEDERAL TRANSIT ADMINISTRATION (FTA)

San Juan Urbanized Area (SJUA)

(UA > 1,000,000 in Population)

Operating Assistance Special Rule

Section 5307

GOVERNMENT OF PUERTO RICO
 PUERTO RICO DEPARTMENT OF TRANSPORTATION AND PUBLIC WORKS
 PUERTO RICO HIGHWAY AND TRANSPORTATION AUTHORITY
 STATEWIDE TRANSPORTATION IMPROVEMENT PROGRAM
 FISCAL YEARS 2019 - 2022
 AMENDMENT #2
 Administrative Modification #1

SECTION 5307: FTA OPERATING ASSISTANCE SPECIAL RULE, SAN JUAN URBANIZED AREA

| Num. | Description | Grantee | Year Apportioned | | Three Years Program | | | | Total Estimated Cost | Project Justification | Source of Local Funds | Remarks |
|------|-----------------------------------|-----------|------------------|---|---------------------|------|-----------|-----------|----------------------|-----------------------|-----------------------|--|
| | | | | | Annual Element | 2020 | 2021 | 2022 | | | | |
| 1 | Operating Assistance Special Rule | PRHTA/ATI | 2014 | F | | | 1,661,361 | 1,709,969 | 3,371,330 | | | Carryover Funds \$1,661,361 FY 2015 & \$1,709,969 FY 2016 |
| | | | | S | - | - | 1,661,361 | 1,709,969 | 3,371,330 | | | |
| | | | | T | | - | 3,322,722 | 3,419,938 | 6,742,660 | | | |
| 2 | Operating Assistance Special Rule | MBA | 2021 | F | | | 2,883,403 | 2,792,686 | 5,676,089 | | | |
| | | | | S | - | | 2,883,403 | 2,792,686 | 5,676,089 | | | |
| | | | | T | | | 5,766,806 | 5,585,372 | 11,352,178 | | | |
| 3 | Operating Assistance Special Rule | Bayamón | 2019 | F | | | 197,263 | | 197,263 | | | Carryover Funds FY 2019 (\$197,263) TRAMS #2008-2021-1 |
| | | | | S | - | - | 197,263 | - | 197,263 | | | |
| | | | | T | | - | 394,526 | - | 394,526 | | | |
| 4 | Operating Assistance Special Rule | Caguas | 2017 | F | | | 179,974 | 226,510 | 406,484 | | | Carryover Funds FY17 \$179,974, FY18 \$181,682 & FY19 \$208,342 |
| | | | | S | - | | 179,974 | 226,510 | 406,484 | | | |
| | | | | T | - | - | 359,948 | 453,020 | 812,968 | | | |
| 5 | Operating Assistance Special Rule | Carolina | 2018 | F | | | 447,721 | | 447,721 | | | Carryover Funds FY19 \$447,721 |
| | | | | S | | | 447,721 | - | 447,721 | | | |
| | | | | T | - | - | 895,442 | - | 895,442 | | | |
| 6 | Operating Assistance Special Rule | Cayey | 2016 | F | | | 175,609 | | 175,609 | | | Carryover Funds FY16 \$53,114, FY18 \$56,468 & FY19 \$66,027 TRAMS # 5584-2018-1 |
| | | | | S | | | 175,609 | | 175,609 | | | |
| | | | | T | - | - | 351,218 | | 351,218 | | | |
| 7 | Operating Assistance Special Rule | Dorado | 2015 | F | | | 94,312 | 90,281 | 184,593 | | | Carryover Funds FY17 Partial Allocation \$31,840, FY18 \$62,472 & FY19 \$90,281. |
| | | | | S | - | | 94,312 | 90,281 | 184,593 | | | |
| | | | | T | - | | 188,624 | 180,562 | 369,186 | | | |
| 8 | Operating Assistance Special Rule | Guaynabo | 2018 | F | | | 656,251 | | 656,251 | | | Carryover Funds FY 18 \$318,989 & FY19 \$337,262. TrAMS # 1905-2020-1 |
| | | | | S | - | - | 656,251 | | 656,251 | | | |
| | | | | T | - | - | 1,312,502 | | 1,312,502 | | | |
| 9 | Operating Assistance Special Rule | Gurabo | 2015 | F | | | | 36,884 | 36,884 | | | Carryover Funds \$10,954 FY 2015 & \$20,431 FY 2016 |
| | | | | S | - | - | | 36,884 | 36,884 | | | |
| | | | | T | | - | | 73,768 | 73,768 | | | |

GOVERNMENT OF PUERTO RICO
 PUERTO RICO DEPARTMENT OF TRANSPORTATION AND PUBLIC WORKS
 PUERTO RICO HIGHWAY AND TRANSPORTATION AUTHORITY
 STATEWIDE TRANSPORTATION IMPROVEMENT PROGRAM
 FISCAL YEARS 2019 - 2022
 AMENDMENT #2
 Administrative Modification #1

SECTION 5307: FTA OPERATING ASSISTANCE SPECIAL RULE, SAN JUAN URBANIZED AREA

| Num. | Description | Grantee | Year Apportioned | Annual Element | Three Years Program | | | | Total Estimated Cost | Project Justification | Source of Local Funds | Remarks |
|------|-----------------------------------|-----------------------------|------------------|----------------|---------------------|------|------------|------------|----------------------|-----------------------|-----------------------|--|
| | | | | 2019 | 2020 | 2021 | 2022 | | | | | |
| 10 | Operating Assistance Special Rule | Humacao | 2014 | F | | | 149,268 | | 149,268 | | | Carryover Funds \$50,026 FY 2014, \$47,701 FY 2015 & \$51,541 in Application under FTA Consideration TrAMS # 5567-2017-1 |
| | | | | S | | | 149,268 | - | 149,268 | | | |
| | | | | T | | - | 298,536 | - | 298,536 | | | |
| 11 | Operating Assistance Special Rule | Juncos | 2018 | F | | | | 128,558 | 128,558 | | | Carryover Funds FY18 \$80,258, FY19 \$48,300 |
| | | | | S | - | | | 128,558 | 128,558 | | | |
| | | | | T | - | | | 257,116 | 257,116 | | | |
| 12 | Operating Assistance Special Rule | Manatí | 2018 | F | | | | 42,738 | 42,738 | | | Carryover Funds FY18 \$42,738 |
| | | | | S | | | | 42,738 | 42,738 | | | |
| | | | | T | - | - | | 85,476 | 85,476 | | | |
| 13 | Operating Assistance Special Rule | San Juan | 2014 | F | | | 661,280 | | 661,280 | | | Application under FTA Consideration TrAMS # 1886-2020-2. FY18 \$324,018 FY 19 \$337,262 |
| | | | | S | | | 661,280 | - | 661,280 | | | |
| | | | | T | - | | 1,322,560 | - | 1,322,560 | | | |
| 14 | Operating Assistance Special Rule | San Lorenzo | 2018 | F | | | 45,515 | 287,491 | 333,006 | | | Carryover Funds FY18 \$45,515 in Application under Consideration Trams 5874-2019-1. Carryover Funds FY19 \$96,876. |
| | | | | S | | | 45,515 | 287,491 | 333,006 | | | |
| | | | | T | | | 91,030 | 574,982 | 666,012 | | | |
| 15 | Operating Assistance Special Rule | Toa Baja | 2014 | F | | | 778,594 | | 778,594 | | | Carryover Funds FY 2015 \$88,397 FY 2016 \$ 94,721 & F18 \$201,628 in TrAMS #5415-2016-1 |
| | | | | S | - | | 778,594 | - | 778,594 | | | |
| | | | | T | - | | 1,557,188 | - | 1,557,188 | | | |
| 16 | Operating Assistance Special Rule | Vega Alta | 2018 | F | | | 111,029 | | 111,029 | | | FY18 \$40,896 & FY19 \$70,133 in application under FTA Consideration. TrAMS # 5462-2020-1 |
| | | | | S | - | | 111,029 | - | 111,029 | | | |
| | | | | T | - | | 222,058 | - | 222,058 | | | |
| 17 | Operating Assistance Special Rule | Vega Baja | 2019 | F | | | 163,038 | | 163,038 | | | Carryover Funds FY17, FY18 & FY19 |
| | | | | S | | | 163,038 | - | 163,038 | | | |
| | | | | T | - | | 326,076 | - | 326,076 | | | |
| | | Total Federal Funds: | | | - | - | 8,204,618 | 5,315,117 | 13,519,735 | | | |
| | | Total State or Local Funds: | | | - | - | 8,204,618 | 5,315,117 | 13,519,735 | | | |
| | | Total: | | | - | - | 16,409,236 | 10,630,234 | 27,039,470 | | | |



Government of Puerto Rico

Puerto Rico Department of Transportation and Public Works
Puerto Rico Highway and Transportation Authority

Statewide Transportation Improvement Program (STIP)

FEDERAL TRANSIT ADMINISTRATION (FTA)

San Juan Urbanized Area (SJUA)

(UA > 1,000,000 in Population)

Section 5310

GOVERNMENT OF PUERTO RICO
 PUERTO RICO DEPARTMENT OF TRANSPORTATION AND PUBLIC WORKS
 PUERTO RICO HIGHWAY AND TRANSPORTATION AUTHORITY
 STATEWIDE TRANSPORTATION IMPROVEMENT PROGRAM
 FISCAL YEARS 2019 - 2022
 AMENDMENT #2
 Administrative Modification #1

SECTION 5310: ELDERLY AND PERSONS WITH DISABILITIES PROGRAM, SAN JUAN URBANIZED AREA

| Num. | Description | Grantee | Year Apportioned | Annual Element | | Three Years Program | | | | Total Estimated Cost | Project Justification | Source of Local Funds | Remark |
|------|---|---------|------------------|----------------|------|---------------------|---------|---------|---------|---|-----------------------|-----------------------|--------|
| | | | | F | 2019 | 2020 | 2021 | 2022 | | | | | |
| 1 | Preventive Maintenance for three (3) 5310 Transit Fleet for the Municipality of Aibonito | PRHTA | 2019 | F | | | 27,875 | 7,500 | 35,375 | Narrative Justificacion Submitted by the Municipality | Toll Credits | | |
| | | | | S | - | - | - | - | - | | | | |
| | | | | T | | | 27,875 | 7,500 | 35,375 | | | | |
| 2 | Operating Assistance for the Municipality of Aibonito | PRHTA | 2021 | F | | | 27,739 | | 27,739 | Narrative Justificacion Submitted by the Municipality | Toll Credits | | |
| | | | | S | - | - | - | - | - | | | | |
| | | | | T | | | 27,739 | | 27,739 | | | | |
| 3 | Acquisition of (2) 11-passenger vehicles for the Municipality of Barranquitas | PRHTA | 2021 | F | | | 200,000 | | 200,000 | Narrative Justificacion Submitted by the Municipality | Toll Credits | | |
| | | | | S | | | | | - | | | | |
| | | | | T | | | 200,000 | | 200,000 | | | | |
| 4 | Acquisitions of two (2) 16 passenger buses for the Municipality of Caguas | PRHTA | 2021 | F | | | 200,000 | | 200,000 | Narrative Justificacion Submitted by the Municipality | Toll Credits | | |
| | | | | S | | | | | - | | | | |
| | | | | T | | | 200,000 | | 200,000 | | | | |
| 5 | Acquisitions of one (1) 11 passenger buses for the Municipality of Caguas | PRHTA | 2021 | F | | | 100,000 | | 100,000 | Narrative Justificacion Submitted by the Municipality | Toll Credits | | |
| | | | | S | | | | | - | | | | |
| | | | | T | | | 100,000 | | 100,000 | | | | |
| 6 | Preventive Maintenance for the 5310 Transit Fleet for the Municipality of Caguas | PRHTA | 2021 | F | | | 20,000 | | 20,000 | Narrative Justificacion Submitted by the Municipality | Toll Credits | | |
| | | | | S | | | | | - | | | | |
| | | | | T | | | 20,000 | | 20,000 | | | | |
| 7 | Operating Assistance for the 5310 Transit Fleet for the Municipality of Caguas | PRHTA | 2021 | F | | | 160,000 | | 160,000 | Narrative Justificacion Submitted by the Municipality | Toll Credits | | |
| | | | | S | | | | | - | | | | |
| | | | | T | | | 160,000 | | 160,000 | | | | |
| 9 | Operating Assistance for the 5310 Transit Fleet for the Municipality of Cayey | PRHTA | 2021 | F | | | 160,000 | | 160,000 | Narrative Justificacion Submitted by the Municipality | Toll Credits | | |
| | | | | S | | | | | - | | | | |
| | | | | T | | | 160,000 | | 160,000 | | | | |
| 10 | Acquisition of Two (2) Paratransit Vans 11 passengers for the COSSMA | PRHTA | 2021 | F | | | 200,000 | | 200,000 | Narrative Justificacion Submitted by the Municipality | Toll Credits | | |
| | | | | S | | | | | - | | | | |
| | | | | T | | | 200,000 | | 200,000 | | | | |
| 11 | Preventive Maintenance 5310 for the COSSMA | PRHTA | 2021 | F | | | 31,634 | | 31,634 | Narrative Justificacion Submitted by the Municipality | Toll Credits | | |
| | | | | S | | | | | - | | | | |
| | | | | T | | | 31,634 | | 31,634 | | | | |
| 12 | Operating Assistance for the 5310-COSSMA | PRHTA | 2021 | F | | | 27,739 | | 27,739 | Narrative Justificacion Submitted by the Municipality | Toll Credits | | |
| | | | | S | | | | | - | | | | |
| | | | | T | | | 27,739 | | 27,739 | | | | |
| 13 | Operating Assistance, 5310 Transit Fleet for the Municipality of Ciales | PRHTA | 2020 | F | | | 93,400 | 80,525 | 173,925 | Narrative Justificacion Submitted by the Municipality | Toll Credits | FY 2023 (\$80,525) | |
| | | | | S | - | | | | - | | | | |
| | | | | T | | | 93,400 | 80,525 | 173,925 | | | | |
| 14 | Operating Assistance for five (5) 5310 Transit Fleet Vehicles for the Municipality of Coamo | PRHTA | 2019 | F | | | 118,875 | 106,000 | 224,875 | Narrative Justificacion Submitted by the Municipality | Toll Credits | | |
| | | | | S | | - | | | - | | | | |
| | | | | T | | | 118,875 | 106,000 | 224,875 | | | | |

GOVERNMENT OF PUERTO RICO
 PUERTO RICO DEPARTMENT OF TRANSPORTATION AND PUBLIC WORKS
 PUERTO RICO HIGHWAY AND TRANSPORTATION AUTHORITY
 STATEWIDE TRANSPORTATION IMPROVEMENT PROGRAM
 FISCAL YEARS 2019 - 2022
 AMENDMENT #2
 Administrative Modification #1

SECTION 5310: ELDERLY AND PERSONS WITH DISABILITIES PROGRAM, SAN JUAN URBANIZED AREA

| Num. | Description | Grantee | Year Apportioned | Annual Element | Three Years Program | | | | Total Estimated Cost | Project Justification | Source of Local Funds | Remark |
|------|--|---------|---------------------|----------------|---------------------|------|-----------|---------|-------------------------|---|-----------------------|--------|
| | | | | 2019 | 2020 | 2021 | 2022 | | | | | |
| 15 | Preventive Maintenance for five (5) 5310 Transit Fleet Vehicles for the Municipality of Coamo | PRHTA | 2019 | F | | | 23,110 | 10,235 | 33,345 | Narrative Justificacion Submitted by the Municipality | Toll Credits | |
| | | | | S | | | | - | | | | |
| | | | | T | | | 23,110 | 10,235 | 33,345 | | | |
| 16 | Acquisitions of two (2) 11 passenger buses for the Instituto Psicopedagógico de PR | PRHTA | 2021 | F | | | 200,000 | | 200,000 | Narrative Justificacion Submitted by the Entity | Toll Credits | |
| | | | | S | | | | - | | | | |
| | | | | T | | | 200,000 | | 200,000 | | | |
| 17 | Acquisitions of one (1) Support Vehicle for the Municipality of Las Piedras | PRHTA | 2021 | F | | | 40,000 | | 40,000 | Narrative Justificacion Submitted by the Municipality | Toll Credits | |
| | | | | S | | | | - | | | | |
| | | | | T | | | 40,000 | | 40,000 | | | |
| 18 | Acquisitions of three (3) minibuses, 16 passenger capacity for Municipality of Loiza | PRHTA | 2021 | F | | | 300,000 | | 300,000 | Narrative Justificacion Submitted by the Municipality | Toll Credits | |
| | | | | S | - | - | - | - | | | | |
| | | | | T | | - | 300,000 | | 300,000 | | | |
| 19 | Operating Assistance for two (2) 5310 Transit Fleet Vehicles for the Municipality of Salinas | PRHTA | 2021 | F | | | 50,000 | | 50,000 | Narrative Justificacion Submitted by the Municipality | Toll Credits | |
| | | | | S | | | | - | | | | |
| | | | | T | | | 50,000 | | 50,000 | | | |
| 20 | Preventive Maintenance for two (2) 5310 Transit Fleet Vehicles for the Municipality of Salinas | PRHTA | 2021 | F | | | 16,075 | | 16,075 | Narrative Justificacion Submitted by the Municipality | Toll Credits | |
| | | | | S | | | | - | | | | |
| | | | | T | | | 16,075 | | 16,075 | | | |
| 21 | Drugs and Alcohol Test for two (2) 5310 Transit Fleet vehicles for the Municipality of Salinas | PRHTA | 2019 | F | | | 12,955 | | 12,955 | Narrative Justificacion Submitted by the Municipality | Toll Credits | |
| | | | | S | | | | - | | | | |
| | | | | T | | | 12,955 | | 12,955 | | | |
| 22 | Acquisitions of two (2) 11 passenger buses for the Municipality of San Lorenzo | PRHTA | 2021 | F | | | 200,000 | | 200,000 | Narrative Justificacion Submitted by the Municipality | Toll Credits | |
| | | | | S | | | | - | | | | |
| | | | | T | | | 200,000 | | 200,000 | | | |
| 23 | Operating Assistance for the 5310 Transit Fleet for the Municipality of San Lorenzo | PRHTA | 2021 | F | | | 180,000 | | 180,000 | Narrative Justificacion Submitted by the Municipality | Toll Credits | |
| | | | | S | | | | - | | | | |
| | | | | T | | | 180,000 | | 180,000 | | | |
| 24 | Preventive Maintenance for 5310 Transit Fleet six (6) vehicles for the Municipality of Rio Grande | PRHTA | 2019 | F | | | 36,875 | 24,000 | 60,875 | Narrative Justificacion Submitted by the Municipality | Toll Credits | |
| | | | | S | | | | - | | | | |
| | | | | T | | | 36,875 | 24,000 | 60,875 | | | |
| 25 | Operating Assistance for 5310 Transit Fleet six (6) vehicles for the Municipality of Rio Grande | PRHTA | 2019 | F | | | 19,127 | 6,252 | 25,379 | Narrative Justificacion Submitted by the Municipality | Toll Credits | |
| | | | | S | | | | - | | | | |
| | | | | T | | | 19,127 | 6,252 | 25,379 | | | |
| 26 | Operating Assistance for 5310 Transit Fleet three (3) vehicles for the Municipality of Vega Baja | PRHTA | 2019 | F | | | 101,875 | 87,000 | 188,875 | Narrative Justificacion Submitted by the Municipality | Toll Credits | |
| | | | | S | | | | - | | | | |
| | | | | T | | | 101,875 | 87,000 | 188,875 | | | |
| 27 | Preventive Maintenance for 5310 Transit Fleet three (3) vehicles for the Municipality of Vega Baja | PRHTA | 2019 | F | | | 28,075 | 13,200 | 41,275 | Narrative Justificacion Submitted by the Municipality | Toll Credits | |
| | | | | S | | | | - | | | | |
| | | | | T | | | 28,075 | 13,200 | 41,275 | | | |
| 28 | Operating Assistance for the 5310 Transit Fleet for the Municipality of Yabucoa | PRHTA | 2021 | F | | | 200,000 | | | Narrative Justificacion Submitted by the Municipality | Toll Credits | |
| | | | | S | | | | | | | | |
| | | | | T | | | 200,000 | | | | | |
| 29 | Project Administration | PRHTA | 2021 | F | | | 254,646 | 13,200 | 267,846 | Narrative Justificacion Submitted by the Municipality | Toll Credits | |
| | | | | S | | | | - | | | | |
| | | | | T | | | 254,646 | 13,200 | 267,846 | | | |
| | | | | F | - | - | 3,030,000 | 347,912 | 3,177,912 | | | |
| | | | | S | - | - | - | - | - | | | |
| T | - | - | 3,030,000 | 347,912 | 3,377,912 | | | | | | | |



Government of Puerto Rico

Puerto Rico Department of Transportation and Public Works
Puerto Rico Highway and Transportation Authority

Statewide Transportation Improvement Program (STIP)

FEDERAL TRANSIT ADMINISTRATION (FTA)

San Juan Urbanized Area (SJUA)

(UA > 1,000,000 in Population)

Section 5329

GOVERNMENT OF PUERTO RICO
 PUERTO RICO DEPARTMENT OF TRANSPORTATION AND PUBLIC WORKS
 PUERTO RICO HIGHWAY AND TRANSPORTATION AUTHORITY
 STATEWIDE TRANSPORTATION IMPROVEMENT PROGRAM
 FISCAL YEARS 2019 - 2022
 AMENDMENT #2
 Administrative Modification #1

SECTION 5329: STATE SAFETY OVERSIGHT PROGRAM, SAN JUAN URBANIZED AREA

| Num. | Description | Grantee | Year | Annual Element | Three Years Program | | | | Total Estimated Cost | Project Justification | Source of Local Funds | Remarks |
|------|--------------------------------|-----------------------------|-------------|----------------|---------------------|------|---------------|------|----------------------|-----------------------|-----------------------|--|
| | | | Apportioned | | 2019 | 2020 | 2021 | 2022 | | | | |
| 1 | State Safety Oversight Program | PREMA | 2018 | F | | | \$ 597,695.00 | \$ - | \$ - | | | Application 7275-2020-1 FY18 \$297,050. Carryover FY 2019 \$300,645 |
| | | | | S | - | | \$ 149,423.75 | \$ - | \$ - | | | |
| | | | | T | - | | \$ 747,118.75 | \$ - | \$ - | | | |
| | | Total Federal Funds: | | | - | \$ - | \$ 597,695.00 | \$ - | \$ - | | | |
| | | Total State or Local Funds: | | | - | \$ - | \$ 149,423.75 | \$ - | \$ - | | | |
| | | Total | | | - | \$ - | \$ 747,118.75 | \$ - | \$ - | | | |



Government of Puerto Rico

Puerto Rico Department of Transportation and Public Works
Puerto Rico Highway and Transportation Authority

Statewide Transportation Improvement Program (STIP)

FEDERAL TRANSIT ADMINISTRATION (FTA)

San Juan Urbanized Area (SJUA)

(UA > 1,000,000 in Population)

Section 5337

GOVERNMENT OF PUERTO RICO
 PUERTO RICO DEPARTMENT OF TRANSPORTATION AND PUBLIC WORKS
 PUERTO RICO HIGHWAY AND TRANSPORTATION AUTHORITY
 STATEWIDE TRANSPORTATION IMPROVEMENT PROGRAM
 FISCAL YEARS 2019 - 2022
 AMENDMENT #2
 Administrative Modification #1

SECTION 5337: HIGH INTENSITY FIXED GUIDEWAY STATE OF GOOD REPAIR, SAN JUAN URBANIZED AREA

| Num. | Description | Grantee | Year Apportioned | Annual Element | | Three Years Program | | | Total Estimated Cost | Project Justification | Source of Local Funds | Remarks |
|------|--|-----------------------------|------------------|----------------|------|---------------------|------------|------------|----------------------|-----------------------------------|-----------------------|--|
| | | | | | 2019 | 2020 | 2021 | 2022 | | | | |
| 1 | Preventive Maintenance Cost for Tren Urbano | PRHTA/ATI-TU | 2018 | F | | | 10,500,000 | 10,000,000 | 20,500,000 | Narrative Justification Submitted | Toll Credits | Carryover Funds FY18 (\$9,500,000) Combination of Funds with Section 5307. |
| | | | | S | - | | - | | - | | | |
| | | | | T | | | 10,500,000 | 10,000,000 | 20,500,000 | | | |
| 2 | Heavy Preventive Maintenance (HPM) 720 for Tren Urbano | PRHTA/ATI-TU | 2020 | F | | | | 8,000,000 | 8,000,000 | Narrative Justification Submitted | Toll Credits | FY2023 \$8,000,000, FY2024 \$8,000,000 FY25 \$8,000,000 |
| | | | | S | | | | | - | | | |
| | | | | T | | | | 8,000,000 | 8,000,000 | | | |
| 3 | Bridge Inspection | PRHTA/ATI-TU | 2020 | F | | | 1,500,000 | - | 1,500,000 | Narrative Justification Submitted | Toll Credits | |
| | | | | S | - | - | | - | - | | | |
| | | | | T | - | | 1,500,000 | - | 1,500,000 | | | |
| 4 | Bus replacement of two (2) vehicles for Intermodal | PRHTA/ATI-TU | 2016 | F | | | | 1,000,000 | 1,000,000 | Narrative Justification Submitted | Toll Credits | Carryover FY2017 |
| | | | | S | | | | | - | | | |
| | | | | T | | | | 1,000,000 | 1,000,000 | | | |
| | | Total Federal Funds: | | | - | | 12,000,000 | 19,000,000 | 31,000,000 | | | |
| | | Total State or Local Funds: | | | - | | - | - | - | | | |
| | | Total | | | - | | 12,000,000 | 19,000,000 | 31,000,000 | | | |



Government of Puerto Rico

Puerto Rico Department of Transportation and Public Works
Puerto Rico Highway and Transportation Authority

Statewide Transportation Improvement Program (STIP)

FEDERAL TRANSIT ADMINISTRATION (FTA)

San Juan Urbanized Area (SJUA)

(UA > 1,000,000 in Population)

Section 5339

GOVERNMENT OF PUERTO RICO
 PUERTO RICO DEPARTMENT OF TRANSPORTATION AND PUBLIC WORKS
 PUERTO RICO HIGHWAY AND TRANSPORTATION AUTHORITY
 STATEWIDE TRANSPORTATION IMPROVEMENT PROGRAM
 FISCAL YEARS 2019 - 2022
 AMENDMENT #2
 Administrative Modification #1

SECTION 5339: BUS AND BUS FACILITIES PROGRAM, SAN JUAN URBANIZED AREA

| Num. | Description | Grantee | Year Apportioned | | Three Years Program | | | Total | Est. Cost | Project Justification | Source of Local Funds | Remarks |
|------|---|----------|------------------|---|---------------------|------|-----------|---------|-----------|-----------------------------------|-----------------------|---|
| | | | | | 2019 | 2020 | 2021 | | | | | |
| 1 | Replacement of Thirty-Six (36) Trolley Bus Stops, Phase 1 | Bayamón | 2018 | F | | | 176,000 | | 176,000 | Narrative Justification Submitted | Toll Credit | Carryover Funds FY 2018 |
| | | | | S | | - | | | - | | | |
| | | | | T | | | 176,000 | | 176,000 | | | |
| 2 | Renovation and Development of the Francisco Pereira Transportation Terminal | Caguas | 2015 | F | | | 4,768,478 | | 4,768,478 | Narrative Justification Submitted | Toll Credits | Carryover funds FY 2015 (\$2,384,239) FY 2016 (\$2,384,239) |
| | | | | S | | | | | | | | |
| | | | | T | | | 4,768,478 | | 4,768,478 | | | |
| 3 | Acquisition of two (2) vehicles GPS | Caguas | 2020 | F | | | 869 | | 869 | Narrative Justification Submitted | Toll Credits | Carryover Funds FY20 TrAMS 2417-2021-1 |
| | | | | S | | | | | | | | |
| | | | | T | | | 869 | | 869 | | | |
| 4 | Acquisition of four (4) mini-buses for replacement (24 passenger capacity) | Caguas | 2020 | F | | | 680,000 | | 680,000 | Narrative Justification Submitted | Toll Credits | Carryover Funds FY20 TrAMS #2417-2021-1 |
| | | | | S | | | | | | | | |
| | | | | T | | | 680,000 | | 680,000 | | | |
| 5 | Acquisition of four (4) mini-buses for replacement (24 passenger capacity) | Caguas | 2020 | F | | | | 680,000 | 680,000 | Narrative Justification Submitted | Toll Credits | Carryover Funds FY20 |
| | | | | S | | | | | | | | |
| | | | | T | | - | | 680,000 | 680,000 | | | |
| 6 | Acquisition of twenty (20) Automatic Passenger Counting | Caguas | 2020 | F | | | 95,000 | | 95,000 | Narrative Justification Submitted | Toll Credits | Carryover Funds FY20 |
| | | | | S | | | | | | | | |
| | | | | T | | | 95,000 | | 95,000 | | | |
| 7 | Purchases of Equipment and Tools for the Municipality Garage | Carolina | 2020 | F | | | 62,000 | | 62,000 | Narrative Justification Submitted | Toll Credits | Carryover Funds FY20 TRAMS #2038-2020-3 |
| | | | | S | | | | | | | | |
| | | | | T | | | 62,000 | | 62,000 | | | |
| 8 | Purchases of Electronic Equipment and Accessories for Transportation Services Offices | Carolina | 2020 | F | | | 2,500 | | 2,500 | Narrative Justification Submitted | Toll Credits | Carryover Funds FY20 TRAMS #2038-2020-3 |
| | | | | S | | | | | | | | |
| | | | | T | | | 2,500 | | 2,500 | | | |
| 9 | Replacing and Restoring of Bus Stops Signage | Carolina | 2018 | F | | | 20,000 | | 20,000 | Narrative Justification Submitted | Toll Credits | Carryover Funds FY 2018. Application 2038-2019-1 |
| | | | | S | | | | | - | | | |
| | | | | T | | | 20,000 | | 20,000 | | | |
| 10 | Acquisition of two (2) 30 feet Low Rider Buses of 31 passengers for the replacement of two (2) 30 feet Trolleys | Cayey | 2020 | F | | | | | - | Narrative Justification Submitted | Toll Credits | FY 23 (\$1,000,000) |
| | | | | S | | | | | - | | | |
| | | | | T | | | | | - | | | |

GOVERNMENT OF PUERTO RICO
 PUERTO RICO DEPARTMENT OF TRANSPORTATION AND PUBLIC WORKS
 PUERTO RICO HIGHWAY AND TRANSPORTATION AUTHORITY
 STATEWIDE TRANSPORTATION IMPROVEMENT PROGRAM
 FISCAL YEARS 2019 - 2022
 AMENDMENT #2
 Administrative Modification #1

SECTION 5339: BUS AND BUS FACILITIES PROGRAM, SAN JUAN URBANIZED AREA

| Num. | Description | Grantee | Year Apportioned | Three Years Program | | | | Total | Project Justification | Source of Local Funds | Remarks |
|------|---|----------|------------------|---------------------|------|---------|---------|-----------|-----------------------------------|-----------------------|---|
| | | | | 2019 | 2020 | 2021 | 2022 | Est. Cost | | | |
| 11 | Design for the Renovation of Public Terminal Mercedes Ortíz | Cayey | 2021 | | | | 472,500 | 472,500 | Narrative Justification Submitted | Toll Credits | |
| | | | | | | | | | | | |
| | | | | | | | 472,500 | 472,500 | | | |
| 12 | Design for the Renovation of Public Terminal Jhonny Toledo | Cayey | 2021 | F | | | 472,500 | 472,500 | Narrative Justification Submitted | Toll Credits | |
| | | | | S | | | | - | | | |
| | | | | T | | - | 472,500 | 472,500 | | | |
| 13 | Acquisition of Equipment for the Maintenance of Transit Fleet | Ciales | 2017 | F | | | 10,000 | 10,000 | Narrative Justification Submitted | Toll Credit | Carryover Funds FY17 |
| | | | | S | - | | - | - | | | |
| | | | | T | | | 10,000 | 10,000 | | | |
| 14 | Purchase of Communication Equipment - One Mobile Radio | Ciales | 2017 | F | | | 17,500 | 17,500 | Narrative Justification Submitted | Toll Credit | Carryover Funds FY17 |
| | | | | S | | | - | - | | | |
| | | | | T | - | | 17,500 | 17,500 | | | |
| 15 | Acquisition of Two (2) Passenger Trolleys with Handicap Ramp for Replacement | Cidra | 2018 | F | | 270,320 | | 270,320 | | | Carryover Funds FY18 TRAMS # 5654-2019-1 |
| | | | | S | | | | | | | |
| | | | | T | | 270,320 | | 270,320 | | | |
| 16 | Installation for 25 Cameras Surveillance System for Transit Vehicle | Guaynabo | 2020 | F | | 100,000 | | 100,000 | Narrative Justification Submitted | Toll Credits | |
| | | | | S | | | | - | | | |
| | | | | T | | 100,000 | | 100,000 | | | |
| 17 | Installation of camera surveillance system for the Public Transportation Terminal | Juncos | 2019 | F | | | 6,000 | 6,000 | Narrative Justification Submitted | Toll Credit | Carryover fund FY 2019 |
| | | | | S | | | | | | | |
| | | | | T | | | 6,000 | 6,000 | | | |
| 18 | Construction of seven (7) bus shelters along main transit route | Juncos | 2019 | F | | | 38,000 | 38,000 | Narrative Justification Submitted | Toll Credit | Carryover fund FY 2019 |
| | | | | S | | | | - | | | |
| | | | | T | | | 38,000 | 38,000 | | | |
| 19 | Mid Life Overhaul 2013 fleet | MBA | 2018 | F | | 400,000 | | 400,000 | Narrative Justification Submitted | Toll Credit | Obligated funds PR-2018-016-02 (\$1,600,000) Transfer funds to Mid Life Over Haul (\$400,000) |
| | | | | S | | | | - | | | |
| | | | | T | | 400,000 | | 400,000 | | | |
| 20 | Acquisition of three (3) buses Blue Bird All American and one (1) Bus Blue Bird CX2 for Universidad Sagrado Corazón | PRHTA | 2020 | F | | 679,471 | | 679,471 | Narrative Justification Submitted | Toll Credits | TRAMS #5489-2020-25 |
| | | | | S | | | | - | | | |
| | | | | T | | 679,471 | | 679,471 | | | |
| 21 | Digital Apps for Universidad Sagrado Corazón | PRHTA | 2020 | F | | 75,000 | | 75,000 | Narrative Justification Submitted | Toll Credits | TRAMS #5489-2020-25 |
| | | | | S | | | | - | | | |
| | | | | T | | 75,000 | | 75,000 | | | |

GOVERNMENT OF PUERTO RICO
 PUERTO RICO DEPARTMENT OF TRANSPORTATION AND PUBLIC WORKS
 PUERTO RICO HIGHWAY AND TRANSPORTATION AUTHORITY
 STATEWIDE TRANSPORTATION IMPROVEMENT PROGRAM
 FISCAL YEARS 2019 - 2022
 AMENDMENT #2
 Administrative Modification #1

SECTION 5339: BUS AND BUS FACILITIES PROGRAM, SAN JUAN URBANIZED AREA

| Num. | Description | Grantee | Year Apportioned | | Three Years Program | | | Total | Project Justification | Source of Local Funds | Remarks | |
|------|---|-----------------------------|------------------|---|---------------------|-----------|-----------|-----------|-----------------------|-----------------------------------|--------------|---|
| | | | | | 2019 | 2020 | 2021 | 2022 | | | | Est. Cost |
| 22 | Bus stops nineteen (19) for Universidad Sagrado Corazón | PRHTA | 2020 | F | | | 76,987 | | 76,987 | Narrative Justification Submitted | Toll Credits | TRAMS #5489-2020-41 |
| | | | | S | | | | - | | | | |
| | | | | T | | | 76,987 | 76,987 | | | | |
| 23 | Purchase and Installation of Automatic Passenger Counters (APC) | Toa Baja | 2020 | F | | | 50,455 | | 50,455 | Narrative Justification Submitted | Toll Credits | Carryover Fund FY 2020 |
| | | | | S | | | | - | | | | |
| | | | | T | | | 50,455 | 50,455 | | | | |
| 24 | Purchase and Installation of twenty (20) GPS Tracking System | Toa Baja | 2020 | F | | | 13,977 | | 13,977 | Narrative Justification Submitted | Toll Credits | Carryover Fund FY 2020 |
| | | | | S | | | | - | | | | |
| | | | | T | | | 13,977 | 13,977 | | | | |
| 25 | Radio Communication System and monthly fees | Toa Baja | 2020 | F | | | 11,229 | | 11,229 | Narrative Justification Submitted | Toll Credits | Carryover Fund FY 2020 |
| | | | | S | | | | - | | | | |
| | | | | T | | | 11,229 | 11,229 | | | | |
| 26 | Purchase and Installation Bus Stop | Toa Baja | 2020 | F | | | 13,750 | | 13,750 | Narrative Justification Submitted | Toll Credits | Carryover Fund FY 2020 |
| | | | | S | | | | | | | | |
| | | | | T | | | 13,750 | 13,750 | | | | |
| 27 | Installation of nine (9) bus shelters in fix route #3 | Vega Baja | 2019 | F | | | 117,600 | | 117,600 | Narrative Justification Submitted | Toll Credit | Carryover Fund FY 2019 TRAMS#5414-2021-1 |
| | | | | S | | | | | | | | |
| | | | | T | | | 117,600 | 705,600 | | | | |
| 28 | Repair and Upgrade of the Hector Joy Sandin Transportation | Vega Baja | 2021 | F | | | | 531,686 | 531,686 | Narrative Justification Submitted | Toll Credits | |
| | | | | S | | | | | | | | |
| | | | | T | | | | 531,686 | 531,686 | | | |
| 29 | Fare Collection equipment buses and software | Vega Baja | 2020 | F | | | 194,884 | | 194,884 | Narrative Justification Submitted | Toll Credits | Lapsing Funds FY 2018 TRAMS#5414-2021-1 |
| | | | | S | | | | | | | | |
| | | | | T | | | 194,884 | 194,884 | | | | |
| 30 | Fare Collection Services and Maintenance | Vega Baja | 2020 | F | | | 24,895 | 24,895 | 49,790 | Narrative Justification Submitted | Toll Credits | Lapsing Funds FY 2018 FY 2023 (\$24,895) |
| | | | | S | | | | | | | | |
| | | | | T | | | 24,895 | 24,895 | 49,790 | | | |
| | | Total Federal Funds: | F | | | 7,833,415 | 1,780,581 | 9,613,996 | | | | |
| | | Total State or Local Funds: | S | | | | | | | | | |
| | | Total | T | | | 7,833,415 | 1,780,581 | 9,613,996 | | | | |



Government of Puerto Rico

Puerto Rico Department of Transportation and Public Works
Puerto Rico Highway and Transportation Authority

Statewide Transportation Improvement Program (STIP)

FEDERAL TRANSIT ADMINISTRATION (FTA)

San Juan Urbanized Area (SJUA)

(UA > 1,000,000 in Population)

***Section 5339- Discretionary Grants for Buses and
Bus Facilities Project***

GOVERNMENT OF PUERTO RICO
 PUERTO RICO DEPARTMENT OF TRANSPORTATION AND PUBLIC WORKS
 PUERTO RICO HIGHWAY AND TRANSPORTATION AUTHORITY
 STATEWIDE TRANSPORTATION IMPROVEMENT PROGRAM
 FISCAL YEARS 2019 - 2022
 AMENDMENT #2
 Administrative Modification #1

SECTION 5339: Discretionary Funds FY 2020 Grants for Buses and Bus Facilities Project

| Num. | Description | Grantee | Year | Annual Element | | Three Years Program | | | Total Estimated Cost | Project Justification | Source of Local Funds | Remarks |
|------|--|-----------------------------|------|----------------|------|---------------------|-----------|------|----------------------|-----------------------------------|-----------------------|---|
| | | | | | 2019 | 2020 | 2021 | 2022 | | | | |
| 1 | Purchase of new (8) buses to replace old buses | Carolina | 2020 | F | | | 2,482,880 | | 2,482,880 | Narrative Justification Submitted | Toll Credit | FY 2020 Grants for Buses and Bus Facilities Project |
| | | | | S | | | | | | | | |
| | | | | T | | | 2,482,880 | | 2,482,880 | | | |
| | | Total Federal Funds: | | | - | - | 2,482,880 | - | 2,482,880 | | | |
| | | Total State or Local Funds: | | | - | - | - | - | - | | | |
| | | Total | | | - | - | 2,482,880 | - | 2,482,880 | | | |



Government of Puerto Rico

Puerto Rico Department of Transportation and Public Works
Puerto Rico Highway and Transportation Authority

Statewide Transportation Improvement Program (STIP)

FEDERAL TRANSIT ADMINISTRATION (FTA)

San Juan Urbanized Area (SJUA)

(UA > 1,000,000 in Population)

Section 5339- State

GOVERNMENT OF PUERTO RICO
 PUERTO RICO DEPARTMENT OF TRANSPORTATION AND PUBLIC WORKS
 PUERTO RICO HIGHWAY AND TRANSPORTATION AUTHORITY
 STATEWIDE TRANSPORTATION IMPROVEMENT PROGRAM
 FISCAL YEARS 2019 - 2022
 AMENDMENT #2
 Administrative Modification #1

SECTION 5339: State

| Num. | Description | Grantee | Year Apportioned | | Annual Element Three Years Program | | | | Total Estimated Cost | Project Justification | Source of Local Funds | Remarks |
|------|---|-----------------------------|---------------------|---|------------------------------------|------|-----------|------|-------------------------|-----------------------|-----------------------|---|
| | | | | | 2019 | 2020 | 2021 | 2022 | | | | |
| 1 | Additional Funds for Replacement of buses for the fixed route fleet | MBA | 2018 | F | | | 3,929,940 | - | 3,929,940 | Toll Credits | | Combination of funds with Section 5307 (\$1,770,060). Lapsing Fund. Allocation FY17, FY18 and FY19. |
| | | | | S | | | | - | - | | | |
| | | | | T | - | | 3,929,940 | - | 3,929,940 | | | |
| | | Total Federal Funds: | | F | - | - | 3,929,940 | - | 3,929,940 | | | |
| | | Total State or Local Funds: | | S | - | - | - | - | - | | | |
| | | Total | | T | - | - | 3,929,940 | - | 3,929,940 | | | |



Government of Puerto Rico

Puerto Rico Department of Transportation and Public Works
Puerto Rico Highway and Transportation Authority

Statewide Transportation Improvement Program (STIP)
Fiscal Years 2019-2022

FEDERAL TRANSIT ADMINISTRATION (FTA)

San Juan Urbanized Area (SJUA)
(UA > 1,000,000 in Population)

Emergency Relief Program
Section 5324

GOVERNMENT OF PUERTO RICO
PUERTO RICO DEPARTMENT OF TRANSPORTATION AND PUBLIC WORKS
PUERTO RICO HIGHWAY AND TRANSPORTATION AUTHORITY
STATEWIDE TRANSPORTATION IMPROVEMENT PROGRAM
FISCAL YEARS 2019 - 2022
AMENDMENT #2
Administrative Modification #1

SECTION 5324: Emergency Relief Program

| Num. | Description | Grantee | Year Apportioned | Annual Element | | Three Years Program | | | Total | Project Justification | Source of Local Funds | Remarks |
|-----------------------------|--------------------------------|---------|---------------------|----------------|------|---------------------|------------|------|------------|-----------------------|-----------------------|---------|
| | | | | | 2019 | 2020 | 2021 | 2022 | Est. Cost | | | |
| 1 | Back Up Generators Tren Urbano | PRHTA | 2019 | F | | | 25,721,000 | - | 25,721,000 | | Toll Credits | |
| | | | | S | | | - | - | | | | |
| | | | | T | | | 25,721,000 | - | 25,721,000 | | | |
| Total Federal Funds: | | | | | | | 25,721,000 | | - | 25,721,000 | | |
| Total State or Local Funds: | | | | | | | - | | - | | | |
| Total | | | | | | | 25,721,000 | | - | 25,721,000 | | |



Government of Puerto Rico

Puerto Rico Department of Transportation and Public Works

Puerto Rico Highway and Transportation Authority

Statewide Transportation Improvement Program (STIP)
Fiscal Years 2019-2022

FEDERAL TRANSIT ADMINISTRATION (FTA)

San Juan Urbanized Area (SJUA)
(UA>1,000,000 in Population)

Discretionary Funds- FY 2017 Bus and Bus Facilities Projects

GOVERNMENT OF PUERTO RICO
PUERTO RICO DEPARTMENT OF TRANSPORTATION AND PUBLIC WORKS
PUERTO RICO HIGHWAY AND TRANSPORTATION AUTHORITY
STATEWIDE TRANSPORTATION IMPROVEMENT PROGRAM
FISCAL YEARS 2019 - 2022
AMENDMENT #2
Administrative Modification #1

Discretionary Funds- FY2017 Bus and Bus Facilities Projects

| Num. | Description | Grantee | Year Apportioned | Annual Element | | Three Years Program | | | Total | Project Justification | Source of Local Funds | Remarks |
|-----------------------------|---|---------|---------------------|----------------|-----------|---------------------|------|------|-----------|-----------------------|-----------------------|--|
| | | | | | 2019 | 2020 | 2021 | 2022 | Est. Cost | | | |
| 1 | Renovation to the Francisco Pererira Transportation Terminal and replace non-ADA compliant vans | Caguas | 2017 | F | 2,600,000 | | | | 2,600,000 | | | Carryover funds FY2017. D2017-BUSC-097 |
| | | | | S | | | | | | | | |
| | | | | T | 2,600,000 | | | | 2,600,000 | | | |
| Total Federal Funds: | | | | | 2,600,000 | - | - | - | 2,600,000 | | | |
| Total State or Local Funds: | | | | | - | - | - | - | - | | | |
| Total | | | | | 2,600,000 | - | - | - | 2,600,000 | | | |



Government of Puerto Rico

Puerto Rico Department of Transportation and Public Works

Puerto Rico Highway and Transportation Authority

Statewide Transportation Improvement Program (STIP)
Fiscal Years 2019-2022

FEDERAL TRANSIT ADMINISTRATION (FTA)

San Juan Urbanized Area (SJUA)

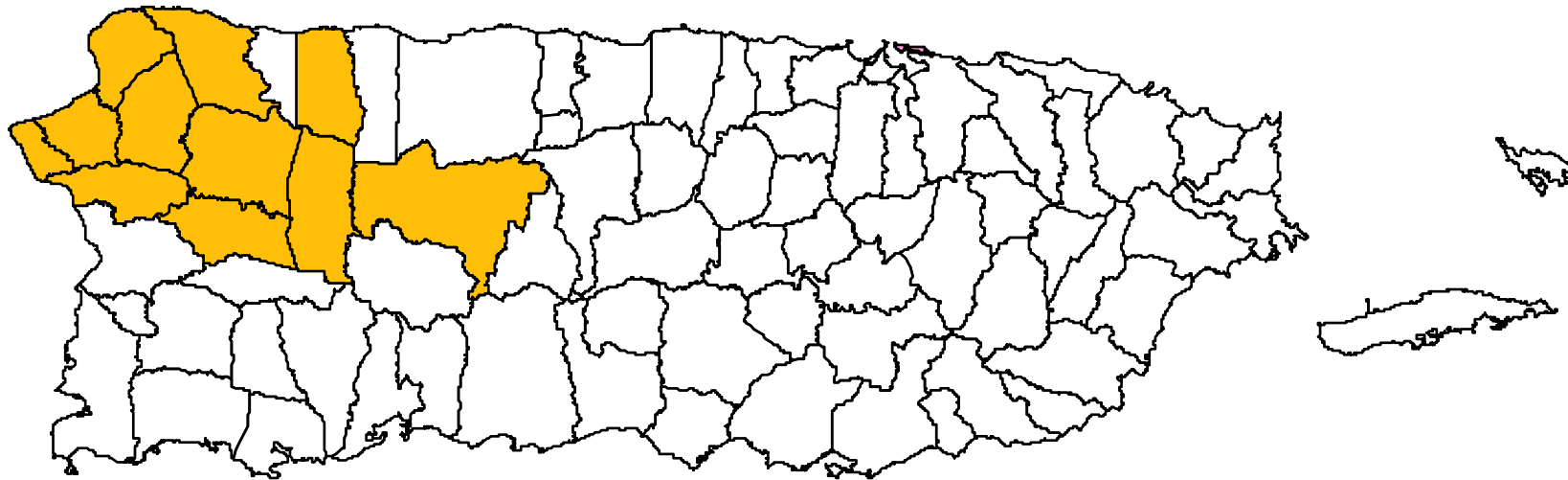
Coronavirus Aid, Relief, and Economic Security (CARES) Act

GOVERNMENT OF PUERTO RICO
 PUERTO RICO DEPARTMENT OF TRANSPORTATION AND PUBLIC WORKS
 PUERTO RICO HIGHWAY AND TRANSPORTATION AUTHORITY
 STATEWIDE TRANSPORTATION IMPROVEMENT PROGRAM
 FISCAL YEARS 2019 - 2022
 AMENDMENT #2
 Administrative Modification #1

SECTION 5307: Coronavirus Aid, Relief, and Economic Security (CARES) Act. SAN JUAN URBANIZED AREA

| Num. | Description | Grantee | Year Apportioned | Annual Element | | | | Total Estimated Cost | Project Justification | Source of Local Funds | Remarks |
|------|--|-----------------------------|------------------|----------------|------|---------|-----------|----------------------|--|-----------------------|-------------------------|
| | | | | 2019 | 2020 | 2021 | 2022 | | | | |
| 1 | Acquisition and Installation of 73 Trolley Stops and Signs for Terminal and Stops along the Trolley Routes | Cayey | 2021 | F | | 934,400 | | 934,400 | Narrative Justification Prepared by the Municipality | | |
| | | | | S | | - | | - | | | |
| | | | | T | | 934,400 | | 934,400 | | | |
| 2 | Acquisition of Vehicles six (6) for Route Extensions Fixed Route | Manatí | 2021 | F | - | 600,000 | - | 600,000 | Narrative Justification Prepared by the Municipality | | |
| | | | | S | - | - | - | - | | | |
| | | | | T | - | - | 600,000 | - | | | |
| 3 | Acquisition of Vehicles for Route Extensions - 4 units - Paratransit | Manatí | 2021 | F | - | 365,000 | - | 365,000 | Narrative Justification Prepared by the Municipality | | |
| | | | | S | - | - | - | - | | | |
| | | | | T | - | - | 365,000 | - | | | |
| 4 | Acquisiton of seventy-five (75) Bus Stops including ramps, bust stops, singage(Route Extensions) | Manatí | 2021 | F | - | 487,500 | - | 487,500 | Narrative Justification Prepared by the Municipality | | |
| | | | | S | - | - | - | - | | | |
| | | | | T | - | - | 487,500 | - | | | |
| 5 | Acquisitionof one (1) passenger bus with a capacity of 24 passengers for the Municipality of Gurabo | PRHTA | 2021 | F | | 94,000 | | 94,000 | Narrative Justification Prepared by the Municipality | | Application 5489-2021-1 |
| | | | | S | | - | | - | | | |
| | | | | T | | 94,000 | | 94,000 | | | |
| 6 | Acquisition of two (2) 24 passengers buses and associated cost for two new fix route service | Vega Baja | 2021 | F | - | 594,780 | - | 594,780 | Narrative Justification Prepared by the Municipality | | |
| | | | | S | - | - | - | - | | | |
| | | | | T | - | - | 594,780 | - | | | |
| 7 | Acquisition and Installation of 43 Trolley Stops and Signs for Terminal and Stops along the Trolley Routes | Yabucoa | 2021 | F | - | 550,400 | - | 550,400 | Narrative Justification Prepared by the Municipality | | |
| | | | | S | - | - | - | - | | | |
| | | | | T | - | - | 550,400 | - | | | |
| 8 | Acquisition of Service Vehicle | Yabucoa | 2021 | F | - | 27,298 | - | 27,298 | Narrative Justification Prepared by the Municipality | | |
| | | | | S | - | - | - | - | | | |
| | | | | T | - | - | 27,298 | - | | | |
| | | Total Federal Funds: | | | - | - | 3,653,378 | - | 3,653,378 | | |
| | | Total State or Local Funds: | | | - | - | - | - | - | | |
| | | Total | | | - | - | 3,653,378 | - | 3,653,378 | | |

Aguadilla Urbanized Area



 *Aguadilla Urbanized Area (AUA) (UA > 200,000 in Population)*



Government of Puerto Rico

Puerto Rico Department of Transportation and Public Works
Puerto Rico Highway and Transportation Authority

Statewide Transportation Improvement Program (STIP)

FEDERAL TRANSIT ADMINISTRATION (FTA)

Aguadilla Urbanized Area (AUA)

(UA > 200,000 in Population)

Section 5307

GOVERNMENT OF PUERTO RICO
 PUERTO RICO DEPARTMENT OF TRANSPORTATION AND PUBLIC WORKS
 PUERTO RICO HIGHWAY AND TRANSPORTATION AUTHORITY
 STATEWIDE TRANSPORTATION IMPROVEMENT PROGRAM
 FISCAL YEARS 2019 - 2022
 AMENDMENT #2
 Administrative Modification #1

SECTION 5307: AGUADILLA URBANIZED AREA (AUA)

| Num. | Description | Grantee | Year Entered | Annual Element | | Three Year Program | | | | Total Est. Cost | Project Justification | Source of Local Funds | Remarks |
|------|--|---------|--------------|----------------|------|--------------------|---------|--------|---------|-------------------------------------|-----------------------|-----------------------|--|
| | | | | | 2019 | 2020 | 2021 | 2022 | | | | | |
| 1 | Provision of Paratransit Services in Accordance with ADA Regulations | Aguada | 2015 | F | | | 402,020 | | 402,020 | Narrative Submitted by Municipality | Toll Credits | | Carryover Funds \$65,348 FY 2015 & \$66,001 FY 2016, FY2017 \$67,328, FY18 \$68,001 and FY 19 \$66,661 |
| | | | | S | - | | | | - | | | | |
| | | | | T | - | - | 402,020 | | 402,020 | | | | |
| 2 | Preventive Maintenance Cost for Public Transportation Services | Aguada | 2015 | F | | | 74,517 | | 74,517 | Narrative Submitted by Municipality | Toll Credits | | Carryover Funds FY2016 \$14,608, FY2017 \$14,902 and FY18 \$15,051 |
| | | | | S | | | | | - | | | | |
| | | | | T | - | | 74,517 | | 74,517 | | | | |
| 3 | Preventive Maintenance Cost for Public Transportation Terminal | Aguada | 2015 | F | | | 60,321 | | 60,321 | Narrative Submitted by Municipality | Toll Credits | | Carryover Funds \$11,833 FY 2016, FY17 \$12,071, FY18 \$12,192, FY19 \$11,951 |
| | | | | S | - | | | | - | | | | |
| | | | | T | - | - | 60,321 | | 60,321 | | | | |
| 4 | Preventive Maintenance Cost for Public Transportation Services | Añasco | 2015 | F | | | 9,876 | | 9,876 | Narrative Submitted by Municipality | Toll Credits | | Lapsing Funds FY16 Carryover Funds FY15 \$1,936 and FY 16 \$1,955, FY17 \$1,975 and FY18 \$1,995 |
| | | | | S | - | | | | - | | | | |
| | | | | T | - | - | 9,876 | | 9,876 | | | | |
| 5 | Bycycle Facilities and Access | Añasco | 2018 | F | | | 626,765 | - | 626,765 | Narrative Submitted by Municipality | Toll Credits | | Lapsing Funds FY16 Application 5815-2019-1 |
| | | | | S | | | | - | - | | | | |
| | | | | T | | | 626,765 | - | 626,765 | | | | |
| 6 | Preventive Maintenance for annual element for five (5) buses. | Añasco | 2018 | F | | | 24,996 | | 24,996 | Narrative Submitted by Municipality | Toll Credits | | Lapsing Funds FY16 Carryover funds FY18 Application 5815-2018-1 |
| | | | | S | - | - | | | | | | | |
| | | | | T | - | | 24,996 | | 24,996 | | | | |
| 7 | Operating Assistance ADA Paratransit Service, Preventive Maintenance for Buses | Añasco | 2020 | F | | | 116,714 | 58,357 | 175,071 | Narrative Submitted by Municipality | Toll Credits | | Lapsing Funds FY16 |
| | | | | S | - | - | | | | | | | |
| | | | | T | | - | 116,714 | 58,357 | 175,071 | | | | |
| 8 | Operating Assistance ADA Paratransit Service-Difference to cover changes from Administrative Modification #3 | Añasco | 2019 | F | | | 12,372 | - | 12,372 | Narrative Submitted by Municipality | Toll Credits | | Lapsing Funds FY16 |
| | | | | S | | | - | - | | | | | |
| | | | | T | | | 12,372 | | 12,372 | | | | |
| 10 | Construction of Initial Station for the Public Transportation System in Los Patriotas Ave | Lares | 2015 | F | | | 126,000 | - | 126,000 | Narrative Submitted by Municipality | Toll Credits | | Carryover Funds FY 2015 |
| | | | | S | - | | | - | - | | | | |
| | | | | T | | | 126,000 | - | 126,000 | | | | |

GOVERNMENT OF PUERTO RICO
 PUERTO RICO DEPARTMENT OF TRANSPORTATION AND PUBLIC WORKS
 PUERTO RICO HIGHWAY AND TRANSPORTATION AUTHORITY
 STATEWIDE TRANSPORTATION IMPROVEMENT PROGRAM
 FISCAL YEARS 2019 - 2022
 AMENDMENT #2
 Administrative Modification #1

SECTION 5307: AGUADILLA URBANIZED AREA (AUA)

| Num. | Description | Grantee | Year Entered | Annual Element | | Three Year Program | | | Total Est. Cost | Project Justification | Source of Local Funds | Remarks |
|------|---|-----------------------------|--------------|----------------|------|--------------------|-----------|--------|-----------------|-------------------------------------|-----------------------|--|
| | | | | | 2019 | 2020 | 2021 | 2022 | | | | |
| 11 | Construction of Bus Shelters Along Trolley Route | Rincón | 2015 | F | | | 32,000 | - | 32,000 | Narrative Submitted by Municipality | Toll Credits | Carryover Funds FY 2015 |
| | | | | S | | | | - | - | | | |
| | | | | T | - | - | 32,000 | - | 32,000 | | | |
| 12 | Construction of Public Transportation Terminal | San Sebastián | 2020 | F | | | 3,021,000 | - | 3,021,000 | Narrative Submitted by Municipality | Toll Credits | Carryover Funds FY20 |
| | | | | S | - | | | - | - | | | |
| | | | | T | - | - | 3,021,000 | - | 3,021,000 | | | |
| 13 | Preventive Maintenance Cost for Vehicles Fleet | San Sebastián | 2015 | F | | | 2,400 | 2,400 | 4,800 | Narrative Submitted by Municipality | Toll Credits | Carryover FY16 \$9,100, FY17 \$9,191, FY18 \$9,283 |
| | | | | S | - | | | | - | | | |
| | | | | T | - | | 2,400 | 2,400 | 4,800 | | | |
| 14 | Drugs and Alcohol test | San Sebastián | 2019 | F | | | 750 | 750 | 1,500 | Narrative Submitted by Municipality | Toll Credits | |
| | | | | S | - | - | - | - | - | | | |
| | | | | T | | | 750 | 750 | 1,500 | | | |
| 15 | Sidewalks Reconstruction, Sheds and Urban Furniture | San Sebastián | 2020 | F | | | 211,506 | | 211,506 | Narrative Submitted by Municipality | Toll Credits | |
| | | | | S | - | | | | - | | | |
| | | | | T | - | | 211,506 | | 211,506 | | | |
| 16 | Global Positioning System | San Sebastián | 2021 | F | | | 648 | | 648 | Narrative Submitted by Municipality | Toll Credits | |
| | | | | S | | | | | | | | |
| | | | | T | | | 648 | | 648 | | | |
| | | Total Federal Funds: | | | - | - | 4,721,885 | 61,507 | 4,783,392 | | | |
| | | Total State or Local Funds: | | | - | - | - | - | - | | | |
| | | Total | | | - | - | 4,721,885 | 61,507 | 4,783,392 | | | |



Government of Puerto Rico

Puerto Rico Department of Transportation and Public Works

Puerto Rico Highway and Transportation Authority

Statewide Transportation Improvement Program (STIP)

FEDERAL TRANSIT ADMINISTRATION (FTA)

Aguadilla Urbanized Area (AUA)

(UA > 200,000 in Population)

Section 5310

GOVERNMENT OF PUERTO RICO
 PUERTO RICO DEPARTMENT OF TRANSPORTATION AND PUBLIC WORKS
 PUERTO RICO HIGHWAY AND TRANSPORTATION AUTHORITY
 STATEWIDE TRANSPORTATION IMPROVEMENT PROGRAM
 FISCAL YEARS 2019 - 2022
 AMENDMENT #2
 Administrative Modification #1

SECTION 5310: SECTION 5310: ELDERLY AND PERSONS WITH DISABILITIES PROGRAM, AGUADILLA URBANIZED AREA (AUA)

| Num. | Description | Grantee | Year Entered | Annual Element | Three Year Program | | | Total Est. Cost | Project Justification | Source of Local Funds | Remarks |
|------|--|---------|--------------|----------------|--------------------|---------|---------|-----------------|-----------------------------------|-----------------------|--|
| | | | | 2019 | 2020 | 2021 | 2022 | | | | |
| 1 | Acquisitions of two (2) 16 passenger of AYANI- Moca | PRHTA | 2021 | F | | 190,000 | - | 190,000 | Narrative Justification Submitted | Toll Credits | |
| | | | | S | - | - | - | | | | |
| | | | | T | | 190,000 | - | 190,000 | | | |
| 2 | Operating Assistance for the 5310 Transit Fleet for the Municipality of Aguadilla | PRHTA | 2021 | F | | 56,099 | 65,232 | 121,331 | Narrative Justification Submitted | Toll Credits | |
| | | | | S | - | - | - | - | | | |
| | | | | T | | 56,099 | 65,232 | 121,331 | | | |
| 3 | Preventive Maintenance for the 5310 Transit Fleet for the Municipality of Aguadilla | PRHTA | 2021 | F | | 268 | 268 | 536 | Narrative Justification Submitted | Toll Credits | |
| | | | | S | - | - | - | - | | | |
| | | | | T | | 268 | 268 | 536 | | | |
| 4 | Operating Assistance for the 5310 Transit Fleet for the Municipality of San Sebastian | PRHTA | 2021 | F | | 145,982 | 169,747 | 315,729 | Narrative Justification Submitted | Toll Credits | |
| | | | | S | - | - | - | - | | | |
| | | | | T | | 145,982 | 169,747 | 315,729 | | | |
| 5 | Preventive Maintenance for the 5310 Transit Fleet for the Municipality of Aguadilla | PRHTA | 2021 | F | | 5,000 | 5,000 | 10,000 | Narrative Justification Submitted | Toll Credits | Transfer funds for Non-Urbanized 5310 \$34,867 |
| | | | | S | - | - | - | - | | | |
| | | | | T | | 5,000 | 5,000 | 10,000 | | | |
| 6 | Project Administration for the 5310 Transit Fleet for the Municipality of Aguadilla | PRHTA | 2021 | F | | 6,800 | 6,800 | 13,600 | Narrative Justification Submitted | Toll Credits | |
| | | | | S | - | - | - | - | | | |
| | | | | T | | 6,800 | 6,800 | 13,600 | | | |
| 7 | Global Positioning System for the 5310 Transit Fleet for the Municipality of Aguadilla | PRHTA | 2021 | F | | 2,376 | 2,376 | 4,752 | Narrative Justification Submitted | Toll Credits | |
| | | | | S | - | - | - | - | | | |
| | | | | T | | 2,376 | 2,376 | 4,752 | | | |
| 8 | Operating Assistance Municipality of Añasco | PRHTA | 2020 | F | | 137,897 | | 137,897 | Narrative Justification Submitted | Toll Credits | Carryover Funds FY 20 \$45,956 |
| | | | | S | - | - | - | - | | | |
| | | | | T | | 137,897 | | 137,897 | | | |
| 9 | Preventive Maintenance Municipality of Añasco | PRHTA | 2020 | F | | 6,974 | 3,532 | 10,506 | Narrative Justification Submitted | Toll Credits | Carryover Funds FY 20 \$3,442 |
| | | | | S | | - | - | - | | | |
| | | | | T | | 6,974 | 3,532 | 10,506 | | | |
| 10 | Project Administration for 5310 Transit Fleet for the Municipality of San Sebastian | PRHTA | 2019 | F | | 1,045 | 1,045 | 2,090 | Narrative Justification Submitted | Toll Credits | |
| | | | | S | - | - | - | - | | | |
| | | | | T | | 1,045 | 1,045 | 2,090 | | | |

GOVERNMENT OF PUERTO RICO
 PUERTO RICO DEPARTMENT OF TRANSPORTATION AND PUBLIC WORKS
 PUERTO RICO HIGHWAY AND TRANSPORTATION AUTHORITY
 STATEWIDE TRANSPORTATION IMPROVEMENT PROGRAM
 FISCAL YEARS 2019 - 2022
 AMENDMENT #2
 Administrative Modification #1

SECTION 5310: SECTION 5310: ELDERLY AND PERSONS WITH DISABILITIES PROGRAM, AGUADILLA URBANIZED AREA (AUA)

| Num. | Description | Grantee | Year Entered | Annual Element | Three Year Program | | | | Total Est. Cost | Project Justification | Source of Local Funds | Remarks |
|------|--|-----------------------------|--------------|----------------|--------------------|---------|---------|-----------|-----------------|---|-----------------------|---|
| | | | | 2019 | 2020 | 2021 | 2022 | | | | | |
| 11 | Acquisition of Computer for the Municipality of San Sebastian | PRHTA | 2019 | F | | | 920 | | 920 | Narrative Justificacion Submitted by the Municipality | Toll Credits | |
| | | | | S | - | - | | - | | | | |
| | | | | T | | | 920 | 920 | | | | |
| 12 | Global Positioning System for the 5310 Transit Fleet for the Municipality of San Sebastián | PRHTA | 2021 | F | | | 2,376 | | 2,376 | Narrative Justification Submitted | Toll Credits | |
| | | | | S | | - | - | - | | | | |
| | | | | T | | | 2,376 | 2,376 | | | | |
| 13 | Acquisition of Software and Annual License Fees for Municipality of San Sebastián | PRHTA | 2020 | F | | | 3,180 | 3,180 | 6,360 | Narrative Justification Submitted by the Municipality | Toll Credits | |
| | | | | S | - | - | | - | | | | |
| | | | | T | | | 3,180 | 3,180 | 6,360 | | | |
| 14 | Operating Assistance for 5310 Transit Fleet for the Municipality of Lares | PRHTA | 2019 | F | | | 165,396 | 193,809 | 359,205 | Narrative Justification Submitted by the Municipality | Toll Credits | Transfer funds for Non-Urbanized 5310 \$193,809 |
| | | | | S | - | - | | - | | | | |
| | | | | T | | | 165,396 | 193,809 | 359,205 | | | |
| 15 | Preventive Maintenance for 5310 Transit Fleet for the Municipality of Lares | PRHTA | 2019 | F | | | 15,836 | 15,836 | 31,672 | Narrative Justificacion Submitted by the Municipality | Toll Credits | |
| | | | | S | - | - | | - | | | | |
| | | | | T | | | 15,836 | 15,836 | 31,672 | | | |
| 16 | Acquisitions of one (1) paratransit for 10 passenger and two (2) vans of Corp. Servicios de Salud Primaria y Desarrollo Socioeconómico El Otoao-Cossao- Utuado | PRHTA | 2020 | F | | | 102,274 | | 102,274 | Narrative Justification Submitted by the Municipality | Toll Credits | |
| | | | | S | - | - | - | - | | | | |
| | | | | T | | | 102,274 | | 102,274 | | | |
| | | Total Federal Funds: | F | - | - | 842,423 | 466,825 | 1,309,248 | | | | |
| | | Total State or Local Funds: | S | - | - | - | - | - | | | | |
| | | Total | T | - | - | 842,423 | 466,825 | 1,309,248 | | | | |



Government of Puerto Rico

Puerto Rico Department of Transportation and Public Works
Puerto Rico Highway and Transportation Authority

Statewide Transportation Improvement Program (STIP)

FEDERAL TRANSIT ADMINISTRATION (FTA)

Aguadilla Urbanized Area (AUA)

(UA > 200,000 in Population)

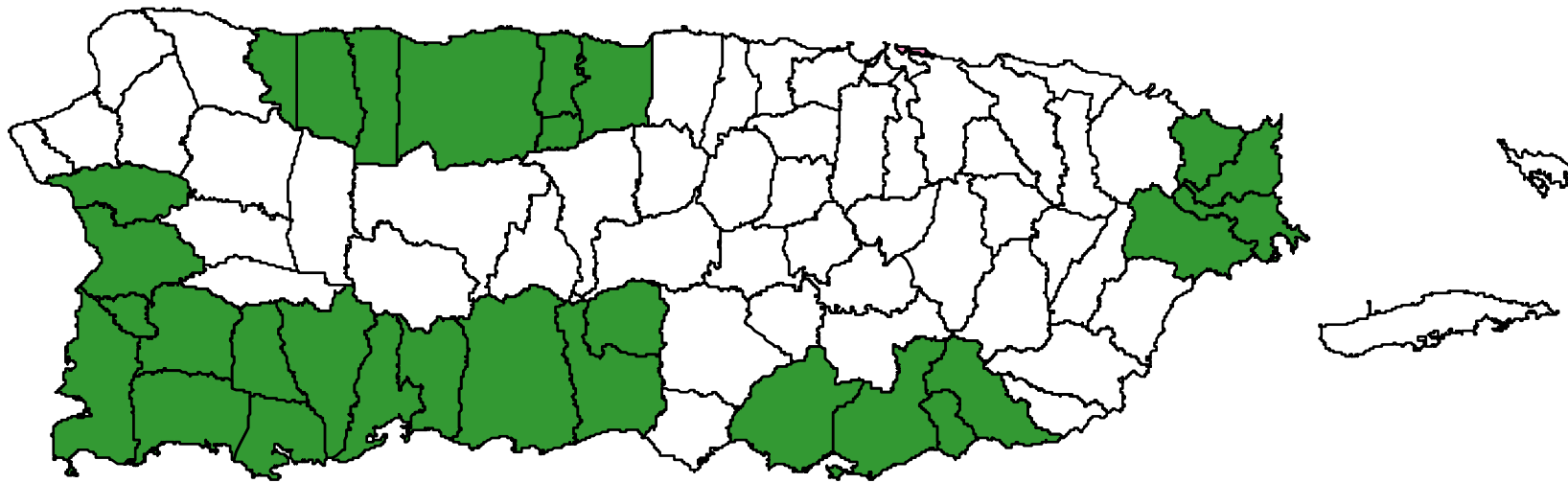
Section 5339

GOVERNMENT OF PUERTO RICO
 PUERTO RICO DEPARTMENT OF TRANSPORTATION AND PUBLIC WORKS
 PUERTO RICO HIGHWAY AND TRANSPORTATION AUTHORITY
 STATEWIDE TRANSPORTATION IMPROVEMENT PROGRAM
 FISCAL YEARS 2019 - 2022
 AMENDMENT #2
 Administrative Modification #1

SECTION 5339: AGUADILLA URBANIZED AREA (AUA) BUS AND BUS FACILITIES FORMULA PROGRAM

| Num. | Description | Grantee | Year Entered | Annual Element | | Three Year Program | | | Total Est. Cost | Project Justification | Source of Local Funds | Remarks |
|------|--|-----------------------------|--------------|----------------|------|--------------------|---------|--------|-----------------|-------------------------------------|-----------------------|-----------------------|
| | | | | | 2019 | 2020 | 2021 | 2022 | | | | |
| 1 | Acquisition of three (3) vehicles | Aguadilla | 2021 | F | | | 270,000 | - | 270,000 | Narrative Justification Submitted | Toll Credits | |
| | | | | S | | | - | - | - | | | |
| | | | | T | | - | 270,000 | - | 270,000 | | | |
| 2 | Preventive Maintenance Cost for Public Transportation Services | Aguadilla | 2020 | F | | | 3,376 | 3,376 | 6,752 | Narrative Submitted by Municipality | Toll Credits | |
| | | | | S | - | | | | - | | | |
| | | | | T | - | | 3,376 | 3,376 | 6,752 | | | |
| 3 | Project Administration | Aguadilla | 2020 | F | | | 38,671 | 38,671 | 77,342 | Narrative Submitted by Municipality | Toll Credits | |
| | | | | S | - | | | | - | | | |
| | | | | T | - | | 38,671 | 38,671 | 77,342 | | | |
| 4 | Acquisition of two (2) buses 11-passenger buses for addition of one approved route | Añasco | 2019 | F | | | 219,003 | - | 219,003 | Narrative Submitted by Municipality | Toll Credits | Lapsing Funds FY 2018 |
| | | | | S | | - | - | - | | | | |
| | | | | T | | - | 219,003 | - | 219,003 | | | |
| | | Total Federal Funds: | | F | - | - | 531,050 | 42,047 | 573,097 | | | |
| | | Total State or Local Funds: | | S | - | - | - | - | - | | | |
| | | Total | | T | - | - | 531,050 | 42,047 | 648,490 | | | |

Urbanized Areas Under 200,000 Population (UZA)



Urbanized Areas Under 200,000 Population (UZA)



Government of Puerto Rico

Puerto Rico Department of Transportation and Public Works
Puerto Rico Highway and Transportation Authority

Statewide Transportation Improvement Program (STIP)

FEDERAL TRANSIT ADMINISTRATION (FTA)

Urbanized Area Under 200,000 in Population (UZA)

Section 5307

GOVERNMENT OF PUERTO RICO
 PUERTO RICO DEPARTMENT OF TRANSPORTATION AND PUBLIC WORKS
 PUERTO RICO HIGHWAY AND TRANSPORTATION AUTHORITY
 STATEWIDE TRANSPORTATION IMPROVEMENT PROGRAM
 FISCAL YEARS 2019 - 2022
 AMENDMENT #2
 Administrative Modification #1

SECTION: 5307 URBANIZED AREA FORMULA PROGRAM - URBANIZED AREA UNDER 200,000 POPULATION (UZA)

| Num. | Project Description and Localization | Grantee | Year Entered | Annual Element | | Three Year Program | | | | Total Est. Cost | Project Justification | Source of Local Funds | Remarks |
|------|---|-------------|--------------|----------------|---|--------------------|------|-----------|---------|-----------------|--|--|-----------------------------------|
| | | | | | | 2019 | 2020 | 2021 | 2022 | | | | |
| 1 | Employee Education/Training | Barceloneta | 2019 | F | - | - | - | - | 23,078 | 23,078 | Narrative Justification Prepared by the Municipality | Municipality requested toll credit fund sharing. | |
| | | | | S | - | - | - | - | - | - | | | |
| | | | | T | - | - | - | - | 23,078 | 23,078 | | | |
| 2 | Preventive Maintenance of Transit Vehicles | Barceloneta | 2015 | F | - | - | - | 469,361 | 793,288 | 1,262,649 | Narrative Justification Prepared by the Municipality | Municipality requested toll credit fund sharing. | |
| | | | | S | - | - | - | - | - | - | | | |
| | | | | T | - | - | - | 469,361 | 793,288 | 1,262,649 | | | |
| 3 | Operational Assistance for the Transit System | Barceloneta | 2015 | F | - | - | - | 1,335,399 | 674,343 | 2,009,742 | Narrative Justification Prepared by the Municipality | Municipality requested toll credit fund sharing. | |
| | | | | S | - | - | - | - | - | - | | | |
| | | | | T | - | - | - | 1,335,399 | 674,343 | 2,009,742 | | | |
| 4 | Acquisition of Equipment for the Municipality of Barceloneta | Barceloneta | 2018 | F | - | - | - | 255,560 | - | 255,560 | Narrative Justification Prepared by the Municipality | Municipality requested toll credit fund sharing. | Application 6388-2020-1 |
| | | | | S | - | - | - | - | - | - | | | |
| | | | | T | - | - | - | 255,560 | - | 255,560 | | | |
| 5 | Replacement of Two (2) Trolleys and One (1) Transit for the Municipality of Barceloneta | Barceloneta | 2018 | F | - | - | - | 435,000 | - | 435,000 | Narrative Justification Prepared by the Municipality | Municipality requested toll credit fund sharing. | Application 6388-2020-1 |
| | | | | S | - | - | - | - | - | - | | | |
| | | | | T | - | - | - | 435,000 | - | 435,000 | | | |
| 6 | Communication and Security for the Municipality of Barceloneta | Barceloneta | 2018 | F | - | - | - | 37,500 | - | 37,500 | Narrative Justification Prepared by the Municipality | Municipality requested toll credit fund sharing. | Application 6388-2020-1 |
| | | | | S | - | - | - | - | - | - | | | |
| | | | | T | - | - | - | 37,500 | - | 37,500 | | | |
| 7 | Transportation System's Parking Repairs | Barceloneta | 2018 | F | - | - | - | 210,000 | - | 210,000 | Narrative Justification Prepared by the Municipality | Municipality requested toll credit fund sharing. | Application 6388-2020-1 |
| | | | | S | - | - | - | - | - | - | | | |
| | | | | T | - | - | - | 210,000 | - | 210,000 | | | |
| 8 | Bus Shelters Replacement for the Municipality of Barceloneta | Barceloneta | 2018 | F | - | - | - | 180,000 | - | 180,000 | Narrative Justification Prepared by the Municipality | Municipality requested toll credit fund sharing. | Application 6388-2020-1 |
| | | | | S | - | - | - | - | - | - | | | |
| | | | | T | - | - | - | 180,000 | - | 180,000 | | | |
| 9 | Public Terminal Rehabilitation for the Municipality of Barceloneta | Barceloneta | 2018 | F | - | - | - | 170,000 | - | 170,000 | Narrative Justification Prepared by the Municipality | Municipality requested toll credit fund sharing. | Application 6388-2020-1 |
| | | | | S | - | - | - | - | - | - | | | |
| | | | | T | - | - | - | 170,000 | - | 170,000 | | | |
| 10 | Transportation System's Garage and Parking Expansion for the Municipality of Barceloneta | Barceloneta | 2018 | F | - | - | - | 620,000 | - | 620,000 | Narrative Justification Prepared by the Municipality | Municipality requested toll credit fund sharing. | Application 6388-2020-1 |
| | | | | S | - | - | - | - | - | - | | | |
| | | | | T | - | - | - | 620,000 | - | 620,000 | | | |
| 11 | Acquisition of Eight (8) Mini-Buses of twenty-four (24) passengers ADA compliance for the Municipality of Cabo Rojo | Cabo Rojo | 2021 | F | - | - | - | 1,199,976 | - | 1,199,976 | Narrative Justification Prepared by the Municipality | Municipality requested toll credit fund sharing. | |
| | | | | S | - | - | - | - | - | - | | | |
| | | | | T | - | - | - | 1,199,976 | - | 1,199,976 | | | |
| 12 | Preventive Maintenance of Trolleys and Paratransit Vehicles for the Municipality of Camuy | Camuy | 2013 | F | - | - | - | - | 117,635 | 117,635 | Narrative Justification Prepared by the Municipality | Municipality requested toll credit fund sharing. | Carryover Funds FY18, FY19 & FY20 |
| | | | | S | - | - | - | - | - | - | | | |
| | | | | T | - | - | - | - | 117,635 | 117,635 | | | |
| 13 | Operational Assistance of Trolleys and Paratransit Vehicles for the Municipality of Camuy | Camuy | 2017 | F | - | - | - | - | 600,336 | 600,336 | Narrative Justification Prepared by the Municipality | Municipality requested toll credit fund sharing. | Carryover Funds FY18, FY19 & FY20 |
| | | | | S | - | - | - | - | - | - | | | |
| | | | | T | - | - | - | - | 600,336 | 600,336 | | | |
| 14 | Acquisition of Two (2) Trolleys, twenty four (24) passenger for expansion for the Municipality of Camuy | Camuy | 2018 | F | - | - | - | 468,000 | - | 468,000 | Narrative Justification Prepared by the Municipality | Application 5487-2019-2 | Application 5487-2019-2 |
| | | | | S | - | - | - | - | - | - | | | |
| | | | | T | - | - | - | 468,000 | - | 468,000 | | | |

GOVERNMENT OF PUERTO RICO
PUERTO RICO DEPARTMENT OF TRANSPORTATION AND PUBLIC WORKS
PUERTO RICO HIGHWAY AND TRANSPORTATION AUTHORITY
STATEWIDE TRANSPORTATION IMPROVEMENT PROGRAM
FISCAL YEARS 2019 - 2022
AMENDMENT #2
Administrative Modification #1

SECTION: 5307 URBANIZED AREA FORMULA PROGRAM - URBANIZED AREA UNDER 200,000 POPULATION (UZA)

| Num. | Project Description and Localization | Grantee | Year Entered | Annual Element | Three Year Program | | | | Total Est. Cost | Project Justification | Source of Local Funds | Remarks |
|------|---|-------------|--------------|----------------|--------------------|------|-----------|-----------|-----------------|--|--|--|
| | | | | 2019 | 2020 | 2021 | 2022 | | | | | |
| 15 | Acquisition of four (4) Vans ADA compliance for the Municipality of Camuy | Camuy | 2021 | F | - | - | 323,792 | - | 323,792 | Narrative Justification Prepared by the Municipality | Municipality requested toll credit fund sharing. | |
| | | | | S | - | - | - | - | - | | | |
| | | | | T | - | - | 323,792 | - | 323,792 | | | |
| 16 | Preventive Maintenance for the transportation vehicles of the Municipality of Hatillo | Hatillo | 2017 | F | - | - | 39,245 | 43,169 | 82,414 | Narrative Justification Prepared by the Municipality | Municipality requested toll credit fund sharing. | Application 5322-2020-1 |
| | | | | S | - | - | - | - | - | | | |
| | | | | T | - | - | 39,245 | 43,169 | 82,414 | | | |
| 17 | Operational Assistance for the Transportation System | Hatillo | 2017 | F | - | - | 340,000 | 340,000 | 680,000 | Narrative Justification Prepared by the Municipality | Municipality requested toll credit fund sharing. | Application 5322-2020-1 |
| | | | | S | - | - | - | - | - | | | |
| | | | | T | - | - | 340,000 | 340,000 | 680,000 | | | |
| 18 | Support Vehicle for the Municipality of Hatillo | Hatillo | 2019 | F | - | - | 35,000 | - | 35,000 | Narrative Justification Prepared by the Municipality | Municipality requested toll credit fund sharing. | Application 5322-2020-1 |
| | | | | S | - | - | - | - | - | | | |
| | | | | T | - | - | 35,000 | - | 35,000 | | | |
| 19 | Preventive Maintenance for Terminal for the Municipality of Hatillo | Hatillo | 2019 | F | - | - | 55,000 | 112,000 | 167,000 | Narrative Justification Prepared by the Municipality | Municipality requested toll credit fund sharing. | Application 5322-2020-1 |
| | | | | S | - | - | - | - | - | | | |
| | | | | T | - | - | 55,000 | 112,000 | 167,000 | | | |
| 20 | Surveillance Cameras for two terminals for the Municipality of Hatillo | Hatillo | 2019 | F | - | - | 25,000 | - | 25,000 | Narrative Justification Prepared by the Municipality | Municipality requested toll credit fund sharing. | |
| | | | | S | - | - | - | - | - | | | |
| | | | | T | - | - | 25,000 | - | 25,000 | | | |
| 21 | Acquisition of One (1) Paratrasit Van for the Municipality of Hatillo | Hatillo | 2021 | F | - | - | 90,000 | - | 90,000 | Narrative Justification Prepared by the Municipality | Municipality requested toll credit fund sharing. | |
| | | | | S | - | - | - | - | - | | | |
| | | | | T | - | - | 90,000 | - | 90,000 | | | |
| 22 | Improvements for Two (2) Terminals for the Municipality of Hatillo | Hatillo | 2021 | F | - | - | 112,000 | - | 112,000 | Narrative Justification Prepared by the Municipality | Municipality requested toll credit fund sharing. | |
| | | | | S | - | - | - | - | - | | | |
| | | | | T | - | - | 112,000 | - | 112,000 | | | |
| 23 | Preventive Maintenance for the Vehicles of Transportation System of the Municipality of Hormigueros | Hormigueros | 2020 | F | - | - | - | 102,521 | 102,521 | Narrative Justification Prepared by the Municipality | Certification Prepared by the Municipality | |
| | | | | S | - | - | - | - | - | | | |
| | | | | T | - | - | - | 102,521 | 102,521 | | | |
| 24 | Design for the Construction of the Mayagüez Transit System | Mayagüez | 2017 | F | - | - | 3,750,000 | - | 3,750,000 | Narrative Justification Prepared by the Municipality | Municipality requested toll credit fund sharing. | Lapsing Funds FY16 Application #2011-2019-4 |
| | | | | S | - | - | - | - | - | | | |
| | | | | T | - | - | 3,750,000 | - | 3,750,000 | | | |
| 25 | Property Acquisition for the Construction of the Mayagüez Transit System | Mayagüez | 2013 | F | - | - | - | - | - | Narrative Justification Prepared by the Municipality | Municipality requested toll credit fund sharing. | Subject to Study Results. Reprogram Funds 2017 requested by the Municipality FY 23 \$3,125,000 |
| | | | | S | - | - | - | - | - | | | |
| | | | | T | - | - | - | - | - | | | |
| 26 | Preventive Maintenance for the Vehicles of Mayagüez Transit System | Mayagüez | 2020 | F | - | - | 453,409 | 461,958 | 915,367 | Narrative Justification Prepared by the Municipality | Municipality requested toll credit fund sharing. | |
| | | | | S | - | - | - | - | - | | | |
| | | | | T | - | - | 453,409 | 461,958 | 915,367 | | | |
| 27 | Operational Assistance for Mayagüez public transportation System | Mayagüez | 2017 | F | - | - | 1,641,666 | 1,681,820 | 3,323,486 | Narrative Justification Prepared by the Municipality | Municipality requested toll credit fund sharing. | Lapsing Funds FY16 |
| | | | | S | - | - | - | - | - | | | |
| | | | | T | - | - | 1,641,666 | 1,681,820 | 3,323,486 | | | |
| 28 | Drug & Alcohol Tests for the Municipality of Mayagüez Transit System | Mayagüez | 2020 | F | - | - | 3,600 | 3,600 | 7,200 | Narrative Justification Prepared by the Municipality | Municipality requested toll credit fund sharing. | |
| | | | | S | - | - | - | - | - | | | |
| | | | | T | - | - | 3,600 | 3,600 | 7,200 | | | |

GOVERNMENT OF PUERTO RICO
PUERTO RICO DEPARTMENT OF TRANSPORTATION AND PUBLIC WORKS
PUERTO RICO HIGHWAY AND TRANSPORTATION AUTHORITY
STATEWIDE TRANSPORTATION IMPROVEMENT PROGRAM
FISCAL YEARS 2019 - 2022
AMENDMENT #2
Administrative Modification #1

SECTION: 5307 URBANIZED AREA FORMULA PROGRAM - URBANIZED AREA UNDER 200,000 POPULATION (UZA)

| Num. | Project Description and Localization | Grantee | Year Entered | Annual Element | Three Year Program | | | | Total Est. Cost | Project Justification | Source of Local Funds | Remarks |
|------|--|----------|--------------|----------------|--------------------|------|-----------|-----------|-----------------|--|--|---|
| | | | | 2019 | 2020 | 2021 | 2022 | | | | | |
| 29 | Insurance coverage for the Transportation System Fleet and Public Terminal Structure for Mayagüez Transit System | Mayagüez | 2020 | F | - | - | 5,122 | 5,122 | 10,244 | Narrative Justification Prepared by the Municipality | Municipality requested toll credit fund sharing. | |
| | | | | S | - | - | - | - | - | | | |
| | | | | T | - | - | 5,122 | 5,122 | 10,244 | | | |
| 30 | A & E Cycle Route: Coastal Cycle Route & Mayaguez Urban Centre for Mayagüez Transit System | Mayagüez | 2020 | F | - | - | 520,690 | - | 520,690 | Narrative Justification Prepared by the Municipality | Municipality requested toll credit fund sharing. | |
| | | | | S | - | - | - | - | - | | | |
| | | | | T | - | - | 520,690 | - | 520,690 | | | |
| 31 | Construction Cycle Route: Coastal Cycle Route & Mayaguez Urban Centre for Mayagüez Transit System | Mayagüez | 2020 | F | - | - | - | - | - | Narrative Justification Prepared by the Municipality | Municipality requested toll credit fund sharing. | FY 23 \$4,100,000 |
| | | | | S | - | - | - | - | - | | | |
| | | | | T | - | - | - | - | - | | | |
| 32 | Design and Rehabilitation-Administrative Office of Carlos Garay Public Terminal for the Municipality of Ponce | Ponce | 2015 | F | - | - | 229,306 | - | 229,306 | Narrative Justification Prepared by the Municipality | Municipality requested toll credit fund sharing. | Carryover FY2017 & FY18: Application 3049-2017-002 |
| | | | | S | - | - | - | - | - | | | |
| | | | | T | - | - | 229,306 | - | 229,306 | | | |
| 33 | Operational Assistance for the Trasportation System for the Municipality of Ponce | Ponce | 2016 | F | - | - | - | 2,898,709 | 2,898,709 | Narrative Justification Prepared by the Municipality | Municipality requested toll credit fund sharing. | |
| | | | | S | - | - | - | - | - | | | |
| | | | | T | - | - | - | 2,898,709 | 2,898,709 | | | |
| 34 | Preventive Maintenance for the Municipality of Ponce Transportation System | Ponce | 2020 | F | - | - | - | 623,153 | 623,153 | Narrative Justification Prepared by the Municipality | Municipality requested toll credit fund sharing. | |
| | | | | S | - | - | - | - | - | | | |
| | | | | T | - | - | - | 623,153 | 623,153 | | | |
| 35 | Employee Education/Training for the Municipality of Ponce | Ponce | 2017 | F | - | - | 30,000 | - | 30,000 | Narrative Justification Prepared by the Municipality | Certification Prepared by the Municipality | Application 3049-2021-1 |
| | | | | S | - | - | - | - | - | | | |
| | | | | T | - | - | 30,000 | - | 30,000 | | | |
| 36 | Drugs and Alcohol Tests for the Municipality of Ponce | Ponce | 2017 | F | - | - | 8,646 | 8,646 | 17,292 | Narrative Justification Prepared by the Municipality | Certification Prepared by the Municipality | Application 3049-2021-1 |
| | | | | S | - | - | - | - | - | | | |
| | | | | T | - | - | 8,646 | 8,646 | 17,292 | | | |
| 37 | Rehab/Renov Dora Colón Clavell Terminal for the Municipality of Ponce | Ponce | 2017 | F | - | - | 932,000 | - | 932,000 | Narrative Justification Prepared by the Municipality | Certification Prepared by the Municipality | Carryover Funds FY17. Application 3049-2017-2 Rehabilitation of Terminals |
| | | | | S | - | - | - | - | - | | | |
| | | | | T | - | - | 932,000 | - | 932,000 | | | |
| 38 | Construction of Bus Shelters for SITRAS New Route | Ponce | 2017 | F | - | - | 1,732,000 | - | 1,732,000 | Narrative Justification Prepared by the Municipality | Certification Prepared by the Municipality | Carryover Funds FY17. Application 3049-2017-2 Rehabilitation of Terminals |
| | | | | S | - | - | - | - | - | | | |
| | | | | T | - | - | 1,732,000 | - | 1,732,000 | | | |
| 39 | Preventive Maintenance for SITRAS's Facilities for the Municipality of Ponce | Ponce | 2019 | F | - | - | 40,000 | - | 40,000 | Narrative Justification Prepared by the Municipality | Municipality requested toll credit fund sharing. | Carryover 40,000 FY19 |
| | | | | S | - | - | - | - | - | | | |
| | | | | T | - | - | 40,000 | - | 40,000 | | | |
| 40 | Additional Funds for Acquisition of Tow Truck Support Vehicle for SITRAS vehicles for the Municipality of Ponce | Ponce | 2020 | F | - | - | 60,000 | - | 60,000 | Narrative Justification Prepared by the Municipality | Municipality requested toll credit fund sharing. | Application 3049-2021-1 |
| | | | | S | - | - | - | - | - | | | |
| | | | | T | - | - | 60,000 | - | 60,000 | | | |
| 41 | Acquisition of Two(2) off-road vehicles to support surveillance, security and vehicle flow in the two(2) terminals for the Municipality of Ponce | Ponce | 2020 | F | - | - | 24,000 | - | 24,000 | Narrative Justification Prepared by the Municipality | Municipality requested toll credit fund sharing. | Application 3049-2021-1 |
| | | | | S | - | - | - | - | - | | | |
| | | | | T | - | - | 24,000 | - | 24,000 | | | |
| 42 | Rehabilitation ADA Ramps and Sidewalks around of the passenger shelters on the Trolley for the Municipality of Ponce | Ponce | 2018 | F | - | - | 350,000 | - | 350,000 | Narrative Justification Prepared by the Municipality | Municipality requested toll credit fund sharing. | Carryover funds FY 2018. Application 3049-2017-002 |
| | | | | S | - | - | - | - | - | | | |
| | | | | T | - | - | 350,000 | - | 350,000 | | | |

GOVERNMENT OF PUERTO RICO
PUERTO RICO DEPARTMENT OF TRANSPORTATION AND PUBLIC WORKS
PUERTO RICO HIGHWAY AND TRANSPORTATION AUTHORITY
STATEWIDE TRANSPORTATION IMPROVEMENT PROGRAM
FISCAL YEARS 2019 - 2022
AMENDMENT #2
Administrative Modification #1

SECTION: 5307 URBANIZED AREA FORMULA PROGRAM - URBANIZED AREA UNDER 200,000 POPULATION (UZA)

| Num. | Project Description and Localization | Grantee | Year Entered | Annual Element | Three Year Program | | | | Total Est. Cost | Project Justification | Source of Local Funds | Remarks |
|------|--|---------|--------------|----------------|--------------------|------|---------|-----------|-----------------|--|--|---|
| | | | | 2019 | 2020 | 2021 | 2022 | | | | | |
| 43 | Study, Design, Engineering & Construction of Parking Lot for SITRAS (phase 1, 2) for the Municipality of Ponce | Ponce | 2020 | F | - | | 536,053 | - | 536,053 | Narrative Justification Prepared by the Municipality | Municipality requested toll credit fund sharing. | Reprogram of Design and NEPA of Maintenance Facility and Yard. |
| | | | | S | - | - | - | - | | | | |
| | | | | T | - | - | 536,053 | - | 536,053 | | | |
| 44 | Construction of Parking Lot for SITRAS (phase 3) for the Municipality of Ponce | Ponce | 2020 | F | - | - | - | - | - | Narrative Justification Prepared by the Municipality | Municipality requested toll credit fund sharing. | Reprogrammed for FY23 \$3,000,000 |
| | | | | S | - | - | - | - | | | | |
| | | | | T | - | - | - | - | | | | |
| 45 | Additional Funds for Preventive Maintenance for SITRAS's Facilities for the Municipality of Ponce | Ponce | 2021 | F | - | - | 80,000 | 80,000 | 160,000 | Narrative Justification Prepared by the Municipality | Municipality requested toll credit fund sharing. | |
| | | | | S | - | - | - | - | | | | |
| | | | | T | - | - | 80,000 | 80,000 | 160,000 | | | |
| 46 | Additional Funds for Preventive Maintenance for SITRAS's Fleet for the Municipality of Ponce | Ponce | 2021 | F | - | - | - | 376,847 | 376,847 | Narrative Justification Prepared by the Municipality | Municipality requested toll credit fund sharing. | |
| | | | | S | - | - | - | - | | | | |
| | | | | T | - | - | - | 376,847 | 376,847 | | | |
| 47 | GPS System Monthly Payment for the Municipality of Ponce | Ponce | 2021 | F | - | - | 9,072 | 9,072 | 18,144 | Narrative Justification Prepared by the Municipality | Municipality requested toll credit fund sharing. | |
| | | | | S | - | - | - | - | | | | |
| | | | | T | - | - | 9,072 | 9,072 | 18,144 | | | |
| 48 | Acquisition & Instalation Surveillance Cameras for the Municipality of Ponce | Ponce | 2021 | F | - | - | 139,950 | - | 139,950 | Narrative Justification Prepared by the Municipality | Municipality requested toll credit fund sharing. | |
| | | | | S | - | - | - | - | | | | |
| | | | | T | - | - | 139,950 | - | 139,950 | | | |
| 49 | Additional funds for Acquisition of four(4) Buses for the Municipality of Ponce | Ponce | 2021 | F | - | - | 981,308 | - | 981,308 | Narrative Justification Prepared by the Municipality | Municipality requested toll credit fund sharing. | |
| | | | | S | - | - | - | - | | | | |
| | | | | T | - | - | 981,308 | - | 981,308 | | | |
| 50 | A/E of Eight (8) Bus Shelters in Compliance with ADA for the Municipality of Arroyo | PRHTA | 2020 | F | - | - | 11,637 | - | 11,637 | Narrative Justification Prepared by the Municipality | Municipality requested toll credit fund sharing. | 5489-2020-45 Transportation Study under evaluation |
| | | | | S | - | - | - | - | | | | |
| | | | | T | - | - | 11,637 | - | 11,637 | | | |
| 51 | Construction of Eight (8) Bus Shelters in Compliance with ADA for the Municipality of Arroyo | PRHTA | 2018 | F | - | - | - | 116,372 | 116,372 | Narrative Justification Prepared by the Municipality | Municipality requested toll credit fund sharing. | Carryover FY 2018. Transportation Study under evaluation |
| | | | | S | - | - | - | - | | | | |
| | | | | T | - | - | - | 116,372 | 116,372 | | | |
| 52 | Design and Engineering of Public Terminal of Parking Facilities to improve the Transportation System and to Expand Service in Compliance with ADA for the Municipality of Arroyo | PRHTA | 2020 | F | - | - | 150,000 | - | 150,000 | Narrative Justification Prepared by the Municipality | Municipality requested toll credit fund sharing. | 5489-2020-45 Transportation Study under evaluation |
| | | | | S | - | - | - | - | | | | |
| | | | | T | - | - | 150,000 | - | 150,000 | | | |
| 53 | Construction of Public Terminal of Parking Facilities to improve the Transportation System and to Expand Service in Compliance with ADA for the Municipality of Arroyo | PRHTA | 2018 | F | - | - | - | 1,500,000 | 1,500,000 | Narrative Justification Prepared by the Municipality | Municipality requested toll credit fund sharing. | Carryover FY18 Transportation Study Under Evaluation |
| | | | | S | - | - | - | - | | | | |
| | | | | T | - | - | - | 1,500,000 | 1,500,000 | | | |
| 54 | A/E Construction of Pedestrian Cycling Route for the Municipality of Arroyo | PRHTA | 2018 | F | - | - | 100,000 | - | 100,000 | Narrative Justification Prepared by the Municipality | Municipality requested toll credit fund sharing. | Carryover FY18 Transportation Study under evaluation |
| | | | | S | - | - | - | - | | | | |
| | | | | T | - | - | 100,000 | - | 100,000 | | | |
| 55 | Construction of Pedestrian Cycling Route for the Municipality of Arroyo | PRHTA | 2018 | F | - | - | - | 840,000 | 840,000 | Narrative Justification Prepared by the Municipality | Municipality requested toll credit fund sharing. | Carryover funds FY17 & FY18 Transportation Study under evaluation |
| | | | | S | - | - | - | - | | | | |
| | | | | T | - | - | - | 840,000 | 840,000 | | | |

GOVERNMENT OF PUERTO RICO
PUERTO RICO DEPARTMENT OF TRANSPORTATION AND PUBLIC WORKS
PUERTO RICO HIGHWAY AND TRANSPORTATION AUTHORITY
STATEWIDE TRANSPORTATION IMPROVEMENT PROGRAM
FISCAL YEARS 2019 - 2022
AMENDMENT #2
Administrative Modification #1

SECTION: 5307 URBANIZED AREA FORMULA PROGRAM - URBANIZED AREA UNDER 200,000 POPULATION (UZA)

| Num. | Project Description and Localization | Grantee | Year Entered | Annual Element | Three Year Program | | | | Total Est. Cost | Project Justification | Source of Local Funds | Remarks |
|------|---|---------|--------------|----------------|--------------------|------|---------|---------|-----------------|--|--|---|
| | | | | 2019 | 2020 | 2021 | 2022 | | | | | |
| 56 | Operating Assistance for Six (6) Drivers, One (1) Mechanic and One (1) Mechanic Assistant for the Municipality of Arroyo | PRHTA | 2018 | F | - | - | 100,000 | - | 100,000 | Narrative Justification Prepared by the Municipality | Municipality requested toll credit fund sharing. | 5489-2020-45 Transportation Study under evaluation |
| | | | | S | - | - | - | - | | | | |
| | | | | T | - | - | 100,000 | - | 100,000 | | | |
| 57 | A/E of an Intermodal Railway Transportation System for the Municipality of Arroyo | PRHTA | 2020 | F | - | - | - | - | - | Narrative Justification Prepared by the Municipality | Municipality requested toll credit fund sharing. | Transportation Study under evaluation FY 23 \$200,000 |
| | | | | S | - | - | - | - | - | | | |
| | | | | T | - | - | - | - | - | | | |
| 58 | Construction of an Intermodal Railway Transportation System for the Municipality of Arroyo | PRHTA | 2018 | F | - | - | - | - | - | Narrative Justification Prepared by the Municipality | Municipality requested toll credit fund sharing. | Transportation Study under evaluation FY 24 \$2,150,000 |
| | | | | S | - | - | - | - | - | | | |
| | | | | T | - | - | - | - | - | | | |
| 59 | Paratransit and trolley operating costs for the Municipality of Ceiba | PRHTA | 2015 | F | - | - | 125,278 | - | 125,278 | Narrative Justification Prepared by the Municipality | Certification Prepared by the Municipality | 5489-2020-45 |
| | | | | S | - | - | - | - | - | | | |
| | | | | T | - | - | 125,278 | - | 125,278 | | | |
| 60 | Preventive maintenance cost for transit vehicles for the Municipality of Ceiba | PRHTA | 2017 | F | - | - | 5,666 | - | 5,666 | Narrative Justification Prepared by the Municipality | Certification Prepared by the Municipality | 5489-2020-45 |
| | | | | S | - | - | - | - | - | | | |
| | | | | T | - | - | 5,666 | - | 5,666 | | | |
| 61 | Preventive Maintenance for Two (2) Trolleys, One (1) Paratransit and Two (2) Mini-Bus Vehicle for the Municipality of Fajardo | PRHTA | 2013 | F | - | - | 64,496 | 26,186 | 90,682 | Narrative Justification Prepared by the Municipality | Municipality requested toll credit fund sharing. | 5489-2020-45 |
| | | | | S | - | - | - | - | - | | | |
| | | | | T | - | - | 64,496 | 26,186 | 90,682 | | | |
| 62 | Operational Assistance for Public Transit System for the Municipality of Fajardo | PRHTA | 2013 | F | - | - | 529,120 | 268,536 | 797,656 | Narrative Justification Prepared by the Municipality | Municipality requested toll credit fund sharing. | 5489-2020-45 |
| | | | | S | - | - | - | - | - | | | |
| | | | | T | - | - | 529,120 | 268,536 | 797,656 | | | |
| 63 | Terminal Improvements for the Municipality of Florida | PRHTA | 2019 | F | - | - | 14,320 | - | 14,320 | Narrative Justification Prepared by the Municipality | Municipality requested toll credit fund sharing. | FY19 Application 5489-2019-9 |
| | | | | S | - | - | - | - | - | | | |
| | | | | T | - | - | 14,320 | - | 14,320 | | | |
| 64 | Construction Bus Shelters for the Municipality of Florida | PRHTA | 2019 | F | - | - | 284,760 | - | 284,760 | Narrative Justification Prepared by the Municipality | Municipality requested toll credit fund sharing. | FY19 Application 5489-2019-9 |
| | | | | S | - | - | - | - | - | | | |
| | | | | T | - | - | 284,760 | - | 284,760 | | | |
| 65 | Improvement to Sidewalks, Ramps and Pedestrian crossing in urban/rural areas in Compliance with ADA requirements for the Municipality of Guayanilla | PRHTA | 2018 | F | - | - | 500,000 | - | 500,000 | Narrative Justification Prepared by the Municipality | Municipality requested toll credit fund sharing. | Carryover funds FY2018. Conditioned to submittal of Transportation Study. |
| | | | | S | - | - | - | - | - | | | |
| | | | | T | - | - | 500,000 | - | 500,000 | | | |
| 66 | Operating Assistance for the Municipality of Guayanilla | PRHTA | 2020 | F | - | - | 64,800 | - | 64,800 | Narrative Justification Prepared by the Municipality | Municipality requested toll credit fund sharing. | 5489-2020-45 |
| | | | | S | - | - | - | - | - | | | |
| | | | | T | - | - | 64,800 | - | 64,800 | | | |
| 67 | Construction of fifteen (15) Bus Shelters in Compliance with ADA requirements for the Municipality of Guayanilla | PRHTA | 2018 | F | - | - | 200,000 | - | 200,000 | Narrative Justification Prepared by the Municipality | Municipality requested toll credit fund sharing. | Carryover funds FY2018. Conditioned to submittal of Transportation Study. |
| | | | | S | - | - | - | - | - | | | |
| | | | | T | - | - | 200,000 | - | 200,000 | | | |
| 68 | Design and Engineering Construction of Fifteen (15) Bus Shelters in Compliance with ADA requirements for the Municipality of Guayanilla | PRHTA | 2018 | F | - | - | 55,000 | - | 55,000 | Narrative Justification Prepared by the Municipality | Municipality requested toll credit fund sharing. | Carryover funds FY2018. Conditioned to submittal of Transportation Study. |
| | | | | S | - | - | - | - | - | | | |
| | | | | T | - | - | 55,000 | - | 55,000 | | | |
| 69 | Design and Engineering cost for the improvement to Sidewalks, Ramps and Pedestrian crossing in urban/rural areas in Compliance with ADA requirements for the Municipality of Guayanilla | PRHTA | 2018 | F | - | - | 55,000 | - | 55,000 | Narrative Justification Prepared by the Municipality | Municipality requested toll credit fund sharing. | Carryover funds FY2018. Conditioned to submittal of Transportation Study. |
| | | | | S | - | - | - | - | - | | | |
| | | | | T | - | - | 55,000 | - | 55,000 | | | |
| 70 | Reconstruction of Sidewalks and Ramps along the Trolley Route of the Transportation System for the Municipality of Guayanilla | PRHTA | 2020 | F | - | - | - | 600,000 | 600,000 | Narrative Justification Prepared by the Municipality | Municipality requested toll credit fund sharing. | Conditioned to submittal of Transportation Study. |
| | | | | S | - | - | - | - | - | | | |
| | | | | T | - | - | - | 600,000 | 600,000 | | | |

GOVERNMENT OF PUERTO RICO
PUERTO RICO DEPARTMENT OF TRANSPORTATION AND PUBLIC WORKS
PUERTO RICO HIGHWAY AND TRANSPORTATION AUTHORITY
STATEWIDE TRANSPORTATION IMPROVEMENT PROGRAM
FISCAL YEARS 2019 - 2022
AMENDMENT #2
Administrative Modification #1

SECTION: 5307 URBANIZED AREA FORMULA PROGRAM - URBANIZED AREA UNDER 200,000 POPULATION (UZA)

| Num. | Project Description and Localization | Grantee | Year Entered | Annual Element | | Three Year Program | | | | Total Est. Cost | Project Justification | Source of Local Funds | Remarks |
|------|--|---------|--------------|----------------|---|--------------------|-----------|-----------|-----------|-----------------|--|--|--|
| | | | | | | 2019 | 2020 | 2021 | 2022 | | | | |
| 71 | Acquisition of three (3) 30 feet low rider buses-31 passengers for the replacement of One (1) trolley and Two (2) buses of the Transportation System for the Municipality of Guayanilla | PRHTA | 2020 | F | - | - | - | - | 1,200,000 | 1,200,000 | Narrative Justification Prepared by the Municipality | Municipality requested toll credit fund sharing. | Conditioned to submittal of Transportation Study. |
| | | | | S | - | - | - | - | - | - | | | |
| | | | | T | - | - | - | - | 1,200,000 | 1,200,000 | | | |
| 72 | Acquisition of three (3) 32 feet Minibuses - 24 passengers for the expansion of the Transportation System for the Municipality of Guayanilla Transportation System | PRHTA | 2020 | F | - | - | - | - | 600,000 | 600,000 | Narrative Justification Prepared by the Municipality | Municipality requested toll credit fund sharing. | Conditioned to submittal of Transportation Study. |
| | | | | S | - | - | - | - | - | - | | | |
| | | | | T | - | - | - | - | 600,000 | 600,000 | | | |
| 73 | Rehabilitation of the Terminal & Administrative Office of the Municipality of Guayanilla Transportation System | PRHTA | 2020 | F | - | - | - | - | - | - | Narrative Justification Prepared by the Municipality | Municipality requested toll credit fund sharing. | Conditioned to submittal of Transportation Study. FY23 \$2,704,572 |
| | | | | S | - | - | - | - | - | - | | | |
| | | | | T | - | - | - | - | - | - | | | |
| 74 | Design & Construction of Transportation Buses Maintenance & Garage Center for the Municipality of Guayanilla | PRHTA | 2021 | F | - | - | - | - | - | - | Narrative Justification Prepared by the Municipality | Municipality requested toll credit fund sharing. | Conditioned to submittal of Transportation Study and divide the project by phases FY23 \$2,000,000 |
| | | | | S | - | - | - | - | - | - | | | |
| | | | | T | - | - | - | - | - | - | | | |
| 75 | Design, Properties Acquisition & Construction of four (4) Mini-stations for the Municipality of Guayanilla | PRHTA | 2021 | F | - | - | - | - | - | - | Narrative Justification Prepared by the Municipality | Municipality requested toll credit fund sharing. | Conditioned to submittal of Transportation Study and divide the project by phases FY23 \$1,000,000 |
| | | | | S | - | - | - | - | - | - | | | |
| | | | | T | - | - | - | - | - | - | | | |
| 76 | Design and Construction of Associated Transit Improvements-Improvements to sidewalks and streets along shelters and stops in Compliance with ADA requirements for the Municipality of Lajas | PRHTA | 2018 | F | - | - | 252,500 | - | - | 252,500 | Narrative Justification Prepared by the Municipality | Municipality requested toll credit fund sharing. | FY 2019 Application 5489-2019-9 |
| | | | | S | - | - | - | - | - | - | | | |
| | | | | T | - | - | 252,500 | - | - | 252,500 | | | |
| 77 | Design & Construction of Eight(8) Bus Shelter and signage for Two (2) New Routes for the Municipality of Lajas | PRHTA | 2018 | F | - | - | 240,000 | - | - | 240,000 | Narrative Justification Prepared by the Municipality | Municipality requested toll credit fund sharing. | FY 2019 Application 5489-2019-9 Additional Funds \$48,000. |
| | | | | S | - | - | - | - | - | - | | | |
| | | | | T | - | - | 240,000 | - | - | 240,000 | | | |
| 78 | Operating Assistance for Paratransit Service for the Municipality of Lajas | PRHTA | 2020 | F | - | - | 60,600 | - | - | 60,600 | Narrative Justification Prepared by the Municipality | Municipality requested toll credit fund sharing. | |
| | | | | S | - | - | - | - | - | - | | | |
| | | | | T | - | - | 60,600 | - | - | 60,600 | | | |
| 79 | Design & Construction Bicycle Access to support Lajas Transportation System at La Parguera for the Municipality of Lajas | PRHTA | 2019 | F | - | - | 594,049 | - | - | 594,049 | Narrative Justification Prepared by the Municipality | Municipality requested toll credit fund sharing. | Application 5489-2019-9 |
| | | | | S | - | - | - | - | - | - | | | |
| | | | | T | - | - | 594,049 | - | - | 594,049 | | | |
| 80 | Design and Construction sidewalks and streets along shelters and stops (additional funds) for the Municipality of Lajas | PRHTA | 2019 | F | - | - | 48,000 | - | - | 48,000 | Narrative Justification Prepared by the Municipality | Municipality requested toll credit fund sharing. | Application 5489-2019-9 |
| | | | | S | - | - | - | - | - | - | | | |
| | | | | T | - | - | 48,000 | - | - | 48,000 | | | |
| 81 | Engineering & Design of existing Public Terminal of the Municipality of Lajas | PRHTA | 2019 | F | - | - | 176,796 | - | - | 176,796 | Narrative Justification Prepared by the Municipality | Municipality requested toll credit fund sharing. | |
| | | | | S | - | - | - | - | - | - | | | |
| | | | | T | - | - | 176,796 | - | - | 176,796 | | | |
| 82 | Design and Remodeling of existing Public Terminal of the Municipality of Lajas | PRHTA | 2020 | F | - | - | - | 1,145,599 | - | 1,145,599 | Narrative Justification Prepared by the Municipality | Municipality requested toll credit fund sharing. | Carryover Funds FY 20 |
| | | | | S | - | - | - | - | - | - | | | |
| | | | | T | - | - | - | 1,145,599 | - | 1,145,599 | | | |
| 83 | Design and Construction of associated transit improvements Improvements to Sidewalks and Streets along Shelters and Stops in Compliance with ADA requirements for the Municipality of Luquillo | PRHTA | 2018 | F | - | - | 225,000 | - | - | 225,000 | Narrative Justification Prepared by the Municipality | Municipality requested toll credit fund sharing. | FY19: 5489-2019-9 |
| | | | | S | - | - | - | - | - | - | | | |
| | | | | T | - | - | 225,000 | - | - | 225,000 | | | |
| 84 | Design and Construction of Four (4) Shelters and Signage for New Bus Route for the Municipality of Luquillo | PRHTA | 2018 | F | - | - | 60,000 | - | - | 60,000 | Narrative Justification Prepared by the Municipality | Municipality requested toll credit fund sharing. | FY19: 5489-2019-9 |
| | | | | S | - | - | - | - | - | - | | | |
| | | | | T | - | - | 60,000 | - | - | 60,000 | | | |
| 85 | Design of Public Terminal for the Municipality of Luquillo | PRHTA | 2020 | F | - | - | 1,057,916 | - | - | 1,057,916 | Narrative Justification Prepared by the Municipality | Municipality requested toll credit fund sharing. | |
| | | | | S | - | - | - | - | - | - | | | |
| | | | | T | - | - | 1,057,916 | - | - | 1,057,916 | | | |

GOVERNMENT OF PUERTO RICO
 PUERTO RICO DEPARTMENT OF TRANSPORTATION AND PUBLIC WORKS
 PUERTO RICO HIGHWAY AND TRANSPORTATION AUTHORITY
 STATEWIDE TRANSPORTATION IMPROVEMENT PROGRAM
 FISCAL YEARS 2019 - 2022
 AMENDMENT #2
 Administrative Modification #1

SECTION: 5307 URBANIZED AREA FORMULA PROGRAM - URBANIZED AREA UNDER 200,000 POPULATION (UZA)

| Num. | Project Description and Localization | Grantee | Year Entered | Annual Element | | | | Total Est. Cost | Project Justification | Source of Local Funds | Remarks |
|------|--|---------|--------------|----------------|------|---------|---------|-----------------|--|--|--|
| | | | | 2019 | 2020 | 2021 | 2022 | | | | |
| 86 | Removal and Replacement of Existing Transportation Buses Garage, Center Roof, Wall and Floor for the Municipality of Luquillo | PRHTA | 2021 | F | - | - | - | - | Narrative Justification Prepared by the Municipality | Certification Prepared by the Municipality | Conditioned to Transportation Study and NEPA FY 23 \$1,541,124 |
| | | | | S | - | - | - | - | | | |
| | | | | T | - | - | - | - | | | |
| 87 | Design and NEPA for the Construction of the Maintenance and washing center for the Transportation fleet for the Municipality of Luquillo | PRHTA | 2021 | F | - | - | 390,000 | 390,000 | Narrative Justification Prepared by the Municipality | Certification Prepared by the Municipality | Conditioned to Transportation Study and NEPA |
| | | | | S | - | - | - | - | | | |
| | | | | T | - | - | 390,000 | 390,000 | | | |
| 88 | Reconstruction of sidewalks and ramps along the Trolley route for the Municipality of Luquillo | PRHTA | 2021 | F | - | - | 600,000 | 600,000 | Narrative Justification Prepared by the Municipality | Certification Prepared by the Municipality | Conditioned to Transportation Study and NEPA |
| | | | | S | - | - | - | - | | | |
| | | | | T | - | - | 600,000 | 600,000 | | | |
| 89 | Properties acquisition for the Construction of three (3) Stop areas in the Trolley Route for the Municipality of Luquillo | PRHTA | 2021 | F | - | 295,000 | - | 295,000 | Narrative Justification Prepared by the Municipality | Certification Prepared by the Municipality | Conditioned to Transportation Study and NEPA |
| | | | | S | - | - | - | - | | | |
| | | | | T | - | 295,000 | - | 295,000 | | | |
| 90 | Acquisition & Instalation of (20) Shelters along the Trolley Route for the Municipality of Luquillo | PRHTA | 2021 | F | - | 320,000 | - | 320,000 | Narrative Justification Prepared by the Municipality | Certification Prepared by the Municipality | Conditioned to Transportation Study |
| | | | | S | - | - | - | - | | | |
| | | | | T | - | 320,000 | - | 320,000 | | | |
| 91 | Operating Assistance for Transportation System of the Municipality of Luquillo | PRHTA | 2021 | F | - | 101,000 | - | 101,000 | Narrative Justification Prepared by the Municipality | Certification Prepared by the Municipality | Conditioned to Transportation Study |
| | | | | S | - | - | - | - | | | |
| | | | | T | - | 101,000 | - | 101,000 | | | |
| 92 | Streets Sign and Stops Sign Identifying the Trolleys Stops for the Municipality of Naguabo | PRHTA | 2015 | F | - | 150,000 | - | 150,000 | Narrative Justification Prepared by the Municipality | Certification Prepared by the Municipality | Application 5489-2019-9 |
| | | | | S | - | - | - | - | | | |
| | | | | T | - | 150,000 | - | 150,000 | | | |
| 93 | Engineering, Design and Environmental of the Maintenance Garage for the Municipality of Naguabo | PRHTA | 2018 | F | - | 276,250 | - | 276,250 | Narrative Justification Prepared by the Municipality | Municipality requested toll credit fund sharing. | Application 5489-2019-9 |
| | | | | S | - | - | - | - | | | |
| | | | | T | - | 276,250 | - | 276,250 | | | |
| 94 | Improvement of Maintenance Garage for the Municipality of Naguabo | PRHTA | 2018 | F | - | 502,500 | 255,025 | 757,525 | Narrative Justification Prepared by the Municipality | Municipality requested toll credit fund sharing. | Application 5489-2019-9 |
| | | | | S | - | - | - | - | | | |
| | | | | T | - | 502,500 | 255,025 | 757,525 | | | |
| 95 | Acquisition, Maintenance and Administration of Surveillance Cámaras, Radio Communication System, GPS for the Municipality of Naguabo | PRHTA | 2019 | F | - | 68,315 | - | 68,315 | Narrative Justification Prepared by the Municipality | Municipality requested toll credit fund sharing. | Application 5489-2019-9 |
| | | | | S | - | - | - | - | | | |
| | | | | T | - | 68,315 | - | 68,315 | | | |
| 96 | Preventive Maintenance for Transit Feet for the Municipality of Naguabo | PRHTA | 2020 | F | - | 25,000 | - | 25,000 | Narrative Justification Prepared by the Municipality | Municipality requested toll credit fund sharing. | Application 5489-2019-9 |
| | | | | S | - | - | - | - | | | |
| | | | | T | - | 25,000 | - | 25,000 | | | |
| 97 | Preventive Maintenance for Terminal for the Municipality of Naguabo | PRHTA | 2019 | F | - | 130,000 | - | 130,000 | Narrative Justification Prepared by the Municipality | Municipality requested toll credit fund sharing. | Application 5489-2019-9 |
| | | | | S | - | - | - | - | | | |
| | | | | T | - | 130,000 | - | 130,000 | | | |
| 98 | Drug & Alcohol Test for the Municipality of Naguabo | PRHTA | 2020 | F | - | 6,250 | - | 6,250 | Narrative Justification Prepared by the Municipality | Municipality requested toll credit fund sharing. | |
| | | | | S | - | - | - | - | | | |
| | | | | T | - | 6,250 | - | 6,250 | | | |
| 99 | Operating Assistance for ADA Paratransit Service for the Municipality of Naguabo | PRHTA | 2020 | F | - | 75,000 | - | 75,000 | Narrative Justification Prepared by the Municipality | Municipality requested toll credit fund sharing. | |
| | | | | S | - | - | - | - | | | |
| | | | | T | - | 75,000 | - | 75,000 | | | |
| 100 | Purchase of Two (2) Buses-16 passengers for fixed route for the Municipality of Naguabo | PRHTA | 2021 | F | - | 190,000 | - | 190,000 | Narrative Justification Prepared by the Municipality | Municipality requested toll credit fund sharing. | |
| | | | | S | - | - | - | - | | | |
| | | | | T | - | 190,000 | - | 190,000 | | | |

GOVERNMENT OF PUERTO RICO
 PUERTO RICO DEPARTMENT OF TRANSPORTATION AND PUBLIC WORKS
 PUERTO RICO HIGHWAY AND TRANSPORTATION AUTHORITY
 STATEWIDE TRANSPORTATION IMPROVEMENT PROGRAM
 FISCAL YEARS 2019 - 2022
 AMENDMENT #2
 Administrative Modification #1

SECTION: 5307 URBANIZED AREA FORMULA PROGRAM - URBANIZED AREA UNDER 200,000 POPULATION (UZA)

| Num. | Project Description and Localization | Grantee | Year Entered | Annual Element | Three Year Program | | | Total Est. Cost | Project Justification | Source of Local Funds | Remarks |
|------|---|---------|--------------|----------------|--------------------|---------|---------|-----------------|--|--|---------|
| | | | | 2019 | 2020 | 2021 | 2022 | | | | |
| 101 | Purchase of Two (2) Paratransit Vans-11 passengers to meet ADA Regulations for the Municipality of Naguabo | PRHTA | 2021 | F | - | 180,000 | - | 180,000 | Narrative Justification Prepared by the Municipality | Municipality requested toll credit fund sharing. | |
| | | | | S | - | - | - | - | | | |
| | | | | T | - | 180,000 | - | 180,000 | | | |
| 102 | Communications, Security and Tracking Devices for the Municipality of Naguabo | PRHTA | 2021 | F | - | 30,000 | - | 30,000 | Narrative Justification Prepared by the Municipality | Municipality requested toll credit fund sharing. | |
| | | | | S | - | - | - | - | | | |
| | | | | T | - | 30,000 | - | 30,000 | | | |
| 103 | Operating Assistance for ADA Paratransit Program for the Municipality of Naguabo | PRHTA | 2021 | F | - | 200,000 | - | 200,000 | Narrative Justification Prepared by the Municipality | Municipality requested toll credit fund sharing. | |
| | | | | S | - | - | - | - | | | |
| | | | | T | - | 200,000 | - | 200,000 | | | |
| 104 | Drug & Alcohol Test for the Municipality of Naguabo | PRHTA | 2021 | F | - | 2,000 | - | 2,000 | Narrative Justification Prepared by the Municipality | Municipality requested toll credit fund sharing. | |
| | | | | S | - | - | - | - | | | |
| | | | | T | - | 2,000 | - | 2,000 | | | |
| 105 | Preventive Maintenance Cost for Transit Fleet for the Municipality of Naguabo | PRHTA | 2021 | F | - | - | 40,000 | 40,000 | Narrative Justification Prepared by the Municipality | Municipality requested toll credit fund sharing. | |
| | | | | S | - | - | - | - | | | |
| | | | | T | - | - | 40,000 | 40,000 | | | |
| 106 | Operating Assistance for the Municipality of Peñuelas | PRHTA | 2018 | F | - | 200,000 | - | 200,000 | Narrative Justification Prepared by the Municipality | Municipality requested toll credit fund sharing. | |
| | | | | S | - | - | - | - | | | |
| | | | | T | - | 200,000 | - | 200,000 | | | |
| 107 | Acquisition of Two (2) Buses-16 passengers for fixed route for the Municipality of Peñuelas | PRHTA | 2021 | F | - | 190,000 | - | 190,000 | Narrative Justification Prepared by the Municipality | Municipality requested toll credit fund sharing. | |
| | | | | S | - | - | - | - | | | |
| | | | | T | - | 190,000 | - | 190,000 | | | |
| 108 | Acquisition of One (1) Paratransit-11 passengers for the Municipality of Peñuelas | PRHTA | 2021 | F | - | 90,000 | - | 90,000 | Narrative Justification Prepared by the Municipality | Municipality requested toll credit fund sharing. | |
| | | | | S | - | - | - | - | | | |
| | | | | T | - | 90,000 | - | 90,000 | | | |
| 109 | Communication, Security for Terminal and Tracking Services for transit fleet for the Municipality of Peñuelas | PRHTA | 2021 | F | - | 30,000 | - | 30,000 | Narrative Justification Prepared by the Municipality | Municipality requested toll credit fund sharing. | |
| | | | | S | - | - | - | - | | | |
| | | | | T | - | 30,000 | - | 30,000 | | | |
| 110 | Operating Assistance for ADA Paratransit Program for the Municipality of Peñuelas | PRHTA | 2021 | F | - | - | 200,000 | 200,000 | Narrative Justification Prepared by the Municipality | Municipality requested toll credit fund sharing. | |
| | | | | S | - | - | - | - | | | |
| | | | | T | - | - | 200,000 | 200,000 | | | |
| 111 | Drug & Alcohol Test for the Municipality of Peñuelas | PRHTA | 2021 | F | - | 2,000 | - | 2,000 | Narrative Justification Prepared by the Municipality | Municipality requested toll credit fund sharing. | |
| | | | | S | - | - | - | - | | | |
| | | | | T | - | 2,000 | - | 2,000 | | | |
| 112 | Preventive Maintenance for transit fleet for the Municipality of Peñuelas | PRHTA | 2021 | F | - | 20,000 | 20,000 | 40,000 | Narrative Justification Prepared by the Municipality | Municipality requested toll credit fund sharing. | |
| | | | | S | - | - | - | - | | | |
| | | | | T | - | 20,000 | 20,000 | 40,000 | | | |
| 113 | Engineering, Design and Environmental (phase I) of the Plaza Terminal Jesús Ramírez Arroyo for the Municipality of Peñuelas | PRHTA | 2021 | F | - | 125,000 | - | 125,000 | Narrative Justification Prepared by the Municipality | Municipality requested toll credit fund sharing. | |
| | | | | S | - | - | - | - | | | |
| | | | | T | - | 125,000 | - | 125,000 | | | |
| 114 | Construction (phase II) of Plaza Terminal Jesús Ramírez Arroyo for the Municipality of Peñuelas | PRHTA | 2021 | F | - | - | 259,558 | 259,558 | Narrative Justification Prepared by the Municipality | Municipality requested toll credit fund sharing. | |
| | | | | S | - | - | - | - | | | |
| | | | | T | - | - | 259,558 | 259,558 | | | |
| 115 | Acquisition of Two (2) Buses-16 passengers for fixed route for the Municipality of Quebradillas | PRHTA | 2021 | F | - | - | 190,000 | 190,000 | Narrative Justification Prepared by the Municipality | Municipality requested toll credit fund sharing. | |
| | | | | S | - | - | - | - | | | |
| | | | | T | - | - | 190,000 | 190,000 | | | |

GOVERNMENT OF PUERTO RICO
 PUERTO RICO DEPARTMENT OF TRANSPORTATION AND PUBLIC WORKS
 PUERTO RICO HIGHWAY AND TRANSPORTATION AUTHORITY
 STATEWIDE TRANSPORTATION IMPROVEMENT PROGRAM
 FISCAL YEARS 2019 - 2022
 AMENDMENT #2
 Administrative Modification #1

SECTION: 5307 URBANIZED AREA FORMULA PROGRAM - URBANIZED AREA UNDER 200,000 POPULATION (UZA)

| Num. | Project Description and Localization | Grantee | Year Entered | Annual Element | | Three Year Program | | | | Total Est. Cost | Project Justification | Source of Local Funds | Remarks |
|------|---|-----------|--------------|----------------|------|--------------------|------------|-----------|------------|--|--|---|---------|
| | | | | | 2019 | 2020 | 2021 | 2022 | | | | | |
| 116 | Acquisition of One (1) Paratransit-11 passengers for the Municipality of Quebradillas | PRHTA | 2021 | F | - | - | - | 90,000 | 90,000 | Narrative Justification Prepared by the Municipality | Municipality requested toll credit fund sharing. | Conditioned to submittal of Transportation Study. | |
| | | | | S | - | - | - | - | - | | | | |
| | | | | T | - | - | - | 90,000 | 90,000 | | | | |
| 117 | Communication, Security for Terminal and Tracking Services for transit fleet for the Municipality of Quebradillas | PRHTA | 2021 | F | - | - | - | 30,000 | 30,000 | Narrative Justification Prepared by the Municipality | Municipality requested toll credit fund sharing. | Conditioned to submittal of Transportation Study. | |
| | | | | S | - | - | - | - | - | | | | |
| | | | | T | - | - | - | 30,000 | 30,000 | | | | |
| 118 | Operating Assistance for ADA Paratransit Program for the Municipality of Quebradillas | PRHTA | 2021 | F | - | - | - | 200,000 | 200,000 | Narrative Justification Prepared by the Municipality | Municipality requested toll credit fund sharing. | Conditioned to submittal of Transportation Study. | |
| | | | | S | - | - | - | - | - | | | | |
| | | | | T | - | - | - | 200,000 | 200,000 | | | | |
| 119 | Drug & Alcohol Test for the Municipality of Quebradillas | PRHTA | 2021 | F | - | - | - | 2,000 | 2,000 | Narrative Justification Prepared by the Municipality | Municipality requested toll credit fund sharing. | Conditioned to submittal of Transportation Study. | |
| | | | | S | - | - | - | - | - | | | | |
| | | | | T | - | - | - | 2,000 | 2,000 | | | | |
| 120 | Preventive Maintenance for Transit Fleet for the Municipality of Quebradillas | PRHTA | 2021 | F | - | - | - | 20,000 | 20,000 | Narrative Justification Prepared by the Municipality | Municipality requested toll credit fund sharing. | Conditioned to submittal of Transportation Study. | |
| | | | | S | - | - | - | - | - | | | | |
| | | | | T | - | - | - | 20,000 | 20,000 | | | | |
| 121 | Preventive Maintenance for Transit Facilities for the Municipality of Quebradillas | PRHTA | 2021 | F | - | - | - | 40,000 | 40,000 | Narrative Justification Prepared by the Agency | Municipality requested toll credit fund sharing. | Conditioned to submittal of Transportation Study. | |
| | | | | S | - | - | - | - | - | | | | |
| | | | | T | - | - | - | 40,000 | 40,000 | | | | |
| 122 | Operating Assistance for the University of Puerto Rico at Mayagüez | PRHTA | 2021 | F | - | - | 1,045,211 | - | 1,045,211 | Narrative Justification Prepared by the Agency | Toll Credit | | |
| | | | | S | - | - | - | - | - | | | | |
| | | | | T | - | - | 1,045,211 | - | 1,045,211 | | | | |
| 123 | Construction of the Ferry Boat Terminal at Roosevelt Road | PRHTA/ATM | 2018 | F | - | - | 25,000,000 | - | 25,000,000 | Narrative Justification Prepared by the Agency | Toll Credit | Carryover Funds FY2018 \$15,000,000 | |
| | | | | S | - | - | - | - | - | | | | |
| | | | | T | - | - | 25,000,000 | - | 25,000,000 | | | | |
| 124 | Feasibility Study of Maritime Transit Oriented | PRHTA/ATM | 2020 | F | - | - | 300,000 | - | 300,000 | Narrative Justification Prepared by the Agency | Toll Credit | | |
| | | | | S | - | - | - | - | - | | | | |
| | | | | T | - | - | 300,000 | - | 300,000 | | | | |
| 125 | Operating Assistance | PRHTA/ATM | 2019 | F | - | - | 10,030,364 | 3,410,546 | 13,440,910 | Narrative Justification Prepared by the Agency | Toll Credit | Carryover Funds FY2020 | |
| | | | | S | - | - | - | - | - | | | | |
| | | | | T | - | - | 10,030,364 | 3,410,546 | 13,440,910 | | | | |
| 126 | Construction of New Terminal for the Municipality of Villalba | Villalba | 2014 | F | - | - | 1,209,289 | - | 1,209,289 | Narrative Justification Prepared by the Municipality | Municipality requested toll credit fund sharing. | Carryover Funds FY 2019 (\$3,310, 242) | |
| | | | | S | - | - | - | - | - | | | | |
| | | | | T | - | - | 1,209,289 | - | 1,209,289 | | | | |
| 127 | Preventive Maintenance for Vehicles of Transportation System for the Municipality of Villalba | Villalba | 2017 | F | - | - | 223,091 | - | 223,091 | Narrative Justification Prepared by the Municipality | Municipality requested toll credit fund sharing. | Carryover funds FY2018 Application 6416-2018-2 | |
| | | | | S | - | - | - | - | - | | | | |
| | | | | T | - | - | 223,091 | - | 223,091 | | | | |
| 128 | Operational Asistance for the Transportation System of the Municipality of Villalba | Villalba | 2017 | F | - | - | 272,091 | - | 272,091 | Narrative Justification Prepared by the Municipality | Municipality requested toll credit fund sharing. | Carryover funds FY2018 Application 6416-2018-2 | |
| | | | | S | - | - | - | - | - | | | | |
| | | | | T | - | - | 272,091 | - | 272,091 | | | | |
| 129 | Design and Construction of Pedestrian and Cycling Route of the Municipality of Villalba | Villalba | 2018 | F | - | - | 1,100,000 | - | 1,100,000 | Narrative Justification Prepared by the Municipality | Municipality requested toll credit fund sharing. | Carryover funds FY2018 Application 6416-2018-2 | |
| | | | | S | - | - | - | - | - | | | | |
| | | | | T | - | - | 1,100,000 | - | 1,100,000 | | | | |
| 130 | Maintenance Facility for the Public Trolleys of the Municipality of Villalba | Villalba | 2018 | F | - | - | 1,942,674 | - | 1,942,674 | Narrative Justification Prepared by the Municipality | Municipality requested toll credit fund sharing. | Carryover funds FY2018 Application 6416-2018-2 | |
| | | | | S | - | - | - | - | - | | | | |
| | | | | T | - | - | 1,942,674 | - | 1,942,674 | | | | |

GOVERNMENT OF PUERTO RICO
PUERTO RICO DEPARTMENT OF TRANSPORTATION AND PUBLIC WORKS
PUERTO RICO HIGHWAY AND TRANSPORTATION AUTHORITY
STATEWIDE TRANSPORTATION IMPROVEMENT PROGRAM
FISCAL YEARS 2019 - 2022
AMENDMENT #2
Administrative Modification #1

SECTION: 5307 URBANIZED AREA FORMULA PROGRAM - URBANIZED AREA UNDER 200,000 POPULATION (UZA)

| Num. | Project Description and Localization | Grantee | Year Entered | Annual Element | Three Year Program | | | | Total Est. Cost | Project Justification | Source of Local Funds | Remarks |
|------|---|----------|--------------|----------------|--------------------|------|-----------|-----------|-----------------|--|--|---|
| | | | | 2019 | 2020 | 2021 | 2022 | | | | | |
| 131 | Construction of Pedestrian Cycling route for the Municipality of Villalba (Phase II) | Villalba | 2019 | F | - | - | 570,000 | - | 570,000 | Narrative Justification Prepared by the Municipality | Municipality requested toll credit fund sharing. | Carryover Funds FY19 Application 6416-2019-3 |
| | | | | S | - | - | - | - | - | | | |
| | | | | T | - | - | 570,000 | - | 570,000 | | | |
| 132 | Acquisition of Eight (8) Bike Racks for the Municipality of Villalba | Villalba | 2020 | F | - | - | 5,000 | - | 5,000 | Narrative Justification Prepared by the Municipality | Municipality requested toll credit fund sharing. | Carryover funds FY19 Application 6416-2019-2 |
| | | | | S | - | - | - | - | - | | | |
| | | | | T | - | - | 5,000 | - | 5,000 | | | |
| 133 | Repair of thirty (36) shelter for bus stop station for Transportation System for the Municipality of Villalba | Villalba | 2021 | F | - | - | 360,000 | - | 360,000 | Narrative Justification Prepared by the Municipality | Municipality requested toll credit fund sharing. | Application 6416-2020-6 |
| | | | | S | - | - | - | - | - | | | |
| | | | | T | - | - | 360,000 | - | 360,000 | | | |
| 134 | Design & Construction of Bus Wash facility for the Municipality of Villalba | Villalba | 2021 | F | - | - | 77,400 | - | 77,400 | Narrative Justification Prepared by the Municipality | Municipality requested toll credit fund sharing. | |
| | | | | S | - | - | - | - | - | | | |
| | | | | T | - | - | 77,400 | - | 77,400 | | | |
| 135 | Purchase of equipment support for the Municipality of Villalba | Villalba | 2021 | F | - | - | 90,000 | - | 90,000 | Narrative Justification Prepared by the Municipality | Municipality requested toll credit fund sharing. | |
| | | | | S | - | - | - | - | - | | | |
| | | | | T | - | - | 90,000 | - | 90,000 | | | |
| 136 | Design and Installation of Solar Energy Project for Transportation System for the Municipality of Villalba | Villalba | 2021 | F | - | - | 300,000 | - | 300,000 | Narrative Justification Prepared by the Municipality | Municipality requested toll credit fund sharing. | |
| | | | | S | - | - | - | - | - | | | |
| | | | | T | - | - | 300,000 | - | 300,000 | | | |
| 137 | Design & Construction of the Pedestrian Cycling Route (3rd Phase) for the Municipality of Villalba | Villalba | 2021 | F | - | - | 1,500,000 | - | 1,500,000 | Narrative Justification Prepared by the Municipality | Municipality requested toll credit fund sharing. | |
| | | | | S | - | - | - | - | - | | | |
| | | | | T | - | - | 1,500,000 | - | 1,500,000 | | | |
| 138 | Improvements to sidewalks and streets along shelters and stops in compliance with ADA requirements for the Municipality of Villalba | Villalba | 2021 | F | - | - | 613,000 | - | 613,000 | Narrative Justification Prepared by the Municipality | Municipality requested toll credit fund sharing. | |
| | | | | S | - | - | - | - | - | | | |
| | | | | T | - | - | 613,000 | - | 613,000 | | | |
| 139 | Operational Assistance for Public Transportation System for the Municipality of Yauco | Yauco | 2015 | F | - | - | 511,476 | 807,668 | 1,319,144 | Narrative Justification Prepared by the Municipality | Municipality requested toll credit fund sharing. | |
| | | | | S | - | - | - | - | - | | | |
| | | | | T | - | - | 511,476 | 807,668 | 1,319,144 | | | |
| 140 | Operational Assistance for ADA Paratransit Services for the Municipality of Yauco | Yauco | 2015 | F | - | - | 199,258 | 170,841 | 370,099 | Narrative Justification Prepared by the Municipality | Municipality requested toll credit fund sharing. | Carryover \$140,000 FY16 & FY20 |
| | | | | S | - | - | - | - | - | | | |
| | | | | T | - | - | 199,258 | 170,841 | 370,099 | | | |
| 141 | Acquisition of (4) Buses for replacement (20-25 passengers) for the Municipality of Yauco | Yauco | 2016 | F | - | - | 500,000 | - | 500,000 | Narrative Justification Prepared by the Municipality | Municipality requested toll credit fund sharing. | Carryover funds FY18 |
| | | | | S | - | - | - | - | - | | | |
| | | | | T | - | - | 500,000 | - | 500,000 | | | |
| 142 | Preventive Maintenance for Public Transportation Vehicles for the Municipality of Yauco | Yauco | 2016 | F | - | - | 71,408 | 120,000 | 191,408 | Narrative Justification Prepared by the Municipality | Municipality requested toll credit fund sharing. | Carryover funds FY17 Application 6675-2019-3 |
| | | | | S | - | - | - | - | - | | | |
| | | | | T | - | - | 71,408 | 120,000 | 191,408 | | | |
| 143 | Acquisition of a Tow Truck Support Vehicle for ADA vehicles and Public Transportation Vehicles for the Municipality of Yauco | Yauco | 2016 | F | - | - | 175,000 | - | 175,000 | Narrative Justification Prepared by the Municipality | Municipality requested toll credit fund sharing. | Carryover FY20 |
| | | | | S | - | - | - | - | - | | | |
| | | | | T | - | - | 175,000 | - | 175,000 | | | |
| 144 | Construction of Maintenance and Administrative Facility for the Municipality of Yauco | Yauco | 2018 | F | - | - | - | 1,250,000 | 1,250,000 | Narrative Justification Prepared by the Municipality | Municipality requested toll credit fund sharing. | Carryover FY16 Application 6675-2019-3 |
| | | | | S | - | - | - | - | - | | | |
| | | | | T | - | - | - | 1,250,000 | 1,250,000 | | | |
| 145 | Acquisition of Administrative Vehicle for the Municipality of Yauco | Yauco | 2018 | F | - | - | 80,000 | - | 80,000 | Narrative Justification Prepared by the Municipality | Municipality requested toll credit fund sharing. | Carryover FY18 Application 6675-2019-2 |
| | | | | S | - | - | - | - | - | | | |
| | | | | T | - | - | 80,000 | - | 80,000 | | | |
| 146 | Acquisition of Computers, Software and Hardware for the Public Transportation System of the Municipality of Yauco | Yauco | 2019 | F | - | - | 4,000 | - | 4,000 | Narrative Justification Prepared by the Municipality | Municipality requested toll credit fund sharing. | Carryover FY18: \$40,000 Application 6675-2019-3 \$40,000 |
| | | | | S | - | - | - | - | - | | | |
| | | | | T | - | - | 4,000 | - | 4,000 | | | |
| 147 | Acquisition of 4X4 passenger vehicle for the Public Transportation System of the Municipality of Yauco | Yauco | 2019 | F | - | - | 60,000 | - | 60,000 | Narrative Justification Prepared by the Municipality | Municipality requested toll credit fund sharing. | Carryover FY19 Application 6675-2019-4 |
| | | | | S | - | - | - | - | - | | | |
| | | | | T | - | - | 60,000 | - | 60,000 | | | |
| 148 | Acquisition of Fare Box System for Public Transportation Vehicles of the Municipality of Yauco | Yauco | 2019 | F | - | - | 10,000 | - | 10,000 | Narrative Justification Prepared by the Municipality | Municipality requested toll credit fund sharing. | Carryover FY19 Application 6675-2019-4 |
| | | | | S | - | - | - | - | - | | | |
| | | | | T | - | - | 10,000 | - | 10,000 | | | |
| 149 | Preventive Maintenance for the Infrastructure of Three (3) Public Transportation Terminals of the Municipality of Yauco | Yauco | 2019 | F | - | - | 188,200 | - | 188,200 | Narrative Justification Prepared by the Municipality | Municipality requested toll credit fund sharing. | Carryover FY19 Application 6675-2019-3 |
| | | | | S | - | - | - | - | - | | | |
| | | | | T | - | - | 188,200 | - | 188,200 | | | |

GOVERNMENT OF PUERTO RICO
 PUERTO RICO DEPARTMENT OF TRANSPORTATION AND PUBLIC WORKS
 PUERTO RICO HIGHWAY AND TRANSPORTATION AUTHORITY
 STATEWIDE TRANSPORTATION IMPROVEMENT PROGRAM
 FISCAL YEARS 2019 - 2022
 AMENDMENT #2
 Administrative Modification #1

SECTION: 5307 URBANIZED AREA FORMULA PROGRAM - URBANIZED AREA UNDER 200,000 POPULATION (UZA)

| Num. | Project Description and Localization | Grantee | Year Entered | Annual Element | | Three Year Program | | | | Total Est. Cost | Project Justification | Source of Local Funds | Remarks |
|------|--|-----------------------------|--------------|----------------|------|--------------------|------------|------------|------------|--|--|---|---------|
| | | | | | 2019 | 2020 | 2021 | 2022 | | | | | |
| 150 | Construction and Repair of Streets, Sidewalks and ADA Ramps Along the Trolley Routes for the Municipality of Yauco | Yauco | 2019 | F | - | - | 196,560 | - | 196,560 | Narrative Justification Prepared by the Municipality | Municipality requested toll credit fund sharing. | Carryover FY19 Application 6675-2019-2 | |
| | | | | S | - | - | - | - | | | | | |
| | | | | T | - | - | 196,560 | - | 196,560 | | | | |
| 151 | Acquisition of Tools and Equipment for the Mechanic Shop of the Public Transportation for the Municipality of Yauco | Yauco | 2019 | F | - | - | 9,000 | - | 9,000 | Narrative Justification Prepared by the Municipality | Municipality requested toll credit fund sharing. | Carryover FY19 | |
| | | | | S | - | - | - | - | | | | | |
| | | | | T | - | - | 9,000 | - | 9,000 | | | | |
| 152 | Acquisition of Surveillance Cameras, GPS, Software and Hardware for vehicles and accessories to support Security for Public Transportation Program for the Municipality of Yauco | Yauco | 2019 | F | - | - | 35,000 | - | 35,000 | Narrative Justification Prepared by the Municipality | Municipality requested toll credit fund sharing. | Carryover Funds FY19 Application 6675-2019-4 | |
| | | | | S | - | - | - | - | | | | | |
| | | | | T | - | - | 35,000 | - | 35,000 | | | | |
| 153 | Drug and Alcohol Testing for Employees of Public Transportatin System for the Municipality of Yauco | Yauco | 2019 | F | - | - | 12,900 | - | 12,900 | Narrative Justification Prepared by the Municipality | Municipality requested toll credit fund sharing. | Carryover Funds FY19 Application 6675-2019-4 | |
| | | | | S | - | - | - | - | | | | | |
| | | | | T | - | - | 12,900 | - | 12,900 | | | | |
| 154 | In-Service and other Educational Services for the Public Transportation Personnel of the Municipality of Yauco | Yauco | 2019 | F | - | - | 3,500 | - | 3,500 | Narrative Justification Prepared by the Municipality | Municipality requested toll credit fund sharing. | Carryover FY19 & FY20 Application 6675-2019-4 | |
| | | | | S | - | - | - | - | | | | | |
| | | | | T | - | - | 3,500 | - | 3,500 | | | | |
| 155 | Insurance, Permits and Liability Insurance Expenses for Public Transportation System of the Municipality of Yauco | Yauco | 2019 | F | - | - | 10,000 | - | 10,000 | Narrative Justification Prepared by the Municipality | Municipality requested toll credit fund sharing. | Carryover FY 19 Application 6675-2019-4 | |
| | | | | S | - | - | - | - | | | | | |
| | | | | T | - | - | 10,000 | - | 10,000 | | | | |
| 156 | Improvement Enhancements for Transportation System Terminals (Bench, Garbage, Cans, etc.) for the Municipality of Yauco | Yauco | 2019 | F | - | - | 30,000 | - | 30,000 | Narrative Justification Prepared by the Municipality | Municipality requested toll credit fund sharing. | Carryover FY19 \$10,000 Application 6675-2019-4 | |
| | | | | S | - | - | - | - | | | | | |
| | | | | T | - | - | 30,000 | - | 30,000 | | | | |
| 157 | Security Service for Terminals and Park Storage Lot for the Municipality of Yauco | Yauco | 2020 | F | - | - | 64,713 | - | 64,713 | Narrative Justification Prepared by the Municipality | Municipality requested toll credit fund sharing. | Carryover FY19 Application 6675-2019-4 | |
| | | | | S | - | - | - | - | | | | | |
| | | | | T | - | - | 64,713 | - | 64,713 | | | | |
| 158 | Maintenance and Repairs of Bus Shelters for the Municipality of Yauco | Yauco | 2020 | F | - | - | 50,000 | - | 50,000 | Narrative Justification Prepared by the Municipality | Municipality requested toll credit fund sharing. | | |
| | | | | S | - | - | - | - | | | | | |
| | | | | T | - | - | 50,000 | - | 50,000 | | | | |
| 159 | Replacement of Ten (10) Buses for the Municipality of Yauco | Yauco | 2020 | F | - | - | 857,580 | - | 857,580 | Narrative Justification Prepared by the Municipality | Municipality requested toll credit fund sharing. | | |
| | | | | S | - | - | - | - | | | | | |
| | | | | T | - | - | 857,580 | - | 857,580 | | | | |
| 160 | Acquisition of Support Vehicle for Preventive Maintenance for the Municipality of Yauco | Yauco | 2020 | F | - | - | 50,000 | - | 50,000 | Narrative Justification Prepared by the Municipality | Municipality requested toll credit fund sharing. | | |
| | | | | S | - | - | - | - | | | | | |
| | | | | T | - | - | 50,000 | - | 50,000 | | | | |
| 161 | Engineering & Design Bicycle Route Transportation Study (phase 1 & 2) for the Municipality of Yauco | Yauco | 2021 | F | - | - | 200,700 | - | 200,700 | Narrative Justification Prepared by the Municipality | Municipality requested toll credit fund sharing. | | |
| | | | | S | - | - | - | - | | | | | |
| | | | | T | - | - | 200,700 | - | 200,700 | | | | |
| 162 | Rent & Utilities. monthly expenses for Public Administrative Office (Operating Assistance) | Yauco | 2021 | F | - | - | 431,808 | - | 431,808 | Narrative Justification Prepared by the Municipality | Municipality requested toll credit fund sharing. | | |
| | | | | S | - | - | - | - | | | | | |
| | | | | T | - | - | 431,808 | - | 431,808 | | | | |
| | | Total Federal Funds: | | F | - | - | 74,500,131 | 23,347,628 | 97,847,759 | | | | |
| | | Total State or Local Funds: | | S | - | - | - | - | - | | | | |
| | | Total | | T | - | - | 74,500,131 | 23,347,628 | 97,847,759 | | | | |



Government of Puerto Rico

Puerto Rico Department of Transportation and Public Works
Puerto Rico Highway and Transportation Authority

Statewide Transportation Improvement Program (STIP)

FEDERAL TRANSIT ADMINISTRATION (FTA)

Urbanized Area Under 200,000 in Population (UZA)

Section 5310

GOVERNMENT OF PUERTO RICO
 PUERTO RICO DEPARTMENT OF TRANSPORTATION AND PUBLIC WORKS
 PUERTO RICO HIGHWAY AND TRANSPORTATION AUTHORITY
 STATEWIDE TRANSPORTATION IMPROVEMENT PROGRAM
 FISCAL YEARS 2019 - 2022
 AMENDMENT #2

Administrative Modification #1

Section 5310: Enhanced Mobility of Seniors and Persons with Disabilities, Urbanized Area Under 200,000 in Population Formula Program (UZA)

| Num. | Project Description and Localization | Grantee | Year Entered | Annual Element | | Three Year Program | | | | Total | Project Justification | Source of Local Funds | Remarks |
|------|---|---------|--------------|----------------|---|--------------------|-----------|------|---------|-----------|---|-----------------------|---------|
| | | | | | | 2019 | 2020 | 2021 | 2022 | Est. Cost | | | |
| 1 | Replacement of Two (2) Mini Buses (16 passengers) for the Municipality of Hormigueros | PRHTA | 2021 | F | - | - | - | - | 190,000 | 190,000 | Narrative Justification submitted by Municipality | Toll Credits | |
| | | | | S | - | - | - | - | - | - | | | |
| | | | | T | - | - | - | - | 190,000 | 190,000 | | | |
| 2 | Preventive Maintenance for fleet of the Municipality of Hormigueros | PRHTA | 2021 | F | - | - | 20,000 | - | - | 20,000 | Narrative Justification submitted by Municipality | Toll Credits | |
| | | | | S | - | - | - | - | - | - | | | |
| | | | | T | - | - | 20,000 | - | - | 20,000 | | | |
| 3 | Operating Assistance for the Municipality of Hormigueros | PRHTA | 2021 | F | - | - | 57,645 | - | - | 57,645 | Narrative Justification submitted by Municipality | Toll Credits | |
| | | | | S | - | - | - | - | - | - | | | |
| | | | | T | - | - | 57,645 | - | - | 57,645 | | | |
| 4 | Acquisition of one (1) Vans (11 passengers) for COSSMA organization for the Municipality of Naguabo | PRHTA | 2021 | F | - | - | 90,000 | - | - | 90,000 | Narrative Justification submitted by Municipality | Toll Credits | |
| | | | | S | - | - | - | - | - | - | | | |
| | | | | T | - | - | 90,000 | - | - | 90,000 | | | |
| 5 | Operating Assistance for COSSMA organization for the Municipality of Naguabo | PRHTA | 2021 | F | - | - | 27,739 | - | - | 27,739 | Narrative Justification submitted by Municipality | Toll Credits | |
| | | | | S | - | - | - | - | - | - | | | |
| | | | | T | - | - | 27,739 | - | - | 27,739 | | | |
| 6 | Preventive Maintenance for COSSMA organization for the Municipality of Naguabo | PRHTA | 2021 | F | - | - | 3,895 | - | - | 3,895 | Narrative Justification submitted by Municipality | Toll Credits | |
| | | | | S | - | - | - | - | - | - | | | |
| | | | | T | - | - | 3,895 | - | - | 3,895 | | | |
| 7 | Acquisition of Three (3) Buses 30 FT for the Municipality of Ponce | PRHTA | 2021 | F | - | - | 1,230,231 | - | - | 1,230,231 | Narrative Justification submitted by Municipality | Toll Credits | |
| | | | | S | - | - | - | - | - | - | | | |
| | | | | T | - | - | 1,230,231 | - | - | 1,230,231 | | | |
| 8 | Operating Assistance for the Municipality of Ponce | PRHTA | 2021 | F | - | - | 200,000 | - | - | 200,000 | Narrative Justification submitted by Municipality | Toll Credits | |
| | | | | S | - | - | - | - | - | - | | | |
| | | | | T | - | - | 200,000 | - | - | 200,000 | | | |
| 9 | Acquisition of One (1) Van (11 passengers) for the Municipality of Sabana Grande | PRHTA | 2021 | F | - | - | 90,000 | - | - | 90,000 | Narrative Justification submitted by Municipality | Toll Credits | |
| | | | | S | - | - | - | - | - | - | | | |
| | | | | T | - | - | 90,000 | - | - | 90,000 | | | |
| 10 | Operating Assistance for the Municipality of Sabana Grande | PRHTA | 2021 | F | - | - | 22,744 | - | - | 22,744 | Narrative Justification submitted by Municipality | Toll Credits | |
| | | | | S | - | - | - | - | - | - | | | |
| | | | | T | - | - | 22,744 | - | - | 22,744 | | | |
| 11 | Preventive Maintenance for the Municipality of Sabana Grande | PRHTA | 2021 | F | - | - | 5,000 | - | - | 5,000 | Narrative Justification submitted by Municipality | Toll Credits | |
| | | | | S | - | - | - | - | - | - | | | |
| | | | | T | - | - | 5,000 | - | - | 5,000 | | | |
| 12 | Acquisition of One (1) Van (11 passengers) to the Office of Services for People with Disabilities for the Municipality of Sabana Grande | PRHTA | 2021 | F | - | - | 90,000 | - | - | 90,000 | Narrative Justification submitted by Municipality | Toll Credits | |
| | | | | S | - | - | - | - | - | - | | | |
| | | | | T | - | - | 90,000 | - | - | 90,000 | | | |

GOVERNMENT OF PUERTO RICO
 PUERTO RICO DEPARTMENT OF TRANSPORTATION AND PUBLIC WORKS
 PUERTO RICO HIGHWAY AND TRANSPORTATION AUTHORITY
 STATEWIDE TRANSPORTATION IMPROVEMENT PROGRAM
 FISCAL YEARS 2019 - 2022
 AMENDMENT #2

Administrative Modification #1

Section 5310: Enhanced Mobility of Seniors and Persons with Disabilities, Urbanized Area Under 200,000 in Population Formula Program (UZA)

| Num. | Project Description and Localization | Grantee | Year Entered | Annual Element | | Three Year Program | | | | Total | Project Justification | Source of Local Funds | Remarks |
|------|--|-----------------------------|--------------|----------------|------|--------------------|-----------|---------|-----------|---|-----------------------|-----------------------|---------|
| | | | | | 2019 | 2020 | 2021 | 2022 | Est. Cost | | | | |
| 13 | Preventive Maintenance for the Office of Services for People with Disabilities for the Municipality of Sabana Grande | PRHTA | 2021 | F | - | - | 5,000 | - | 5,000 | Narrative Justification submitted by Municipality | Toll Credits | | |
| | | | | S | - | - | - | - | - | | | | |
| | | | | T | - | - | 5,000 | - | 5,000 | | | | |
| 14 | Operating Assistance for the Office of Services for People with Disabilities for the Municipality of Sabana Grande | PRHTA | 2021 | F | - | - | 21,688 | - | 21,688 | Narrative Justification submitted by Municipality | Toll Credits | | |
| | | | | S | - | - | - | - | - | | | | |
| | | | | T | - | - | 21,688 | - | 21,688 | | | | |
| 15 | Acquisition of Three (3) Vans (11 passengers) to the Transportation Office for the Municipality of Sabana Grande | PRHTA | 2021 | F | - | - | 270,000 | - | 270,000 | Narrative Justification submitted by Municipality | Toll Credits | | |
| | | | | S | - | - | - | - | - | | | | |
| | | | | T | - | - | 270,000 | - | 270,000 | | | | |
| 16 | Preventive Maintenance for the Office of Services for People with Disabilities for the Municipality of Sabana Grande | PRHTA | 2021 | F | - | - | 20,000 | - | 20,000 | Narrative Justification submitted by Municipality | Toll Credits | | |
| | | | | S | - | - | - | - | - | | | | |
| | | | | T | - | - | 20,000 | - | 20,000 | | | | |
| 17 | Operating Assistance for the Office of Services for People with Disabilities for the Municipality of Sabana Grande | PRHTA | 2021 | F | - | - | 90,976 | - | 90,976 | Narrative Justification submitted by Municipality | Toll Credits | | |
| | | | | S | - | - | - | - | - | | | | |
| | | | | T | - | - | 90,976 | - | 90,976 | | | | |
| | | Total Federal Funds: | | F | - | - | 2,244,918 | 190,000 | 2,434,918 | | | | |
| | | Total State or Local Funds: | | S | - | - | - | - | - | | | | |
| | | Total | | T | - | - | 2,244,918 | 190,000 | 2,434,918 | | | | |



Government of Puerto Rico

Puerto Rico Department of Transportation and Public Works
Puerto Rico Highway and Transportation Authority

Statewide Transportation Improvement Program (STIP)

FEDERAL TRANSIT ADMINISTRATION (FTA)

Urbanized Area Under 200,000 in Population (UZA)

Section 5337

GOVERNMENT OF PUERTO RICO
 PUERTO RICO DEPARTMENT OF TRANSPORTATION AND PUBLIC WORKS
 PUERTO RICO HIGHWAY AND TRANSPORTATION AUTHORITY
 STATEWIDE TRANSPORTATION IMPROVEMENT PROGRAM
 FISCAL YEARS 2019 - 2022
 AMENDMENT #2

Administrative Modification #1

SECTION 5337: HIGH INTENSITY FIXED GUIDEWAY STATE OF GOOD REPAIR, Urbanized Area Under 200,000 in Population Formula Program (UZA)

| Num. | Description | Grantee | Year Apportioned | Annual Element | | Three Years Program | | | Total Estimated Cost | Project Justification | Source of Local Funds | Remarks |
|------|---|-----------------------------|------------------|----------------|------|---------------------|------------|------|----------------------|--|-----------------------|----------------|
| | | | | | 2019 | 2020 | 2021 | 2022 | | | | |
| 1 | Acquisition of New Vessel for passengers in the Island Service. | PRHTA/ATM | 2020 | F | - | | 8,000,000 | - | 8,000,000 | Narrative Justification Prepared by the Agency | Toll Credits | Carryover FY20 |
| | | | | S | - | - | - | - | - | | | |
| | | | | T | - | - | 8,000,000 | - | 8,000,000 | | | |
| 2 | Preventive Maintenance, Overhaul & Vessel Repairs for Island Services | PRHTA/ATM | 2020 | F | | | 5,500,000 | | 5,500,000 | Narrative Justification Prepared by the Agency | Toll Credit | Carryover FY20 |
| | | | | S | | | | | | | | |
| | | | | T | | | 5,500,000 | | 5,500,000 | | | |
| | | Total Federal Funds: | | | - | - | 13,500,000 | - | 13,500,000 | | | |
| | | Total State or Local Funds: | | | - | - | - | - | - | | | |
| | | Total | | | - | - | 13,500,000 | - | 13,500,000 | | | |



Government of Puerto Rico

Puerto Rico Department of Transportation and Public Works
Puerto Rico Highway and Transportation Authority

Statewide Transportation Improvement Program (STIP)

FEDERAL TRANSIT ADMINISTRATION (FTA)

Urbanized Area Under 200,000 in Population (UZA)

Section 5339

GOVERNMENT OF PUERTO RICO
 PUERTO RICO DEPARTMENT OF TRANSPORTATION AND PUBLIC WORKS
 PUERTO RICO HIGHWAY AND TRANSPORTATION AUTHORITY
 STATEWIDE TRANSPORTATION IMPROVEMENT PROGRAM
 FISCAL YEARS 2019- 2022
 AMENDMENT #2
 Administrative Modification #1

SECTION 5339: BUS AND BUS FACILITIES FORMULA PROGRAM - URBANIZED AREA UNDER 200,000 POPULATION (UZA)

| Num. | Description | Grantee | Year Entered | Annual Element | | Three Year Program | | | Total Est. Cost | Project Justification | Source of Local Funds | Remarks |
|------|--|----------|--------------|----------------|------|--------------------|-----------|-------|-----------------|--|-----------------------|--|
| | | | | | 2019 | 2020 | 2021 | 2022 | | | | |
| 1 | Acquisition of Special Equipment Tools for the Maintenance of Vehicles for the Municipality of Camuy | Camuy | 2018 | F | - | - | 13,200 | - | 13,200 | Narrative Justification Submitted | Toll Credits | Application 5487-2018-02 |
| | | | | S | - | - | - | - | - | | | |
| | | | | T | - | - | 13,200 | - | 13,200 | | | |
| 2 | Communications, Security and Tracking Devices (GPS) for the Municipality of Camuy | Camuy | 2018 | F | - | - | 60,175 | - | 60,175 | Narrative Justification Submitted | Toll Credits | Application 5487-2019-02 |
| | | | | S | - | - | - | - | - | | | |
| | | | | T | - | - | 60,175 | - | 60,175 | | | |
| 3 | Improvements to Elevator of Felipe Martínez Publico Terminal of the Municipality of Camuy | Camuy | 2021 | F | - | - | 64,600 | - | 64,600 | Narrative Justification Submitted | Toll Credits | |
| | | | | S | - | - | - | - | - | | | |
| | | | | T | - | - | 64,600 | - | 64,600 | | | |
| 4 | Communication Systems and GPS for Municipality of Hatillo | Hatillo | 2019 | F | - | - | 30,000 | - | 30,000 | Narrative Justification Prepared by the Municipality | Toll Credits | Application 5322-2020-01 |
| | | | | S | - | - | - | - | - | | | |
| | | | | T | - | - | 30,000 | - | 30,000 | | | |
| 5 | Design and webmaster for the transportation system webpage of the Municipality of Mayagüez | Mayagüez | 2020 | F | - | - | 5,000 | 5,000 | 10,000 | Narrative Justification Prepared by the Municipality | Toll Credits | Application 3049-2020-41 |
| | | | | S | - | - | - | - | - | | | |
| | | | | T | - | - | 5,000 | 5,000 | 10,000 | | | |
| 6 | Additional Funds for Acquisition of the Acquisition of Surveillance Cameras SITRAS buses for the Municipality of Ponce | Ponce | 2020 | F | - | - | 8,000 | - | 8,000 | Narrative Justification Submitted | Toll Credits | Application 3049-2020-1 |
| | | | | S | - | - | - | - | - | | | |
| | | | | T | - | - | 8,000 | - | 8,000 | | | |
| 7 | Additional funds for the Acquisition of Six (6) Paratransit Vans for the Municipality of Ponce | Ponce | 2020 | F | - | - | 7,000 | - | 7,000 | Narrative Justification Submitted | Toll Credits | Application 3049-2020-1 |
| | | | | S | - | - | - | - | - | | | |
| | | | | T | - | - | 7,000 | - | 7,000 | | | |
| 8 | Acquisition of three (3) 30-fleet buses & Additional funds for One (1) Trolley for the Municipality of Ponce | Ponce | 2020 | F | - | - | 523,944 | - | 523,944 | Narrative Justification Submitted | Toll Credits | Application 3049-2020-1 |
| | | | | S | - | - | - | - | - | | | |
| | | | | T | - | - | 523,944 | - | 523,944 | | | |
| 9 | Additional Funds for the Acquisition of 30-Ft Buses for the Municipality of Ponce | Ponce | 2021 | F | - | - | 1,600,901 | - | 1,600,901 | Narrative Justification Submitted | Toll Credits | Lapsing Funds FY18 Application 3049-2020-1 |
| | | | | S | - | - | - | - | - | | | |
| | | | | T | - | - | 1,600,901 | - | 1,600,901 | | | |
| 10 | Acquisition of computer software and hardware for the Municipality of Ceiba | PRHTA | 2019 | F | - | - | 2,600 | - | 2,600 | Narrative Justification Submitted | Toll Credits | Amendment pending PR-2018-019-01 |
| | | | | S | - | - | - | - | - | | | |
| | | | | T | - | - | 2,600 | - | 2,600 | | | |
| 11 | Communication Equipment Municipality of Florida | PRHTA | 2019 | F | - | - | 6,750 | - | 6,750 | Narrative Justification Submitted | Toll Credits | |
| | | | | S | - | - | - | - | - | | | |
| | | | | T | - | - | 6,750 | - | 6,750 | | | |
| 12 | Acquisition of property for the construction of the terminal of vehicles for the Municipality of Guanica | PRHTA | 2019 | F | - | - | 750,000 | - | 750,000 | Narrative Justification Submitted | Toll Credits | Application 5489-2019-08 |
| | | | | S | - | - | - | - | - | | | |
| | | | | T | - | - | 750,000 | - | 750,000 | | | |

GOVERNMENT OF PUERTO RICO
 PUERTO RICO DEPARTMENT OF TRANSPORTATION AND PUBLIC WORKS
 PUERTO RICO HIGHWAY AND TRANSPORTATION AUTHORITY
 STATEWIDE TRANSPORTATION IMPROVEMENT PROGRAM
 FISCAL YEARS 2019- 2022
 AMENDMENT #2
 Administrative Modification #1

SECTION 5339: BUS AND BUS FACILITIES FORMULA PROGRAM - URBANIZED AREA UNDER 200,000 POPULATION (UZA)

| Num. | Description | Grantee | Year Entered | Annual Element | | Three Year Program | | | Total Est. Cost | Project Justification | Source of Local Funds | Remarks |
|------|--|---------|--------------|----------------|------|--------------------|---------|-----------|-----------------|--|-----------------------|---|
| | | | | | 2019 | 2020 | 2021 | 2022 | | | | |
| 13 | Construction of the Terminal for the Municipality of Guanica | PRHTA | 2019 | F | - | - | | 2,091,600 | 2,091,600 | Narrative Justification Submitted | Toll Credits | Application 5489-2019-08. Additional Funds FY21:\$1,838,280 |
| | | | | S | - | - | - | - | - | | | |
| | | | | T | - | - | - | 2,091,600 | 2,091,600 | | | |
| 14 | Bus stops and signs for the Municipality of Guanica | PRHTA | 2019 | F | - | - | 169,350 | - | 169,350 | Narrative Justification Submitted | Toll Credits | Application 5489-2019-08 |
| | | | | S | - | - | - | - | - | | | |
| | | | | T | - | - | 169,350 | - | 169,350 | | | |
| 15 | Acquisition and Installation of Signage and Electronic Programming System along the Trolley Route Streets & Stops for users information and orientation for the Municipality of Guayanilla Transportation System | PRHTA | 2020 | F | - | - | 700,000 | - | 700,000 | Narrative Justification Prepared by the Municipality | Toll Credits | Conditioned to submittal of Transportation Study. |
| | | | | S | - | - | - | - | - | | | |
| | | | | T | - | - | 700,000 | - | 700,000 | | | |
| 16 | Acquisition of Six (6) Paratransit and Ten (10) Passenger Van to Expand service in Compliance with ADA requirement for the Municipality of Guayanilla | PRHTA | 2020 | F | - | - | 420,000 | - | 420,000 | Narrative Justification Prepared by the Municipality | Toll Credits | Conditioned to submittal of Transportation Study. |
| | | | | S | - | - | - | - | - | | | |
| | | | | T | - | - | 420,000 | - | 420,000 | | | |
| 17 | Acquisition of eight (8) Transit Vehicles for Expansion of the Transit Vehicle Fleet at the University of Puerto Rico at Mayagüez | PRHTA | 2020 | F | - | - | 675,416 | - | 675,416 | Narrative Justification Prepared by the University | Toll Credits | Application: 5489-2020-25 |
| | | | | S | - | - | - | - | - | | | |
| | | | | T | - | - | 675,416 | - | 675,416 | | | |
| 18 | Equipment for a Bus Arrival Information System for the Transit Services at the University of Puerto Rico at Mayagüez | PRHTA | 2020 | F | - | - | 3,315 | - | 3,315 | Narrative Justification Prepared by the University | Toll Credits | Application: 5489-2020-25 |
| | | | | S | - | - | - | - | - | | | |
| | | | | T | - | - | 3,315 | - | 3,315 | | | |
| 19 | Purchase of New Equipment for the Vehicle Maintenance Shop the University of Puerto Rico at Mayagüez | PRHTA | 2020 | F | - | - | 55,776 | - | 55,776 | Narrative Justification Prepared by the University | Toll Credits | Application: 5489-2020-25 |
| | | | | S | - | - | - | - | - | | | |
| | | | | T | - | - | 55,776 | - | 55,776 | | | |
| 20 | Instalation of Bus Shelters for University of Puerto Rico at Mayagüez | PRHTA | 2021 | F | - | - | - | 165,045 | 165,045 | Narrative Justification Prepared by the University | Toll Credits | |
| | | | | S | - | - | - | - | - | | | |
| | | | | T | - | - | - | 165,045 | 165,045 | | | |
| 21 | Acquisition of six (6) Transit High Roof 148"wheelbase HD 350 VAN for Transportation Hub and Transport Services -Inter American University of Puerto Rico, San German Campus | PRHTA | 2020 | F | - | - | 481,014 | - | 481,014 | Narrative Justification Prepared by the University | Toll Credits | Application: 5489-2020-25 |
| | | | | S | - | - | - | - | - | | | |
| | | | | T | - | - | 481,014 | - | 481,014 | | | |
| 22 | Bus Depot Support Vehicle with Vehicle Signage- Inter American University of Puerto Rico, San German Campus. | PRHTA | 2020 | F | - | - | 38,050 | - | 38,050 | Narrative Justification Prepared by the University | Toll Credits | Application: 5489-2020-25 |
| | | | | S | - | - | - | - | - | | | |
| | | | | T | - | - | 38,050 | - | 38,050 | | | |

GOVERNMENT OF PUERTO RICO
 PUERTO RICO DEPARTMENT OF TRANSPORTATION AND PUBLIC WORKS
 PUERTO RICO HIGHWAY AND TRANSPORTATION AUTHORITY
 STATEWIDE TRANSPORTATION IMPROVEMENT PROGRAM
 FISCAL YEARS 2019- 2022
 AMENDMENT #2
 Administrative Modification #1

SECTION 5339: BUS AND BUS FACILITIES FORMULA PROGRAM - URBANIZED AREA UNDER 200,000 POPULATION (UZA)

| Num. | Description | Grantee | Year Entered | Annual Element | | Three Year Program | | | Total Est. Cost | Project Justification | Source of Local Funds | Remarks |
|------|--|-----------------------------|--------------|----------------|------|--------------------|-----------|-----------|-----------------|--|-----------------------|---------------------------|
| | | | | | 2019 | 2020 | 2021 | 2022 | | | | |
| 23 | Storage Facilities and related Infrastructure - Inter American University of Puerto Rico, San German Campus | PRHTA | 2020 | F | - | - | 405,000 | - | 405,000 | Narrative Justification Prepared by the University | Toll Credits | Application 5489-2020-41 |
| | | | | S | - | - | - | - | - | | | |
| | | | | T | - | - | 405,000 | - | 405,000 | | | |
| 24 | Bus Depot Equipment, Machinery and Service Tools- Inter American University of Puerto Rico, San German | PRHTA | 2020 | F | - | - | 15,280 | - | 15,280 | Narrative Justification Prepared by the Municipality | Toll Credits | Application: 5489-2020-25 |
| | | | | S | - | - | - | - | - | | | |
| | | | | T | - | - | 15,280 | - | 15,280 | | | |
| 25 | Remodeling of existing twenty one (21) Bus Stop within campus and to San German Transit route- Inter American University of Puerto Rico, San German | PRHTA | 2020 | F | - | - | 22,890 | - | 22,890 | Narrative Justification Prepared by the University | Toll Credits | Application: 5489-2020-25 |
| | | | | S | - | - | - | - | - | | | |
| | | | | T | - | - | 22,890 | - | 22,890 | | | |
| 26 | Construction of ten (10) planned Fixed-Route bus stops within campus and to San German Transit route- Inter American University of Puerto Rico, San German | PRHTA | 2020 | F | | | 153,400 | | 153,400 | Narrative Justification Prepared by the University | Toll Credits | Application: 5489-2020-41 |
| | | | | S | | | | | - | | | |
| | | | | T | | | 153,400 | | 153,400 | | | |
| 27 | Acquire require technology such as, computers, printers, radios, GPS and WiFi, and bus signage- Inter American Univerity of Puerto Rico, San German | PRHTA | 2020 | F | - | - | 24,540 | - | 24,540 | Narrative Justification Prepared by the University | Toll Credits | Application: 5489-2020-25 |
| | | | | S | - | - | - | - | - | | | |
| | | | | T | - | - | 24,540 | - | 24,540 | | | |
| 28 | Initial Bus Depot Inventories- Inter American University, San German. | PRHTA | 2020 | F | - | - | 4,025 | - | 4,025 | Narrative Justification Prepared by the University | Toll Credits | Application: 5489-2020-41 |
| | | | | S | - | - | - | - | - | | | |
| | | | | T | - | - | 4,025 | - | 4,025 | | | |
| 29 | Acquisition of Ten (10) radio communication systems for the Municipality of Villalba | Villalba | 2020 | F | - | - | 25,000 | - | 25,000 | Narrative Justification Prepared by the Municipality | Toll Credits | Application: 6416-2020-4 |
| | | | | S | - | - | - | - | - | | | |
| | | | | T | - | - | 25,000 | - | 25,000 | | | |
| 30 | Automatic Passenger Counter for Eight (8) Buses for the Municipality of Villalba | Villalba | 2020 | F | - | - | 10,000 | - | 10,000 | Narrative Justification Prepared by the Municipality | Toll Credits | Carryover FY20 |
| | | | | S | - | - | - | - | - | | | |
| | | | | T | - | - | 10,000 | - | 10,000 | | | |
| 31 | Security System for the Municipality of Villalba | Villalba | 2020 | F | - | - | 15,000 | - | 15,000 | Narrative Justification Prepared by the Municipality | Toll Credits | Carryover FY20 |
| | | | | S | - | - | - | - | - | | | |
| | | | | T | - | - | 15,000 | - | 15,000 | | | |
| 32 | Acquisition of Shop Equipment for Collective Transportation Terminal of the Municipality of Villalba | Villalba | 2020 | F | - | - | 60,000 | - | 60,000 | Narrative Justification Submitted | Toll Credits | Carryover FY20 |
| | | | | S | - | - | - | - | - | | | |
| | | | | T | - | - | 60,000 | - | 60,000 | | | |
| 33 | Acquisition of Office Equipment for Collective Transportation Terminal of the Municipality of Villalba | Villalba | 2020 | F | - | - | 20,000 | - | 20,000 | Narrative Justification Submitted | Toll Credits | Carryover FY20 |
| | | | | S | - | - | - | - | - | | | |
| | | | | T | - | - | 20,000 | | 20,000 | | | |
| | | Total Federal Funds: | | F | - | - | 6,370,226 | 2,261,645 | 8,631,871 | | | |
| | | Total State or Local Funds: | | S | - | - | - | - | - | | | |
| | | Total | | T | - | - | 6,370,226 | 2,261,645 | 8,631,871 | | | |



Government of Puerto Rico

Puerto Rico Department of Transportation and Public Works
Puerto Rico Highway and Transportation Authority

Statewide Transportation Improvement Program (STIP)

FEDERAL TRANSIT ADMINISTRATION (FTA)

Urbanized Area Under 200,000 in Population (UZA)

Section 5339- Reprogrammed Funds

GOVERNMENT OF PUERTO RICO
 PUERTO RICO DEPARTMENT OF TRANSPORTATION AND PUBLIC WORKS
 PUERTO RICO HIGHWAY AND TRANSPORTATION AUTHORITY
 STATEWIDE TRANSPORTATION IMPROVEMENT PROGRAM
 FISCAL YEARS 2019 - 2022
 AMENDMENT #2
 Administrative Modification #1

SECTION 5339: REPROGRAMMING FUNDS, URBANIZED AREA UNDER 200,000 POPULATION AREA (UZA)

| Num. | Description | Grantee | Year Apportioned | Annual Element | | | | | Total Estimated Cost | Project Justification | Source of Local Funds | Remarks |
|------|---|-----------------------------|---------------------|----------------|------|------|-----------|------|-------------------------|--|-----------------------|---|
| | | | | | 2019 | 2020 | 2021 | 2022 | | | | |
| 1 | Acquisition of Six (6) Vehicles with Twelve (12) Passengers Capacity to Expand Service in Compliance with ADA Requirements for the Municipality of Arroyo | PRHTA | 2018 | F | - | - | 526,500 | - | 526,500 | Narrative Justification Prepared by the Municipality | Toll Credits | Project will be using Grants FY16 PR-2016-009 |
| | | | | S | - | - | - | - | - | | | |
| | | | | T | - | - | 526,500 | - | 526,500 | | | |
| 2 | Acquisition of computer software and hardware for the Municipality of Ceiba | PRHTA | 2019 | F | - | - | 3,283 | - | 3,283 | Narrative Justification Prepared by the Municipality | Toll Credits | Project will be using Grants FY16 PR-2016-010 |
| | | | | S | - | - | - | - | - | | | |
| | | | | T | - | - | 3,283 | - | 3,283 | | | |
| 3 | NEPA, Design and Engineering for the construction of the terminal of the vehicles for the Municipality of Guanica | PRHTA | 2019 | F | - | - | 66,000 | - | 66,000 | Narrative Justification Prepared by the Municipality | Toll Credits | Project will be using Grants FY16 PR-2016-009 |
| | | | | S | - | - | - | - | - | | | |
| | | | | T | - | - | 66,000 | - | 66,000 | | | |
| 4 | Acquisition of Six (6) Paratransits and Ten (10) Passenger Van to Expand service in Compliance with ADA requirements for the Municipality of Guayanilla | PRHTA | 2018 | F | - | - | 526,500 | - | 526,500 | Narrative Justification Prepared by the Municipality | Toll Credits | Project will be using Grants FY16 PR-2016-009 |
| | | | | S | - | - | - | - | - | | | |
| | | | | T | - | - | 526,500 | - | 526,500 | | | |
| | | Total Federal Funds: | | | - | - | 1,122,283 | - | 1,122,283 | | | |
| | | Total State or Local Funds: | | | - | - | - | - | - | | | |
| | | Total | | | - | - | 1,122,283 | - | 1,122,283 | | | |



Government of Puerto Rico

Puerto Rico Department of Transportation and Public Works
Puerto Rico Highway and Transportation Authority

Statewide Transportation Improvement Program (STIP)

FEDERAL TRANSIT ADMINISTRATION (FTA)

Urbanized Area Under 200,000 in Population (UZA)

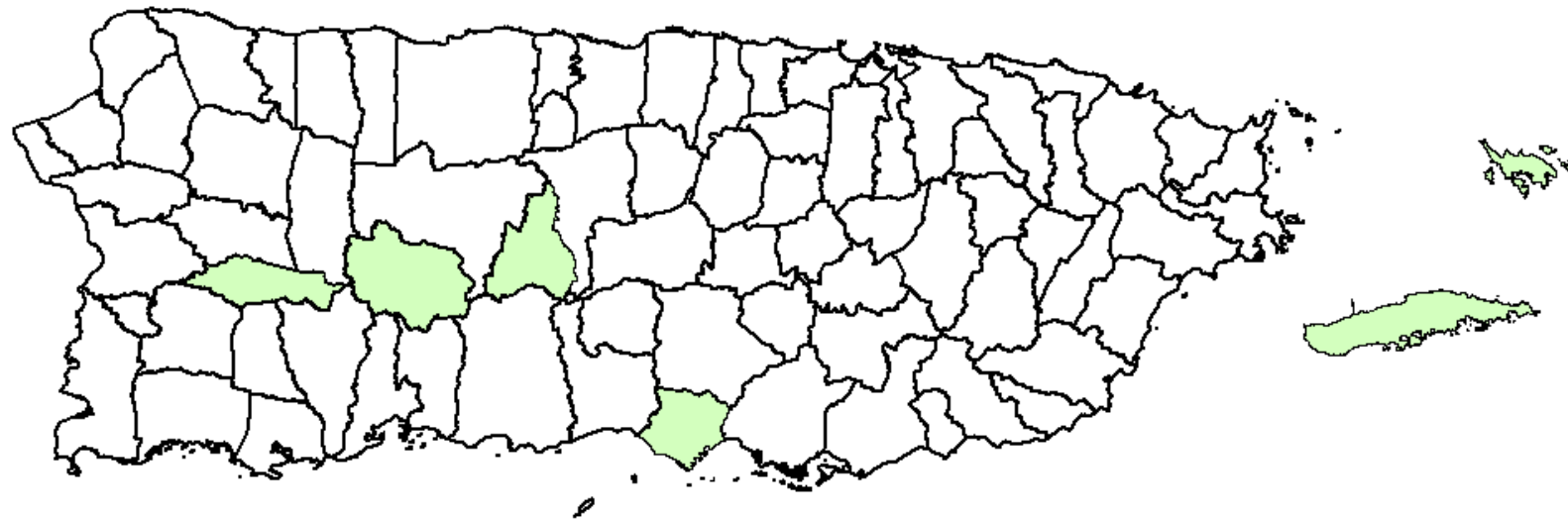
Coronavirus Aid, Relief, and Economic Security (CARES) Act

GOVERNMENT OF PUERTO RICO
 PUERTO RICO DEPARTMENT OF TRANSPORTATION AND PUBLIC WORKS
 PUERTO RICO HIGHWAY AND TRANSPORTATION AUTHORITY
 STATEWIDE TRANSPORTATION IMPROVEMENT PROGRAM
 FISCAL YEARS 2019 - 2022
 AMENDMENT #2
 Administrative Modification #1

SECTION 5307: Coronavirus Aid, Relief, and Economic Security (CARES) Act- URBANIZED AREA UNDER 200,000 POPULATION (UZA)

| Num. | Description | Grantee | Year Apportioned | Annual Element | | | | Total Estimated Cost | Project Justification | Source of Local Funds | Remarks | |
|------|--|-----------------------------|---------------------|----------------|------|------|-----------|-------------------------|-----------------------|--|---------|------|
| | | | | | 2019 | 2020 | 2021 | | | | | 2022 |
| 1 | Tanks for SITRAS Terminals Acquisition and Installation of Two Water Cistern | Ponce | 2021 | F | | | 29,043 | - | 29,043 | Narrative Justification Prepared by the Municipality | | |
| | | | | S | | | | - | - | | | |
| | | | | T | | | 29,043 | - | 29,043 | | | |
| 2 | Acquisition and Installation of 68 Trolley Stops and Signs for Terminal and Stops along the Trolley Routes- Municipality of Juana Díaz | PRHTA | 2021 | F | | | 870,400 | - | 870,400 | Narrative Justification Prepared by the Municipality | | |
| | | | | S | | | | - | - | | | |
| | | | | T | | | 870,400 | - | 870,400 | | | |
| 3 | Acquisition of eight (8) buses for the Fixed Routes Service for Municipality of Juana Díaz | PRHTA | 2021 | F | | | 1,407,600 | - | 1,407,600 | Narrative Justification Prepared by the Municipality | | |
| | | | | S | | | | - | - | | | |
| | | | | T | | | 1,407,600 | - | 1,407,600 | | | |
| 4 | Acquisition of Three (3) Buses for the Paratransit Service- Municipality of Luquillo | PRHTA | 2021 | F | | | 300,000 | - | 300,000 | Narrative Justification Prepared by the Municipality | | |
| | | | | S | | | | - | - | | | |
| | | | | T | | | 300,000 | - | 300,000 | | | |
| | | Total Federal Funds: | | F | - | - | 2,607,043 | - | 5,859,513 | | | |
| | | Total State or Local Funds: | | S | - | - | - | - | - | | | |
| | | Total | | T | - | - | 2,607,043 | - | 5,859,513 | | | |

Non-Urbanized Area (NUA)



 *Non-Urbanized Area (NUA)*





Government of Puerto Rico

Puerto Rico Department of Transportation and Public Works

Puerto Rico Highway and Transportation Authority

Statewide Transportation Improvement Program (STIP)

FEDERAL TRANSIT ADMINISTRATION (FTA)

Non-Urbanized Area (NUA)

(Under 50,000 in Population)

Section 5311

GOVERNMENT OF PUERTO RICO
DEPARTMENT OF TRANSPORTATION AND PUBLIC WORKS
HIGHWAY AND TRANSPORTATION AUTHORITY
STATEWIDE TRANSPORTATION IMPROVEMENT PROGRAM
FISCAL YEARS 2019 - 2022
AMENDMENT #2
Administrative Modification #1

Section 5311: Non-Urbanized Area Formula Program

| Num. | Description | Grantee | Year Apportioned | Annual Element | | | | Total Estimated Cost | Project Justification | Source of Local Funds | Remarks |
|------|---|-----------|------------------|----------------|------|------|-----------|----------------------|--|-----------------------|---------|
| | | | | | 2019 | 2020 | 2021 | 2022 | | | |
| 1 | Rebuilding and Rehabilitation of Main Passenger Terminal and Platform Finger Peers and Cargo - Mosquito | PRHTA/ATM | 2018 | F | | | 4,117,590 | | Narrative Justification Prepared by the Agency | Toll Credits | |
| | | | | S | - | - | | | | | |
| | | | | T | - | - | 4,117,590 | | | | |
| 2 | Operating Assistance for the Municipality of Coamo | PRHTA | 2019 | F | | | 281,550 | | Narrative Justification Prepared by the Municipality | Toll Credits | |
| | | | | S | | | | - | | | |
| | | | | T | | | 281,550 | | | | |
| 3 | Operating Assistance for the Municipality of Comerio | PRHTA | 2019 | F | | | 213,696 | | Narrative Justification Prepared by the Municipality | Toll Credits | |
| | | | | S | | | | - | | | |
| | | | | T | | | 213,696 | | | | |
| 4 | Preventive Maintenance for the Municipality of Comerio | PRHTA | 2019 | F | | | 61,887 | | Narrative Justification Prepared by the Municipality | Toll Credits | |
| | | | | S | | | | - | | | |
| | | | | T | | | 61,887 | - | | | |
| 5 | Drugs and Alcohol Test for the Municipality of Comerio | PRHTA | 2019 | F | | | 534 | | Narrative Justification Prepared by the Municipality | Toll Credits | |
| | | | | S | | | | - | | | |
| | | | | T | | | 534 | | | | |
| 6 | Operating Assistance for the Municipality of Jayuya | PRHTA | 2019 | F | | | 221,772 | | Narrative Justification Prepared by the Municipality | Toll Credits | |
| | | | | S | | | | - | | | |
| | | | | T | | | 221,772 | | | | |
| 7 | Preventive Maintenance for the Municipality of Jayuya | PRHTA | 2019 | F | | | 72,764 | | Narrative Justification Prepared by the Municipality | Toll Credits | |
| | | | | S | | | | - | | | |
| | | | | T | | | 72,764 | | | | |
| 8 | Project Administration for the Municipality of Jayuya | PRHTA | 2019 | F | | | 1,200 | | Narrative Justification Prepared by the Municipality | Toll Credits | |
| | | | | S | | | | - | | | |
| | | | | T | | | 1,200 | | | | |
| 9 | Operating Assistance for the Municipality of Orocovis | PRHTA | 2019 | F | | | 89,008 | | Narrative Justification Prepared by the Municipality | Toll Credits | |
| | | | | S | | | | - | | | |
| | | | | T | | | 89,008 | | | | |
| 10 | Preventive Maintenance for the Municipality of Orocovis | PRHTA | 2020 | F | | | 67,936 | | Narrative Justification Prepared by the Municipality | Toll Credits | |
| | | | | S | | | | - | | | |
| | | | | T | | - | 67,936 | | | | |

GOVERNMENT OF PUERTO RICO
DEPARTMENT OF TRANSPORTATION AND PUBLIC WORKS
HIGHWAY AND TRANSPORTATION AUTHORITY
STATEWIDE TRANSPORTATION IMPROVEMENT PROGRAM
FISCAL YEARS 2019 - 2022
AMENDMENT #2
Administrative Modification #1

Section 5311: Non-Urbanized Area Formula Program

| Num. | Description | Grantee | Year Apportioned | Annual Element | | | | Total Estimated Cost | Project Justification | Source of Local Funds | Remarks | |
|------|---|-----------------------------|------------------|----------------|------|------|-----------|----------------------|-----------------------|--|--------------|--------------------------------|
| | | | | | 2019 | 2020 | 2021 | | | | | 2022 |
| 11 | Preventive Maintenance for the Municipality of Vieques | PRHTA | 2020 | F | | | | 1,800 | 1,800 | Narrative Justification Prepared by the Municipality | Toll Credits | |
| | | | | S | | | | | - | | | |
| | | | | T | | | - | 1,800 | 1,800 | | | |
| 12 | Operating Assistance for the Municipality of Vieques | PRHTA | 2020 | F | | | 76,977 | 28,114 | 105,091 | Narrative Justification Prepared by the Municipality | Toll Credits | |
| | | | | S | | | | | - | | | |
| | | | | T | | | 76,977 | 28,114 | 105,091 | | | |
| 13 | State Administration | PRHTA | 2020 | F | | | 222,720 | | 222,720 | Narrative Justification Prepared by the Municipality | Toll Credits | |
| | | | | S | | | | | - | | | |
| | | | | T | | - | 222,720 | - | 222,720 | | | |
| 14 | Eastway Bus- New Rout to Provide the Municipalities of Culebra & Vieques continued service to the Metro Area- Ceiba to the Metro Area | PRHTA | 2020 | F | | | 633,019 | | 633,019 | Narrative Justification Prepared by the Municipality | Toll Credits | Carryover Funds FY20 \$293,251 |
| | | | | S | | | | | - | | | |
| | | | | T | | | 633,019 | - | 633,019 | | | |
| | | Total Federal Funds: | | | - | - | 6,060,653 | 29,914 | 6,090,567 | | | |
| | | Total State or Local Funds: | | | - | - | - | - | - | | | |
| | | Total | | | - | - | 6,060,653 | 29,914 | 6,090,567 | | | |



Government of Puerto Rico

Puerto Rico Department of Transportation and Public Works

Puerto Rico Highway and Transportation Authority

Statewide Transportation Improvement Program (STIP)

FEDERAL TRANSIT ADMINISTRATION (FTA)

Non-Urbanized Area (NUA)

(Under 50,000 in Population)

RTAP

GOVERNMENT OF PUERTO RICO
DEPARTMENT OF TRANSPORTATION AND PUBLIC WORKS
HIGHWAY AND TRANSPORTATION AUTHORITY
STATEWIDE TRANSPORTATION IMPROVEMENT PROGRAM
FISCAL YEARS 2019 - 2022
AMENDMENT #2
Administrative Modification #1

Section 5311: Non Urbanized Area, RTAP

| Num. | Description | Grantee | Year Apportioned | Annual Element | | Three Years Program | | | Total | Project Justification | Source of Local Funds | Remarks |
|------|-------------|-----------------------------|------------------|----------------|------|---------------------|---------|------|-----------|-----------------------|-----------------------|---|
| | | | | | 2019 | 2020 | 2021 | 2022 | Est. Cost | | | |
| 1 | RTAP | PRHTA | 2020 | F | | | 197,184 | - | 197,184 | | | Carryover Funds FY 19 \$98,131 TRAMS 5489-2021-2 |
| | | | | S | - | - | - | - | - | | | |
| | | | | T | - | | 197,184 | - | 197,184 | | | |
| | | | | | - | - | 197,184 | - | 197,184 | | | |
| | | Total Federal Funds: | | | - | - | 197,184 | - | 197,184 | | | |
| | | Total State or Local Funds: | | | - | - | - | - | - | | | |
| | | Total | | | - | - | 197,184 | - | 197,184 | | | |



Government of Puerto Rico

Puerto Rico Department of Transportation and Public Works

Puerto Rico Highway and Transportation Authority

Statewide Transportation Improvement Program (STIP)

FEDERAL TRANSIT ADMINISTRATION (FTA)

Non-Urbanized Area (NUA)

(Under 50,000 in Population)

Section 5310

GOVERNMENT OF PUERTO RICO
PUERTO RICO DEPARTMENT OF TRANSPORTATION AND PUBLIC WORKS
PUERTO RICO HIGHWAY AND TRANSPORTATION AUTHORITY
STATEWIDE TRANSPORTATION IMPROVEMENT PROGRAM
FISCAL YEARS 2019 - 2022
AMENDMENT #2
Administrative Modification #1

SECTION 5310: Non-Urbanized Area Formula Program

| Num. | Description | Grantee | Year Entered | Annual Element | | Three Year Program | | | Total Est. Cost | Project Justification | Source of Local Funds | Remarks |
|-----------------------------|--|---------|--------------|----------------|---------|--------------------|------|---------|-----------------|-----------------------|-----------------------|---------|
| | | | | | 2019 | 2020 | 2021 | 2022 | | | | |
| 1 | Projects for Elderly and Persons with Disabilities Program for Municipalities Belong on UZA's <200,000 | PRHTA | 2017 | F | 198,529 | - | - | - | 198,529 | | | |
| | | | | S | - | - | - | - | | | | |
| | | | | T | 198,529 | - | - | - | 198,529 | | | |
| Total Federal Funds: | | | | 198,529 | - | - | - | 198,529 | | | | |
| Total State or Local Funds: | | | | - | - | - | - | - | | | | |
| Total | | | | 198,529 | - | - | - | 198,529 | | | | |



Government of Puerto Rico

Puerto Rico Department of Transportation and Public Works

Puerto Rico Highway and Transportation Authority

Statewide Transportation Improvement Program (STIP)

FEDERAL TRANSIT ADMINISTRATION (FTA)

FERRY BOAT PROGRAM

Section 1121

GOVERNMENT OF PUERTO RICO
PUERTO RICO DEPARTMENT OF TRANSPORTATION AND PUBLIC WORKS
PUERTO RICO HIGHWAY AND TRANSPORTATION AUTHORITY
STATEWIDE TRANSPORTATION IMPROVEMENT PROGRAM
FISCAL YEARS 2019 - 2022
AMENDMENT #2
Administrative Modification #1

SECTION 1121: FERRY BOAT PROGRAM

| Num. | Description | Grantee | Year | Annual Element | | Three Years Program | | | Total | Project Justification | Source of Local Funds | Remarks |
|-----------------------------|---|-----------|-------------|----------------|------|---------------------|------|------|-----------|-----------------------|-----------------------|-----------------|
| | | | Apportioned | | 2019 | 2020 | 2021 | 2022 | Est. Cost | | | |
| 1 | Maintenance of Ferries for Vieques and Culebra Routes | PRHTA/ATM | 2020 | F | | 301,187 | - | - | 301,187 | | Toll Credits | FY19 Allocation |
| | | | | S | | | - | - | - | | | |
| | | | | T | - | 301,187 | - | - | 301,187 | | | |
| Total Federal Funds: | | | | | | 301,187 | - | - | 301,187 | | | |
| Total State or Local Funds: | | | | | - | - | - | - | - | | | |
| Total | | | | | - | 301,187 | - | - | 301,187 | | | |



Government of Puerto Rico

Puerto Rico Department of Transportation and Public Works

Puerto Rico Highway and Transportation Authority

Statewide Transportation Improvement Program (STIP)

Fiscal Years 2019-2022 - Amendment 2

FEDERAL HIGHWAY ADMINISTRATION (FHWA)

GOVERNMENT OF PUERTO RICO
PUERTO RICO DEPARTMENT OF TRANSPORTATION AND PUBLIC WORKS
PUERTO RICO HIGHWAY AND TRANSPORTATION AUTHORITY
STATEWIDE TRANSPORTATION IMPROVEMENT PROGRAM

| Source of Funds | | | |
|-----------------|--------------------------------------|-----------|--|
| CODE | DESCRIPTION | CODE | DESCRIPTION |
| MP10 | Puerto Rico Highway 25% MAP-21 | ER-90 | Emergency Relief 2013 Supplement |
| MP1E | Puerto Rico Highway 25% MAP-21 Ext. | ER11 | Emergency Relief 2017 Supplement |
| MP20 | Puerto Rico Highway NHPP 50% | ER12 | Emergency Relief 2018 Supplement |
| MP2E | Puerto Rico Highway NHPP 50% Ext. | STATE | Funding Provided by any agency of the Commonwealth of PR - Agency name will appear in the "Remarks" section. |
| MP30 | Puerto Rico Highway HSIP 25% | Earmark | Earmark Section 1934 |
| MP3E | Puerto Rico Highway HSIP 25% Ext. | ERFO | Emergency Relief for Federally Owned Roads |
| MP40 | Puerto Rico Section 154 Penalty | ZP10/ZP1E | Puerto Rico Highway 25% - FAST |
| MP4E | Puerto Rico Section 154 Penalty Ext. | ZP20/ZP2E | Puerto Rico Highway NHPP 50% - FAST |
| MP50 | Puerto Rico Section 164 Penalty | ZP30/ZP3E | Puerto Rico Highway HSIP 25% - FAST |
| MP5E | Puerto Rico Section 164 Penalty Ext | ZP40/ZP4E | Puerto Rico Section 154 Penalty - FAST |
| Q920 | High Priority Projects - TEA21 | ZP50/ZP5E | Puerto Rico Section 164 Penalty - FAST |
| ER-80 | Emergency Relief 2012 Supplement | ZP53 | Pavement Set Aside |

Under the Consolidated Appropriation Act, PRHTA was allocated an estimated \$16.0M for highway projects. Said allocation will be used as a contingency and supplementary fund for all federally funded projects that come in excess of their estimated budget.

In addition to the projects listed in this document, the government is currently investing millions of dollars of state funds for the repavement and rehabilitation of secondary and tertiary roads. This initiative is known as "Abriendo Caminos".

CRRSSA funds (aprox. \$35M) may be used to obligate landslide and other ER Construction projects on the federal aid system without an approved DDIR (not eligible under ER Program) as well as a contingency fund.

~\$47M from state funds will be used toward obligating federally funded projects before the end of Federal FY 2019.

Please Note:

The remarks listed under the "Remarks" section for each project is listed as general information for the project and not just the project phase.

Fund Reconciliation FY 2019-2022

STIP FY 2019

Revised on: March 23, 2021

| | | | | | | Values | | | | |
|-------------|---------|--|-----------------------------------|---------------|------------|---------------|--------------|---------------------|-------------|---------------|
| Code | AC # | Description | Municipality | Project Phase | STIP Line* | Federal.Share | Toll.Credits | Total.Federal Funds | State.Funds | Total Amount |
| ZP-10 | 411901 | Connector | Las Marias | C | 9 | \$9,109,412 | \$2,277,353 | \$11,386,765 | \$0 | \$11,386,765 |
| | 800356 | Existing Box Culvert Ext. PR-135 km.19 | Adjuntas | C | 18 | \$335,616 | \$83,904 | \$419,520 | \$0 | \$419,520 |
| | 800509 | DTL - Phase 6 - ITS | San Juan / Trujillo Alto / Caguas | C | 4 | \$128,600 | \$32,150 | \$160,750 | \$0 | \$160,750 |
| | 800511 | Pavement | Islandwide | C | 19 | \$7,810,858 | \$1,952,714 | \$9,763,572 | \$0 | \$9,763,572 |
| | 900132 | SPR-56 | Islandwide | PE | 23 | \$4,800,000 | \$1,200,000 | \$6,000,000 | \$0 | \$6,000,000 |
| | 900133 | Bridges - Rehabilitation, Replacement and Critical | Islandwide | C | 27 | \$7,999,711 | \$1,999,928 | \$9,999,639 | \$0 | \$9,999,639 |
| | (blank) | Bridges 2271, 2335, 2370, 2372 on PR-52 | Ponce | C | 17 | \$8,000,000 | \$2,000,000 | \$10,000,000 | \$0 | \$10,000,000 |
| | 18760 | Additional Funds 'Feasibility Study PR-187 Bypass | Loiza | PE | 1 | \$70,643 | \$17,661 | \$88,304 | \$0 | \$88,304 |
| ZP-20 | 800509 | DTL - Phase 6 - ITS | San Juan / Trujillo Alto / Caguas | C | 4 | \$4,000,000 | \$1,000,000 | \$5,000,000 | \$0 | \$5,000,000 |
| | 800511 | Pavement | Islandwide | C | 19 | \$24,000,000 | \$6,000,000 | \$30,000,000 | \$0 | \$30,000,000 |
| | 800513 | Bridge Preservation | Islandwide | C | 31 | \$5,427,921 | \$1,356,980 | \$6,784,901 | \$0 | \$6,784,901 |
| | 990153 | ITS | Islandwide | C | 39 | \$760,000 | \$190,000 | \$950,000 | \$0 | \$950,000 |
| | 992480 | NBIS-35 | Islandwide | D | 35 | \$4,219,919 | \$1,054,980 | \$5,274,898 | \$0 | \$5,274,898 |
| | (blank) | Bridges 2271, 2335, 2370, 2372 on PR-52 | Ponce | C | 17 | \$4,804,862 | \$1,201,216 | \$6,006,078 | \$0 | \$6,006,078 |
| ZP-30 | 411901 | Connector | Las Marias | C | 9 | \$0 | \$0 | \$0 | \$0 | \$0 |
| | 800509 | DTL - Phase 6 - ITS | San Juan / Trujillo Alto / Caguas | C | 4 | \$4,800,000 | \$1,200,000 | \$6,000,000 | \$0 | \$6,000,000 |
| | 800514 | Highway Safety Improvements | Islandwide | C | 43 | \$24,239,270 | \$6,059,818 | \$30,299,088 | \$0 | \$30,299,088 |
| Grand Total | | | | | | \$110,506,811 | \$27,626,703 | \$138,133,514 | \$0 | \$138,133,514 |

Fund Reconciliation FY 2019-2022

STIP FY 2020

Revised on: June 7, 2021

| | | | | | | Values | | | | |
|-------------|---------|---|--------------|---------------|------------|---------------|--------------|---------------------|-------------|---------------|
| Code | AC # | Description | Municipality | Project Phase | STIP Line* | Federal.Share | Toll.Credits | Total.Federal Funds | State.Funds | Total Amount |
| ZP-10 | 800518 | Pavement | Islandwide | C | 20 | \$0 | \$0 | \$0 | \$0 | \$0 |
| | 800521 | Highway Safety Improvements | Islandwide | C | 44 | \$12,900,000 | \$3,225,000 | \$16,125,000 | \$0 | \$16,125,000 |
| | 900134 | SPR-57 | Islandwide | PE | 24 | \$4,800,000 | \$1,200,000 | \$6,000,000 | \$0 | \$6,000,000 |
| | 520120 | Pavement Rehabilitation PR-52 from km 102.1 to km 106 | Ponce | C | 17 | \$3,200,000 | \$800,000 | \$4,000,000 | \$0 | \$4,000,000 |
| ZP-20 | 800517 | Bridge Preservation | Islandwide | C | 32 | \$0 | \$0 | \$0 | \$0 | \$0 |
| | 800518 | Pavement | Islandwide | C | 20 | \$5,256,478 | \$1,314,119 | \$6,570,597 | \$0 | \$6,570,597 |
| | 900135 | Bridges - Rehabilitation, Replacement and Critical | Islandwide | C | 28 | \$13,840,000 | \$3,460,000 | \$17,300,000 | \$0 | \$17,300,000 |
| | 990156 | ITS | Islandwide | C | 40 | \$3,200,000 | \$800,000 | \$4,000,000 | \$0 | \$4,000,000 |
| | 520120 | Pavement Rehabilitation PR-52 from km 102.1 to km 106 | Ponce | C | 17 | \$15,000,000 | \$3,750,000 | \$18,750,000 | \$0 | \$18,750,000 |
| | 992481 | NBIS-36 | Islandwide | D | 36 | \$1,036,814 | \$259,203 | \$1,296,017 | \$0 | \$1,296,017 |
| | (blank) | Highway Safety Improvements | Islandwide | C | 44 | \$266,709 | \$66,677 | \$333,386 | \$0 | \$333,386 |
| ZP-30 | 800520 | SHSP | Islandwide | C | 48 | \$400,000 | \$100,000 | \$500,000 | \$0 | \$500,000 |
| | 800521 | Highway Safety Improvements | Islandwide | C | 44 | \$20,500,000 | \$5,125,000 | \$25,625,000 | \$0 | \$25,625,000 |
| ZP-40 | 990157 | Section 154 & 164 Penalty | Islandwide | C | 52 | \$1,520,000 | \$380,000 | \$1,900,000 | \$0 | \$1,900,000 |
| ZP-50 | 990157 | Section 154 & 164 Penalty | Islandwide | C | 52 | \$1,520,000 | \$380,000 | \$1,900,000 | \$0 | \$1,900,000 |
| ZP-53 | (blank) | Pavement Set Aside | Islandwide | C | (blank) | \$23,612,466 | \$5,903,117 | \$29,515,583 | \$0 | \$29,515,583 |
| Grand Total | | | | | | \$107,052,466 | \$26,763,117 | \$133,815,583 | \$0 | \$133,815,583 |

Fund Reconciliation FY 2019-2022

STIP FY 2021

Revised on: June 2, 2021

| Code | AC # | Description | Municipality | Project Phase | STIP Line* | Values | | | | |
|-------------|---------|--|-----------------------------------|---------------|------------|---------------|--------------|---------------------|-------------|---------------|
| | | | | | | Federal.Share | Toll.Credits | Total.Federal Funds | State.Funds | Total Amount |
| ZP-10 | 800556 | Pavement | Islandwide | C | 21 | \$104,158 | \$26,039 | \$130,197 | \$0 | \$130,197 |
| | 900139 | SPR-58 | Islandwide | PE | 25 | \$4,800,000 | \$1,200,000 | \$6,000,000 | \$0 | \$6,000,000 |
| | 800554 | Highway Safety Improvements | Islandwide | C | 45 | \$5,323,092 | \$1,330,773 | \$6,653,865 | \$0 | \$6,653,865 |
| | 900137 | Bridges - Rehabilitation, Replacement and Critical | Islandwide | C | 29 | \$9,507,150 | \$2,376,788 | \$11,883,938 | \$0 | \$11,883,938 |
| | | | | R | 29 | \$ 205,600 | \$ 51,400 | \$ 257,000 | \$0 | \$ 257,000 |
| | (blank) | Extension PR-5, from PR-199 to PR-167 | Bayamon | NEPA | (blank) | \$960,000 | \$240,000 | \$1,200,000 | | \$1,200,000 |
| ZP-20 | 100081 | ER - PR10 | Utuado / Adjuntas | C | 11 | \$1,600,000 | \$400,000 | \$2,000,000 | \$0 | \$2,000,000 |
| | 520129 | Truck Weigh Station | Juana Diaz | C | 15 | \$4,000,000 | \$1,000,000 | \$5,000,000 | \$0 | \$5,000,000 |
| | 800510 | Additional Funds DTL - Noise Barriers | San Juan / Trujillo Alto / Caguas | C | 5 | \$800,000 | \$200,000 | \$1,000,000 | \$0 | \$1,000,000 |
| | 800523 | Noise Barriers - Rio Hondo III | Bayamon / Toa Alta | C | 6 | \$1,600,000 | \$400,000 | \$2,000,000 | \$0 | \$2,000,000 |
| | 800556 | Pavement | Islandwide | C | 21 | \$15,592,750 | \$3,898,188 | \$19,490,938 | \$0 | \$19,490,938 |
| | 800552 | Bridge Preservation | Islandwide | C | 33 | \$2,240,000 | \$560,000 | \$2,800,000 | \$0 | \$2,800,000 |
| | 992482 | NBIS-37 | Islandwide | D | 37 | \$6,400,000 | \$1,600,000 | \$8,000,000 | \$0 | \$8,000,000 |
| | 990165 | ITS | Islandwide | C | 41 | \$5,440,000 | \$1,360,000 | \$6,800,000 | \$0 | \$6,800,000 |
| | 900137 | Bridges - Rehabilitation, Replacement and Critical | Islandwide | C | 29 | \$4,127,250 | \$1,031,812 | \$5,159,062 | \$0 | \$5,159,062 |
| ZP-30 | 800556 | Pavement | Islandwide | C | 21 | \$0 | \$0 | \$0 | \$0 | \$0 |
| | 800554 | Highway Safety Improvements | Islandwide | C | 45 | \$20,127,308 | \$5,031,827 | \$25,159,135 | \$0 | \$25,159,135 |
| | 800558 | SHSP | Islandwide | C | 49 | \$772,692 | \$193,173 | \$965,865 | \$0 | \$965,865 |
| ZP-40 | 990168 | Section 154 & 164 Penalty | Islandwide | C | 53 | \$1,520,000 | \$380,000 | \$1,900,000 | \$0 | \$1,900,000 |
| ZP-50 | 990168 | Section 154 & 164 Penalty | Islandwide | C | 53 | \$1,520,000 | \$380,000 | \$1,900,000 | \$0 | \$1,900,000 |
| ZP-53 | (blank) | Pavement Set Aside | Islandwide | C | (blank) | \$23,600,000 | \$5,900,000 | \$29,500,000 | \$0 | \$29,500,000 |
| Grand Total | | | | | | \$110,240,000 | \$27,560,000 | \$137,800,000 | \$0 | \$137,800,000 |

Fund Reconciliation FY 2019-2022

STIP FY 2022

Revised on: June 2, 2021

| | | | | | | Values | | | | |
|-------------|---------|--|--------------|---------------|------------|---------------|--------------|---------------------|-------------|---------------|
| Code | AC # | Description | Municipality | Project Phase | STIP Line* | Federal.Share | Toll.Credits | Total.Federal Funds | State.Funds | Total Amount |
| ZP-10 | 800557 | Pavement | Islandwide | C | 22 | \$0 | \$0 | \$0 | \$0 | \$0 |
| | 900140 | SPR-59 | Islandwide | PE | 26 | \$4,800,000 | \$1,200,000 | \$6,000,000 | \$0 | \$6,000,000 |
| | (blank) | Highway Safety Improvements | Islandwide | C | 46 | \$11,952,000 | \$2,988,000 | \$14,940,000 | \$0 | \$14,940,000 |
| | | Bridges - Rehabilitation, Replacement and Critical | Islandwide | C | 30 | \$3,120,000 | \$780,000 | \$3,900,000 | \$0 | \$3,900,000 |
| | | | | R | 30 | \$1,028,000 | \$257,000 | \$1,285,000 | \$0 | \$1,285,000 |
| ZP-20 | 800557 | Pavement | Islandwide | C | 22 | \$20,228,000 | \$5,057,000 | \$25,285,000 | \$0 | \$25,285,000 |
| | 900138 | Bridges - Rehabilitation, Replacement and Critical | Islandwide | C | 30 | \$3,046,011 | \$761,503 | \$3,807,514 | \$0 | \$3,807,514 |
| | 800553 | Bridge Preservation | Islandwide | C | 34 | \$6,645,989 | \$1,661,497 | \$8,307,486 | \$0 | \$8,307,486 |
| | 990166 | ITS | Islandwide | C | 42 | \$5,480,000 | \$1,370,000 | \$6,850,000 | \$0 | \$6,850,000 |
| | 992483 | NBIS-38 | Islandwide | D | 38 | \$6,400,000 | \$1,600,000 | \$8,000,000 | \$0 | \$8,000,000 |
| ZP-30 | 800555 | Highway Safety Improvements | Islandwide | C | 46 | \$20,189,497 | \$5,047,374 | \$25,236,871 | \$0 | \$25,236,871 |
| | 800559 | SHSP | Islandwide | C | 50 | \$710,503 | \$177,626 | \$888,129 | \$0 | \$888,129 |
| ZP-40 | 990169 | Section 154 & 164 Penalty | Islandwide | C | 54 | \$1,520,000 | \$380,000 | \$1,900,000 | \$0 | \$1,900,000 |
| ZP-50 | 990169 | Section 154 & 164 Penalty | Islandwide | C | 54 | \$1,520,000 | \$380,000 | \$1,900,000 | \$0 | \$1,900,000 |
| ZP-53 | (blank) | Pavement Set Aside | Islandwide | C | 22 | \$23,600,000 | \$5,900,000 | \$29,500,000 | \$0 | \$29,500,000 |
| Grand Total | | | | | | \$110,240,000 | \$27,560,000 | \$137,800,000 | \$0 | \$137,800,000 |

GOVERNMENT OF PUERTO RICO
PUERTO RICO DEPARTMENT OF TRANSPORTATION AND PUBLIC WORKS
PUERTO RICO HIGHWAY AND TRANSPORTATION AUTHORITY
STATEWIDE TRANSPORTATION IMPROVEMENT PROGRAM
FISCAL YEARS 2019-2022 - AMENDMENT #2
Administrative Modification #1

Legend:
F - Federal Funds
TC - Toll Credits Funds
S - State /Local Funds
T - Total Funds

| Núm. | AC-Code / Oracle # / Fed # / Program Code | Description | Town | Phase | Fed. Past Obligations / Locally Funded | 2019 | 2020 | 2021 | 2022 | Future Investment | Total Est. Cost | Remarks |
|------------------------------------|---|---|-------------------------------------|-----------------|--|---------|--------|------|------|-------------------|-----------------|--|
| UA>1,000,000 Population (San Juan) | | | | | | | | | | | | |
| 1 | AC-018760 S000187060 187(9) ZP-10/ZP-1E | Feasibility and Update Envirnomental Study South Bypass from PR-188 to Mediania Baja (PR-187) (CFHWA) | Loíza | NEPA | F | - | - | - | - | - | - | |
| | | | | | TC | - | - | - | - | - | - | |
| | | | | | S | - | - | - | - | - | - | |
| | | | | | T | - | - | - | - | - | - | |
| | | | | Pre-Engineering | F | 390,318 | 70,643 | - | - | - | 460,962 | Obligated \$494,103 in FY 2017 Additional funds of \$88,304 was obligated in FY 2019 |
| | | | | | TC | 97,580 | 17,661 | - | - | - | 115,240 | |
| | | | | | S | 6,205 | - | - | - | - | 6,205 | |
| | | | | | T | 494,103 | 88,304 | - | - | - | 582,407 | |
| | | | | Design | F | - | - | - | - | 800,000 | 800,000 | Requested under CDBG |
| | | | | | TC | - | - | - | - | 200,000 | 200,000 | |
| | | | | | S | - | - | - | - | - | - | |
| | | | | | T | - | - | - | - | 1,000,000 | 1,000,000 | |
| | | | | ROW | F | - | - | - | - | 2,000,000 | 2,000,000 | Requested under CDBG |
| | | | | | TC | - | - | - | - | 500,000 | 500,000 | |
| | | | | | S | - | - | - | - | - | - | |
| | | | | | T | - | - | - | - | 2,500,000 | 2,500,000 | |
| | | | | Construction | F | - | - | - | - | 15,600,000 | 15,600,000 | Requested under CDBG |
| | | | | | TC | - | - | - | - | 3,900,000 | 3,900,000 | |
| | | | | | S | - | - | - | - | - | - | |
| | | | | | T | - | - | - | - | 19,500,000 | 19,500,000 | |
| Total Estimated Project Cost | | | | | 494,103 | 88,304 | - | - | - | 23,000,000 | 23,582,407 | |
| 2 | AC-800508 L009999508 ZP-10, ZP-20, ZP-30 ZP-1E, ZP-2E, ZP-3E | DTL Phase 4 Unit 2 - Improvements on PR- 52, PR-30 and PR-1 km 14.6 of PR-52 to km 0.4 of PR-30 - Includes construction of a bridge. | San Juan Trujillo Alto Caguas | NEPA | F | - | - | - | - | - | - | |
| | | | | | TC | - | - | - | - | - | - | - |
| | | | | | S | - | - | - | - | - | - | - |
| | | | | | T | - | - | - | - | - | - | - |
| | | | | Pre-Engineering | F | - | - | - | - | - | - | |
| | | | | | TC | - | - | - | - | - | - | - |
| | | | | | S | - | - | - | - | - | - | - |
| | | | | | T | - | - | - | - | - | - | - |
| | | | | Design | F | - | - | - | - | - | - | |
| | | | | | TC | - | - | - | - | - | - | - |
| | | | | | S | - | - | - | - | - | - | - |
| | | | | | T | - | - | - | - | - | - | - |
| | | | | ROW | F | - | - | - | - | 2,280,000 | 2,280,000 | Moved from FY 2020 to FY 2023 |
| | | | | | TC | - | - | - | - | 570,000 | 570,000 | |
| | | | | | S | - | - | - | - | 150,000 | 150,000 | |
| | | | | | T | - | - | - | - | 3,000,000 | 3,000,000 | |
| | | | | Construction | F | - | - | - | - | 22,429,600 | 22,429,600 | |
| | | | | | TC | - | - | - | - | 5,607,400 | 5,607,400 | |
| | | | | | S | - | - | - | - | - | - | |
| | | | | | T | - | - | - | - | 28,037,000 | 28,037,000 | |
| Total Estimated Project Cost | | | | | - | - | - | - | - | 31,037,000 | 31,037,000 | |

*Fund Reconciliation for each project can be found on pages FHWA-3 thru FHWA-6
**Retroactive TC will be use for projects currently under construction..

GOVERNMENT OF PUERTO RICO
PUERTO RICO DEPARTMENT OF TRANSPORTATION AND PUBLIC WORKS
PUERTO RICO HIGHWAY AND TRANSPORTATION AUTHORITY
STATEWIDE TRANSPORTATION IMPROVEMENT PROGRAM
FISCAL YEARS 2019-2022 - AMENDMENT #2
Administrative Modification #1

Legend:
F - Federal Funds
TC - Toll Credits Funds
S - State /Local Funds
T - Total Funds

| Núm. | AC-Code / Oracle # / Fed # / Program Code | Description | Town | Phase | Fed. Past Obligations / Locally Funded | 2019 | 2020 | 2021 | 2022 | Future Investment | Total Est. Cost | Remarks | | | |
|------------------------------|--|--|-------------------------------------|-----------------|--|------|------------|------------|-----------|-------------------|------------------------------|---------|---|---|--|
| 3 | AC-300124 L000030124 ZP-10, ZP-20, ZP-30 ZP-1E, ZP-2E, ZP-3E | Congestion Managed Lanes - Phase 5 - PR-30-San Juan (km 0.30 to km. 7.20) - reversible lane using reversible lane barrier system on PR-30 from Km. 0.30 to Km. 7.20 | San Juan Trujillo Alto Caguas | NEPA | F | - | - | - | - | - | - | | | | |
| | | | | | TC | - | - | - | - | - | - | | | | |
| | | | | | S | - | - | - | - | - | - | | | | |
| | | | | | T | | | | | | - | | | | |
| | | | | Pre-Engineering | F | - | - | - | - | - | - | - | - | | |
| | | | | | TC | - | - | - | - | - | - | - | - | | |
| | | | | | S | - | - | - | - | - | - | - | - | | |
| | | | | | T | | | | | | | - | | | |
| | | | | Design | F | - | - | - | - | - | - | - | - | | |
| | | | | | TC | - | - | - | - | - | - | - | - | | |
| | | | | | S | - | - | - | - | - | - | - | - | | |
| | | | | | T | | | | | | | | - | | |
| | | | | ROW | F | - | - | - | - | - | - | - | - | | |
| | | | | | TC | - | - | - | - | - | - | - | - | | |
| | | | | | S | - | - | - | - | - | - | - | - | | |
| | | | | | T | | | | | | | | - | | |
| Construction | F | - | - | - | - | - | - | - | 3,280,000 | 3,280,000 | | | | | |
| | TC | - | - | - | - | - | - | - | 820,000 | 820,000 | | | | | |
| | S | - | - | - | - | - | - | - | - | - | Moved to FY 2023 | | | | |
| | T | - | - | - | - | - | - | - | 4,100,000 | 4,100,000 | | | | | |
| Total Estimated Project Cost | | | | | | - | - | - | - | 4,100,000 | 4,100,000 | | | | |
| 4 | AC-800509 L009999509 0052068 ZP-10, ZP-20, ZP-30 ZP-1E, ZP-2E, ZP-3E | Congestion Managed Lanes - ITS (All Phases) - will provide ITS instrumentation for all phases of the Congestion Managed Lanes projects for the operation of the dynamic toll and traffic incident management. | San Juan Trujillo Alto Caguas | NEPA | F | - | - | - | - | - | - | | | | |
| | | | | | TC | - | - | - | - | - | - | - | | | |
| | | | | | S | - | - | - | - | - | - | - | | | |
| | | | | | T | | | | | | | - | | | |
| | | | | Pre-Engineering | F | - | - | - | - | - | - | - | - | - | |
| | | | | | TC | - | - | - | - | - | - | - | - | - | |
| | | | | | S | - | - | - | - | - | - | - | - | - | |
| | | | | | T | | | | | | | | - | | |
| | | | | Design | F | - | - | - | - | - | - | - | - | - | |
| | | | | | TC | - | - | - | - | - | - | - | - | - | |
| | | | | | S | - | - | - | - | - | - | - | - | - | |
| | | | | | T | | | | | | | | - | | |
| | | | | ROW | F | - | - | - | - | - | - | - | - | - | |
| | | | | | TC | - | - | - | - | - | - | - | - | - | |
| | | | | | S | - | - | - | - | - | - | - | - | - | |
| | | | | | T | | | | | | | | - | | |
| Construction | F | - | 8,928,600 | - | - | - | - | 8,928,600 | | | | | | | |
| | TC | - | 2,232,150 | - | - | - | - | 2,232,150 | | | | | | | |
| | S | - | - | - | - | - | - | - | | | Project Obligated on FY 2019 | | | | |
| | T | | 11,160,750 | | | | | 11,160,750 | | | | | | | |
| Total Estimated Project Cost | | | | | | - | 11,160,750 | - | - | - | 11,160,750 | | | | |

*Fund Reconciliation for each project can be found on pages FHWA-3 thru FHWA-6
**Retroactive TC will be use for projects currently under construction..

GOVERNMENT OF PUERTO RICO
PUERTO RICO DEPARTMENT OF TRANSPORTATION AND PUBLIC WORKS
PUERTO RICO HIGHWAY AND TRANSPORTATION AUTHORITY
STATEWIDE TRANSPORTATION IMPROVEMENT PROGRAM
FISCAL YEARS 2019-2022 - AMENDMENT #2
Administrative Modification #1

Legend:
F - Federal Funds
TC - Toll Credits Funds
S - State /Local Funds
T - Total Funds

| Núm. | AC-Code / Oracle # / Fed # / Program Code | Description | Town | Phase | Fed. Past Obligations / Locally Funded | 2019 | 2020 | 2021 | 2022 | Future Investment | Total Est. Cost | Remarks | |
|------------------------------|--|--|-------------------------------------|-----------------|--|-----------|------|-----------|-----------|-------------------|-----------------|-----------|--|
| 5 | AC-800510 L009999510 | Congested Managed Lanes - Noise Barriers - Vista Alegre Community, Borinquen Gardens, Parque Forestal, Berm- Residential Area, Quintas de San Luis, Berm-Villa Parana - will provide the noise abatement measures recommended as part of the environmental exclusion document prepared for the Congestion Managed Lanes project. | San Juan Trujillo Alto Caguas | NEPA | F | - | - | - | - | - | - | | |
| | | | | | TC | - | - | - | - | - | - | | |
| | | | | | S | - | - | - | - | - | - | | |
| | | | | | T | - | - | - | - | - | - | | |
| | | | | Pre-Engineering | F | - | - | - | - | - | - | | |
| | | | | | TC | - | - | - | - | - | - | | |
| | | | | | S | - | - | - | - | - | - | | |
| | | | | | T | - | - | - | - | - | - | | |
| | | | | Design | F | - | - | - | - | - | - | | |
| | | | | | TC | - | - | - | - | - | - | | |
| | | | | | S | - | - | - | - | - | - | | |
| | | | | | T | - | - | - | - | - | - | | |
| | | | | ROW | F | - | - | - | - | - | - | | |
| | | | | | TC | - | - | - | - | - | - | | |
| | | | | | S | - | - | - | - | - | - | | |
| | | | | | T | - | - | - | - | - | - | | |
| Construction | F | 2,400,000 | - | - | 800,000 | - | - | 3,200,000 | | | | | |
| | TC | 600,000 | - | - | 200,000 | - | - | 800,000 | | | | | |
| | S | - | - | - | - | - | - | - | | | | | |
| | T | 3,000,000 | - | - | 1,000,000 | - | - | 4,000,000 | | | | | |
| Total Estimated Project Cost | | | | | | 3,000,000 | - | - | 1,000,000 | - | - | 4,000,000 | |
| 6 | AC-800523 L009999523 | Noise Barriers at PR-22 Rio Hondo 3 km. 12.5 - km 12.9 | Bayamon Toa Baja | NEPA | F | - | - | - | - | - | - | | |
| | | | | | TC | - | - | - | - | - | - | - | |
| | | | | | S | - | - | - | - | - | - | - | |
| | | | | | T | - | - | - | - | - | - | - | |
| | | | | Pre-Engineering | F | - | - | - | - | - | - | - | |
| | | | | | TC | - | - | - | - | - | - | - | |
| | | | | | S | - | - | - | - | - | - | - | |
| | | | | | T | - | - | - | - | - | - | - | |
| | | | | Design | F | - | - | - | - | - | - | - | |
| | | | | | TC | - | - | - | - | - | - | - | |
| | | | | | S | - | - | - | - | - | - | - | |
| | | | | | T | - | - | - | - | - | - | - | |
| | | | | ROW | F | - | - | - | - | - | - | - | |
| | | | | | TC | - | - | - | - | - | - | - | |
| | | | | | S | - | - | - | - | - | - | - | |
| | | | | | T | - | - | - | - | - | - | - | |
| Construction | F | - | - | - | 1,600,000 | - | - | 1,600,000 | | | | | |
| | TC | - | - | - | 400,000 | - | - | 400,000 | | | | | |
| | S | - | - | - | - | - | - | - | | | | | |
| | T | - | - | - | 2,000,000 | - | - | 2,000,000 | | | | | |
| Total Estimated Project Cost | | | | | | - | - | - | 2,000,000 | - | - | 2,000,000 | |

*Fund Reconciliation for each project can be found on pages FHWA-3 thru FHWA-6
**Retroactive TC will be use for projects currently under construction..

GOVERNMENT OF PUERTO RICO
PUERTO RICO DEPARTMENT OF TRANSPORTATION AND PUBLIC WORKS
PUERTO RICO HIGHWAY AND TRANSPORTATION AUTHORITY
STATEWIDE TRANSPORTATION IMPROVEMENT PROGRAM
FISCAL YEARS 2019-2022 - AMENDMENT #2
Administrative Modification #1

Legend:
F - Federal Funds
TC - Toll Credits Funds
S - State /Local Funds
T - Total Funds

| Núm. | AC-Code / Oracle # / Fed # / Program Code | Description | Town | Phase | Fed. Past Obligations / Locally Funded | 2019 | 2020 | 2021 | 2022 | Future Investment | Total Est. Cost | Remarks | | | |
|------------------------------|--|--|----------|-----------------|--|-----------|------|-------------|------------|-------------------|------------------------------|------------|------------|---|----------------------|
| 7 | AC-010166 ZP-20 ZP-2E | Additional Funds for the Construction of a new Recreational Trail for Bicycles and Pedestrians from Rio Bayamon to PR-165 | Toa Baja | NEPA | F | - | - | - | - | - | - | In House | | | |
| | | | | | TC | - | - | - | - | - | - | | | | |
| | | | | | S | - | - | - | - | - | - | | | | |
| | | | | | T | - | - | - | - | - | - | | | | |
| | | | | Pre-Engineering | F | - | - | - | - | - | - | - | - | - | |
| | | | | | TC | - | - | - | - | - | - | - | - | - | |
| | | | | | S | - | - | - | - | - | - | - | - | - | |
| | | | | | T | - | - | - | - | - | - | - | - | - | |
| | | | | Design | F | - | - | - | - | - | - | - | - | - | In House |
| | | | | | TC | - | - | - | - | - | - | - | - | - | |
| | | | | | S | - | - | - | - | - | - | - | - | - | |
| | | | | | T | - | - | - | - | - | - | - | - | - | |
| | | | | ROW | F | - | - | - | - | - | - | - | - | - | |
| | | | | | TC | - | - | - | - | - | - | - | - | - | |
| | | | | | S | - | - | - | - | - | - | - | - | - | |
| | | | | | T | - | - | - | - | - | - | - | - | - | |
| Construction | F | 2,855,422 | - | - | - | - | - | - | - | 2,855,422 | Project Obligated in FY 2020 | | | | |
| | TC | 713,855 | - | - | - | - | - | - | - | 713,855 | | | | | |
| | S | 187,857 | - | - | - | - | - | - | - | 187,857 | | | | | |
| | T | 3,757,134 | - | - | - | - | - | - | - | 3,757,134 | | | | | |
| Total Estimated Project Cost | | | | | | 3,757,134 | - | - | - | - | 3,757,134 | | | | |
| 8 | AC-TBD ZP-10, ZP-20, ZP-30 ZP-1E, ZP-2E, ZP-3E | Extension PR-5, from PR-199 to PR-167 | Bayamon | NEPA | F | | | 960,000 | | | | | | | |
| | | | | | TC | | | 240,000 | | | | | | | |
| | | | | | S | | | | | | | | | | |
| | | | | | T | | | 1,200,000 | | | | | | | |
| | | | | Pre-Engineering | F | | | | | | | | | | |
| | | | | | TC | | | | | | | | | | |
| | | | | | S | | | | | | | | | | |
| | | | | | T | | | | | | | | | | |
| | | | | Design | F | | | | | 7,200,000 | | | 7,200,000 | | Requested Under CDBG |
| | | | | | TC | | | | | 1,800,000 | | | 1,800,000 | | |
| | | | | | S | | | | | | | | | | |
| | | | | | T | | | | | | | 9,000,000 | | | |
| | | | | ROW | F | | | | | | | | 19,999,999 | | Requested Under CDBG |
| | | | | | TC | | | | | | | | 4,000,000 | | |
| | | | | | S | | | | | | | | | | |
| | | | | | T | | | | | | | 20,000,000 | | | |
| Construction | F | | - | | | | | | 96,800,000 | | Requested Under CDBG | | | | |
| | TC | | - | | | | | | 24,200,000 | | | | | | |
| | S | | - | | | | | | | | | | | | |
| | T | | - | | | | | 121,000,000 | | | | | | | |
| Total Estimated Project Cost | | | | | | - | - | 1,200,000 | - | 150,000,000 | - | | | | |

*Fund Reconciliation for each project can be found on pages FHWA-3 thru FHWA-6
**Retroactive TC will be use for projects currently under construction..

GOVERNMENT OF PUERTO RICO
PUERTO RICO DEPARTMENT OF TRANSPORTATION AND PUBLIC WORKS
PUERTO RICO HIGHWAY AND TRANSPORTATION AUTHORITY
STATEWIDE TRANSPORTATION IMPROVEMENT PROGRAM
FISCAL YEARS 2019-2022 - AMENDMENT #2
Administrative Modification #1

Legend:
F - Federal Funds
TC - Toll Credits Funds
S - State /Local Funds
T - Total Funds

| Núm. | AC-Code / Oracle # / Fed # / Program Code | Description | Town | Phase | Fed. Past Obligations / Locally Funded | 2019 | 2020 | 2021 | 2022 | Future Investment | Total Est. Cost | Remarks |
|--------------|--|--|------|-----------------|--|------------|------|-----------|------|-------------------|-----------------|---|
| 8 | INFRA | INFRA NHS Congestion Relief at PR-17 / PR-17 & PR-18 / PR-22 | | NEPA | F | | | | | | | Federal Funds mentioned are unsecured and are bieng requested from FY20 INFRA Program Funds. |
| | | | | | TC | | | | | | | |
| | | | | | S | | | | | | | |
| | | | | | T | | | | | | | |
| | | | | Pre-Engineering | F | | | | | | | |
| | | | | | TC | | | | | | | |
| | | | | | S | | | | | | | |
| | | | | | T | | | | | | | |
| | | | | Design | F | | | | | | | |
| | | | | | TC | | | | | | | |
| | | | | | S | | | | | | | |
| | | | | | T | | | | | | | |
| | | | | ROW | F | | | | | | | |
| | | | | | TC | | | | | | | |
| S | | | | | | | | | | | | |
| T | | | | | | | | | | | | |
| Construction | F | | - | 15,000,000 | | | | | | | | |
| | TC | | - | 99,900,000 | | | | | | | | |
| | S | | - | | | | | | | | | |
| | T | | - | | | | | | | | | |
| | | | | | | | | | | | | |
| Grand Total | | | | | 7,251,237 | 11,249,054 | - | 4,200,000 | - | 58,137,000 | 79,637,291 | |

*Fund Reconciliation for each project can be found on pages FHWA-3 thru FHWA-6
**Retroactive TC will be use for projects currently under construction..

GOVERNMENT OF PUERTO RICO
PUERTO RICO DEPARTMENT OF TRANSPORTATION AND PUBLIC WORKS
PUERTO RICO HIGHWAY AND TRANSPORTATION AUTHORITY
STATEWIDE TRANSPORTATION IMPROVEMENT PROGRAM
FISCAL YEARS 2019-2022 - AMENDMENT #2
Administrative Modification #1

Legend:
F - Federal Funds
TC - Toll Credits Funds
S - State /Local Funds
T - Total Funds

| Núm. | AC-Code / Oracle # / Fed # / Program Code | Description | Town | Phase | Fed. Past Obligations / Locally Funded | 2019 | 2020 | 2021 | 2022 | Future Investment | Total Est. Cost | Remarks | |
|--|--|--|------------|-----------------|--|------------|-----------|------------|------|-------------------|-----------------|-----------|------------------------------|
| UA>200,000 Population<1,000000 (Aguadilla) | | | | | | | | | | | | | |
| 9 | AC-411901 S004119001 MP-4119(1) / 4119(2) ZP-10, ZP-30 ZP-1E, ZP-2E, ZP-3E | LAS MARIAS CONNECTOR, FROM PR-119 TO RAMON RIVERA STREET | Las Marias | NEPA | F | - | - | - | - | - | - | | |
| | | | | | TC | - | - | - | - | - | - | | |
| | | | | | S | - | - | - | - | - | - | | |
| | | | | | T | - | - | - | - | - | - | | |
| | | | | Pre-Engineering | F | 322,481 | - | - | - | - | - | 322,481 | |
| | | | | | TC | 79,365 | - | - | - | - | - | 79,365 | |
| | | | | | S | 161,605 | - | - | - | - | - | 161,605 | |
| | | | | | T | 563,451 | - | - | - | - | - | 563,451 | |
| | | | | Design | F | - | - | - | - | - | - | - | |
| | | | | | TC | - | - | - | - | - | - | - | |
| | | | | | S | - | - | - | - | - | - | - | |
| | | | | | T | - | - | - | - | - | - | - | |
| | | | | ROW | F | 1,312,200 | - | - | - | - | - | 1,312,200 | |
| | | | | | TC | 328,050 | - | - | - | - | - | 328,050 | Project Obligated in FY 2017 |
| | | | | | S | - | - | - | - | - | - | - | |
| | | | | | T | 1,640,250 | - | - | - | - | - | 1,640,250 | |
| | | | | Construction | F | - | 9,109,412 | - | - | - | - | 9,109,412 | |
| | | | | | TC | - | 2,277,353 | - | - | - | - | 2,277,353 | Project Obligated in FY 2019 |
| | | | | | S | - | - | - | - | - | - | - | |
| T | - | 11,386,765 | - | | - | - | - | 11,386,765 | | | | | |
| Total Estimated Project Cost | | | | | 2,203,701 | 11,386,765 | - | - | - | - | 13,590,465 | | |
| 10 | AC-500023 L005000023 ZP-10, ZP-30 ZP-1E, ZP-2E, ZP-3E | Bicycle and Pedestrian Route | Rincon | | TC | - | - | - | - | - | - | | |
| | | | | | S | - | - | - | - | - | - | - | |
| | | | | | T | - | - | - | - | - | - | - | |
| | | | | | | - | - | - | - | - | - | - | |
| | | | | Pre-Engineering | F | - | - | - | - | - | - | - | |
| | | | | | TC | - | - | - | - | - | - | - | |
| | | | | | S | 700,000 | - | - | - | - | - | 700,000 | |
| | | | | | T | 700,000 | - | - | - | - | - | 700,000 | |
| | | | | Design | F | - | - | - | - | - | - | - | |
| | | | | | TC | - | - | - | - | - | - | - | |
| | | | | | S | - | - | - | - | - | - | - | |
| | | | | | T | - | - | - | - | - | - | - | |
| | | | | ROW | F | - | - | - | - | - | - | - | |
| | | | | | TC | - | - | - | - | - | - | - | |
| | | | | | S | - | - | - | - | - | - | - | |
| | | | | | T | - | - | - | - | - | - | - | |
| | | | | Construction | F | 4,360,000 | - | - | - | - | - | 4,360,000 | |
| | | | | | TC | 1,090,000 | - | - | - | - | - | 1,090,000 | Project Obligated in FY 2020 |
| | | | | | S | - | - | - | - | - | - | - | |
| T | 5,450,000 | - | - | | - | - | - | 5,450,000 | | | | | |
| Total Estimated Project Cost | | | | | 6,150,000 | - | - | - | - | - | 6,150,000 | | |

*Fund Reconciliation for each project can be found on pages FHWA-3 thru FHWA-6
**Retroactive TC will be use for projects currently under construction..

GOVERNMENT OF PUERTO RICO
PUERTO RICO DEPARTMENT OF TRANSPORTATION AND PUBLIC WORKS
PUERTO RICO HIGHWAY AND TRANSPORTATION AUTHORITY
STATEWIDE TRANSPORTATION IMPROVEMENT PROGRAM
FISCAL YEARS 2019-2022 - AMENDMENT #2
Administrative Modification #1

Legend:
F - Federal Funds
TC - Toll Credits Funds
S - State /Local Funds
T - Total Funds

| Núm. | AC-Code / Oracle # / Fed # / Program Code | Description | Town | Phase | Fed. Past Obligations / Locally Funded | 2019 | 2020 | 2021 | 2022 | Future Investment | Total Est. Cost | Remarks | |
|--|--|--|--------|-----------------|--|------------|------|-----------|--|-------------------|-----------------|---------|--|
| 11 | AC-100081 R000010181 ER-10(72) / 10(79) ER-90, ZP-10, ZP-20 ER-12 ZP-1E, ZP-2E, ZP-3E | Additional Funds - Reconstruction of PR-10 kms. 59.4, 60.4, 60.9, 61.1 | Utuado | NEPA | F | - | - | - | - | - | - | | |
| | | | | | TC | - | - | - | - | - | - | | |
| | | | | | S | - | - | - | - | - | - | | |
| | | | | | T | - | - | - | - | - | - | | |
| | | | | Pre-Engineering | F | 516,730 | - | - | - | - | - | 516,730 | |
| | | | | | TC | 164,080 | - | - | - | - | - | 164,080 | |
| | | | | | S | - | - | - | - | - | - | - | |
| | | | | | T | 680,810 | - | - | - | - | - | 680,810 | |
| | | | | Design | F | - | - | - | - | - | - | - | |
| | | | | | TC | - | - | - | - | - | - | - | |
| | | | | | S | - | - | - | - | - | - | - | |
| | | | | | T | - | - | - | - | - | - | - | |
| | | | | ROW | F | 243,882 | - | - | - | - | - | 243,882 | |
| | | | | | TC | 60,970 | - | - | - | - | - | 60,970 | |
| | | | | | S | - | - | - | - | - | - | - | |
| | | | | | T | 304,852 | - | - | - | - | - | 304,852 | |
| Construction | F | 3,189,871 | - | - | 1,600,000 | - | - | 4,789,871 | Project Obligated in FY 2021 | | | | |
| | TC | 1,280,000 | - | - | 400,000 | - | - | 1,680,000 | | | | | |
| | S | - | - | - | - | - | - | - | | | | | |
| | T | 6,400,000 | - | - | 2,000,000 | - | - | 8,400,000 | | | | | |
| Total Estimated Project Cost | | | | | 7,385,662 | - | - | 2,000,000 | - | - | 9,385,662 | | |
| 12 | AC-048506 0485(001) ZP-10, ZP-20, ZP-30 ZP-1E, ZP-2E, ZP-3E | Bicycle Trail Adjacent to PR-485 | Camuy | NEPA | F | - | - | - | - | - | - | | |
| | | | | | TC | - | - | - | - | - | - | - | |
| | | | | | S | - | - | - | - | - | - | - | |
| | | | | | T | - | - | - | - | - | - | - | |
| | | | | Pre-Engineering | F | - | - | - | - | - | - | - | |
| | | | | | TC | - | - | - | - | - | - | - | |
| | | | | | S | - | - | - | - | - | - | - | |
| | | | | | T | - | - | - | - | - | - | - | |
| | | | | Design | F | - | - | - | - | - | - | - | |
| | | | | | TC | - | - | - | - | - | - | - | |
| | | | | | S | - | - | - | - | - | - | - | |
| | | | | | T | - | - | - | - | - | - | - | |
| | | | | ROW | F | - | - | - | - | - | - | - | |
| | | | | | TC | - | - | - | - | - | - | - | |
| | | | | | S | - | - | - | - | - | - | - | |
| | | | | | T | - | - | - | - | - | - | - | |
| Construction | F | 2,262,378 | - | - | - | - | - | 2,262,378 | Additional Funding for project was obligated in FY20 | | | | |
| | TC | 565,595 | - | - | - | - | - | 565,595 | | | | | |
| | S | - | - | - | - | - | - | - | | | | | |
| | T | 2,827,973 | - | - | - | - | - | 2,827,973 | | | | | |
| Total Estimated Project Cost | | | | | 2,827,973 | - | - | - | - | - | 2,827,973 | | |
| UA>200,000 Population<1,000000 (Aguadilla) | | | | | 11,181,673 | 11,386,765 | - | 2,000,000 | - | - | 22,568,438 | | |

*Fund Reconciliation for each project can be found on pages FHWA-3 thru FHWA-6
**Retroactive TC will be use for projects currently under construction..

GOVERNMENT OF PUERTO RICO
PUERTO RICO DEPARTMENT OF TRANSPORTATION AND PUBLIC WORKS
PUERTO RICO HIGHWAY AND TRANSPORTATION AUTHORITY
STATEWIDE TRANSPORTATION IMPROVEMENT PROGRAM
FISCAL YEARS 2019-2022 - AMENDMENT #2
Administrative Modification #1

Legend:
F - Federal Funds
TC - Toll Credits Funds
S - State /Local Funds
T - Total Funds

| Núm. | AC-Code / Oracle # / Fed # / Program Code | Description | Town | Phase | Fed. Past Obligations / Locally Funded | 2019 | 2020 | 2021 | 2022 | Future Investment | Total Est. Cost | Remarks | |
|------------------------------|---|--|-----------|-----------------|--|-----------|------|------|------|-------------------|-----------------|------------|--------------------------------------|
| UA<200,000 Population (UZA) | | | | | | | | | | | | | |
| 13 | AC-010029 S000100029 ZP-100(11) ZP-20 ZP-2E | Widening of PR-100 from PR-308 to PR-101 | Cabo Rojo | NEPA | F | - | - | - | - | - | - | | |
| | | | | | TC | - | - | - | - | - | - | | |
| | | | | | S | - | - | - | - | - | - | | |
| | | | | | T | - | - | - | - | - | - | | |
| | | | | Pre-Engineering | F | 72 | - | - | - | - | 853,044 | 853,117 | Moved to FY 2023 |
| | | | | | TC | 18 | - | - | - | - | 213,261 | 213,279 | |
| | | | | | S | - | - | - | - | - | - | - | |
| | | | | | T | 91 | - | - | - | - | 1,066,305 | 1,066,396 | |
| | | | | Design | F | - | - | - | - | - | - | - | |
| | | | | | TC | - | - | - | - | - | - | - | |
| | | | | | S | - | - | - | - | - | - | - | |
| | | | | | T | - | - | - | - | - | - | - | |
| | | | | ROW | F | - | - | - | - | - | - | - | |
| | | | | | TC | - | - | - | - | - | - | - | |
| | | | | | S | - | - | - | - | - | - | - | |
| | | | | | T | - | - | - | - | - | - | - | |
| | | | | Construction | F | - | - | - | - | - | 8,000,000 | 8,000,000 | Estimated Time of Completion 2029 |
| | | | | | TC | - | - | - | - | - | 2,000,000 | 2,000,000 | |
| | | | | | S | - | - | - | - | - | - | - | |
| | | | | | T | - | - | - | - | - | 10,000,000 | 10,000,000 | |
| Total Estimated Project Cost | | | | | 91 | - | - | - | - | 11,066,305 | 11,066,396 | | |
| 14 | AC-200241 P000002441 MP-2(66) ZP-20 ZP-2E | Access Request Analysis and Preliminary Design of Geometric Improvements to PR-2 (Entrance RUM, La Vita) | Mayaguez | NEPA | F | - | - | - | - | - | - | | |
| | | | | | TC | - | - | - | - | - | - | - | |
| | | | | | S | - | - | - | - | - | - | - | |
| | | | | | T | - | - | - | - | - | - | - | |
| | | | | Pre-Engineering | F | 836,000 | - | - | - | - | - | 836,000 | Project Obligated |
| | | | | | TC | 209,000 | - | - | - | - | - | 209,000 | |
| | | | | | S | 55,000 | - | - | - | - | - | 55,000 | |
| | | | | | T | 1,100,000 | - | - | - | - | - | 1,100,000 | |
| | | | | Design | F | - | - | - | - | - | 1,840,000 | 1,840,000 | Moved to FY 2023 |
| | | | | | TC | - | - | - | - | - | 460,000 | 460,000 | |
| | | | | | S | - | - | - | - | - | - | - | |
| | | | | | T | - | - | - | - | - | 2,300,000 | 2,300,000 | |
| | | | | ROW | F | - | - | - | - | - | 800,000 | 800,000 | Moved to FY 2025 |
| | | | | | TC | - | - | - | - | - | 200,000 | 200,000 | |
| | | | | | S | - | - | - | - | - | - | - | |
| | | | | | T | - | - | - | - | - | 1,000,000 | 1,000,000 | |
| | | | | Construction | F | - | - | - | - | - | 9,600,000 | 9,600,000 | Moved to FY 2028 |
| | | | | | TC | - | - | - | - | - | 2,400,000 | 2,400,000 | |
| | | | | | S | - | - | - | - | - | - | - | |
| | | | | | T | - | - | - | - | - | 12,000,000 | 12,000,000 | |
| Total Estimated Project Cost | | | | | 1,100,000 | - | - | - | - | 15,300,000 | 16,400,000 | | |

*Fund Reconciliation for each project can be found on pages FHWA-3 thru FHWA-6
**Retroactive TC will be use for projects currently under construction..

GOVERNMENT OF PUERTO RICO
PUERTO RICO DEPARTMENT OF TRANSPORTATION AND PUBLIC WORKS
PUERTO RICO HIGHWAY AND TRANSPORTATION AUTHORITY
STATEWIDE TRANSPORTATION IMPROVEMENT PROGRAM
FISCAL YEARS 2019-2022 - AMENDMENT #2
Administrative Modification #1

Legend:
F - Federal Funds
TC - Toll Credits Funds
S - State /Local Funds
T - Total Funds

| Núm. | AC-Code / Oracle # / Fed # / Program Code | Description | Town | Phase | Fed. Past Obligations / Locally Funded | 2019 | 2020 | 2021 | 2022 | Future Investment | Total Est. Cost | Remarks | |
|------------------------------|---|---|-------------|-----------------|--|-----------|------|-----------|-------------------------------|-------------------|-----------------|-----------|--|
| 15 | AC-520129 T000522129 ZP-20 ZP-2E | Conversion of Old Juana Diaz Toll Facility to a Truck Weigh and Inspection Station at PR-52 | Juana Diaz | NEPA | F | - | - | - | - | - | - | | |
| | | | | | TC | - | - | - | - | - | - | | |
| | | | | | S | - | - | - | - | - | - | | |
| | | | | | T | - | - | - | - | - | - | | |
| | | | | Pre-Engineering | F | 666,058 | - | - | - | - | - | 666,058 | |
| | | | | | TC | 166,514 | - | - | - | - | - | 166,514 | |
| | | | | | S | 43,820 | - | - | - | - | - | 43,820 | |
| | | | | | T | 876,392 | - | - | - | - | - | 876,392 | |
| | | | | Design | F | - | - | - | - | - | - | - | |
| | | | | | TC | - | - | - | - | - | - | - | |
| | | | | | S | - | - | - | - | - | - | - | |
| | | | | | T | - | - | - | - | - | - | - | |
| | | | | ROW | F | - | - | - | - | - | - | - | |
| | | | | | TC | - | - | - | - | - | - | - | |
| | | | | | S | - | - | - | - | - | - | - | |
| | | | | | T | - | - | - | - | - | - | - | |
| Construction | F | - | - | - | 4,000,000 | - | - | 4,000,000 | | | | | |
| | TC | - | - | - | 1,000,000 | - | - | 1,000,000 | | | | | |
| | S | - | - | - | - | - | - | - | | | | | |
| | T | - | - | - | 5,000,000 | - | - | 5,000,000 | | | | | |
| Total Estimated Project Cost | | | | | 876,392 | - | - | 5,000,000 | - | - | 5,876,392 | | |
| 16 | AC-200248 P000002448 ZP-20 ZP-2E | PR-2 Lavadero Ward - Phase 1 -Lots Without Direct Access | Hormigueros | NEPA | F | - | - | - | - | - | - | | |
| | | | | | TC | - | - | - | - | - | - | - | |
| | | | | | S | - | - | - | - | - | - | - | |
| | | | | | T | - | - | - | - | - | - | - | |
| | | | | Pre-Engineering | F | - | - | - | - | - | - | - | |
| | | | | | TC | - | - | - | - | - | - | - | |
| | | | | | S | 423,530 | - | - | - | - | - | 423,530 | |
| | | | | | T | 423,530 | - | - | - | - | - | 423,530 | |
| | | | | Design | F | - | - | - | - | - | - | - | |
| | | | | | TC | - | - | - | - | - | - | - | |
| | | | | | S | - | - | - | - | - | - | - | |
| | | | | | T | - | - | - | - | - | - | - | |
| | | | | ROW | F | 2,150,973 | - | - | - | - | - | 2,150,973 | |
| | | | | | TC | 529,367 | - | - | - | - | - | 529,367 | |
| | | | | | S | - | - | - | - | - | - | - | |
| | | | | | T | 2,680,340 | - | - | - | - | - | 2,680,340 | |
| Construction | F | - | - | - | - | - | - | - | Phase 2 under CDBG Conversion | | | | |
| | TC | - | - | - | - | - | - | - | Expressway of PR-2 - Ponce - | | | | |
| | S | - | - | 1,500,000 | - | - | - | 1,500,000 | Mayaguez | | | | |
| | T | - | - | 1,500,000 | - | - | - | 1,500,000 | | | | | |
| Total Estimated Project Cost | | | | | 3,103,870 | - | - | 1,500,000 | - | - | 4,603,870 | | |

*Fund Reconciliation for each project can be found on pages FHWA-3 thru FHWA-6
**Retroactive TC will be use for projects currently under construction..

GOVERNMENT OF PUERTO RICO
PUERTO RICO DEPARTMENT OF TRANSPORTATION AND PUBLIC WORKS
PUERTO RICO HIGHWAY AND TRANSPORTATION AUTHORITY
STATEWIDE TRANSPORTATION IMPROVEMENT PROGRAM
FISCAL YEARS 2019-2022 - AMENDMENT #2
Administrative Modification #1

Legend:
F - Federal Funds
TC - Toll Credits Funds
S - State /Local Funds
T - Total Funds

| Núm. | AC-Code / Oracle # / Fed # / Program Code | Description | Town | Phase | Fed. Past Obligations / Locally Funded | 2019 | 2020 | 2021 | 2022 | Future Investment | Total Est. Cost | Remarks | | | |
|------------------------------|--|--|-------|-----------------|--|--------------|---------------|---------------|--------------|-------------------|-----------------|---------------|---|-------------------|--|
| 17 | AC-520120 "0052(035) ZP-10, ZP-20, ZP-30 ZP-1E, ZP-2E, ZP-3E | Implementation of Preventive Maintenance Protocol for Bridges No. 2267, 2271, 2335, 2370, 2371, Highway PR-52 - Phase 1 | Ponce | NEPA | F | - | - | - | - | - | - | | | | |
| | | | | | TC | - | - | - | - | - | - | | | | |
| | | | | | S | - | - | - | - | - | - | | | | |
| | | | | | T | - | - | - | - | - | - | | | | |
| | | | | Pre-Engineering | F | - | - | - | - | - | - | - | - | - | |
| | | | | | TC | - | - | - | - | - | - | - | - | - | |
| | | | | | S | - | - | - | - | - | - | - | - | - | |
| | | | | | T | - | - | - | - | - | - | - | - | - | |
| | | | | Design | F | - | - | - | - | - | - | - | - | - | |
| | | | | | TC | - | - | - | - | - | - | - | - | - | |
| | | | | | S | - | - | - | - | - | - | - | - | - | |
| | | | | | T | - | - | - | - | - | - | - | - | - | |
| | AC-520146 ZP-52(69) R000520146 ZP-10, ZP-20, ZP-30 ZP-1E, ZP-2E, ZP-3E | Pavement Rehabilitation & Reconstruction of PR-2 from km 102.1 to km 106 - Phase 2 | | ROW | F | - | - | - | - | - | - | - | | | |
| | | | | | TC | - | - | - | - | - | - | - | - | | |
| | | | | | S | - | - | - | - | - | - | - | - | | |
| | | | | | T | - | - | - | - | - | - | - | - | | |
| | | | | Construction | F | - | 12,804,862 | 18,200,000 | - | - | - | 31,004,862 | | | |
| | | | | | TC | - | 3,201,216 | 4,550,000 | - | - | - | 7,751,216 | | Project Obligated | |
| | | | | | S | - | - | - | - | - | - | - | | | |
| | | | | | T | - | 16,006,078 | 22,750,000 | - | - | - | 38,756,078 | | | |
| Total Estimated Project Cost | | | | | | - | 16,006,078 | 22,750,000 | - | - | 38,756,078 | | | | |
| UA<200,000 Population (UZA) | | | | | | 5,080,352.61 | 16,006,078.00 | 24,250,000.00 | 5,000,000.00 | - | 26,366,305.04 | 76,702,735.65 | | | |

*Fund Reconciliation for each project can be found on pages FHWA-3 thru FHWA-6
**Retroactive TC will be use for projects currently under construction..

GOVERNMENT OF PUERTO RICO
PUERTO RICO DEPARTMENT OF TRANSPORTATION AND PUBLIC WORKS
PUERTO RICO HIGHWAY AND TRANSPORTATION AUTHORITY
STATEWIDE TRANSPORTATION IMPROVEMENT PROGRAM
FISCAL YEARS 2019-2022 - AMENDMENT #2
Administrative Modification #1

Legend:
F - Federal Funds
TC - Toll Credits Funds
S - State /Local Funds
T - Total Funds

| Núm. | AC-Code / Oracle # / Fed # / Program Code | Description | Town | Phase | Fed. Past Obligations / Locally Funded | 2019 | 2020 | 2021 | 2022 | Future Investment | Total Est. Cost | Remarks |
|------------------------------|---|---|-------|-----------------|--|------|---------|------|------|-------------------|-----------------|------------------------------|
| 18 | AC-800356 R009999356 ZP-10 ZP-1E | Existing Box Culvert Extension Km 19 Highway PR-135 (Reconstruction of PR-135 km. 75.8 (old km) km. 19 (new km) | Rural | NEPA | F | - | - | - | - | - | - | Project Obligated in FY 2019 |
| | | | | | TC | - | - | - | - | - | - | |
| | | | | | S | - | - | - | - | - | - | |
| | | | | | T | - | - | - | - | - | - | |
| | | | | Pre-Engineering | F | - | - | - | - | - | - | |
| | | | | | TC | - | - | - | - | - | - | |
| | | | | | S | - | - | - | - | - | - | |
| | | | | | T | - | - | - | - | - | - | |
| | | | | Design | F | - | - | - | - | - | - | |
| | | | | | TC | - | - | - | - | - | - | |
| | | | | | S | - | - | - | - | - | - | |
| | | | | | T | - | - | - | - | - | - | |
| | | | | ROW | F | - | - | - | - | - | - | |
| | | | | | TC | - | - | - | - | - | - | |
| | | | | | S | - | - | - | - | - | - | |
| | | | | | T | - | - | - | - | - | - | |
| | | | | Construction | F | - | 316,756 | - | - | - | 316,756 | |
| | | | | | TC | - | 79,189 | - | - | - | 79,189 | |
| | | | | | S | - | 23,575 | - | - | - | 23,575 | |
| | | | | | T | - | 419,520 | - | - | - | 419,520 | |
| Total Estimated Project Cost | | | | | | - | 419,520 | - | - | 419,520 | | |

*Fund Reconciliation for each project can be found on pages FHWA-3 thru FHWA-6
**Retroactive TC will be use for projects currently under construction..

GOVERNMENT OF PUERTO RICO
PUERTO RICO DEPARTMENT OF TRANSPORTATION AND PUBLIC WORKS
PUERTO RICO HIGHWAY AND TRANSPORTATION AUTHORITY
STATEWIDE TRANSPORTATION IMPROVEMENT PROGRAM
FISCAL YEARS 2019-2022 - AMENDMENT #2
Administrative Modification #1

Legend:
F - Federal Funds
TC - Toll Credits Funds
S - State /Local Funds
T - Total Funds

| Núm. | AC-Code / Oracle # / Fed # / Program Code | Description | Town | Phase | Fed. Past Obligations / Locally Funded | 2019 | 2020 | 2021 | 2022 | Future Investment | Total Est. Cost | Remarks | | | |
|------------------------------|---|---|------------|-----------------|--|------|------------|------|------|-------------------|-------------------------------|---|---|---|--|
| 19 | Islandwide | | | | | | | | | | | | | | |
| | AC-800511 R009999511 ZP-10, ZP-20 , ZP-30 ZP-1E, ZP-2E, ZP-3E | Pavement Rehabilitation and Reconstruction of Roads (2019) | Islandwide | NEPA | F | - | - | - | - | - | - | | | | |
| | | | | | TC | - | - | - | - | - | - | | | | |
| | | | | | S | - | - | - | - | - | - | | | | |
| | | | | | T | | | | | | - | | | | |
| | | | | Pre-Engineering | F | - | - | - | - | - | - | - | - | - | |
| | | | | | TC | - | - | - | - | - | - | - | - | - | |
| | | | | | S | - | - | - | - | - | - | - | - | - | |
| | | | | | T | | | | | | | - | | | |
| | | | | Design | F | - | - | - | - | - | - | - | - | - | |
| | | | | | TC | - | - | - | - | - | - | - | - | - | |
| | | | | | S | - | - | - | - | - | - | - | - | - | |
| | | | | | T | | | | | | | | - | | |
| | | | | ROW | F | - | - | - | - | - | - | - | - | - | |
| | | | | | TC | - | - | - | - | - | - | - | - | - | |
| | | | | | S | - | - | - | - | - | - | - | - | - | |
| | | | | | T | | | | | | | | - | | |
| | Construction | F | - | 31,781,922 | - | - | - | - | - | - | 31,781,922 | | | | |
| | | TC | - | 7,945,480 | - | - | - | - | - | - | 7,945,480 | | | | |
| | | S | - | 36,170 | - | - | - | - | - | - | 36,170 | | | | |
| T | | | 39,763,572 | | | | | | | 39,763,572 | Project Obligated in FY 2019. | | | | |
| Total Estimated Project Cost | | | | | | - | 39,763,572 | - | - | - | 39,763,572 | | | | |
| 20 | AC-800518 R009999518 ZP-10, ZP-20 , ZP-30 ZP-1E, ZP-2E, ZP-3E | Pavement Rehabilitation and Reconstruction of Roads (2020) Includes Pavement Set Aside Penalty of \$29.5M | Islandwide | NEPA | F | - | - | - | - | - | - | | | | |
| | | | | | TC | - | - | - | - | - | - | - | - | - | |
| | | | | | S | - | - | - | - | - | - | - | - | - | |
| | | | | | T | | | | | | | | - | | |
| | | | | Pre-Engineering | F | - | - | - | - | - | - | - | - | - | |
| | | | | | TC | - | - | - | - | - | - | - | - | - | |
| | | | | | S | - | - | - | - | - | - | - | - | - | |
| | | | | | T | | | | | | | | - | | |
| | | | | Design | F | - | - | - | - | - | - | - | - | - | |
| | | | | | TC | - | - | - | - | - | - | - | - | - | |
| | | | | | S | - | - | - | - | - | - | - | - | - | |
| | | | | | T | | | | | | | | - | | |
| | | | | ROW | F | - | - | - | - | - | - | - | - | - | |
| | | | | | TC | - | - | - | - | - | - | - | - | - | |
| | | | | | S | - | - | - | - | - | - | - | - | - | |
| | | | | | T | | | | | | | | - | | |
| | Construction | F | - | - | 28,856,478 | - | - | - | - | - | 28,856,478 | | | | |
| | | TC | - | - | 7,214,119 | - | - | - | - | - | 7,214,119 | | | | |
| | | S | - | - | - | - | - | - | - | - | - | | | | |
| | | T | | | 36,070,597 | | - | - | - | | 36,070,597 | Please see Appendix C for pavement project details | | | |
| Total Estimated Project Cost | | | | | | - | 36,070,597 | - | - | - | 36,070,597 | | | | |

*Fund Reconciliation for each project can be found on pages FHWA-3 thru FHWA-6
**Retroactive TC will be use for projects currently under construction..

GOVERNMENT OF PUERTO RICO
PUERTO RICO DEPARTMENT OF TRANSPORTATION AND PUBLIC WORKS
PUERTO RICO HIGHWAY AND TRANSPORTATION AUTHORITY
STATEWIDE TRANSPORTATION IMPROVEMENT PROGRAM
FISCAL YEARS 2019-2022 - AMENDMENT #2
Administrative Modification #1

Legend:
F - Federal Funds
TC - Toll Credits Funds
S - State /Local Funds
T - Total Funds

| Núm. | AC-Code / Oracle # / Fed # / Program Code | Description | Town | Phase | Fed. Past Obligations / Locally Funded | | | | 2019 | 2020 | 2021 | 2022 | Future Investment | Total Est. Cost | Remarks | | | |
|------------------------------|---|--|------------|-----------------|--|------------|------------|---|------------|------------|------|------|-------------------|---|---------|---|---|--|
| 21 | AC-800556 ZP-10, ZP-20, ZP-30 ZP-1E, ZP-2E, ZP-3E | Pavement Rehabilitation and Reconstruction of Roads (2021) Includes Pavement Set Aside Penalty of \$29.5M | Islandwide | NEPA | F | - | - | - | - | - | - | - | - | - | | | | |
| | | | | | TC | - | - | - | - | - | - | - | - | - | | | | |
| | | | | | S | - | - | - | - | - | - | - | - | - | | | | |
| | | | | | T | - | - | - | - | - | - | - | - | - | | | | |
| | | | | Pre-Engineering | F | - | - | - | - | - | - | - | - | - | - | - | - | |
| | | | | | TC | - | - | - | - | - | - | - | - | - | - | - | - | |
| | | | | | S | - | - | - | - | - | - | - | - | - | - | - | - | |
| | | | | | T | - | - | - | - | - | - | - | - | - | - | - | - | |
| | | | | Design | F | - | - | - | - | - | - | - | - | - | - | - | - | |
| | | | | | TC | - | - | - | - | - | - | - | - | - | - | - | - | |
| | | | | | S | - | - | - | - | - | - | - | - | - | - | - | - | |
| | | | | | T | - | - | - | - | - | - | - | - | - | - | - | - | |
| | | | | ROW | F | - | - | - | - | - | - | - | - | - | - | - | - | |
| | | | | | TC | - | - | - | - | - | - | - | - | - | - | - | - | |
| | | | | | S | - | - | - | - | - | - | - | - | - | - | - | - | |
| | | | | | T | - | - | - | - | - | - | - | - | - | - | - | - | |
| Construction | F | - | - | - | - | 39,296,908 | - | - | - | - | - | - | 39,296,908 | Please see Appendix C for pavement project details | | | | |
| | TC | - | - | - | - | 9,824,227 | - | - | - | - | - | - | 9,824,227 | | | | | |
| | S | - | - | - | - | - | - | - | - | - | - | - | - | | | | | |
| | T | - | - | - | - | 49,121,135 | - | - | - | - | - | - | 49,121,135 | | | | | |
| Total Estimated Project Cost | | | | | | - | - | - | 49,121,135 | - | - | - | 49,121,135 | | | | | |
| 22 | AC-800557 ZP-10, ZP-20, ZP-30 ZP-1E, ZP-2E, ZP-3E | Pavement Rehabilitation and Reconstruction of Roads (2022) Includes Pavement Set Aside Penalty of \$29.5M | Islandwide | NEPA | F | - | - | - | - | - | - | - | - | - | | | | |
| | | | | | TC | - | - | - | - | - | - | - | - | - | - | - | | |
| | | | | | S | - | - | - | - | - | - | - | - | - | - | - | - | |
| | | | | | T | - | - | - | - | - | - | - | - | - | - | - | - | |
| | | | | Pre-Engineering | F | - | - | - | - | - | - | - | - | - | - | - | - | |
| | | | | | TC | - | - | - | - | - | - | - | - | - | - | - | - | |
| | | | | | S | - | - | - | - | - | - | - | - | - | - | - | - | |
| | | | | | T | - | - | - | - | - | - | - | - | - | - | - | - | |
| | | | | Design | F | - | - | - | - | - | - | - | - | - | - | - | - | |
| | | | | | TC | - | - | - | - | - | - | - | - | - | - | - | - | |
| | | | | | S | - | - | - | - | - | - | - | - | - | - | - | - | |
| | | | | | T | - | - | - | - | - | - | - | - | - | - | - | - | |
| | | | | ROW | F | - | - | - | - | - | - | - | - | - | - | - | - | Additional Funding is being requested with CRRSAA |
| | | | | | TC | - | - | - | - | - | - | - | - | - | - | - | - | |
| | | | | | S | - | - | - | - | - | - | - | - | - | - | - | - | |
| | | | | | T | - | - | - | - | - | - | - | - | - | - | - | - | |
| Construction | F | - | - | - | - | - | 43,828,000 | - | - | - | - | - | 43,828,000 | Please see Appendix C for pavement project details | | | | |
| | TC | - | - | - | - | - | 10,957,000 | - | - | - | - | - | 10,957,000 | | | | | |
| | S | - | - | - | - | - | - | - | - | - | - | - | - | | | | | |
| | T | - | - | - | - | - | 54,785,000 | - | - | - | - | - | 54,785,000 | | | | | |
| Total Estimated Project Cost | | | | | | - | - | - | - | 54,785,000 | - | - | 54,785,000 | | | | | |

*Fund Reconciliation for each project can be found on pages FHWA-3 thru FHWA-6
**Retroactive TC will be use for projects currently under construction..

GOVERNMENT OF PUERTO RICO
PUERTO RICO DEPARTMENT OF TRANSPORTATION AND PUBLIC WORKS
PUERTO RICO HIGHWAY AND TRANSPORTATION AUTHORITY
STATEWIDE TRANSPORTATION IMPROVEMENT PROGRAM
FISCAL YEARS 2019-2022 - AMENDMENT #2
Administrative Modification #1

Legend:
F - Federal Funds
TC - Toll Credits Funds
S - State /Local Funds
T - Total Funds

| Núm. | AC-Code / Oracle # / Fed # / Program Code | Description | Town | Phase | Fed. Past Obligations / Locally Funded | 2019 | 2020 | 2021 | 2022 | Future Investment | Total Est. Cost | Remarks |
|------------------------------|--|--|------------|----------|--|------|-----------|-----------|------|-------------------|-----------------|-------------------|
| 23 | AC-900132 L0090000132 ZP-10 ZP-1E | SPR-56 - State Planning and Research Program (2019) | Islandwide | NEPA | F | - | - | - | - | - | - | |
| | | | | | TC | - | - | - | - | - | - | |
| | | | | | S | - | - | - | - | - | - | |
| | | | | | T | - | - | - | - | - | - | |
| | | | | Planning | F | - | 4,800,000 | - | - | - | 4,800,000 | |
| | | | | | TC | - | 1,200,000 | - | - | - | 1,200,000 | Project Obligated |
| | | | | | S | - | - | - | - | - | - | |
| | | | | | T | - | 6,000,000 | - | - | - | 6,000,000 | |
| | | | | Design | F | - | - | - | - | - | - | |
| | | | | | TC | - | - | - | - | - | - | |
| | | | | | S | - | - | - | - | - | - | |
| | | | | | T | - | - | - | - | - | - | |
| | | | | ROW | F | - | - | - | - | - | - | |
| | | | | | TC | - | - | - | - | - | - | |
| | | | | | S | - | - | - | - | - | - | |
| | | | | | T | - | - | - | - | - | - | |
| Construction | F | - | - | - | - | - | - | | | | | |
| | TC | - | - | - | - | - | - | | | | | |
| | S | - | - | - | - | - | - | | | | | |
| | T | - | - | - | - | - | - | | | | | |
| Total Estimated Project Cost | | | | | | - | 6,000,000 | - | - | - | 6,000,000 | |
| 24 | AC-900134 L0090000134 ZP-10 ZP-1E | SPR-57 - State Planning and Research Program (2020) | Islandwide | NEPA | F | - | - | - | - | - | - | |
| | | | | | TC | - | - | - | - | - | - | |
| | | | | | S | - | - | - | - | - | - | |
| | | | | | T | - | - | - | - | - | - | |
| | | | | Planning | F | - | - | 4,800,000 | - | - | 4,800,000 | |
| | | | | | TC | - | - | 1,200,000 | - | - | 1,200,000 | Project Obligated |
| | | | | | S | - | - | - | - | - | - | |
| | | | | | T | - | - | 6,000,000 | - | - | 6,000,000 | |
| | | | | Design | F | - | - | - | - | - | - | |
| | | | | | TC | - | - | - | - | - | - | |
| | | | | | S | - | - | - | - | - | - | |
| | | | | | T | - | - | - | - | - | - | |
| | | | | ROW | F | - | - | - | - | - | - | |
| | | | | | TC | - | - | - | - | - | - | |
| | | | | | S | - | - | - | - | - | - | |
| | | | | | T | - | - | - | - | - | - | |
| Construction | F | - | - | - | - | - | - | | | | | |
| | TC | - | - | - | - | - | - | | | | | |
| | S | - | - | - | - | - | - | | | | | |
| | T | - | - | - | - | - | - | | | | | |
| Total Estimated Project Cost | | | | | | - | 6,000,000 | - | - | - | 6,000,000 | |

*Fund Reconciliation for each project can be found on pages FHWA-3 thru FHWA-6
**Retroactive TC will be use for projects currently under construction..

GOVERNMENT OF PUERTO RICO
PUERTO RICO DEPARTMENT OF TRANSPORTATION AND PUBLIC WORKS
PUERTO RICO HIGHWAY AND TRANSPORTATION AUTHORITY
STATEWIDE TRANSPORTATION IMPROVEMENT PROGRAM
FISCAL YEARS 2019-2022 - AMENDMENT #2
Administrative Modification #1

Legend:
F - Federal Funds
TC - Toll Credits Funds
S - State /Local Funds
T - Total Funds

| Núm. | AC-Code / Oracle # / Fed # / Program Code | Description | Town | Phase | Fed. Past Obligations / Locally Funded | 2019 | 2020 | 2021 | 2022 | Future Investment | Total Est. Cost | Remarks | |
|------------------------------|--|--|------------|----------|--|------|------|-----------|-----------|-------------------|-----------------|-----------|--|
| 25 | AC-900139 ZP-10 ZP-1E | SPR-58 - State Planning and Research Program (2021) | Islandwide | NEPA | F | - | - | - | - | - | - | | |
| | | | | | TC | - | - | - | - | - | - | | |
| | | | | | S | - | - | - | - | - | - | | |
| | | | | | T | - | - | - | - | - | - | | |
| | | | | Planning | F | - | - | - | 4,800,000 | - | - | 4,800,000 | Project Obligated with \$4M an additional \$2M is being requested |
| | | | | | TC | - | - | - | 1,200,000 | - | - | 1,200,000 | |
| | | | | | S | - | - | - | - | - | - | - | |
| | | | | | T | - | - | - | 6,000,000 | - | - | 6,000,000 | |
| | | | | Design | F | - | - | - | - | - | - | - | |
| | | | | | TC | - | - | - | - | - | - | - | |
| | | | | | S | - | - | - | - | - | - | - | |
| | | | | | T | - | - | - | - | - | - | - | |
| | | | | ROW | F | - | - | - | - | - | - | - | |
| | | | | | TC | - | - | - | - | - | - | - | |
| | | | | | S | - | - | - | - | - | - | - | |
| | | | | | T | - | - | - | - | - | - | - | |
| Construction | F | - | - | - | - | - | - | - | | | | | |
| | TC | - | - | - | - | - | - | - | | | | | |
| | S | - | - | - | - | - | - | - | | | | | |
| | T | - | - | - | - | - | - | - | | | | | |
| Total Estimated Project Cost | | | | | | - | - | 6,000,000 | - | - | 6,000,000 | | |
| 26 | AC-900140 ZP-10 ZP-1E | SPR-59 - State Planning and Research Program (2022) | Islandwide | NEPA | F | - | - | - | - | - | - | | |
| | | | | | TC | - | - | - | - | - | - | - | |
| | | | | | S | - | - | - | - | - | - | - | |
| | | | | | T | - | - | - | - | - | - | - | |
| | | | | Planning | F | - | - | - | - | 4,800,000 | - | 4,800,000 | |
| | | | | | TC | - | - | - | - | 1,200,000 | - | 1,200,000 | |
| | | | | | S | - | - | - | - | - | - | - | |
| | | | | | T | - | - | - | - | 6,000,000 | - | 6,000,000 | |
| | | | | Design | F | - | - | - | - | - | - | - | |
| | | | | | TC | - | - | - | - | - | - | - | |
| | | | | | S | - | - | - | - | - | - | - | |
| | | | | | T | - | - | - | - | - | - | - | |
| | | | | ROW | F | - | - | - | - | - | - | - | |
| | | | | | TC | - | - | - | - | - | - | - | |
| | | | | | S | - | - | - | - | - | - | - | |
| | | | | | T | - | - | - | - | - | - | - | |
| Construction | F | - | - | - | - | - | - | - | | | | | |
| | TC | - | - | - | - | - | - | - | | | | | |
| | S | - | - | - | - | - | - | - | | | | | |
| | T | - | - | - | - | - | - | - | | | | | |
| Total Estimated Project Cost | | | | | | - | - | - | 6,000,000 | - | - | 6,000,000 | |

*Fund Reconciliation for each project can be found on pages FHWA-3 thru FHWA-6
**Retroactive TC will be use for projects currently under construction..

GOVERNMENT OF PUERTO RICO
PUERTO RICO DEPARTMENT OF TRANSPORTATION AND PUBLIC WORKS
PUERTO RICO HIGHWAY AND TRANSPORTATION AUTHORITY
STATEWIDE TRANSPORTATION IMPROVEMENT PROGRAM
FISCAL YEARS 2019-2022 - AMENDMENT #2
Administrative Modification #1

Legend:
F - Federal Funds
TC - Toll Credits Funds
S - State /Local Funds
T - Total Funds

| Núm. | AC-Code / Oracle # / Fed # / Program Code | Description | Town | Phase | Fed. Past Obligations / Locally Funded | 2019 | 2020 | 2021 | 2022 | Future Investment | Total Est. Cost | Remarks | | |
|------------------------------|---|--|------------|-----------------|--|------|------------|------------|--|-------------------|-----------------|---|---|---|
| 27 | AC-900133 ZP-10, ZP-20, ZP-30 ZP-1E, ZP-2E, ZP-3E | Rehabilitation, Replacement and Critical Bridges (2019) | Islandwide | NEPA | F | - | - | - | - | - | - | Change in Project Name. Bridge Critical Findings Project Line has been integrated with The Rehabilitation and Replacement of Bridges. | | |
| | | | | | TC | - | - | - | - | - | - | | | |
| | | | | | S | - | - | - | - | - | - | | | |
| | | | | | T | - | - | - | - | - | - | | | |
| | | | | Pre-Engineering | F | - | - | - | - | - | - | | | |
| | | | | | TC | - | - | - | - | - | - | | | |
| | | | | | S | - | - | - | - | - | - | | | |
| | | | | | T | - | - | - | - | - | - | | | |
| | | | | Design | F | - | - | - | - | - | - | | | |
| | | | | | TC | - | - | - | - | - | - | | | |
| | | | | | S | - | - | - | - | - | - | | | |
| | | | | | T | - | - | - | - | - | - | | | |
| | | | | ROW | F | - | - | - | - | - | - | | | |
| | | | | | TC | - | - | - | - | - | - | | | |
| | | | | | S | - | - | - | - | - | - | | | |
| | | | | | T | - | - | - | - | - | - | | | |
| Construction | F | - | 7,806,991 | - | - | - | - | 7,806,991 | Project Obligated in FY 2019. See Appendix A for Project List | | | | | |
| | TC | - | 1,951,748 | - | - | - | - | 1,951,748 | | | | | | |
| | S | - | 240,900 | - | - | - | - | 240,900 | | | | | | |
| | T | - | 9,999,639 | - | - | - | - | 9,999,639 | | | | | | |
| Total Estimated Project Cost | | | | | | - | 9,999,639 | - | - | - | 9,999,639 | | | |
| 28 | AC-900135 ZP-10, ZP-20, ZP-30 | Rehabilitation, Replacement and Critical Bridges (2020) | Islandwide | NEPA | F | - | - | - | - | - | - | Change in Project Name. Bridge Critical Findings Project Line has been integrated with The Rehabilitation and Replacement of Bridges. | | |
| | | | | | TC | - | - | - | - | - | - | | - | |
| | | | | | S | - | - | - | - | - | - | | - | |
| | | | | | T | - | - | - | - | - | - | | - | |
| | | | | Pre-Engineering | F | - | - | - | - | - | - | | - | |
| | | | | | TC | - | - | - | - | - | - | | - | |
| | | | | | S | - | - | - | - | - | - | | - | |
| | | | | | T | - | - | - | - | - | - | | - | |
| | | | | Design | F | - | - | - | - | - | - | | - | Advance Construction Funds of \$30,846,096 may be utilized to advance project AC-900137 of FY 2021 |
| | | | | | TC | - | - | - | - | - | - | | - | |
| | | | | | S | - | - | - | - | - | - | | - | |
| | | | | | T | - | - | - | - | - | - | | - | |
| | | | | ROW | F | - | - | - | - | - | - | | - | Project Obligated |
| | | | | | TC | - | - | - | - | - | - | | - | |
| | | | | | S | - | - | - | - | - | - | | - | |
| | | | | | T | - | - | - | - | - | - | | - | |
| Construction | F | - | - | 13,840,000 | - | - | - | 13,840,000 | | | | | | |
| | TC | - | - | 3,460,000 | - | - | - | 3,460,000 | | | | | | |
| | S | - | - | - | - | - | - | - | | | | | | |
| | T | - | - | 17,300,000 | - | - | - | 17,300,000 | | | | | | |
| Total Estimated Project Cost | | | | | | - | 17,300,000 | - | - | - | 17,300,000 | | | |

*Fund Reconciliation for each project can be found on pages FHWA-3 thru FHWA-6
**Retroactive TC will be use for projects currently under construction..

GOVERNMENT OF PUERTO RICO
PUERTO RICO DEPARTMENT OF TRANSPORTATION AND PUBLIC WORKS
PUERTO RICO HIGHWAY AND TRANSPORTATION AUTHORITY
STATEWIDE TRANSPORTATION IMPROVEMENT PROGRAM
FISCAL YEARS 2019-2022 - AMENDMENT #2
Administrative Modification #1

Legend:
F - Federal Funds
TC - Toll Credits Funds
S - State /Local Funds
T - Total Funds

| Núm. | AC-Code / Oracle # / Fed # / Program Code | Description | Town | Phase | Fed. Past Obligations / Locally Funded | 2019 | 2020 | 2021 | 2022 | Future Investment | Total Est. Cost | Remarks | | | |
|------------------------------|---|--|------------|-----------------|--|------|-----------|------------|-----------|-------------------|---|---------|---|-----------|--|
| 29 | AC-900137 ZP-10, ZP-20, ZP-30 ZP-1E, ZP-2E, ZP-3E | Rehabilitation, Replacement and Critical Bridges (2021) | Islandwide | NEPA | F | - | - | - | - | - | - | | | | |
| | | | | | TC | - | - | - | - | - | - | | | | |
| | | | | | S | - | - | - | - | - | - | | | | |
| | | | | | T | - | - | - | - | - | - | | | | |
| | | | | Pre-Engineering | F | - | - | - | - | - | - | - | - | | |
| | | | | | TC | - | - | - | - | - | - | - | - | | |
| | | | | | S | - | - | - | - | - | - | - | - | | |
| | | | | | T | - | - | - | - | - | - | - | - | | |
| | | | | Design | F | - | - | - | - | - | - | - | - | - | |
| | | | | | TC | - | - | - | - | - | - | - | - | - | |
| | | | | | S | - | - | - | - | - | - | - | - | - | |
| | | | | | T | - | - | - | - | - | - | - | - | - | |
| | | | | ROW | F | - | - | - | 205,600 | - | - | - | - | 1,136,684 | |
| | | | | | TC | - | - | - | 51,400 | - | - | - | - | 284,171 | |
| | | | | | S | - | - | - | - | - | - | - | - | - | |
| | | | | | T | - | - | - | 257,000 | - | - | - | - | 1,420,855 | |
| Construction | F | - | - | - | 15,874,400 | - | - | - | - | 10,042,736 | | | | | |
| | TC | - | - | - | 3,968,600 | - | - | - | - | 2,510,684 | | | | | |
| | S | - | - | - | - | - | - | - | - | - | | | | | |
| | T | - | - | - | 19,843,000 | - | - | - | - | 12,553,420 | See Appendix A for Project List | | | | |
| Total Estimated Project Cost | | | | | - | - | - | 20,100,000 | - | - | 13,974,275 | | | | |
| 30 | AC-900138 ZP-10, ZP-20, ZP-30 ZP-1E, ZP-2E, ZP-3E | Rehabilitation, Replacement and Critical Bridges (2022) | Islandwide | NEPA | F | - | - | - | - | - | - | | | | |
| | | | | | TC | - | - | - | - | - | - | - | - | | |
| | | | | | S | - | - | - | - | - | - | - | - | | |
| | | | | | T | - | - | - | - | - | - | - | - | | |
| | | | | Pre-Engineering | F | - | - | - | - | - | - | - | - | - | |
| | | | | | TC | - | - | - | - | - | - | - | - | - | |
| | | | | | S | - | - | - | - | - | - | - | - | - | |
| | | | | | T | - | - | - | - | - | - | - | - | - | |
| | | | | Design | F | - | - | - | - | - | - | - | - | - | |
| | | | | | TC | - | - | - | - | - | - | - | - | - | |
| | | | | | S | - | - | - | - | - | - | - | - | - | |
| | | | | | T | - | - | - | - | - | - | - | - | - | |
| | | | | ROW | F | - | - | - | - | - | 1,028,000 | - | - | 1,028,000 | |
| | | | | | TC | - | - | - | - | - | 257,000 | - | - | 257,000 | |
| | | | | | S | - | - | - | - | - | - | - | - | - | |
| | | | | | T | - | - | - | - | - | 1,285,000 | - | - | 1,285,000 | |
| Construction | F | - | - | - | - | - | 6,166,011 | - | - | 6,166,011 | | | | | |
| | TC | - | - | - | - | - | 1,541,503 | - | - | 1,541,503 | | | | | |
| | S | - | - | - | - | - | - | - | - | - | | | | | |
| | T | - | - | - | - | - | 7,707,514 | - | - | 7,707,514 | Please See Appendix A for Project List | | | | |
| Total Estimated Project Cost | | | | | - | - | - | - | 8,992,514 | - | 8,992,514 | | | | |

*Fund Reconciliation for each project can be found on pages FHWA-3 thru FHWA-6
**Retroactive TC will be use for projects currently under construction..

GOVERNMENT OF PUERTO RICO
PUERTO RICO DEPARTMENT OF TRANSPORTATION AND PUBLIC WORKS
PUERTO RICO HIGHWAY AND TRANSPORTATION AUTHORITY
STATEWIDE TRANSPORTATION IMPROVEMENT PROGRAM
FISCAL YEARS 2019-2022 - AMENDMENT #2
Administrative Modification #1

Legend:
F - Federal Funds
TC - Toll Credits Funds
S - State /Local Funds
T - Total Funds

| Núm. | AC-Code / Oracle # / Fed # / Program Code | Description | Town | Phase | Fed. Past Obligations / Locally Funded | 2019 | 2020 | 2021 | 2022 | Future Investment | Total Est. Cost | Remarks | | | |
|------|--|---|------------|-----------------|--|-----------|-----------|------|------|-------------------|-----------------|---------|-----------|-----------|---|
| 31 | AC-800513 ZP-10, ZP-20, ZP-30 | Systematic Bridges Preservation Program (2019) | Islandwide | NEPA | F | - | - | - | - | - | - | | | | |
| | | | | | TC | - | - | - | - | - | - | | | | |
| | | | | | S | - | - | - | - | - | - | | | | |
| | | | | | T | | | | | | - | | | | |
| | | | | Pre-Engineering | F | - | - | - | - | - | - | - | - | - | |
| | | | | | TC | - | - | - | - | - | - | - | | | |
| | | | | | S | - | - | - | - | - | - | - | | | |
| | | | | | T | | | | | | - | | | | |
| | | | | Design | F | - | - | - | - | - | - | - | - | - | |
| | | | | | TC | - | - | - | - | - | - | - | | | |
| | | | | | S | - | - | - | - | - | - | - | | | |
| | | | | | T | | | | | | - | | | | |
| | | | | ROW | F | - | - | - | - | - | - | - | - | - | |
| | | | | | TC | - | - | - | - | - | - | - | | | |
| | | | | | S | - | - | - | - | - | - | - | | | |
| | | | | | T | | | | | | - | | | | |
| | | | | Construction | F | - | 5,427,921 | - | - | - | - | - | - | 5,427,921 | Project Obligated in FY 2019 Please See Appendix A for Project List |
| | | | | | TC | - | 1,356,980 | - | - | - | - | - | - | 1,356,980 | |
| | | | | | S | - | - | - | - | - | - | - | - | - | |
| | | | | | T | | 6,784,901 | | | | | | 6,784,901 | | |
| | | | | | | 6,784,901 | - | - | - | - | 6,784,901 | | | | |
| 32 | AC-800517 ZP-10, ZP-20, ZP-30 | Systematic Bridges Preservation Program (2020) | Islandwide | NEPA | F | - | - | - | - | - | - | | | | |
| | | | | | TC | - | - | - | - | - | - | | - | | |
| | | | | | S | - | - | - | - | - | - | | - | | |
| | | | | | T | | | | | | - | | | | |
| | | | | Pre-Engineering | F | - | - | - | - | - | - | - | - | - | |
| | | | | | TC | - | - | - | - | - | - | - | | | |
| | | | | | S | - | - | - | - | - | - | - | | | |
| | | | | | T | | | | | | - | | | | |
| | | | | Design | F | - | - | - | - | - | - | - | - | - | |
| | | | | | TC | - | - | - | - | - | - | - | | | |
| | | | | | S | - | - | - | - | - | - | - | | | |
| | | | | | T | | | | | | - | | | | |
| | | | | ROW | F | - | - | - | - | - | - | - | - | - | |
| | | | | | TC | - | - | - | - | - | - | - | | | |
| | | | | | S | - | - | - | - | - | - | - | | | |
| | | | | | T | | | | | | - | | | | |
| | | | | Construction | F | - | - | - | - | - | - | - | - | - | Please See Appendix A for Project List |
| | | | | | TC | - | - | - | - | - | - | - | - | - | |
| | | | | | S | - | - | - | - | - | - | - | - | - | |
| | | | | | T | | - | - | - | - | - | - | - | | |
| | | | | | | - | - | - | - | - | - | | | | |

*Fund Reconciliation for each project can be found on pages FHWA-3 thru FHWA-6
**Retroactive TC will be use for projects currently under construction..

GOVERNMENT OF PUERTO RICO
PUERTO RICO DEPARTMENT OF TRANSPORTATION AND PUBLIC WORKS
PUERTO RICO HIGHWAY AND TRANSPORTATION AUTHORITY
STATEWIDE TRANSPORTATION IMPROVEMENT PROGRAM
FISCAL YEARS 2019-2022 - AMENDMENT #2
Administrative Modification #1

Legend:
F - Federal Funds
TC - Toll Credits Funds
S - State /Local Funds
T - Total Funds

| Núm. | AC-Code / Oracle # / Fed # / Program Code | Description | Town | Phase | Fed. Past Obligations / Locally Funded | 2019 | 2020 | 2021 | 2022 | Future Investment | Total Est. Cost | Remarks | |
|--------------|---|---|------------|-----------------|--|-----------|------|-----------|---|-------------------|-----------------|---------|--|
| 33 | AC-800552 ZP-10, ZP-20, ZP-30 ZP-1E, ZP-2E, ZP-3E | Systematic Bridges Preservation Program (2021) | Islandwide | NEPA | F | - | - | - | - | - | - | | |
| | | | | | TC | - | - | - | - | - | - | | |
| | | | | | S | - | - | - | - | - | - | | |
| | | | | | T | - | - | - | - | - | - | | |
| | | | | Pre-Engineering | F | - | - | - | - | - | - | | |
| | | | | | TC | - | - | - | - | - | - | | |
| | | | | | S | - | - | - | - | - | - | | |
| | | | | | T | - | - | - | - | - | - | | |
| | | | | Design | F | - | - | - | - | - | - | | |
| | | | | | TC | - | - | - | - | - | - | | |
| | | | | | S | - | - | - | - | - | - | | |
| | | | | | T | - | - | - | - | - | - | | |
| | | | | ROW | F | - | - | - | - | - | - | | |
| | | | | | TC | - | - | - | - | - | - | | |
| | | | | | S | - | - | - | - | - | - | | |
| | | | | | T | - | - | - | - | - | - | | |
| Construction | F | - | - | - | 3,060,580 | - | - | 3,060,580 | Please See Appendix A for Project List | | | | |
| | TC | - | - | - | 765,145 | - | - | 765,145 | | | | | |
| | S | - | - | - | - | - | - | - | | | | | |
| | T | - | - | - | 3,825,725 | - | - | 3,825,725 | | | | | |
| | | | | | | - | - | - | - | 3,825,725 | | | |
| 34 | AC-800553 ZP-10, ZP-20, ZP-30 ZP-1E, ZP-2E, ZP-3E | Systematic Bridges Preservation Program (2022) | Islandwide | NEPA | F | - | - | - | - | - | - | | |
| | | | | | TC | - | - | - | - | - | - | - | |
| | | | | | S | - | - | - | - | - | - | - | |
| | | | | | T | - | - | - | - | - | - | - | |
| | | | | Pre-Engineering | F | - | - | - | - | - | - | - | |
| | | | | | TC | - | - | - | - | - | - | - | |
| | | | | | S | - | - | - | - | - | - | - | |
| | | | | | T | - | - | - | - | - | - | - | |
| | | | | Design | F | - | - | - | - | - | - | - | |
| | | | | | TC | - | - | - | - | - | - | - | |
| | | | | | S | - | - | - | - | - | - | - | |
| | | | | | T | - | - | - | - | - | - | - | |
| | | | | ROW | F | - | - | - | - | - | - | - | |
| | | | | | TC | - | - | - | - | - | - | - | |
| | | | | | S | - | - | - | - | - | - | - | |
| | | | | | T | - | - | - | - | - | - | - | |
| Construction | F | - | - | - | - | 6,645,989 | - | 6,645,989 | Please See Appendix A for Project List | | | | |
| | TC | - | - | - | - | 1,661,497 | - | 1,661,497 | | | | | |
| | S | - | - | - | - | - | - | - | | | | | |
| | T | - | - | - | - | 8,307,486 | - | 8,307,486 | | | | | |
| | | | | | | - | - | - | - | 8,307,486 | | | |

*Fund Reconciliation for each project can be found on pages FHWA-3 thru FHWA-6
**Retroactive TC will be use for projects currently under construction..

GOVERNMENT OF PUERTO RICO
PUERTO RICO DEPARTMENT OF TRANSPORTATION AND PUBLIC WORKS
PUERTO RICO HIGHWAY AND TRANSPORTATION AUTHORITY
STATEWIDE TRANSPORTATION IMPROVEMENT PROGRAM
FISCAL YEARS 2019-2022 - AMENDMENT #2
Administrative Modification #1

Legend:
F - Federal Funds
TC - Toll Credits Funds
S - State /Local Funds
T - Total Funds

| Núm. | AC-Code / Oracle # / Fed # / Program Code | Description | Town | Phase | Fed. Past Obligations / Locally Funded | | | | | Future Investment | Total Est. Cost | Remarks | | | | |
|------------------------------|--|---------------------------------|------------|-----------------|--|------|-----------|------|------|-------------------|-----------------|---------|---|-----------|------------------------------|---|
| | | | | | | 2019 | 2020 | 2021 | 2022 | | | | | | | |
| 35 | AC-992480 NBIS035 ZP-20 | Bridge Inventory System NBIS 35 | Islandwide | NEPA | F | - | - | - | - | - | - | - | - | - | Project Obligated in FY 2019 | |
| | | | | | TC | - | - | - | - | - | - | - | - | - | | |
| | | | | | S | - | - | - | - | - | - | - | - | - | | |
| | | | | | T | - | - | - | - | - | - | - | - | - | | |
| | | | | Pre-Engineering | F | - | - | - | - | - | - | - | - | - | | - |
| | | | | | TC | - | - | - | - | - | - | - | - | - | | - |
| | | | | | S | - | - | - | - | - | - | - | - | - | | - |
| | | | | | T | - | - | - | - | - | - | - | - | - | | - |
| | | | | Design | F | - | 4,219,919 | - | - | - | - | - | - | 4,219,919 | | - |
| | | | | | TC | - | 1,054,980 | - | - | - | - | - | - | 1,054,980 | | - |
| | | | | | S | - | - | - | - | - | - | - | - | - | | - |
| | | | | | T | - | 5,274,898 | - | - | - | - | - | - | 5,274,898 | | - |
| | | | | ROW | F | - | - | - | - | - | - | - | - | - | | - |
| | | | | | TC | - | - | - | - | - | - | - | - | - | | - |
| | | | | | S | - | - | - | - | - | - | - | - | - | | - |
| | | | | | T | - | - | - | - | - | - | - | - | - | | - |
| Construction | F | - | - | - | - | - | - | - | - | - | - | | | | | |
| | TC | - | - | - | - | - | - | - | - | - | - | | | | | |
| | S | - | - | - | - | - | - | - | - | - | - | | | | | |
| | T | - | - | - | - | - | - | - | - | - | - | | | | | |
| | | | | | | - | 5,274,898 | - | - | - | 5,274,898 | - | | | | |
| 36 | AC-992481 ZP-20 | Bridge Inventory System NBIS 36 | Islandwide | NEPA | F | - | - | - | - | - | - | - | - | - | Project Obligaed in FY2020 | |
| | | | | | TC | - | - | - | - | - | - | - | - | - | | - |
| | | | | | S | - | - | - | - | - | - | - | - | - | | - |
| | | | | | T | - | - | - | - | - | - | - | - | - | | - |
| | | | | Pre-Engineering | F | - | - | - | - | - | - | - | - | - | | - |
| | | | | | TC | - | - | - | - | - | - | - | - | - | | - |
| | | | | | S | - | - | - | - | - | - | - | - | - | | - |
| | | | | | T | - | - | - | - | - | - | - | - | - | | - |
| | | | | Design | F | - | 984,973 | - | - | - | - | - | - | 984,973 | | - |
| | | | | | TC | - | 246,243 | - | - | - | - | - | - | 246,243 | | - |
| | | | | | S | - | 64,801 | - | - | - | - | - | - | 64,801 | | - |
| | | | | | T | - | 1,296,017 | - | - | - | - | - | - | 1,296,017 | | - |
| | | | | ROW | F | - | - | - | - | - | - | - | - | - | | - |
| | | | | | TC | - | - | - | - | - | - | - | - | - | | - |
| | | | | | S | - | - | - | - | - | - | - | - | - | | - |
| | | | | | T | - | - | - | - | - | - | - | - | - | | - |
| Construction | F | - | - | - | - | - | - | - | - | - | - | | | | | |
| | TC | - | - | - | - | - | - | - | - | - | - | | | | | |
| | S | - | - | - | - | - | - | - | - | - | - | | | | | |
| | T | - | - | - | - | - | - | - | - | - | - | | | | | |
| Total Estimated Project Cost | | | | | | - | 1,296,017 | - | - | - | 1,296,017 | - | | | | |

*Fund Reconciliation for each project can be found on pages FHWA-3 thru FHWA-6
**Retroactive TC will be use for projects currently under construction..

GOVERNMENT OF PUERTO RICO
PUERTO RICO DEPARTMENT OF TRANSPORTATION AND PUBLIC WORKS
PUERTO RICO HIGHWAY AND TRANSPORTATION AUTHORITY
STATEWIDE TRANSPORTATION IMPROVEMENT PROGRAM
FISCAL YEARS 2019-2022 - AMENDMENT #2
Administrative Modification #1

Legend:
F - Federal Funds
TC - Toll Credits Funds
S - State /Local Funds
T - Total Funds

| Núm. | AC-Code / Oracle # / Fed # / Program Code | Description | Town | Phase | Fed. Past Obligations / Locally Funded | 2019 | 2020 | 2021 | 2022 | Future Investment | Total Est. Cost | Remarks | |
|------------------------------|--|---------------------------------|------------|-----------------|--|------|------|-----------|-----------|-------------------|-----------------|-----------|--|
| 37 | AC-992482 ZP-20 ZP-2E | Bridge Inventory System NBIS 37 | Islandwide | NEPA | F | - | - | - | - | - | - | | |
| | | | | | TC | - | - | - | - | - | - | | |
| | | | | | S | - | - | - | - | - | - | | |
| | | | | | T | | | | | | - | | |
| | | | | Pre-Engineering | F | - | - | - | - | - | - | | |
| | | | | | TC | - | - | - | - | - | - | | |
| | | | | | S | - | - | - | - | - | - | | |
| | | | | | T | | | | | | - | | |
| | | | | Design | F | - | - | - | 6,400,000 | - | - | 6,400,000 | |
| | | | | | TC | - | - | - | 1,600,000 | - | - | 1,600,000 | |
| | | | | | S | - | - | - | - | - | - | - | |
| | | | | | T | | - | - | 8,000,000 | | | 8,000,000 | |
| | | | | ROW | F | - | - | - | - | - | - | - | |
| | | | | | TC | - | - | - | - | - | - | - | |
| | | | | | S | - | - | - | - | - | - | - | |
| | | | | | T | | | | | | - | | |
| Construction | F | - | - | - | - | - | - | - | | | | | |
| | TC | - | - | - | - | - | - | - | | | | | |
| | S | - | - | - | - | - | - | - | | | | | |
| | T | | | | | | - | | | | | | |
| Total Estimated Project Cost | | | | | | - | - | 8,000,000 | - | - | 8,000,000 | | |
| 38 | AC-992483 ZP-20 ZP-2E | Bridge Inventory System NBIS 38 | Islandwide | NEPA | F | - | - | - | - | - | - | | |
| | | | | | TC | - | - | - | - | - | - | - | |
| | | | | | S | - | - | - | - | - | - | - | |
| | | | | | T | | | | | | - | | |
| | | | | Pre-Engineering | F | - | - | - | - | - | - | - | |
| | | | | | TC | - | - | - | - | - | - | - | |
| | | | | | S | - | - | - | - | - | - | - | |
| | | | | | T | | | | | | - | | |
| | | | | Design | F | - | - | - | - | 6,400,000 | - | 6,400,000 | |
| | | | | | TC | - | - | - | - | 1,600,000 | - | 1,600,000 | |
| | | | | | S | - | - | - | - | - | - | - | |
| | | | | | T | | - | - | 8,000,000 | | | 8,000,000 | |
| | | | | ROW | F | - | - | - | - | - | - | - | |
| | | | | | TC | - | - | - | - | - | - | - | |
| | | | | | S | - | - | - | - | - | - | - | |
| | | | | | T | | | | | | - | | |
| Construction | F | - | - | - | - | - | - | - | | | | | |
| | TC | - | - | - | - | - | - | - | | | | | |
| | S | - | - | - | - | - | - | - | | | | | |
| | T | | | | | | - | | | | | | |
| Total Estimated Project Cost | | | | | | - | - | - | 8,000,000 | - | 8,000,000 | | |

*Fund Reconciliation for each project can be found on pages FHWA-3 thru FHWA-6
**Retroactive TC will be use for projects currently under construction..

GOVERNMENT OF PUERTO RICO
PUERTO RICO DEPARTMENT OF TRANSPORTATION AND PUBLIC WORKS
PUERTO RICO HIGHWAY AND TRANSPORTATION AUTHORITY
STATEWIDE TRANSPORTATION IMPROVEMENT PROGRAM
FISCAL YEARS 2019-2022 - AMENDMENT #2
Administrative Modification #1

Legend:
F - Federal Funds
TC - Toll Credits Funds
S - State /Local Funds
T - Total Funds

| Núm. | AC-Code / Oracle # / Fed # / Program Code | Description | Town | Phase | Fed. Past Obligations / Locally Funded | 2019 | 2020 | 2021 | 2022 | Future Investment | Total Est. Cost | Remarks | |
|------------------------------|--|---|------------|-----------------|--|------|-----------|-----------|--|-------------------|-----------------|---------|--|
| 39 | AC-990153 L009900153 ZP-10, ZP-20, ZP-30 | Intelligent Transportation System (ITS) (2019) | Islandwide | NEPA | F | - | - | - | - | - | - | | |
| | | | | | TC | - | - | - | - | - | - | | |
| | | | | | S | - | - | - | - | - | - | | |
| | | | | | T | - | - | - | - | - | - | | |
| | | | | Pre-Engineering | F | - | - | - | - | - | - | | |
| | | | | | TC | - | - | - | - | - | - | | |
| | | | | | S | - | - | - | - | - | - | | |
| | | | | | T | - | - | - | - | - | - | | |
| | | | | Design | F | - | - | - | - | - | - | | |
| | | | | | TC | - | - | - | - | - | - | | |
| | | | | | S | - | - | - | - | - | - | | |
| | | | | | T | - | - | - | - | - | - | | |
| | | | | ROW | F | - | - | - | - | - | - | | |
| | | | | | TC | - | - | - | - | - | - | | |
| | | | | | S | - | - | - | - | - | - | | |
| | | | | | T | - | - | - | - | - | - | | |
| Construction | F | - | 760,000 | - | - | - | - | 760,000 | Project Obligated in FY 2019. Please See Appendix D for Project List | | | | |
| | TC | - | 190,000 | - | - | - | - | 190,000 | | | | | |
| | S | - | - | - | - | - | - | - | | | | | |
| | T | - | 950,000 | - | - | - | - | 950,000 | | | | | |
| Total Estimated Project Cost | | | | | | - | 950,000 | - | - | - | 950,000 | | |
| 40 | AC-990156 L009900156 ZP-10, ZP-20, ZP-30 | Intelligent Transportation System (ITS) (2020) | Islandwide | NEPA | F | - | - | - | - | - | - | | |
| | | | | | TC | - | - | - | - | - | - | - | |
| | | | | | S | - | - | - | - | - | - | - | |
| | | | | | T | - | - | - | - | - | - | - | |
| | | | | Pre-Engineering | F | - | - | - | - | - | - | - | |
| | | | | | TC | - | - | - | - | - | - | - | |
| | | | | | S | - | - | - | - | - | - | - | |
| | | | | | T | - | - | - | - | - | - | - | |
| | | | | Design | F | - | - | - | - | - | - | - | |
| | | | | | TC | - | - | - | - | - | - | - | |
| | | | | | S | - | - | - | - | - | - | - | |
| | | | | | T | - | - | - | - | - | - | - | |
| | | | | ROW | F | - | - | - | - | - | - | - | |
| | | | | | TC | - | - | - | - | - | - | - | |
| | | | | | S | - | - | - | - | - | - | - | |
| | | | | | T | - | - | - | - | - | - | - | |
| Construction | F | - | - | 3,200,000 | - | - | - | 3,200,000 | Project Obligated | | | | |
| | TC | - | - | 800,000 | - | - | - | 800,000 | | | | | |
| | S | - | - | - | - | - | - | - | | | | | |
| | T | - | - | 4,000,000 | - | - | - | 4,000,000 | | | | | |
| Total Estimated Project Cost | | | | | | - | 4,000,000 | - | - | - | 4,000,000 | | |

*Fund Reconciliation for each project can be found on pages FHWA-3 thru FHWA-6
**Retroactive TC will be use for projects currently under construction..

GOVERNMENT OF PUERTO RICO
PUERTO RICO DEPARTMENT OF TRANSPORTATION AND PUBLIC WORKS
PUERTO RICO HIGHWAY AND TRANSPORTATION AUTHORITY
STATEWIDE TRANSPORTATION IMPROVEMENT PROGRAM
FISCAL YEARS 2019-2022 - AMENDMENT #2
Administrative Modification #1

Legend:
F - Federal Funds
TC - Toll Credits Funds
S - State /Local Funds
T - Total Funds

| Núm. | AC-Code / Oracle # / Fed # / Program Code | Description | Town | Phase | Fed. Past Obligations / Locally Funded | 2019 | 2020 | 2021 | 2022 | Future Investment | Total Est. Cost | Remarks | |
|------------------------------|---|---|------------|-----------------|--|-----------|------|-----------|---|-------------------|-----------------|-----------|--|
| 41 | AC-990165 ZP-10, ZP-20, ZP-30 ZP-1E, ZP-2E, ZP-3E | Intelligent Transportation System (ITS) (2021) | Islandwide | NEPA | F | - | - | - | - | - | - | | |
| | | | | | TC | - | - | - | - | - | - | | |
| | | | | | S | - | - | - | - | - | - | | |
| | | | | | T | - | - | - | - | - | - | | |
| | | | | Pre-Engineering | F | - | - | - | - | - | - | | |
| | | | | | TC | - | - | - | - | - | - | | |
| | | | | | S | - | - | - | - | - | - | | |
| | | | | | T | - | - | - | - | - | - | | |
| | | | | Design | F | - | - | - | - | - | - | | |
| | | | | | TC | - | - | - | - | - | - | | |
| | | | | | S | - | - | - | - | - | - | | |
| | | | | | T | - | - | - | - | - | - | | |
| | | | | ROW | F | - | - | - | - | - | - | | |
| | | | | | TC | - | - | - | - | - | - | | |
| | | | | | S | - | - | - | - | - | - | | |
| | | | | | T | - | - | - | - | - | - | | |
| Construction | F | - | - | - | 5,440,000 | - | - | 5,440,000 | Please See Appendix D for Project List | | | | |
| | TC | - | - | - | 1,360,000 | - | - | 1,360,000 | | | | | |
| | S | - | - | - | - | - | - | - | | | | | |
| | T | - | - | - | 6,800,000 | - | - | 6,800,000 | | | | | |
| Total Estimated Project Cost | | | | | | - | - | 6,800,000 | - | - | 6,800,000 | | |
| 42 | AC-990166 ZP-10, ZP-20, ZP-30 ZP-1E, ZP-2E, ZP-3E | Intelligent Transportation System (ITS) (2022) | Islandwide | NEPA | F | - | - | - | - | - | - | | |
| | | | | | TC | - | - | - | - | - | - | - | |
| | | | | | S | - | - | - | - | - | - | - | |
| | | | | | T | - | - | - | - | - | - | - | |
| | | | | Pre-Engineering | F | - | - | - | - | - | - | - | |
| | | | | | TC | - | - | - | - | - | - | - | |
| | | | | | S | - | - | - | - | - | - | - | |
| | | | | | T | - | - | - | - | - | - | - | |
| | | | | Design | F | - | - | - | - | - | - | - | |
| | | | | | TC | - | - | - | - | - | - | - | |
| | | | | | S | - | - | - | - | - | - | - | |
| | | | | | T | - | - | - | - | - | - | - | |
| | | | | ROW | F | - | - | - | - | - | - | - | |
| | | | | | TC | - | - | - | - | - | - | - | |
| | | | | | S | - | - | - | - | - | - | - | |
| | | | | | T | - | - | - | - | - | - | - | |
| Construction | F | - | - | - | - | 5,480,000 | - | 5,480,000 | Please See Appendix D for Project List | | | | |
| | TC | - | - | - | - | 1,370,000 | - | 1,370,000 | | | | | |
| | S | - | - | - | - | - | - | - | | | | | |
| | T | - | - | - | - | 6,850,000 | - | 6,850,000 | | | | | |
| Total Estimated Project Cost | | | | | | - | - | - | 6,850,000 | - | - | 6,850,000 | |

*Fund Reconciliation for each project can be found on pages FHWA-3 thru FHWA-6
**Retroactive TC will be use for projects currently under construction..

GOVERNMENT OF PUERTO RICO
PUERTO RICO DEPARTMENT OF TRANSPORTATION AND PUBLIC WORKS
PUERTO RICO HIGHWAY AND TRANSPORTATION AUTHORITY
STATEWIDE TRANSPORTATION IMPROVEMENT PROGRAM
FISCAL YEARS 2019-2022 - AMENDMENT #2
Administrative Modification #1

Legend:
F - Federal Funds
TC - Toll Credits Funds
S - State /Local Funds
T - Total Funds

| Núm. | AC-Code / Oracle # / Fed # / Program Code | Description | Town | Phase | Fed. Past Obligations / Locally Funded | 2019 | 2020 | 2021 | 2022 | Future Investment | Total Est. Cost | Remarks | |
|------------------------------|--|----------------------------------|------------|-----------------|--|------|------------|--|--|-------------------|-----------------|---|---|
| 43 | AC-800514 L009999514 ZP-10, ZP-20, ZP-30 ZP-40, ZP-50 | Highway Safety Improvements 2019 | Islandwide | NEPA | F | - | - | - | - | - | - | Change in Project Name. All previous safety lump sum projects have been grouped into one - Highway Safety Improvements. | |
| | | | | | TC | - | - | - | - | - | - | | |
| | | | | | S | - | - | - | - | - | - | | |
| | | | | | T | - | - | - | - | - | - | | |
| | | | | Pre-Engineering | F | - | - | - | - | - | - | | |
| | | | | | TC | - | - | - | - | - | - | | |
| | | | | | S | - | - | - | - | - | - | | |
| | | | | | T | - | - | - | - | - | - | | |
| | | | | Design | F | - | - | - | - | - | - | | |
| | | | | | TC | - | - | - | - | - | - | | |
| | | | | | S | - | - | - | - | - | - | | |
| | | | | | T | - | - | - | - | - | - | | |
| | | | | ROW | F | - | - | - | - | - | - | | |
| | | | | | TC | - | - | - | - | - | - | | |
| | | | | | S | - | - | - | - | - | - | | |
| | | | | | T | - | - | - | - | - | - | | |
| Construction | F | - | 24,239,270 | - | - | - | - | 24,239,270 | Project Obligated in FY 2019. Please See Appendix B for Project List | | | | |
| | TC | - | 6,059,818 | - | - | - | - | 6,059,818 | | | | | |
| | S | - | - | - | - | - | - | - | | | | | |
| | T | - | 30,299,088 | - | - | - | - | 30,299,088 | | | | | |
| Total Estimated Project Cost | | | | | | - | 30,299,088 | - | - | - | 30,299,088 | | |
| 44 | AC-800521 L009999521 ZP-10, ZP-20, ZP-30 ZP-40, ZP-50 | Highway Safety Improvements 2020 | Islandwide | NEPA | F | - | - | - | - | - | - | Change in Project Name. All previous safety lump sum projects have been grouped into one - Highway Safety Improvements. | |
| | | | | | TC | - | - | - | - | - | - | | |
| | | | | | S | - | - | - | - | - | - | | |
| | | | | | T | - | - | - | - | - | - | | |
| | | | | Pre-Engineering | F | - | - | - | - | - | - | | |
| | | | | | TC | - | - | - | - | - | - | | |
| | | | | | S | - | - | - | - | - | - | | |
| | | | | | T | - | - | - | - | - | - | | |
| | | | | Design | F | - | - | - | - | - | - | | |
| | | | | | TC | - | - | - | - | - | - | | |
| | | | | | S | - | - | - | - | - | - | | |
| | | | | | T | - | - | - | - | - | - | | |
| | | | | ROW | F | - | - | - | - | - | - | | Advance Construction Funds of \$27,008,666 may be utilized to advance Lump Sum Projcet AC-800554 of FY 2021 |
| | | | | | TC | - | - | - | - | - | - | | |
| | | | | | S | - | - | - | - | - | - | | |
| | | | | | T | - | - | - | - | - | - | | |
| Construction | F | - | - | 33,666,709 | - | - | 33,666,709 | Project Obligated - Please See Appendix B for Project List | | | | | |
| | TC | - | - | 8,416,677 | - | - | 8,416,677 | | | | | | |
| | S | - | - | - | - | - | - | | | | | | |
| | T | - | - | 42,083,386 | - | - | 42,083,386 | | | | | | |
| Total Estimated Project Cost | | | | | | - | 42,083,386 | - | - | - | 42,083,386 | | |

*Fund Reconciliation for each project can be found on pages FHWA-3 thru FHWA-6
**Retroactive TC will be use for projects currently under construction..

GOVERNMENT OF PUERTO RICO
PUERTO RICO DEPARTMENT OF TRANSPORTATION AND PUBLIC WORKS
PUERTO RICO HIGHWAY AND TRANSPORTATION AUTHORITY
STATEWIDE TRANSPORTATION IMPROVEMENT PROGRAM
FISCAL YEARS 2019-2022 - AMENDMENT #2
Administrative Modification #1

Legend:
F - Federal Funds
TC - Toll Credits Funds
S - State /Local Funds
T - Total Funds

| Núm. | AC-Code / Oracle # / Fed # / Program Code | Description | Town | Phase | Fed. Past Obligations / Locally Funded | | | | 2019 | 2020 | 2021 | 2022 | Future Investment | Total Est. Cost | Remarks |
|------------------------------|---|----------------------------------|------------|-----------------|--|------------|---|------------|--|------------|------|------------|-------------------|---|---|
| 45 | AC-800554 ZP-10, ZP-20, ZP-30 ZP-40, ZP-50 ZP-1E, ZP-2E, ZP-3E ZP-4E, ZP-5E | Highway Safety Improvements 2021 | Islandwide | NEPA | F | - | - | - | - | - | - | - | - | - | Change in Project Name. All previous safety lump sum projects have been grouped into one - Highway Safety Improvements. |
| | | | | | TC | - | - | - | - | - | - | - | - | | |
| | | | | | S | - | - | - | - | - | - | - | - | | |
| | | | | | T | - | - | - | - | - | - | - | - | | |
| | | | | Pre-Engineering | F | - | - | - | - | - | - | - | - | | |
| | | | | | TC | - | - | - | - | - | - | - | - | | |
| | | | | | S | - | - | - | - | - | - | - | - | | |
| | | | | | T | - | - | - | - | - | - | - | - | | |
| | | | | Design | F | - | - | - | - | - | - | - | - | | |
| | | | | | TC | - | - | - | - | - | - | - | - | | |
| | | | | | S | - | - | - | - | - | - | - | - | | |
| | | | | | T | - | - | - | - | - | - | - | - | | |
| | | | | ROW | F | - | - | - | - | - | - | - | - | | |
| | | | | | TC | - | - | - | - | - | - | - | - | | |
| | | | | | S | - | - | - | - | - | - | - | - | | |
| | | | | | T | - | - | - | - | - | - | - | - | | |
| Construction | F | - | - | - | 25,450,400 | - | - | 25,450,400 | Please See Appendix B for Project List | | | | | | |
| | TC | - | - | - | 6,362,600 | - | - | 6,362,600 | | | | | | | |
| | S | - | - | - | - | - | - | - | | | | | | | |
| | T | - | - | - | 31,813,000 | - | - | 31,813,000 | | | | | | | |
| Total Estimated Project Cost | | | | | | - | - | - | 31,813,000 | - | - | 31,813,000 | | | |
| 46 | AC-800555 ZP-10, ZP-20, ZP-30 ZP-40, ZP-50 ZP-1E, ZP-2E, ZP-3E ZP-4E, ZP-5E | Highway Safety Improvements 2022 | Islandwide | NEPA | F | - | - | - | - | - | - | - | - | Change in Project Name. All previous safety lump sum projects have been grouped into one - Highway Safety Improvements. | |
| | | | | | TC | - | - | - | - | - | - | - | - | | - |
| | | | | | S | - | - | - | - | - | - | - | - | | - |
| | | | | | T | - | - | - | - | - | - | - | - | | - |
| | | | | Pre-Engineering | F | - | - | - | - | - | - | - | - | | |
| | | | | | TC | - | - | - | - | - | - | - | - | | |
| | | | | | S | - | - | - | - | - | - | - | - | | |
| | | | | | T | - | - | - | - | - | - | - | - | | |
| | | | | Design | F | - | - | - | - | - | - | - | - | | |
| | | | | | TC | - | - | - | - | - | - | - | - | | |
| | | | | | S | - | - | - | - | - | - | - | - | | |
| | | | | | T | - | - | - | - | - | - | - | - | | |
| | | | | ROW | F | - | - | - | - | - | - | - | - | | |
| | | | | | TC | - | - | - | - | - | - | - | - | | |
| | | | | | S | - | - | - | - | - | - | - | - | | |
| | | | | | T | - | - | - | - | - | - | - | - | | |
| Construction | F | - | - | - | - | 32,141,497 | - | 32,141,497 | Please See Appendix B for Project List | | | | | | |
| | TC | - | - | - | - | 8,035,374 | - | 8,035,374 | | | | | | | |
| | S | - | - | - | - | - | - | - | | | | | | | |
| | T | - | - | - | - | 40,176,871 | - | 40,176,871 | | | | | | | |
| Total Estimated Project Cost | | | | | | - | - | - | - | 40,176,871 | - | 40,176,871 | | | |

*Fund Reconciliation for each project can be found on pages FHWA-3 thru FHWA-6
**Retroactive TC will be use for projects currently under construction..

GOVERNMENT OF PUERTO RICO
PUERTO RICO DEPARTMENT OF TRANSPORTATION AND PUBLIC WORKS
PUERTO RICO HIGHWAY AND TRANSPORTATION AUTHORITY
STATEWIDE TRANSPORTATION IMPROVEMENT PROGRAM
FISCAL YEARS 2019-2022 - AMENDMENT #2
Administrative Modification #1

Legend:
F - Federal Funds
TC - Toll Credits Funds
S - State /Local Funds
T - Total Funds

| Núm. | AC-Code / Oracle # / Fed # / Program Code | Description | Town | Phase | Fed. Past Obligations / Locally Funded | 2019 | 2020 | 2021 | 2022 | Future Investment | Total Est. Cost | Remarks | |
|------------------------------|--|---|------------|-----------------|--|------|------|---------|------|-------------------|-----------------|---------|--|
| 47 | AC-800515 ZP-10, ZP-20, ZP-30 ZP-40, ZP-50 | Implementation of Strategic Highway Safety Plan (2019) | Islandwide | NEPA | F | - | - | - | - | - | - | | |
| | | | | | TC | - | - | - | - | - | - | | |
| | | | | | S | - | - | - | - | - | - | | |
| | | | | | T | - | - | - | - | - | - | | |
| | | | | Pre-Engineering | F | - | - | - | - | - | - | | |
| | | | | | TC | - | - | - | - | - | - | | |
| | | | | | S | - | - | - | - | - | - | | |
| | | | | | T | - | - | - | - | - | - | | |
| | | | | Design | F | - | - | - | - | - | - | | |
| | | | | | TC | - | - | - | - | - | - | | |
| | | | | | S | - | - | - | - | - | - | | |
| | | | | | T | - | - | - | - | - | - | | |
| | | | | ROW | F | - | - | - | - | - | - | | |
| | | | | | TC | - | - | - | - | - | - | | |
| | | | | | S | - | - | - | - | - | - | | |
| | | | | | T | - | - | - | - | - | - | | |
| Construction | F | - | - | - | - | - | - | | | | | | |
| | TC | - | - | - | - | - | - | | | | | | |
| | S | - | - | - | - | - | - | | | | | | |
| | T | - | - | - | - | - | - | | | | | | |
| Total Estimated Project Cost | | | | | | - | - | - | - | - | - | | |
| 48 | AC-800520 ZP-10, ZP-20, ZP-30 ZP-40, ZP-50 | Implementation of Strategic Highway Safety Plan (2020) | Islandwide | NEPA | F | - | - | - | - | - | - | | |
| | | | | | TC | - | - | - | - | - | - | - | |
| | | | | | S | - | - | - | - | - | - | - | |
| | | | | | T | - | - | - | - | - | - | - | |
| | | | | Pre-Engineering | F | - | - | - | - | - | - | | |
| | | | | | TC | - | - | - | - | - | - | - | |
| | | | | | S | - | - | - | - | - | - | - | |
| | | | | | T | - | - | - | - | - | - | - | |
| | | | | Design | F | - | - | - | - | - | - | | |
| | | | | | TC | - | - | - | - | - | - | - | |
| | | | | | S | - | - | - | - | - | - | - | |
| | | | | | T | - | - | - | - | - | - | - | |
| | | | | ROW | F | - | - | - | - | - | - | - | |
| | | | | | TC | - | - | - | - | - | - | - | |
| | | | | | S | - | - | - | - | - | - | - | |
| | | | | | T | - | - | - | - | - | - | - | |
| | | | | Construction | F | - | - | 400,000 | - | - | - | 400,000 | |
| | | | | | TC | - | - | 100,000 | - | - | - | 100,000 | |
| | | | | | S | - | - | - | - | - | - | - | |
| | | | | | T | - | - | 500,000 | - | - | - | 500,000 | |
| Total Estimated Project Cost | | | | | | - | - | 500,000 | - | - | 500,000 | | |

*Fund Reconciliation for each project can be found on pages FHWA-3 thru FHWA-6
**Retroactive TC will be use for projects currently under construction..

GOVERNMENT OF PUERTO RICO
PUERTO RICO DEPARTMENT OF TRANSPORTATION AND PUBLIC WORKS
PUERTO RICO HIGHWAY AND TRANSPORTATION AUTHORITY
STATEWIDE TRANSPORTATION IMPROVEMENT PROGRAM
FISCAL YEARS 2019-2022 - AMENDMENT #2
Administrative Modification #1

Legend:
F - Federal Funds
TC - Toll Credits Funds
S - State /Local Funds
T - Total Funds

| Núm. | AC-Code / Oracle # / Fed # / Program Code | Description | Town | Phase | Fed. Past Obligations / Locally Funded | 2019 | 2020 | 2021 | 2022 | Future Investment | Total Est. Cost | Remarks | |
|------------------------------|---|---|------------|-----------------|--|---------|------|---------|---------|-------------------|-----------------|---------|--|
| 49 | AC-800558 ZP-10, ZP-20, ZP-30 ZP-40, ZP-50 ZP-1E, ZP-2E, ZP-3E ZP-4E, ZP-5E | Implementation of Strategic Highway Safety Plan (2021) | Islandwide | NEPA | F | - | - | - | - | - | - | | |
| | | | | | TC | - | - | - | - | - | - | | |
| | | | | | S | - | - | - | - | - | - | | |
| | | | | | T | - | - | - | - | - | - | | |
| | | | | Pre-Engineering | F | - | - | - | - | - | - | | |
| | | | | | TC | - | - | - | - | - | - | | |
| | | | | | S | - | - | - | - | - | - | | |
| | | | | | T | - | - | - | - | - | - | | |
| | | | | Design | F | - | - | - | - | - | - | | |
| | | | | | TC | - | - | - | - | - | - | | |
| | | | | | S | - | - | - | - | - | - | | |
| | | | | | T | - | - | - | - | - | - | | |
| | | | | ROW | F | - | - | - | - | - | - | | |
| | | | | | TC | - | - | - | - | - | - | | |
| | | | | | S | - | - | - | - | - | - | | |
| | | | | | T | - | - | - | - | - | - | | |
| Construction | F | - | - | - | 772,692 | - | - | 772,692 | | | | | |
| | TC | - | - | - | 193,173 | - | - | 193,173 | | | | | |
| | S | - | - | - | - | - | - | - | | | | | |
| | T | - | - | - | 965,865 | - | - | 965,865 | | | | | |
| Total Estimated Project Cost | | | | | | - | - | - | 965,865 | - | 965,865 | | |
| 50 | AC-800559 ZP-10, ZP-20, ZP-30 ZP-40, ZP-50 ZP-1E, ZP-2E, ZP-3E ZP-4E, ZP-5E | Implementation of Strategic Highway Safety Plan (2022) | Islandwide | NEPA | F | - | - | - | - | - | - | | |
| | | | | | TC | - | - | - | - | - | - | - | |
| | | | | | S | - | - | - | - | - | - | - | |
| | | | | | T | - | - | - | - | - | - | - | |
| | | | | Pre-Engineering | F | - | - | - | - | - | - | - | |
| | | | | | TC | - | - | - | - | - | - | - | |
| | | | | | S | - | - | - | - | - | - | - | |
| | | | | | T | - | - | - | - | - | - | - | |
| | | | | Design | F | - | - | - | - | - | - | - | |
| | | | | | TC | - | - | - | - | - | - | - | |
| | | | | | S | - | - | - | - | - | - | - | |
| | | | | | T | - | - | - | - | - | - | - | |
| | | | | ROW | F | - | - | - | - | - | - | - | |
| | | | | | TC | - | - | - | - | - | - | - | |
| | | | | | S | - | - | - | - | - | - | - | |
| | | | | | T | - | - | - | - | - | - | - | |
| Construction | F | - | - | - | - | 710,503 | - | 710,503 | | | | | |
| | TC | - | - | - | - | 177,626 | - | 177,626 | | | | | |
| | S | - | - | - | - | - | - | - | | | | | |
| | T | - | - | - | 888,129 | - | - | 888,129 | | | | | |
| Total Estimated Project Cost | | | | | | - | - | - | 888,129 | - | 888,129 | | |

*Fund Reconciliation for each project can be found on pages FHWA-3 thru FHWA-6
**Retroactive TC will be use for projects currently under construction..

Legend:
F - Federal Funds
TC - Toll Credits Funds
S - State /Local Funds
T - Total Funds

**Retroactive TC will be use for projects currently under construction..

Legend:
F - Federal Funds
TC - Toll Credits Funds
S - State /Local Funds
T - Total Funds

**Retroactive TC will be use for projects currently under construction..

GOVERNMENT OF PUERTO RICO
PUERTO RICO DEPARTMENT OF TRANSPORTATION AND PUBLIC WORKS
PUERTO RICO HIGHWAY AND TRANSPORTATION AUTHORITY
STATEWIDE TRANSPORTATION IMPROVEMENT PROGRAM
FISCAL YEARS 2019-2022 - AMENDMENT #2
Administrative Modification #1

Legend:
F - Federal Funds
TC - Toll Credits Funds
S - State /Local Funds
T - Total Funds

| Núm. | AC-Code / Oracle # / Fed # / Program Code | Description | Town | Phase | Fed. Past Obligations / Locally Funded | 2019 | 2020 | 2021 | 2022 | Future Investment | Total Est. Cost | Remarks | | | | |
|------------------------------|---|---|------------|------------------------------|--|------|------|-----------|-----------|-------------------|-----------------|-------------|--|-------------|-------------|--|
| 53 | AC-990168 ZP-40, ZP-50 ZP-4E, ZP-5E | Highway Safety Improvements - Puerto Rico Section 154 and 164 Penalty (HSIP-Eligible Activities) (2021) | Islandwide | NEPA | F | - | - | - | - | - | - | | | | | |
| | | | | | TC | - | - | - | - | - | - | | | | | |
| | | | | | S | - | - | - | - | - | - | | | | | |
| | | | | Pre-Engineering | T | - | - | - | - | - | - | | | | | |
| | | | | | F | - | - | - | - | - | - | | | | | |
| | | | | | TC | - | - | - | - | - | - | | | | | |
| | | | | Design | S | - | - | - | - | - | - | | | | | |
| | | | | | T | - | - | - | - | - | - | | | | | |
| | | | | | F | - | - | - | - | - | - | | | | | |
| | | | | ROW | TC | - | - | - | - | - | - | | | | | |
| | | | | | S | - | - | - | - | - | - | | | | | |
| | | | | | T | - | - | - | - | - | - | | | | | |
| | | | | Construction | F | - | - | - | 3,040,000 | - | - | 3,040,000 | Please See Appendix B for Project List | | | |
| | | | | | TC | - | - | - | 760,000 | - | - | 760,000 | | | | |
| S | - | - | - | | - | - | - | - | | | | | | | | |
| Total Estimated Project Cost | | | | | | - | - | 3,800,000 | - | 3,800,000 | | | | | | |
| 54 | AC-990169 ZP-40, ZP-50 ZP-4E, ZP-5E | Highway Safety Improvements - Puerto Rico Section 154 and 164 Penalty (HSIP-Eligible Activities) (2022) | Islandwide | NEPA | F | - | - | - | - | - | - | | | | | |
| | | | | | TC | - | - | - | - | - | - | | | | | |
| | | | | | S | - | - | - | - | - | - | | | | | |
| | | | | Pre-Engineering | T | - | - | - | - | - | - | | | | | |
| | | | | | F | - | - | - | - | - | - | | | | | |
| | | | | | TC | - | - | - | - | - | - | | | | | |
| | | | | Design | S | - | - | - | - | - | - | | | | | |
| | | | | | T | - | - | - | - | - | - | | | | | |
| | | | | | F | - | - | - | - | - | - | | | | | |
| | | | | ROW | TC | - | - | - | - | - | - | | | | | |
| | | | | | S | - | - | - | - | - | - | | | | | |
| | | | | | T | - | - | - | - | - | - | | | | | |
| | | | | Construction | F | - | - | - | - | 3,040,000 | - | 3,040,000 | Please See Appendix B for Project List | | | |
| | | | | | TC | - | - | - | - | 760,000 | - | 760,000 | | | | |
| | | | | | S | - | - | - | - | - | - | - | | | | |
| | | | | T | - | - | - | - | 3,800,000 | - | 3,800,000 | | | | | |
| | | | | Total Estimated Project Cost | | | | | | - | - | - | 3,800,000 | - | 3,800,000 | |
| | | | | Islandwide Total | | | | | | - | 99,072,097 | 111,050,000 | 126,600,000 | 137,800,000 | 474,522,097 | |

*Fund Reconciliation for each project can be found on pages FHWA-3 thru FHWA-6
**Retroactive TC will be use for projects currently under construction..

GOVERNMENT OF PUERTO RICO
PUERTO RICO DEPARTMENT OF TRANSPORTATION AND PUBLIC WORKS
PUERTO RICO HIGHWAY AND TRANSPORTATION AUTHORITY
STATEWIDE TRANSPORTATION IMPROVEMENT PROGRAM
FISCAL YEARS 2019-2022 - AMENDMENT #2
Administrative Modification #1

Legend:
F - Federal Funds
TC - Toll Credits Funds
S - State /Local Funds
T - Total Funds

| Núm. | AC-Code / Oracle # / Fed # / Program Code | Description | Town | Phase | Fed. Past Obligations / Locally Funded | 2019 | 2020 | 2021 | 2022 | Future Investment | Total Est. Cost | Remarks | | |
|------|--|--|------------|------------------------------|--|------|-----------|-----------|-----------|-------------------|-----------------|------------|------------|-----------|
| 55 | AC-TBD | Toll Credits to be used for Change Orders and Extra Work Orders - Availability of funds provided by the Deobligation of Projects | Islandwide | NEPA | F | - | | | | | - | | | |
| | | | | | TC | - | 500,000 | 500,000 | 500,000 | 500,000 | 500,000 | 2,500,000 | | |
| | | | | | S | - | | | | | | - | | |
| | | | | | T | | 500,000 | 500,000 | 500,000 | 500,000 | 500,000 | 2,500,000 | | |
| | | | | Pre-Engineering | F | - | | | | | | - | | |
| | | | | | TC | - | 500,000 | 500,000 | 500,000 | 500,000 | 500,000 | 500,000 | 2,500,000 | |
| | | | | | S | - | | | | | | - | | |
| | | | | | T | | 500,000 | 500,000 | 500,000 | 500,000 | 500,000 | 2,500,000 | | |
| | | | | Design | F | - | | | | | | - | | |
| | | | | | TC | - | 500,000 | 500,000 | 500,000 | 500,000 | 500,000 | 500,000 | 2,500,000 | |
| | | | | | T | | 500,000 | 500,000 | 500,000 | 500,000 | 500,000 | 2,500,000 | | |
| | | | | | ROW | F | - | - | - | - | - | - | - | |
| | | | | TC | | - | 500,000 | 500,000 | 500,000 | 500,000 | 500,000 | 500,000 | 2,500,000 | |
| | | | | S | | - | - | - | - | - | - | - | | |
| | | | | T | | | 500,000 | 500,000 | 500,000 | 500,000 | 500,000 | 2,500,000 | | |
| | | | | Construction | F | - | - | - | - | - | - | - | | |
| | | | | | TC | - | 6,000,000 | 6,000,000 | 6,000,000 | 6,000,000 | 6,000,000 | 6,000,000 | 30,000,000 | |
| | | | | | S | - | - | - | - | - | - | - | | |
| | | | | | T | | 6,000,000 | 6,000,000 | 6,000,000 | 6,000,000 | 6,000,000 | 30,000,000 | | |
| | | | | Total Estimated Project Cost | | | | | | - | 8,000,000 | 8,000,000 | 8,000,000 | 8,000,000 |

FEDERAL INVESTMENT

| | 2019 | 2020 | 2021 | 2022 |
|-----------------------|-------------|-------------|-------------|-------------|
| UA>1,000,000 San Juan | 11,249,054 | - | 4,200,000 | - |
| Aguadilla | 11,386,765 | - | 2,000,000 | - |
| UA<200,000 UZA | 16,006,078 | 24,250,000 | 5,000,000 | - |
| UA<50,000 Rural | 419,520 | - | - | - |
| Islandwide | 99,072,097 | 111,050,000 | 126,600,000 | 137,800,000 |
| Grand Total | 138,133,514 | 133,800,000 | 137,800,000 | 137,800,000 |
| | | | | |
| | 2019 | 2020 | 2021 | 2022 |
| NEPA | - | - | 1,200,000 | - |
| Pre-Engineering | 6,088,304 | 6,000,000 | 6,000,000 | 6,000,000 |
| Design | 5,274,898 | 1,296,017 | 8,000,000 | 8,000,000 |
| ROW | - | - | 1,420,855 | 1,285,000 |
| Construction | 126,770,312 | 126,503,983 | 121,179,145 | 122,515,000 |
| Grand Total | 138,133,514 | 133,800,000 | 137,800,000 | 137,800,000 |

*Fund Reconciliation for each project can be found on pages FHWA-3 thru FHWA-6
**Retroactive TC will be use for projects currently under construction..

GOVERNMENT OF PUERTO RICO
PUERTO RICO DEPARTMENT OF TRANSPORTATION AND PUBLIC WORKS
PUERTO RICO HIGHWAY AND TRANSPORTATION AUTHORITY
STATEWIDE TRANSPORTATION IMPROVEMENT PROGRAM
FISCAL YEARS 2019-2022 - AMENDMENT # 2
Administrative Modification #1

Legend:
F - Federal Funds
TC - Toll Credits Funds
S - State /Local Funds
T - Total Funds

| ISLANDWIDE EMERGENCY RELIEF PROJECT - HEAVY RAINS OF MARCH 2012 | | | | | | | | | | | | |
|---|--|---|--------|-----------------|---|------------------|-----------|-----------|------|-------------------|-----------------|---|
| Núm. | AC-Code / Oracle # / Fed # / Program Code | Description | Town | Phase | Fed. Past Obligations / Locally Funded | STIP Fiscal Year | | | | Future Investment | Total Est. Cost | Remarks |
| | | | | | | 2019 | 2020 | 2021 | 2022 | | | |
| ISLANDWIDE EMERGENCY RELIEF PROJECT - HEAVY RAINS OF MARCH 2012 | | | | | | | | | | | | |
| 1 | AC-100081 R000010181 ER-10(72) ER-90 / ER-12 | Reconstruction of PR-10, kms. 59.4, 60.4, 60.9, 61.1 | Utuado | NEPA | F | - | - | - | - | - | - | - |
| | | | | | TC | - | - | - | - | - | - | - |
| | | | | | S | - | - | - | - | - | - | - |
| | | | | | T | | | | | | | - |
| | | | | Pre-Engineering | F | - | - | - | - | - | - | - |
| | | | | | TC | - | - | - | - | - | - | - |
| | | | | | S | - | - | - | - | - | - | - |
| | | | | | T | | | | | | | - |
| | | | | Design | F | 516,730 | - | - | - | - | 516,730 | |
| | | | | | TC | - | - | - | - | - | - | |
| | | | | | S | 164,080 | - | - | - | - | 164,080 | |
| | | | | | T | 680,810 | | | | | 680,810 | |
| | | | | ROW | F | 243,882 | - | - | - | - | 243,882 | |
| | | | | | TC | 60,970 | - | - | - | - | 60,970 | |
| | | | | | S | - | - | - | - | - | - | |
| | | | | | T | 304,852 | - | | | | 304,852 | |
| | | | | Construction | F | 1,600,000 | - | 5,120,000 | - | - | 6,720,000 | |
| | | | | | TC | 400,000 | - | 1,280,000 | - | - | 1,680,000 | Additional funds are being requested under the regular federal program |
| | | | | | S | - | - | - | - | - | - | |
| | | | | | T | 2,000,000 | - | 6,400,000 | - | - | 8,400,000 | |
| Total Estimated Project Cost | | | | | 2,985,662 | - | 6,400,000 | - | - | - | 9,385,662 | |
| 2 | AC-111131 R000111131 ER-111(29) ER-90 / ER-12 | Reconstruction of PR-111, Kms. 56.6 & 56.8 | Utuado | NEPA | F | - | - | - | - | - | - | - |
| | | | | | TC | - | - | - | - | - | - | - |
| | | | | | S | - | - | - | - | - | - | - |
| | | | | | T | | | | | | | - |
| | | | | Pre-Engineering | F | 163,666 | - | - | - | - | 163,666 | |
| | | | | | TC | 40,917 | - | - | - | - | 40,917 | |
| | | | | | S | - | - | - | - | - | - | |
| | | | | | T | 204,583 | | | | | 204,583 | |
| | | | | Design | F | - | - | - | - | - | - | |
| | | | | | TC | - | - | - | - | - | - | |
| | | | | | S | - | - | - | - | - | - | |
| | | | | | T | | | | | | | - |
| | | | | ROW | F | 646 | - | - | - | - | 646 | |
| | | | | | TC | 162 | - | - | - | - | 162 | |
| | | | | | S | - | - | - | - | - | - | |
| | | | | | T | 808 | - | | | | 808 | |
| | | | | Construction | F | - | - | 1,440,000 | - | - | 1,440,000 | |
| | | | | | TC | - | - | - | - | - | - | |
| | | | | | S | - | - | 360,000 | - | - | 360,000 | |
| | | | | | T | | - | 1,800,000 | | - | 1,800,000 | |
| Total Estimated Project Cost | | | | | 205,391 | - | - | - | - | - | 2,005,391 | |

GOVERNMENT OF PUERTO RICO
PUERTO RICO DEPARTMENT OF TRANSPORTATION AND PUBLIC WORKS
PUERTO RICO HIGHWAY AND TRANSPORTATION AUTHORITY
STATEWIDE TRANSPORTATION IMPROVEMENT PROGRAM
FISCAL YEARS 2019-2022 - AMENDMENT # 2
Administrative Modification #1
ISLANDWIDE EMERGENCY RELIEF PROJECT - HEAVY RAINS OF MARCH 2012

Legend:
F - Federal Funds
TC - Toll Credits Funds
S - State /Local Funds
T - Total Funds

| Núm. | AC-Code / Oracle # / Fed # / Program Code | Description | Town | Phase | Fed. Past Obligations / Locally Funded | STIP Fiscal Year | | | | Future Investment | Total Est. Cost | Remarks |
|------------------------------|---|---|--------|-----------------|---|------------------|------|---------|------|-------------------|-----------------|---------|
| | | | | | | 2019 | 2020 | 2021 | 2022 | | | |
| 3 | AC-111133 R000111133 ER-90 | Reconstruction PR-111 kms. 10.8, 5.7, 12.5 | Utuado | NEPA | F | - | - | - | - | - | - | - |
| | | | | | TC | - | - | - | - | - | - | - |
| | | | | | S | - | - | - | - | - | - | - |
| | | | | | T | | | | | | - | |
| | | | | Pre-Engineering | F | - | - | - | - | - | - | - |
| | | | | | TC | - | - | - | - | - | - | - |
| | | | | | S | - | - | - | - | - | - | - |
| | | | | | T | | | | | | - | |
| | | | | Design | F | - | - | - | - | - | - | - |
| | | | | | TC | - | - | - | - | - | - | - |
| | | | | | S | - | - | - | - | - | - | - |
| | | | | | T | | | | | | - | |
| | | | | ROW | F | - | - | 20,000 | - | - | - | 20,000 |
| | | | | | TC | - | - | - | - | - | - | - |
| | | | | | S | - | - | 5,000 | - | - | - | 5,000 |
| | | | | | T | | - | 25,000 | | | | 25,000 |
| | | | | Construction | F | - | - | 579,405 | - | - | - | 579,405 |
| | | | | | TC | - | - | - | - | - | - | - |
| | | | | | S | - | - | 142,595 | - | - | - | 142,595 |
| | | | | | T | | - | 722,000 | | | | 722,000 |
| Total Estimated Project Cost | | | | | | - | - | 747,000 | - | - | - | 747,000 |

GOVERNMENT OF PUERTO RICO
PUERTO RICO DEPARTMENT OF TRANSPORTATION AND PUBLIC WORKS
PUERTO RICO HIGHWAY AND TRANSPORTATION AUTHORITY
STATEWIDE TRANSPORTATION IMPROVEMENT PROGRAM
FISCAL YEARS 2019-2022 - AMENDMENT # 2
Administrative Modification #1

Legend:
F - Federal Funds
TC - Toll Credits Funds
S - State /Local Funds
T - Total Funds

ISLANDWIDE EMERGENCY RELIEF PROJECTS - STORM OTTO

| Núm. | AC-Code / Oracle | | Description | Town | Phase | Fed. Past Obligations / Locally Funded | STIP Fiscal Year | | | | Future Investment | Total Est. Cost | Remarks |
|---|--|----------------------------------|-------------|-----------------|-----------|---|------------------|-----------|-----------|---|-------------------|-----------------|---------|
| | # / Fed # / Program Code | 2019 | | | | | 2020 | 2021 | 2022 | | | | |
| ISLANDWIDE EMERGENCY RELIEF PROJECTS - STORM OTTO | | | | | | | | | | | | | |
| 1 | AC-065606 R00065606 ER-656(2) ER-80 / ER-12 | Reconstruction of PR-656 km. 2.3 | Arecibo | NEPA | F | - | - | - | - | - | - | - | - |
| | | | | | TC | - | - | - | - | - | - | - | |
| | | | | | S | - | - | - | - | - | - | - | |
| | | | | | T | | | | | | | - | |
| | | | | Pre-Engineering | F | - | - | - | - | - | - | - | |
| | | | | | TC | - | - | - | - | - | - | - | |
| | | | | | S | - | - | - | - | - | - | - | |
| | | | | | T | | | | | | | - | |
| | | | | Design | F | - | - | - | - | - | - | - | |
| | | | | | TC | - | - | - | - | - | - | - | |
| | | | | | S | - | - | - | - | - | - | - | |
| | | | | | T | | | | | | | - | |
| | | | | ROW | F | 381,391 | - | - | - | - | - | 381,391 | |
| | | | | | TC | | - | - | - | - | - | - | |
| | | | | | S | 93,863 | - | - | - | - | - | 93,863 | |
| | | | | | T | 475,254 | | | | | | 475,254 | |
| | | | | Construction | F | 72,145 | - | 4,960,000 | - | - | - | 5,032,145 | |
| | | | | | TC | | - | | - | - | - | - | |
| | | | | | S | | - | 1,240,000 | - | - | - | 1,240,000 | |
| | | | | | T | 72,145 | - | 6,200,000 | - | - | - | 6,272,145 | |
| Total Estimated Project Cost | | 547,399 | - | | 6,200,000 | - | - | - | 6,747,399 | | | | |

Legend:
F - Federal Funds
TC - Toll Credits Funds
S - State /Local Funds
T - Total Funds

FHWA-32

GOVERNMENT OF PUERTO RICO
PUERTO RICO DEPARTMENT OF TRANSPORTATION AND PUBLIC WORKS
PUERTO RICO HIGHWAY AND TRANSPORTATION AUTHORITY
STATEWIDE TRANSPORTATION IMPROVEMENT PROGRAM
FISCAL YEARS 2019-2022 - AMENDMENT # 2
Administrative Modification #1
EARMARK SECTION 1934

Legend:
F - Federal Funds
TC - Toll Credits Funds
S - State /Local Funds
T - Total Funds

| Núm. | AC-Code / Oracle # / Fed # / Program Code | Description | Town | Phase | Fed. Past Obligations / Locally Funded | STIP Fiscal Year | | | | Future Investment | Total Est. Cost | Remarks | |
|-------------------------------------|---|---|-----------|-----------------|--|------------------|-----------|-----------|---|-------------------|-----------------|-----------------------------------|-----------------------------------|
| | | | | | | 2019 | 2020 | 2021 | 2022 | | | | |
| 3 | AC-083503 Y000835003 EARMARK 835(1) | PREVIOUSLY - Construction of Bypass and Widening PR-835 | Guaynabo | NEPA | F | - | - | - | - | - | - | | |
| | | | | | TC | - | - | - | - | - | - | | |
| | | | | | S | - | - | - | - | - | - | | |
| | | | | | T | - | - | - | - | - | - | | |
| | | | | Pre-Engineering | F | - | - | - | - | - | - | | |
| | | | | | TC | - | - | - | - | - | - | | |
| | | | | | S | - | - | - | - | - | - | | |
| | | | | | T | - | - | - | - | - | - | | |
| | | | | Design | F | - | - | - | - | - | - | | |
| | | | | | TC | - | - | - | - | - | - | | |
| | | | | | S | - | - | - | - | - | - | Design will be completed in-house | |
| | | | | | T | - | - | - | - | - | - | | |
| | | | | ROW | F | - | - | - | - | - | - | | |
| | | | | | TC | - | - | - | - | - | - | | |
| | | | | | S | - | - | - | - | - | - | | |
| | | | | | T | - | - | - | - | - | - | | |
| Construction | F | - | 4,001,952 | - | - | - | - | 4,001,952 | | | | | |
| | TC | - | 1,000,488 | - | - | - | - | 1,000,488 | | | | | |
| | S | - | - | - | - | - | - | - | Project Obligated | | | | |
| | T | - | 5,002,440 | - | - | - | - | 5,002,440 | | | | | |
| Total Estimated Project Cost | | | | | | - | 5,002,440 | - | - | - | 5,002,440 | | |
| 4 | AC-093001 R000930001 QNH30(18) Q920 | PREVIOUSLY - Improvements on the PR-30 bewtween PR-203 in Gurabo to the PR-31 in Juncos. | Gurabo | NEPA | F | - | - | - | - | - | - | | |
| | | | | | TC | - | - | - | - | - | - | | |
| | | | | | S | - | - | - | - | - | - | | |
| | | | | | T | - | - | - | - | - | - | | |
| | | | | Pre-Engineering | F | - | - | - | - | - | - | - | |
| | | | | | TC | - | - | - | - | - | - | - | |
| | | | | | S | - | - | - | - | - | - | - | |
| | | | | | T | - | - | - | - | - | - | | |
| | | | | Design | F | - | - | - | - | - | - | - | |
| | | | | | TC | - | - | - | - | - | - | - | Design will be completed in-house |
| | | | | | S | - | - | - | - | - | - | - | |
| | | | | | T | - | - | - | - | - | - | | |
| | | | | ROW | F | - | - | - | - | - | - | - | |
| | | | | | TC | - | - | - | - | - | - | - | |
| | | | | | S | - | - | - | - | - | - | - | |
| | | | | | T | - | - | - | - | - | - | | |
| Construction | F | - | - | 3,418,618 | - | - | - | 3,418,618 | | | | | |
| | TC | - | - | 854,654 | - | - | - | 854,654 | | | | | |
| | S | - | - | - | - | - | - | - | Please note Project Modification Project Obligated | | | | |
| | T | - | - | 4,273,272 | - | - | - | 4,273,272 | | | | | |
| Total Estimated Project Cost | | | | | | - | - | 4,273,272 | - | - | - | 4,273,272 | |

GOVERNMENT OF PUERTO RICO
PUERTO RICO DEPARTMENT OF TRANSPORTATION AND PUBLIC WORKS
PUERTO RICO HIGHWAY AND TRANSPORTATION AUTHORITY
STATEWIDE TRANSPORTATION IMPROVEMENT PROGRAM
FISCAL YEARS 2019-2022 - AMENDMENT # 2
Administrative Modification #1
EARMARK SECTION 1934

Legend:
F - Federal Funds
TC - Toll Credits Funds
S - State /Local Funds
T - Total Funds

| Núm. | AC-Code / Oracle # / Fed # / Program Code | Description | Town | Phase | Fed. Past Obligations / Locally Funded | STIP Fiscal Year | | | | Future Investment | Total Est. Cost | Remarks | | |
|------------------------------|---|---|----------|-----------------|--|------------------|---------|-----------|-----------|---|-----------------|-------------------|---|-----------------------------------|
| | | | | | | 2019 | 2020 | 2021 | 2022 | | | | | |
| 5 | AC-017745 EARMARK | PREVIOUSLY - Extension of PR-823 between PR-177 and PR-2 | Bayamon | NEPA | F | - | - | - | - | - | - | Project Obligated | | |
| | | | | | TC | - | - | - | - | - | - | | | |
| | | | | | S | - | - | - | - | - | - | | | |
| | | | | | T | | | | | - | | | | |
| | | | | Pre-Engineering | F | - | - | - | - | - | - | - | - | |
| | | | | | TC | - | - | - | - | - | - | | | |
| | | | | | S | - | - | - | - | - | - | | | |
| | | | | | T | | | | | - | | | | |
| | | | | Design | F | - | - | - | - | - | - | - | - | Design will be completed in-house |
| | | | | | TC | - | - | - | - | - | - | | | |
| | | | | | S | - | - | - | - | - | - | | | |
| | | | | | T | | | | | - | | | | |
| | | | | ROW | F | - | - | - | - | - | - | - | - | |
| | | | | | TC | - | - | - | - | - | - | | | |
| | | | | | S | - | - | - | - | - | - | | | |
| | | | | | T | | | | | - | | | | |
| Construction | F | - | 624,129 | - | - | - | - | - | 624,129 | Please note Project Modification / Additional Funds Requested under fiscal year 2019 | | | | |
| | TC | - | 156,032 | - | - | - | - | - | 156,032 | | | | | |
| | S | - | - | - | - | - | - | - | - | | | | | |
| | T | | 780,161 | - | - | - | - | 780,161 | | | | | | |
| Total Estimated Project Cost | | | | | | - | 780,161 | - | - | - | 780,161 | | | |
| 6 | AC-010166 EARMARK | PREVIOUSLY - Recreational Trail | Toa Baja | NEPA | F | - | - | - | - | - | - | | | |
| | | | | | TC | - | - | - | - | - | - | | | |
| | | | | | S | - | - | - | - | - | - | | | |
| | | | | | T | | | | | - | | | | |
| | | | | Pre-Engineering | F | - | - | - | - | - | - | - | - | |
| | | | | | TC | - | - | - | - | - | - | | | |
| | | | | | S | - | - | - | - | - | - | | | |
| | | | | | T | | | | | - | | | | |
| | | | | Design | F | - | - | - | - | - | - | - | - | Design will be completed in-house |
| | | | | | TC | - | - | - | - | - | - | | | |
| | | | | | S | - | - | - | - | - | - | | | |
| | | | | | T | | | | | - | | | | |
| | | | | ROW | F | - | - | - | - | - | - | - | - | |
| | | | | | TC | - | - | - | - | - | - | | | |
| | | | | | S | - | - | - | - | - | - | | | |
| | | | | | T | | | | | - | | | | |
| Construction | F | 1,934,400 | - | 1,071,307 | - | - | - | - | 3,005,707 | Project Obligated | | | | |
| | TC | 483,600 | - | 267,827 | - | - | - | - | 751,427 | | | | | |
| | S | - | - | - | - | - | - | - | - | | | | | |
| | T | 2,418,000 | - | 1,339,134 | - | - | - | 3,757,134 | | | | | | |
| Total Estimated Project Cost | | | | | | 2,418,000 | - | - | - | - | 3,757,134 | | | |

GOVERNMENT OF PUERTO RICO
PUERTO RICO DEPARTMENT OF TRANSPORTATION AND PUBLIC WORKS
PUERTO RICO HIGHWAY AND TRANSPORTATION AUTHORITY
STATEWIDE TRANSPORTATION IMPROVEMENT PROGRAM
FISCAL YEARS 2019-2022 - AMENDMENT # 2
Administrative Modification #1

Legend:
F - Federal Funds
TC - Toll Credits Funds
S - State /Local Funds
T - Total Funds

| EARMARK SECTION 1934 | | | | | | | | | | | | | | | | |
|----------------------|---|---|--------|-----------------|--|------------------|------|------|------|-------------------|-----------------|---------|----------------------------------|-----------|---|----------------------------------|
| Núm. | AC-Code / Oracle # / Fed # / Program Code | Description | Town | Phase | Fed. Past Obligations / Locally Funded | STIP Fiscal Year | | | | Future Investment | Total Est. Cost | Remarks | | | | |
| | | | | | | 2019 | 2020 | 2021 | 2022 | | | | | | | |
| 7 | AC-012331 EARMARK | PREVIOUSLY - Construction of the missing part of PR-10 | Utuado | NEPA | F | - | - | - | - | - | - | - | | | | |
| | | | | | TC | - | - | - | - | - | - | | | | | |
| | | | | | S | - | - | - | - | - | - | | | | | |
| | | | | | T | | | | | | - | | | | | |
| | | | | Pre-Engineering | F | - | - | - | - | - | - | - | | - | - | |
| | | | | | TC | - | - | - | - | - | - | - | | - | | |
| | | | | | S | - | - | - | - | - | - | - | | - | | |
| | | | | | T | | | | | | - | | | | | |
| | | | | Design | F | - | - | - | - | - | - | - | | - | - | Design wil be completed in-house |
| | | | | | TC | - | - | - | - | - | - | - | | - | - | |
| | | | | | S | - | - | - | - | - | - | - | | - | | |
| | | | | | T | | | | | | - | | | | | |
| | | ROW | F | - | - | - | - | - | - | - | - | - | | | | |
| | | | TC | - | - | - | - | - | - | - | - | - | | | | |
| | | | S | - | - | - | - | - | - | - | - | | | | | |
| | | | T | | | | | | - | | | | | | | |
| | | Construction | F | - | - | 2,300,821 | - | - | - | - | 2,300,821 | - | Please note Project Modification | | | |
| | | | TC | - | - | 575,205 | - | - | - | - | 575,205 | - | | | | |
| | | | S | - | - | - | - | - | - | - | - | - | | | | |
| | | | T | | - | 2,876,026 | | | | 2,876,026 | | | | | | |
| | | Total Estimated Project Cost | | | | | | - | - | 2,876,026 | - | - | - | 2,876,026 | | |

FY2020-FY2023 Transportation Improvement Program

Last Printed: 11/18/2019

Federal Highway Administration
Eastern Federal Lands Highway Division

| PROJECT | PROGRAM FISCAL YEAR | STATE | COUNTY | PARK, REFUGE, FOREST OR OTHER PARTNER/AGENCY | DESCRIPTION | TYPE OF WORK | PRIMARY FUND SOURCE | TOTAL FUNDS PROGRAMMED AMOUNT | FROM TITLE | DELIVERED BY | STATUS | CONGRESSIONAL DISTRICT | FLMA |
|-----------------------------------|---------------------------|-------|------------|---|--|-----------------|---------------------------|-------------------------------------|---------------|-----------------|--------------------|---------------------------|-------|
| Puerto Rico | | | | | | | | | | | | | |
| PR FS Route 10 Storm Damage | 2019 | PR | Rio Grande | El Yunque National Forest | Pavement and drainage repair 0.5 miles from the intersection with PR-191 to an existing observation | 3RH_3RL | REIMB | \$1,500,000.00 | Other | EFLHD | In Design | PR-AtLarge | USFS |
| PR FS Route 27 StormDamage FAA | 2019 | PR | Rio Grande | El Yunque National Forest | Landslide and culvert repairs starting at the intersection with FS Route 930 to 3.2 miles southeast. | LSR_3RH | REIMB | \$130,000.00 | Other | EFLHD | In Design | PR-AtLarge | USFS |
| PR ST ER CEIS(1) | 2019 | PR | Various | N/A | Construction Engineering and Inspection Services for Highway and Bridge Projects in Puerto Rico | MISC | DOT | \$8,100,000.00 | Title 23 | EFLHD | Under Construction | PR-AtLarge | Other |
| PR ST FEMA PR(1) | 2019 | PR | Multiple | Multiple | Design of Permanent Repairs in Puerto Rico funded by FEMA | MISC | REIMB | \$36,000,000.00 | Other | EFLHD | In Design | PR-AtLarge | Other |
| PR ERFO FS 2017-1(3) | 2020 | PR | Rio Grande | El Yunque National Forest | Repair storm damage at 43 sites on PR-191 & 3 sites on PR-9938 | LSR_3RL | ERFO | \$10,000,000.00 | Title 23 | EFLHD | In Design | PR-AtLarge | USFS |
| PR ST ER PRMNT RPR(1) | 2020 | PR | Various | N/A | PRHTA - Design and permanent repair of storm damaged bridges | BRRC | DOT | \$36,000,000.00 | Other | EFLHD | Planned | PR-AtLarge | Other |
| PR ST ER PRMNT RPR(2) | 2020 | PR | Various | N/A | PRHTA - Design and permanent repair of minor landslides (54) | LSR | DOT | \$2,000,000.00 | Title 23 | EFLHD | Planned | PR-AtLarge | Other |
| PR ST ER PRMNT RPR(3) | 2020 | PR | Various | N/A | PRHTA - Sign and Safety | LSR | DOT | \$96,000,000.00 | Title 23 | EFLHD | Planned | PR-AtLarge | Other |
| PR ST ER PRMNT RPR(4) | 2020 | PR | Various | N/A | PRHTA - Regular Landslides | LSR | DOT | \$70,000,000.00 | Title 23 | EFLHD | Planned | PR-AtLarge | Other |

Appendix A

| | | | | | 2020 | | 2021 | | 2022 | |
|--------------------------|-------------------|------|--------------|-------------------------|---------------------------------------|---------------------|---------------------------------------|---------------------|---------------------------------------|---------------------|
| BRIDGE PROJECTS - DESIGN | | | | | ZP-10/20 | ZP-20 | ZP-10/20/30 | ZP-10/20/30 | ZP-10/20 | ZP-20 |
| | | | | | Bridge Rehabilitation and Replacement | Bridge Preservation | Bridge Rehabilitation and Replacement | Bridge Preservation | Bridge Rehabilitation and Replacement | Bridge Preservation |
| Bridge ID* | Road | Km | Municipality | Feature Intersected | DESIGN | DESIGN | DESIGN | DESIGN | DESIGN | DESIGN |
| 631 | PR 200R | 0.10 | VIEQUES | COFRESI CREEK | | | | | | |
| 702 | PR 681 | 2.00 | ARECIBO | TIBURONES CHANNEL | | | | | | |
| 1133 | OFF PR 200 | 0.01 | VIEQUES | CREEK | | | | | | |
| 1638 | VICTOR ROJAS AVE. | 0.10 | ARECIBO | GRANDE DE ARECIBO RIVER | | | | | | |
| | | | | | | \$ | | | | |

| BRIDGE PROJECTS - ROW | | | | | 2020 | | 2021 | | 2022 | |
|-----------------------|--------------------|-------|--------------|--------------------------|---------------------------------------|---------------------|---------------------------------------|---------------------|---------------------------------------|---------------------|
| | | | | | ZP-10/20 | ZP-20 | ZP-10/20/30 | ZP-10/20/30 | ZP-10/20 | ZP-20 |
| | | | | | Bridge Rehabilitation and Replacement | Bridge Preservation | Bridge Rehabilitation and Replacement | Bridge Preservation | Bridge Rehabilitation and Replacement | Bridge Preservation |
| Bridge ID | Road | Km | Municipality | Feature Intersected | ROW | ROW | ROW | ROW | ROW | ROW |
| 105 | PR 955 | 2.00 | RIO GRANDE | JUAN GONZALEZ CREEK | | | | | | |
| 116 | PR 3 | 53.60 | CEIBA | CEIBA CREEK | | | \$ 40,000.00 | | | |
| 122 | PR 3 | 68.10 | NAGUABO | SANTIAGO RIVER | | | | | | |
| 158 | PR 123 | 59.30 | UTUADO | DEPRESSION | | | | | \$ 250,000.00 | |
| 176 | PR 14 | 57.25 | AIBONITO | HONDA CREEK | | | | | \$ 150,000.00 | |
| 217 | PR 106 | 2.50 | MAYAGUEZ | GANDEL CREEK | | | | | \$ 50,000.00 | |
| 261 | PR 128 | 32.60 | MARICAO | PRIETO RIVER | | | \$ 25,000.00 | | | |
| 530 | PR 759 | 2.80 | MAUNABO | | | | | | | |
| 549 | PR 825 | 0.10 | NARANJITO | | | | | | | |
| 574 | PR 971 | 17.30 | NAGUABO | SANTIAGO RIVER | | | \$ 20,000.00 | | | |
| 589 | PR-102 | 7.40 | MAYAGUEZ | GUANAJIBO RIVER | | | | | \$ 300,000.00 | |
| 670 | PR 654 | 0.20 | ARECIBO | GRANDE DE ARECIBO RIVER | | | | | \$ 10,000.00 | |
| 702 | PR 681 | 2.00 | ARECIBO | TIBURONES CHANNEL | | | | | | |
| 1096 | PR 102 | 35.40 | SAN GERMAN | GUANAJIBO RIVER | | | | | | |
| 1133 | OFF PR 200 | 0.01 | VIEQUES | CREEK | | | | | | |
| 1186 | PR-708 | 5.10 | Cayey | | | | | | \$ 50,000.00 | |
| 1381 | PR 103 | 3.60 | CABO ROJO | CHANNEL | | | | | \$ 50,000.00 | |
| 1492 | OFF PR 110 | 0.30 | MOCA | CREEK | | | \$ 70,000.00 | | | |
| 1497 | PR 826 | 3.00 | NARANJITO | G UADI ANA RIVER | | | | | \$ 350,000.00 | |
| 1531 | PR 141 | 9.90 | JAYUYA | CREEK | | | \$ 2,000.00 | | | |
| 1657 | PR 861 | 11.00 | TOA ALTA | LA PLATA RIVER | | | | | | |
| 1711 | QUEBRADA CEIBA ST. | 0.20 | PEÑUELAS | GUAYANES RIVER | | | | | | |
| 2315 | PR 53 | 66.50 | PATILLAS | GRANDE DE PATILLAS RIVER | | | \$ 100,000.00 | | | |
| 2458 | PR 26 | 9.00 | CAROLINA | LOS ANGELES AVENUE | | | | | \$ 75,000.00 | |
| 2508 | PR 913 | 1.10 | SAN LORENZO | HONDA CREEK | | | | | | |
| | | | | | \$ - | \$ - | \$ 257,000.00 | | \$ 1,285,000.00 | |

Projects may move between fiscal years based on PS&E readiness and budget availability.

Appendix A

| BRIDGE PROJECTS - CONSTRUCTION | | | | | 2020 | | 2021 | | 2022 | |
|--------------------------------|--------------------|-------|---------------|-------------------------|---------------------------------------|---------------------|---------------------------------------|---------------------|---------------------------------------|---------------------|
| | | | | | ZP-10/20 | ZP-20 | ZP-10/20/30 | ZP-10/20/30 | ZP-10/20 | ZP-20 |
| | | | | | Bridge Rehabilitation and Replacement | Bridge Preservation | Bridge Rehabilitation and Replacement | Bridge Preservation | Bridge Rehabilitation and Replacement | Bridge Preservation |
| Bridge ID | Road | Km | Municipality | Feature Intersected | Construction | Construction | Construction | Construction | Construction | Construction |
| 105 | PR 955 | 2.00 | RIO GRANDE | JUAN GONZALEZ CREEK | | | | | | |
| 116 | PR 3 | 53.60 | CEIBA | CEIBA CREEK | \$80,000.00 | | \$4,133,337.00 | | | |
| 122 | PR 3 | 68.10 | NAGUABO | SANTIAGO RIVER | | | | | | |
| 158 | PR 123 | 59.30 | UTUADO | DEPRESSION | | | | | | |
| 176 | PR 14 | 57.25 | AIBONITO | HONDA CREEK | | | | | | |
| 217 | PR 106 | 2.50 | MAYAGUEZ | GANDEL CREEK | | | | | | |
| 261 | PR 128 | 32.60 | MARICAO | PRIETO RIVER | | | \$1,300,000.00 | | | |
| 284 | PR 139 | 22.80 | PONCE | DEPRESSION | \$385,258.51 | | | | | |
| 308 | PR 149 | 4.50 | JUANA DIAZ | GUANABANA CREEK | | | | | | |
| 443 | PR 951 | 4.90 | LOIZA | ZEQUEIRA CHANNEL | \$366,314.88 | | | | | |
| 530 | PR 759 | 2.80 | MAUNABO | | | | | | | |
| 549 | PR 825 | 0.10 | NARANJITO | | | | | | | |
| 574 | PR 971 | 17.30 | NAGUABO | SANTIAGO RIVER | | | | | \$1,000,000.00 | |
| 589 | PR-102 | 7.40 | MAYAGUEZ | GUANAJIBO RIVER | | | | | | |
| 670 | PR-654 | 0.20 | ARECIBO | GRANDE DE ARECIBO RIVER | | | | | | |
| 702 | PR-681 | 0.10 | ARECIBO | CANO TIBURONES | | | | | | |
| 881 | PR 497 | 2.70 | SAN SEBASTIAN | SONADORA CREEK | | | | | | |
| 1058 | PR 9912 | 0.10 | SAN LORENZO | GRANDE DE LOIZA RIVER | | | | | | |
| 1082 | PR 935 | 3.80 | JUNCOS | LOS CHINOS CREEK | | | | | | |
| 1096 | PR 102 | 35.40 | SAN GERMAN | GUANAJIBO RIVER | \$5,700,000.00 | | \$5,720,084.20 | | | |
| 1123 | PR 359 | 0.30 | YAUCO | PR 2 | \$6,829,061.85 | | | | | |
| 1133 | OFF PR 200 | 0.01 | VIEQUES | CREEK | | | \$400,000.00 | | | |
| 1186 | PR-708 | 5.10 | Cayey | | | | | | | |
| 1316 | LOCAL ROAD | 0.10 | SAN LORENZO | EMAJAGUA RIVER | | | | | | |
| 1325 | PR 757 | 4.00 | PATILLAS | DEL APEADERO RIVER | | | | | | |
| 1343 | LOCAL ROAD | 0.20 | SAN LORENZO | EMAJAGUA RIVER | | | | | | |
| 1381 | PR 103 | 3.60 | CABO ROJO | CHANNEL | | | | | \$1,000,000.00 | |
| 1492 | OFF PR 110 | 0.30 | MOCA | CREEK | \$515,340.00 | | | | \$1,500,000.00 | |
| 1497 | PR 826 | 3.00 | NARANJITO | GUADIANA RIVER | | | | | | |
| 1531 | PR 141 | 9.90 | JAYUYA | CREEK | | | | | \$400,000.00 | |
| 1532 | PR 175 | 11.80 | TRUJILLO ALTO | CREEK | | | | | | |
| 1625 | OFF PR 378 KM 3.8 | 0.10 | GUAYANILLA | GUAYANILLA RIVER | | | | | | |
| 1638 | VICTOR ROJAS AVE. | 0.10 | ARECIBO | GRANDE DE ARECIBO RIVER | | | | | | |
| 1657 | PR 861 | 11.00 | TOA ALTA | LA PLATA RIVER | \$313,869.50 | | \$ 4,489,579 | | | |
| 1695 | PR123 | 55.10 | UTUADO | GRANDE DE ARECIBO RIVER | | | | | | |
| 2924 | PR 10 | 52.13 | UTUADO | UNNAMED CREEK | | | | \$1,450,000.00 | | |
| 2925 | PR-10 | 51.20 | UTUADO | DIRT ROAD | | | | \$1,350,000.00 | | |
| 1711 | QUEBRADA CEIBA ST. | 0.20 | Peñuelas | GUAYANES RIVER | \$162,596.78 | | | | | |
| 2038 | PR 52 NORTHBOUND | 49.50 | SALINAS | PR 714 & LA PALMA CREEK | | | | | | |

APPENDIX A

| BRIDGE PROJECTS - CONSTRUCTION | | | | | 2020 | | 2021 | | 2022 | |
|--------------------------------|---------------------|-------|---------------|--------------------------|---------------------------------------|---------------------|---------------------------------------|---------------------|---------------------------------------|---------------------|
| | | | | | ZP-10/20 | ZP-20 | ZP-10/20/30 | ZP-10/20/30 | ZP-10/20 | ZP-20 |
| | | | | | Bridge Rehabilitation and Replacement | Bridge Preservation | Bridge Rehabilitation and Replacement | Bridge Preservation | Bridge Rehabilitation and Replacement | Bridge Preservation |
| Bridge ID | Road | Km | Municipality | Feature Intersected | Construction | Construction | Construction | Construction | Construction | Construction |
| 2039 | PR 52 SOUTHBOUND | 49.50 | SALINAS | PR 714 & LA PALMA CREEK | | | | | | |
| 2069 | LOCAL ROAD | 0.00 | MAYAGUEZ | YAGUEZ RIVER | | | \$1,000,000.00 | | | |
| 2315 | PR 53 | 66.50 | PATILLAS | GRANDE DE PATILLAS RIVER | | | | | | \$8,307,485.93 |
| 2458 | PR-26 | 9.00 | CAROLINA | AVE. LOS ANGELES | | | | | \$3,807,514.07 | |
| 2479 | PR 174 | 14.00 | BAYAMON | SONADORA CREEK | | | | | | |
| 2508 | PR 913 | 1.10 | SAN LORENZO | HONDA CREEK | | | | | | |
| 2511 | PR 9916 | 0.02 | SAN LORENZO | UNKNOWN CREEK | | | | | | |
| 2572 | OFF PR 372 @ KM 2.5 | 1.00 | YAUCO | DUEY RIVER | | | | | | |
| 2574 | OFF PR 428 | 0.05 | MARICAO | PRIETO RIVER | | | | | | |
| 2578 | OFF PR182@14.2 | 0.01 | YABUCOA | GUAYANES RIVER | | | | | | |
| 2697 | OFF PR 852 | 0.60 | TRUJILLO ALTO | UNKNOWN CREEK | | | | | | |
| 2748 | LOCAL ROAD | 0.30 | CAYEY | MATON RIVER | | | | | | |
| 2940 | Off PR-511 Km.12.7 | 11.30 | PONCE | Inabon River | | | | | | |
| Construction | | | | | \$14,354,461.52 | \$0.00 | \$17,043,000.00 | \$2,800,000.00 | \$7,709,536.07 | \$8,307,485.93 |
| ROW | | | | | \$0.00 | \$0.00 | \$257,000.00 | \$0.00 | \$1,285,000.00 | \$0.00 |
| Design | | | | | \$0.00 | \$0.00 | \$0.00 | \$0.00 | \$0.00 | \$0.00 |
| Total | | | | | \$14,354,461.52 | \$0.00 | \$17,300,000.00 | \$2,800,000.00 | \$8,994,536.07 | \$8,307,485.93 |
| Total RR + PRES | | | | | \$14,354,461.52 | | \$20,100,000.00 | | \$17,302,022.00 | |

*All listed projects will be obligated in all its phases by FY 2024.

Appendix A

| Additional Bridge Construction Projects to be worked for all Bridge Programs ¹ | | | | | | | |
|---|-----------|--|-----------|--------------------|--------|--------------------------|---------------|
| Line Number | Bridge ID | Preliminary Construction Cost Estimate | Project | Road | km | Intersected | Municipality |
| 1 | 867 | \$ 1,465,249.52 | AC-800588 | PR-30 EASTBOUND | 22.30 | HUMACAO RIVER | LAS PIEDRAS |
| 2 | 931 | \$ 1,465,249.52 | AC-800588 | PR-30 WESTBOUND | 22.70 | HUMACAO RIVER | LAS PIEDRAS |
| 3 | 1067 | \$ 888,176.63 | AC-800587 | PR-52 NORTHBOUND | 98.65 | DIRT ROAD | PONCE |
| 4 | 1068 | \$ 888,176.63 | AC-800587 | PR-52 SOUTHBOUND | 98.65 | DIRT ROAD | PONCE |
| 5 | 1069 | \$ 1,650,105.64 | AC-800587 | PR-52 SOUTHBOUND | 97.90 | PR-10 | PONCE |
| 6 | 1070 | \$ 1,650,105.64 | AC-800587 | PR-52 NORTHBOUND | 97.90 | PR-10 | PONCE |
| 7 | 1114 | \$ 1,749,473.39 | AC-800586 | PR-2 EASTBOUND | 204.00 | GUAYANILLA RIVER, L ROAD | GUAYANILLA |
| 8 | 1115 | \$ 1,752,384.33 | AC-800586 | PR-2 WESTBOUND | 204.00 | GUAYANILLA RIVER, L ROAD | GUAYANILLA |
| 9 | 1192 | \$ 4,185,043.42 | AC-800589 | PR-52 NORTHBOUND | 71.40 | PR-543 AND JUEYES RIVER | SANTA ISABEL |
| 10 | 1193 | \$ 3,807,227.00 | AC-800589 | PR-52 SOUTHBOUND | 71.40 | PR-543 AND JUEYES RIVER | SANTA ISABEL |
| 11 | 1941 | \$ 2,211,287.86 | AC-800587 | PR-52 SOUTHBOUND | 100.50 | PR-1 | PONCE |
| 12 | 1942 | \$ 2,176,915.45 | AC-800587 | PR-52 NORTHBOUND | 100.50 | PR-1 | PONCE |
| 13 | 1956 | \$ 1,224,324.51 | AC-800585 | PR-53 EASTBOUND | 90.80 | PR-706 | SALINAS |
| 14 | 1957 | \$ 1,194,277.89 | AC-800585 | PR-53 WESTBOUND | 90.80 | PR-706 | SALINAS |
| 15 | 105 | \$ 1,000,000.00 | BR19A01 | PR-955 | 2.00 | JUAN GONZALEZ CREEK | RIO GRANDE |
| 16 | 158 | \$ 1,557,370.00 | AC-012332 | PR-123 | 59.30 | DEPRESSION | UTUADO |
| 17 | 376 | \$ 800,000.00 | BR19A03 | PR-167 | 13.70 | CANCEL CREEK | BAYAMON |
| 18 | 530 | \$ 1,356,465.20 | AC-075919 | PR-759 | 2.80 | DE LOS CHINOS CREEK | MAUNABO |
| 19 | 589 | \$ 6,018,180.00 | AC-010273 | PR-102 | 7.40 | GUANAJIBO RIVER | MAYAGÜEZ |
| 20 | 670 | \$ 3,778,000.00 | AC-065404 | PR-654 | 0.20 | GRANDE DE ARECIBO RIVER | ARECIBO |
| 21 | 734 | \$ 1,551,597.00 | AC-333601 | PR-336 | 0.68 | LA MANUELA CREEK | GUAYANILLA |
| 22 | 1186 | \$ 2,975,634.00 | AC-070801 | PR-708 | 5.10 | CREEK | CAYEY |
| 23 | 1497 | \$ 3,058,396.38 | AC-082601 | PR-826 | 3.00 | GUADIANA RIVER | NARANJITO |
| 24 | 2482 | \$ 1,574,214.00 | BR19A10 | OFF PR-335 | 0.90 | YAUCO RIVER | YAUCO |
| 25 | 2748 | \$ 1,661,075.26 | AC-800580 | LOCAL ROAD | 0.30 | MATON RIVER | CAYEY |
| 26 | 1059 | | | PR-646 | 4.80 | INDIO RIVER | VEGA BAJA |
| 27 | 1638 | \$ 4,699,774.61 | AC-065403 | VICTOR ROJAS AVE. | 0.10 | GRANDE DE ARECIBO RIVER | ARECIBO |
| 28 | 1657 | | AC-086121 | PR-861 | 11.00 | LA PLATA RIVER | TOA ALTA |
| 29 | 122 | \$ 11,000,000.00 | AC-301128 | PR-3 | 69.33 | SANTIAGO RIVER | NAGUABO |
| 30 | 176 | \$ 3,791,106.00 | AC-140027 | PR-14 | 57.25 | HONDA CREEK | AIBONITO |
| 31 | 217 | \$ 3,500,000.00 | AC-010612 | PR-106 | 2.50 | GANDEL CREEK | MAYAGÜEZ |
| 32 | 549 | \$ 5,075,201.88 | AC-082509 | PR-825 | 0.10 | GUADIANA RIVER | NARANJITO |
| 33 | 702 | \$ 5,120,241.00 | AC-068112 | PR-681 | 2.00 | TIBURONES CHANNEL | ARECIBO |
| 34 | 1427 | \$ 401,222.91 | AC-800592 | PR-111 | 18.30 | GUATEMALA RIVER | SAN SEBASTIÁN |
| 35 | 1695 | \$ 1,042,656.28 | AC-800593 | PR-123 | 55.10 | GRANDE DE ARECIBO RIVER | UTUADO |
| 36 | 1883 | \$ 238,739.32 | AC-800592 | PR-114 | 4.00 | GUANAJIBO RIVER | HORMIGUEROS |
| 37 | 2385 | \$ 360,697.50 | AC-800591 | PR-53 SOUTHBOUND | 33.40 | DIRT ROAD | HUMACAO |
| 38 | 2386 | \$ 284,526.67 | AC-800591 | PR-53 NORTHBOUND | 33.40 | DIRT ROAD | HUMACAO |
| 39 | 2389 | \$ 241,910.54 | AC-800591 | PR-53 SOUTHBOUND | 30.00 | PR-925 | HUMACAO |
| 40 | 2390 | \$ 240,389.10 | AC-800591 | PR-53 NORTHBOUND | 30.00 | PR-925 | HUMACAO |
| 41 | 2402 | \$ 587,512.59 | AC-800591 | PR-53 SOUTHBOUND | 35.90 | CHANNEL | HUMACAO |
| 42 | 2403 | \$ 609,380.76 | AC-800591 | PR-53 NORTHBOUND | 35.90 | CHANNEL | HUMACAO |
| 43 | 2472 | \$ 571,670.17 | AC-800595 | PR-2 | 197.30 | BERRENCHIN CREEK | YAUCO |
| 44 | 2499 | \$ 56,084.92 | AC-800594 | OFF PR-156 | 0.10 | NARAJOS CREEK | AGUAS BUENAS |
| 45 | 2500 | \$ 2,622,917.29 | AC-800596 | PR-165R | 0.10 | LA PLATA RIVER | DORADO |
| 46 | 2633 | \$ 54,727.00 | AC-800591 | OFF PR-750@KM0.4 | 0.04 | WATERWAY | MAUNABO |
| 47 | 2637 | \$ 159,924.74 | AC-800596 | RAMP PR-25 TO PR-1 | 7.70 | PR-35 | SAN JUAN |
| 48 | 2640 | \$ 289,590.60 | AC-800596 | PR-1 | 7.40 | SAGRADO CORAZON ST. | SAN JUAN |
| 49 | 2651 | \$ 1,272,731.72 | AC-800594 | PR-34 | 1.20 | PR-52 | CAGUAS |
| 50 | 2678 | \$ 83,321.12 | AC-800592 | OFF PR-361 AT 4.4 | 0.80 | CAIN RIVER | SAN GERMAN |
| 51 | 2735 | \$ 528,669.37 | AC-800594 | PR-156 | 59.30 | CAGUITAS RIVER | CAGUAS |
| 52 | 2764 | \$ 861,048.61 | AC-800594 | URBAN LOCAL ROAD | 0.15 | CAGUITAS RIVER | CAGUAS |
| 53 | 2793 | \$ 1,478,774.80 | AC-800596 | PR-25 | 3.40 | SAN ANTONIO CHANNEL | SAN JUAN |
| 54 | 2877 | \$ 4,021,654.41 | AC-800592 | PR-2 | 162.85 | PR-319 | HORMIGUEROS |
| 55 | 2899 | \$ 938,227.53 | AC-800592 | PR-2 | 173.65 | HOSP CONCEPSION ACCESS | SAN GERMAN |
| 56 | 2924 | \$ 1,681,845.88 | AC-800593 | PR-10 | 52.13 | UNNAMED CREEK | UTUADO |
| 57 | 2925 | \$ 1,801,441.86 | AC-800593 | PR-10 | 51.20 | DIRT ROAD | UTUADO |
| 58 | 2962 | \$ 75,322.12 | AC-800595 | PR-372 | 16.50 | DUEY RIVER | YAUCO |

1) These projects are based on the priorities and inspection reports available on July 2016. The final list of project and their order of execution and bidding may vary.

2) Preliminary estimate based on deck area and typical construction unit cost for the expected scope.

SAFETY PROJECTS

| 2019 | | |
|--|------------------------|------------------|
| DESCRIPTION | MUNICIPALITY | COST ESTIMATE |
| Geometric Improvements PR-3 Intersection with UPR Hospital | Carolina | \$ 699,579.25 |
| Highway Safety Improvements of PR-115 from km. 0.00 to km. 10.84 | Añasco - Rincón | \$ 10,905,950.00 |
| Highway Safety Improvements of PR-116 from km 3.0 to km 14.0 | Lajas | \$ 6,744,000.00 |
| Highway Safety Improvements of PR-152 from km 11.5 to km 13.65 | Naranjito | \$ 1,475,263.35 |
| Highway Safety Improvements of PR-167 from km. 0.0 to km. 9.0 | Comerio - Barranquitas | \$ 4,388,000.00 |
| Geometric Improvements of PR-29 Interchange with PR-168 and PR-167 | Bayamón | \$ 1,099,765.70 |
| Highway Safety Improvements of PR-52 from km 52.3 to 55.3 | Salinas | \$ 4,986,529.24 |
| TOTAL | | \$ 30,299,087.54 |
| 2020 | | |
| DESCRIPTION | MUNICIPALITY | COST ESTIMATE |
| Highway Safety Improvements of PR-176 from Km. 0.0 to Km. 4.0 - Obligated | San Juan | \$ 3,000,000.00 |
| Highway Safety Improvements of PR-203 from km 0.0 to km 7.1 - Obligated | Gurabo - San Lorenzo | \$ 9,812,500.00 |
| Highway Safety Improvements of PR-183 from km 1.2 to km 10.0 (FY20 Funds \$3,058,386 - AC Funds \$3,558,386)- Obligated | Caguas - San Lorenzo | \$ 6,616,772.00 |
| Pavement Reconstruction at PR-1 from Km 25.94 to Km 32, San Juan, PR (Pavement) Fase 2 - Obligated | San Juan | \$ 12,900,000.00 |
| Programa SEGURO - Obligated | Metro | \$ 3,362,500.00 |
| Highway Safety Improvements of PR-8 from km. 0.00 to km. 4.6 - Obligated | San Juan | \$ 8,750,000.00 |
| TOTAL | | \$ 44,441,772.00 |
| 2021 | | |
| DESCRIPTION | MUNICIPALITY | COST ESTIMATE |
| Geometric Improvements PR-3 Intersection with UPR Hospital | Carolina | \$ 8,983,000.00 |
| Highway Safety Improvements of PR-137 from Km 0 to Km 9.0 Vega Baja and Morovis (safety) | Vega Baja-Morovis | \$ 9,450,000.00 |
| Highway Safety Improvements of PR-3 from Km 14.4 to Km 18.8 (Safety), Carolina to Río Grande | Carolina - Río Grande | \$ 11,880,000.00 |
| Safety Improvements PR-137 & PR-634 | Morovis | \$ 500,000.00 |
| PROGRAMA SEGURO | Metro | \$ 2,700,000.00 |
| Highway Safety Improvement of PR-6 from Km 0 to Km 2 (safety), Bayamón | Bayamon | \$ 2,100,000.00 |
| TOTAL | | \$ 35,613,000.00 |
| 2022 | | |
| DESCRIPTION | MUNICIPALITY | COST ESTIMATE |
| Safety Improvements at PR-101 from Km 10 to Km 20, Lajas - Cabo Rojo | Lajas-Cabo Rojo | \$ 4,465,894.00 |
| Highway Safety Improvements of PR-101 from km. 0 to km 10, San German and Lajas | San German-Lajas | \$ 3,510,977.00 |
| Highway Safety Improvements of PR-385 from Km 0 to Km 5.6, Yauco (Safety) | Yauco | \$ 6,000,000.00 |
| Safety Improvements at PR-165 from Km 30 to Km 38, Catano - Guaynabo | Cataño-Guaynabo | \$ 7,100,000.00 |
| Safety Improvements PR-2 Km 214.5 to km 216.5., Penuelas | Penuelas | \$ 5,500,000.00 |
| Safety Improvements at PR-420 from Km 0 to Km 9.4, Moca | Moca | \$ 2,800,000.00 |
| Safety Improvements at PR-782 from Km 0 to Km 10, Cidra | Cidra | \$ 3,000,000.00 |
| PROGRAMA SEGURO | Metro | \$ 5,000,000.00 |
| Safety Improvements at PR-829 from Km 0 to km 11.1, Bayamón | Bayamon | \$ 3,300,000.00 |
| Safety Improvements at PR-900 from Km 0 to Km 11, Yabucoa | Yabucoa | \$ 3,300,000.00 |
| TOTAL | | \$ 43,976,871.00 |

*Projects may move between fiscal years based on PS readiness and budget availability.

| PAVEMENT PROJECTS | | |
|---|-------------------------------|------------------|
| 2019 | | |
| DESCRIPTION | MUNICIPALITY | COST ESTIMATE |
| Pavement Rehabilitation and Reconstruction of PR-2 from km 92.05 to km 96.86 | Hatillo - Camuy- Quebradillas | \$ 4,064,856.40 |
| Pavement Rehabilitation and Reconstruction of PR-2 from km 87.87 to km 92.05 | Hatillo - Camuy- Quebradillas | \$ 13,002,308.00 |
| Pavement Rehabilitation and Reconstruction of PR-52 from km 95.0 to km 99.0 | Ponce | \$ 7,766,877.80 |
| Pavement Rehabilitation and Reconstruction of PR-52 from km. 38.0 to km. 49.00 | Cayey | \$ 14,929,530.00 |
| TOTAL | | \$ 39,763,572.20 |
| 2020 | | |
| DESCRIPTION | MUNICIPALITY | COST ESTIMATE |
| Pavement Reconstruction of PR-2 from Km 180 to Km 186.4, Sabana Grande (Pavement) | Sabana Grande | \$ 6,000,000.00 |
| Pavement Reconstruction of PR-2 from Km 187 to Km 195, Guánica (Pavement) | Guanica | \$ 23,540,903.00 |
| Pavement Reconstruction at PR-189 from km. 0.0 to km.13.0 (Pavement) | Caguas - Gurabo - Juncos | \$ 6,529,694.00 |
| TOTAL | | \$ 36,070,597.00 |
| 2021 | | |
| DESCRIPTION | MUNICIPALITY | COST ESTIMATE |
| Pavement Rehabilitation and Reconstruction of PR-53 form km. 81.0 to km. 86.862 Fase 1 (Pavement Set Aside) | Guayama - Salinas | \$ 12,428,240.00 |
| Additional Funds - Pavement Reconstruction of PR-2 from km 187 to km 195 | Guanica/Sabana Grande | \$ 14,400,000.00 |
| Pavement Rehabilitation and Reconstruction of PR-53 from km. 86.863 to km. 94.0 Fase II (Pavement Set Aside) | Salinas | \$ 22,292,895.00 |
| TOTAL | | \$ 49,121,135.00 |
| 2022 | | |
| DESCRIPTION | MUNICIPALITY | COST ESTIMATE |
| Pavement Reconstruction of PR-30 from Km 25 to Km 28, Humacao (Pavement Set Aside) | Humacao | \$ 11,985,000.00 |
| Pavement Reconstruction at PR-1 from Km 15 to Km 21, San Juan, PR (Pavement Set Aside) | San Juan | \$ 6,500,000.00 |
| Pavement Reconstruction of PR-2 from Km 145 to Km 152, Mayaguez (Pavement Set Aside) | Mayaguez | \$ 10,000,000.00 |
| Pavement Reconstruction at PR-3 from Km 42.5 to Km 47.6, Luquillo, PR (Pavement Set Aside) | Luquillo | \$ 9,000,000.00 |
| Pavement Reconstruction of PR-333 from Km 0 to Km 10.1, Guánica (Pavement) | Guanica | \$ 4,000,000.00 |
| Pavement Reconstruction of PR-354 from Km 0 to Km 9.25, Mayaguez (Pavement) | Mayaguez | \$ 3,000,000.00 |
| Pavement Reconstruction of PR-765 from Km 0 to Km 11.1, Caguas (Pavement) | Caguas | \$ 4,000,000.00 |
| Pavement Reconstruction at PR-2 from Km 125.5 to Km 125.9, Aguadilla, PR (Pavement Set Aside) | Aguadilla | \$ 400,000.00 |
| Pavement Reconstruction at PR-25R from Km 0 to Km 4, San Juan, PR (Pavement) | San Juan | \$ 4,000,000.00 |
| Pavement Reconstruction of PR-53 from Km 69 to Km 71, Patillas (Pavement Set Aside) | Patillas | \$ 3,100,000.00 |
| Pavement Reconstruction at PR-2 from Km 1 to Km 6, Guaynabo, PR (Pavement Set Aside) | Guaynabo | \$ 8,500,000.00 |
| Pavement Reconstruction of PR-779 from km 0 to km 10.86, Comerío (Pavement) | Comerio | \$ 3,500,000.00 |
| FY22 Allocation | Islandwide | \$ 54,785,000.00 |
| CRRSAA Allocation | Islandwide | \$ 13,200,000.00 |
| TOTAL | | \$ 67,985,000.00 |

*Projects may move between fiscal years based on PS readiness and budget availability.

Appendix D

ITS Projects

| 2019 | |
|---|-----------------|
| DESCRIPTION | COST ESTIMATE |
| Traveler Information Reporting / TMC Operations | \$ 950,000.00 |
| SEGURO | \$ - |
| ITS Design / Implementation Real time Information/ Rev. Lane Operation | \$ - |
| Total | \$ 950,000.00 |
| 2020 | |
| DESCRIPTION | COST ESTIMATE |
| TMC Operations - Obligated | \$ 700,000.00 |
| Reversible Lane Operation PR-18 & PR-52 | \$ 900,000.00 |
| ITS Device Preservation Maintenance - Obligated | \$ 782,500.00 |
| Traffic Signal System Management - Obligated | \$ 500,000.00 |
| Total | \$ 2,882,500.00 |
| 2021 | |
| DESCRIPTION | COST ESTIMATE |
| TSM&O Program Management and Support (Management, Documentation, Design, Support, etc.) | \$ 1,805,000.00 |
| Operational Activities | \$ 2,050,000.00 |
| ITS Device Preservation and Repair | \$ 2,945,000.00 |
| Total | \$ 6,800,000.00 |
| 2022 | |
| DESCRIPTION | COST ESTIMATE |
| TSM&O Program Management and Support (Management, Documentation, Design, Support, etc.) | \$ 600,000.00 |
| Operational Activities | \$ 2,065,000.00 |
| ITS Device Preservation and Repair | \$ 2,670,000.00 |
| ITS Device Deployment (Construction) | \$ 1,515,000.00 |
| Total | \$ 6,850,000.00 |

*Projects may move between fiscal years based on PS readiness and budget availability.

| Proposed Transportation Projects CDBG-DR | | |
|--|--------------------------|----------------------------|
| Project Description | Municipality | Total Requested Amount |
| Loiza Bypass from PR-188 to PR-187 | Loiza | \$ 23,325,000.00 |
| PR-158 Connector, from PR-52 to PR-1 - Phase 1 | Cayey | \$ 18,300,000.00 |
| PR-158 Connector, from PR-52 to PR-1 - Phase 2 | Cayey | \$ 21,500,000.00 |
| Isabela Connector from PR-472 to PR-112 | Isabela | \$ 12,350,000.00 |
| Barranquita South Bypass from PR-156 to PR-759 | Barranquitas | \$ 17,500,000.00 |
| Villalba Bypass from PR-151 to PR-150 | Villalba | \$ 31,000,000.00 |
| Higuillar Avenue form Efron Avenue / PR-696 to PR-694 / PR-22 | Dorado | \$ 4,700,000.00 |
| Widening of PR-545 newar PR-52 to PR-14 | Coamo | \$ 6,500,000.00 |
| San Lorenzo Bypass, from PR-183 / PR-181 to PR-745 | San Lorenzo | \$ 64,000,000.00 |
| Aguas Buenas North Bypass, from PR-156 East to PR-156 West - Phase 1 | Aguas Buenas | \$ 41,750,000.00 |
| Aguas Buenas North Bypass, from PR-156 East to PR-156 West - Phase 2 | Aguas Buenas | \$ 47,600,000.00 |
| PR-122 Lajas-San German Connector, from PR-321 to PR-166 | Lajas - San German | \$ 19,900,000.00 |
| PR-18N to PR-21E Ramp and Medical Center Connector | San Juan | \$ 25,250,000.00 |
| Cidra Connector, from Industrial Avenue to PR-184 - Phase 1 | Cidra | \$ 32,300,000.00 |
| Cidra Connector, from Industrial Avenue to PR-184 - Phase 2 | Cidra | \$ 42,100,000.00 |
| Cidra Connector, from Industrial Avenue to PR-184 - Phase 3 | Cidra | \$ 47,000,000.00 |
| Relocation of PR-111 from PR-111/PR-451 to PR-111/PR-111R | San Sebastian - Lares | \$ 52,300,000.00 |
| Access Improvements to Aguadilla Airport, from PR-110 to PR-107, Includes Burns Street Connector | Aguadilla | \$ 30,300,000.00 |
| Widening of PR-845 from PR-844 to PR-199, San Juan-Trujillo Alto | San Juan - Trujillo Alto | \$ 30,000,000.00 |
| PR-10 - Phase 1 | Adjuntas-Utuado | \$ 48,000,000.00 |
| PR-10 - Phase 2 | Adjuntas-Utuado | \$ 48,400,000.00 |
| PR-10 - Phase 3 | Adjuntas-Utuado | \$ 58,400,000.00 |
| PR-10 - Phase 4 | Adjuntas-Utuado | \$ 41,000,000.00 |
| Extension PR-5, from PR-199 to PR-167 | Bayamon | \$ 150,000,000.00 |
| Expressway Conversion of PR-2 | Ponce - Mayaguez | \$ 230,000,000.00 |
| Extension PR-22 from PR-22/PR-2 to PR-2/PR-111 | Hatillo - Aguadilla | \$ 1,183,000,000.00 |
| Geometric Improvements at Intersections | Bayamon | \$ 8,000,000.00 |
| Peñuelas Bypass | Peñuelas | \$ 11,500,000.00 |
| Total Requested Amount | | \$ 2,345,975,000.00 |

**Highway Infrastructure Programs
Coronavirus Response and Relief Supplemental Appropriations Act 2021
(HIP-CRRSAA)**

The Coronavirus Response and Relief Supplemental Appropriations Act, 2021 enacted on December 27, 2020 appropriated **\$35,845,307** to the Puerto Rico Highway and Transportation Authority. The purpose of the HIP-CRRSAA is to provide funding to address coronavirus disease 2019 (COVID-19) impacts related to Highway Infrastructure Programs.

The following projects will utilize CRRSAA funds:

| DESCRIPTION | MUNICIPALITY | COST ESTIMATE |
|--|--------------|-------------------------|
| Rehabilitation of Bridge No. 3000 Over La Plata River PR-5 | Naranjito | \$ 19,280,307.00 |
| Landslide - PR-411 km 9.9 | Aguada | \$ 500,000.00 |
| Landslide - PR-411 km 4.90 - 5.00 | Aguada | \$ 286,000.00 |
| Landslide - PR-812 km 4.3 | Bayamon | \$ 1,151,000.00 |
| Landslide PR-816 km 4.5 | Bayamon | \$ 445,000.00 |
| Landslide PR-816 km 6.4 | Bayamon | \$ 123,000.00 |
| Landslide PR-951 km 1.3 | Canovanas | \$ 283,000.00 |
| Landslide PR-146 km 14.1 | Ciales | \$ 107,000.00 |
| Landslide PR-111 km. 66.2 | Utuado | \$ 385,000.00 |
| Landslide PR-111 km 59.45 | Utuado | \$ 52,000.00 |
| Landslide PR-140 km 23.55 | Utuado | \$ 33,000.00 |
| Additional Funds for Pavement Projects FY 22 | Islandwide | \$ 13,200,000.00 |
| TOTAL | | \$ 35,845,307.00 |

Available Funding

There is available funding from previous deobligations and funding that was not obligated from previous fiscal years.

| Projects Deobligated to be Reobligated during FY's 2019-2022 | | |
|--|---------|--|
| AC-Code | Fed No. | Project Description |
| AC-001521 | 0015011 | Pavement Rehabilitation Highway PR-15, Kilometers: 0.00 to 11.30, Guayama and Cayey |
| AC-003510 | 0035001 | San Juan Island Traffic Signal System and PR-1 Improvements |
| AC-010029 | 0100011 | Design and NEPA; Widening of PR-100 From PR-308 to PR-101, Cabo Rojo |
| AC-010199 | 9999191 | Traffic Signs and Pavement Markings on School Zones, Toa Alta, Toa Baja, Dorado and Corozal |
| AC-011417 | 0114003 | Right of Way for Project Rehabilitation of Bridge No. 2161, Highway PR-114, Kilometer: 2.20, Mayaguez |
| AC-013233 | 0132014 | Improvements of Bridge No. 1373 Over Canas Rlver, Highway PR-132 Kilometer: 25.00, Ponce |
| AC-013934 | 0139018 | Rehabilitation of Bridge No. 284 Over Waterway, Highway PR-139, Kilometer: 22.8, Ponce |
| AC-014076 | 0140027 | Replacement of Bridge No. 1828, Highway PR-140, Barceloneta (GRS, HfL) |
| AC-014514 | 0145007 | Replacement of Bridge No. 1130, Highway PR-145, Ciales |
| AC-017242 | 9999188 | TCSP FY 2009 Discretionary Grant for Environmental Phase of Cayey - Cidra Connector |
| AC-026118 | 0026022 | Rehabilitation of Bridge No. 2458 (Los Angeles), Highway PR-26, Carolina |
| AC-062305 | 0623001 | Rehabilitation of Bridge No. 1199, Highway PR-623, Kilometer: 1.8, Arecibo |
| AC-082409 | 0824003 | Right of Way for Project: Improvements to Bridge No. 547, Highway PR-824 Kilometer: 2.80, Galateo Ward, Toa Alta |
| AC-086009 | 9999155 | Reconstruction and Pavement Rehabilitation of Highways PR-860, PR-8860 and PR-887 |
| AC-100074 | 0010058 | Highway PR-10, Connector from PR-10 to PR-123, Utuado |
| AC-200261 | 0002052 | Traffic Signal System Improvements, Highway PR-2, Ponce By Pass, Municipality of Ponce |
| AC-200262 | 0002053 | Traffic Signal System Improvements, Highway PR-2, From PR-22 to PR-112, Hatillo to Isabela |
| AC-200282 | 0002065 | Preservation of Bridges No. 941 and 942 Highway PR-2 Over PR-385 Penuelas |
| AC-220124 | 9999238 | Northwest Corridor Access Modification, Management Plan and Financial Plan |
| AC-300109 | 0030023 | Safety Improvements Highway PR-30, From Km. 8.4 to Km. 21.4, Gurabo, Juncos, Las Piedras |
| AC-301008 | 0003013 | Replacement of Bridge No. 138 Over Guamani River, Guayama |
| AC-301127 | 0003041 | Geometric and Safety Improvements, Highway PR-3 Intersection with UPR Hospital, Carolina |
| AC-301128 | 0003031 | Replacement of Bridge No. 122 Over Santiago River, Highway PR-3, Kilometer: 67.7, Naguabo |
| AC-301131 | 0003045 | Naguabo - Humacao Safety Improvements (Including Shore bank Stabilization), Highway PR-3 Kms. 68.4 to 70.0 |
| AC-301141 | 0003047 | Safety Improvements PR-3, Carolina - Río Grande |
| AC-800319 | 0150008 | Replacement of Bridge Over Descalabrado River, Highway PR-150, Coamo |
| AC-800338 | 0503004 | Landslide Correction and Roadway Reconstruction PR-503 Km. 2.0, Ponce |
| AC-800347 | 0181020 | Landslide Correction, Pvt Repairs, Miscs Works PR-181, 3, 759, 184, 928, 931, 941 & 978, Yabucoa, Maunabo, Patillas, Gurabo, Junco |
| AC-800360 | 9999138 | Reconst of Highways PR-155, Kms 10.0, 12.2 & 20.3, PR-151 Kms. 7.1 & 12.9 and PR-157 Km. 3.4, Comerio, Orocovis, Coamo, Villalba |
| AC-800377 | 9999153 | Traffic Signs and Pavement Markings, School Zones, Varios Municipalities |
| AC-800378 | 9999146 | Pavement Markings and Signing Improvements School Zones, Barceloneta, Florida and Morovis |
| AC-800408 | 9999159 | Reconstruction of PR-957 Km. 1.2 Canovanas, PR-185 Km. 11.1 Carolina, PR-186 Km.s 3.5, 6.5 & 11 Canovanas & PR-185 Kms 14 to 18.5 |
| AC-800478 | 9999207 | Replacement of Bridges No. 631 over Cofresi Creek PR-200R Km. 0.1 and No. 1133 Unknown Creek Progreso St. PR-200, Vieques |
| AC-800494 | 9999225 | Traffic Signal Systems Preventive Maintenance and Emergency Repair Services PR-2, Moca to Hormigueros |
| AC-800496 | 9999219 | Bicycle-Pedestrian Count Technology Pilot Program (Puerto Rico MPO(San Juan)) |
| AC-991801 | 9999243 | San Lorenzo By Pass From Int. PR-181/PR-183 to Int. PR-181/PR-9912, San Lorenzo |
| AC-992904 | 9929001 | Replacement of Bridge No. 1851, Highway PR-9929, San Lorenzo |
| | 0002072 | Pavement Rehabilitation of Highway PR-2, Kilometers: 160.80 to 163.00, Hormigueros |
| AC-001872 | 0052062 | Traffic Congestion Management Project Dynamic Toll Lanes Phase III, Unit 2, PR-18 Municipality of San Juan |
| | 0053010 | NEPA Compliance Highway PR-53, Yabucoa - Guayama |
| AC-010262 | 0102009 | Replacement of Bridge No 642 Over Corazones Creek, Highway PR-102 Kilometer 5.70 |
| | 0123012 | Repairs to Landslide at Highway PR-123 Km. 26.9, Adjuntas |
| AC-015235 | 0152009 | Safety Improvements PR-152 Kilometers: 0.00 to 11.25, Barranquitas Naranjito |
| | 0156019 | Safety Improvements Highway PR-156, Kilometers 41.9 to 59.6, Caguas and Aguas Buenas |

| Projects Deobligated to be Reobligated during FY's 2019-2022 | | |
|--|---------|--|
| AC-Code | Fed No. | Project Description |
| 015802 | 0158002 | Access Request and National Policy Act Compliance for Construction PR-158 From PR-743 to PR-1, Cayey |
| | 0172012 | Safety Improvements Highway PR-172 From PR-1 to PR-787, Caguas and Aguas Buenas |
| | 9912002 | ROW for Replacement of Bridge No. 1058 Over Rio Grande de Loiza, PR-9912 Km. 0.1, San Lorenzo |
| AC-800308 | 9999104 | Traffic Signal System Improvements, Riomar Zone II, Highways |
| AC-000208 | 9999202 | Safe Route to School Project for the Municipalities of Vieques, Culebra, Ceiba, Naguabo and Humacao |
| AC-000207 | 9999205 | Safe Route so School Project for the Municipalities of Moca, San Sebastian, Las Mar as, Maricao, Quebradillas and Isabela |
| AC-000212 | 9999213 | Pedestrian & Bycycle Trail along Highway PR-546, from PR-153 to Ba os de Coamo facilities, Coamo |
| AC-800505 | 9999229 | Pavement Rehabilitation Highway PR-151, Kilometers: 0.00 to 7.00, Villalba |
| AC-803536 | 9999246 | Emergency Repairs Works Hurricane Maria - Super Asphalt Pavement Corporation |
| AC-805536 | 9999248 | Emergency Repairs Works Hurricane Maria - Puerto Rico Asphalt LLC |
| | 9999262 | Emergency Repair Works (Islandwide) - R&F Asphalt Unlimited Inc. |
| AC-837536 | 9999306 | Emergency Works for Landslide Corrections PR-3 Kms. 99.20 and 115.1 Yabucoa; PR-181 Km. 27.2 San Lorenzo and PR-917 Km. 1.8 Las Piedras |
| AC-200263 | 0002054 | Traffic Signal System Improvements, Highway PR-2, Unit # 1 |
| AC-200267 | 0002060 | Traffic Signals System and Geometric Improvements PR-2, Cantera Ward to Plaza Atenas, Manati |
| AC-200200 | 0002073 | Design and NEPA for the Construction of Elevated Structure at the Intersection of Highways PR-2 and PR-114. Includes the channelization of Merle and Pulida Creeks and the construction of North-South frontage road in PR-114 |
| AC-301133 | 0003043 | Feasability Studies for Improvements to PR-3, Rio Grande to Fajardo - Project Obligated in FY 2019 |
| AC-100088 | 0010077 | Safety Improvements PR-10, Ponce - Adjuntas, From Kilometer: 0.00 to Kilometer: 29.80 - Project Obligated in FY 2019 |
| AC-002065 | 0020008 | Safety Improvements Highway PR-20, Kilometers: 0.00 to 10.00, Guaynabo - Project Obligated in FY 2019 |
| AC-002906 | 0029005 | Bridges 1131& 1132 over Rio Hondo, PR-29 km 1.4 - Project Obligated in FY 2019 |
| AC-019143 | 0031022 | Replacement of Bridge No. 194, Over Rio Blanco, PR-31 Kilometer: 8.8, Naguabo - Project Obligated in FY 2019 |
| AC-520131 | 0052044 | Traffic Congestion Management Project Dynamic Toll Lanes Phase II, Unit 1, from Sta. 30+80.00 to Sta. 63+00.00 PR-52, Municipality of Caguas - Project Obligated in FY 2019 |
| AC-001870 | 0052045 | Congestion Managed Lanes Dynamic Toll Operation Phase 3 Unit 1, Las Americas Expressway PR-18, From Station: 13+40.00 to Station: 20+03.19, San Juan - Project Obligated in FY 2019 |
| AC-990133 | 0052047 | RFP for San Juan, Management Operation of Reversible Lane Barrier System |
| AC-520133 | 0052049 | Pavement Rehabilitation PR-52, Kilometers: 66.00 to 71.60, Salinas and Santa Isabel - Project Obligated in FY 2019 |
| AC-520140 | 0052050 | Pavement Rehabilitation PR-52, Kilometers: 71.60 to 77.00, Santa Isabel and Salinas - Project Obligated in FY 2019 |
| AC-520138 | 0052051 | Safety Improvements PR-52, Kilometers 49.0 to 52.30, Salinas - Project Obligated in FY 2019 |
| AC-520137 | 0052052 | Safety Improvements PR-52, Kilometers: 55.30 to 61.00 - Project Obligated in FY 2019 |
| AC-005380 | 0053009 | Geometrical and Safety Improvements PR-53, Toll Plazas at Kilometers: 28.3 and 34.8; and PR-903 within PR-3 and PR-906, Humacao |
| AC-006639 | 0066001 | Safety Improvements Highway PR-66, Kilometers: 0.00 to 20.00, Carolina, Canovanas and Rio Grande - Project Obligated in FY 2019 |
| AC-010270 | 0102018 | Pavement Rehabilitation Highway PR-102, Kilometers: 24.60 to 29.40, Cabo Rojo |
| AC-011019 | 0110010 | Safety Improvements PR-110, Kilometers: 0.0 to 11.5, Anasco and Moca - Project Obligated in FY 2019 |
| AC-012201 | 0122005 | Construction of PR-122, Lajas - San German, From PR-166 to PR-122, Lajas and San German |
| AC-015237 | 0152010 | Safety Improvements Highway PR-152, Kilometers: 13.65 to 20.50, Barranquitas and Naranjito - Project Obligated in FY 2019 |
| AC-017417 | 0174011 | Replacement of Bridge No. 2479, Highway PR-174 Kilometer: 14.0, Bayamon |
| AC-017416 | 0174012 | Scouring Mitigation Bridge No. 1107 Over Minillas River, Highway PR-174, Kilometer: 4.5, Bayamon - Project Obligated in FY 2019 |
| AC-018771 | 0187008 | Safety Improvements Highway PR-187, Kilometers 0.00 to 17.90, Carolina and Loiza |
| AC-020309 | 0203007 | Safety Improvements PR-203 Intersection with PR-183, From Station: 63+40.00 to Station: 71+75.56, San Lorenzo - Project Obligated in FY 2019 |
| AC-020402 | 0204001 | Traffic Signals and Geometric Improvements Highway PR-204, Las Piedras |
| AC-048506 | 0485001 | Bicycle Trail Adjacent to PR-485, Camuy |
| AC-065605 | 0656002 | Reconstruction of Highway PR-656, Km. 2.3, Arecibo |
| AC-068112 | 0681001 | Replacement of Bridge No. 702, Highway PR-681, Km.: 0.1, Arecibo |
| AC-071507 | 0715001 | Pavement Rehabilitation, Highway PR-715, Kilometers: 0.0 to 5.4, Cayey |
| AC-075206 | 0752001 | Rehabilitation and Scouring Mitigation Bridge No. 672 Over Jacanas Creek, Highway PR-752 Kilometer: 0.8, Arroyo |
| AC-085209 | 0852002 | Slab Replacement and Scour Mitigation of Bridge No. 1724, Highway PR-852, Trujillo Alto |
| AC-085812 | 0858001 | Highway Safety Improvements to PR-858, Kilometers 1.4 to 1.6, Carolina |
| AC-091710 | 0917002 | Reconstruction of Highway PR-917, Kilometers: 3.0 to 3.3, Las Piedras |
| AC-313206 | 3132002 | Route Feasability Study to Complete Penuelas South Bypass PR-3132, From PR-132 to Existing PR-3132, Penuelas |

| Projects Deobligated to be Reobligated during FY's 2019-2022 | | |
|--|---------|--|
| AC-Code | Fed No. | Project Description |
| AC-774106 | 7741002 | Reconstruction of Highway PR-7741 Km. 3.4, Guayama |
| AC-805271 | 9999122 | Replacement of Bridge No. 172 Over Descalabrado River, Highway PR-14, Coamo - Project Obligated in FY 2019 |
| AC-010166 | 9999134 | Toa Baja Recreational Trail (Design and Construction) - Project Obligated in FY 2019 |
| AC-800332 | 9999187 | Furnishing and Installation of Kilometer and Hectometer Markers, South Region - Project Obligated in FY 2019 |
| AC-800330 | 9999211 | Furnishing and Installation of Kilometer and Hectometer Markers, East Region |
| AC-000213 | 9999215 | Feasability Study Improvements to PR-2, Mayaguez - Aguadilla |
| AC-000257 | 9999236 | RFP for the Acquisition of Laboratory Management Information System (LMIS)- Project Obligated in FY 2019 |
| AC-TBD | | Rehabilitation of Bridge No. 3000 Over La Plata River PR-5, Naranjito - To be divided into three phases. Phase 1 - Improvements to PR-167 - Obligated |

| 2019 Carry Over Funding Projects | | | |
|----------------------------------|---------|--|------------------|
| AC Code | Fed No. | Project Description | Amount |
| AC-001206 | 0012005 | PR-12 Pavement Rehabilitation - Project Obligated in FY 2019 | \$ 12,318,802.10 |
| AC-005383 | 0053012 | PR-53 from km 0.6 to km 7.9 - Project Obligated in FY 2019 | \$ 12,184,700.00 |
| AC-010272 | 0102019 | Safety Improvements to PR-102 from km 7.8 to km 17.8 - Project Obligated in FY 2019 | \$ 59,566.20 |
| AC-011417 | 0114004 | Bridge #2161 over waterway, PR-114 Km 2.2, Mayaguez - Project Obligated in FY 2019 | \$ 323,100.85 |
| AC-011534 | | Highway Safety Improvements of PR-115 from km. 10.84 to km. 20.4, Rincón-Aguada - Project Obligated in FY 2019 | \$ 2,817,237.50 |
| AC-014354 | 0143035 | Bridge #780 over Matrullas River, PR-143 Km 36.0, Orocovis - Project Obligated in FY 2019 | \$ 227,920.80 |
| AC-014984 | | Highway Safety Improvements of PR-149 from km 0.00 to 12.80, Manatí-Ciales - Project Obligated in FY 2019 | \$ 11,165,013.20 |
| AC-091206 | 0902003 | Bridge #2314 over Cavaguas River, off PR-902 km 0.1, San Lorenzo - Project Obligated in FY 2019 | \$ 25,041.48 |
| AC-200307 | | Pavement Rehabilitation and Reconstruction of PR-2 from km 96.86 to km 100.06 - Project Obligated in FY 2019 | \$ 4,657,677.20 |
| AC-800533 | 0052064 | DTL - Phase 3 - Unit 4 - PR-52 km 4.7 to 6.4 (sta 123+80 to sta 151+66) - Project Obligated in FY 2019 | \$ 14,036,765.40 |
| AC-800542 | | DTL - Phase 4 - Unit 1 - PR-52 / PR-30 Caguas (km 13.96 to 16.63) - Project Obligated in FY 2019 | \$ 919,039.00 |
| AC-991202 | 9912001 | Bridge #1058 over Río Grande de Loíza, PR-9912 Km 0.1, Cyaguas Ward, San Lorenzo - Project Obligated in FY 2019 | \$ 4,017,310.24 |
| Total | | | \$ 62,752,173.97 |

| 2020 Carry Over Funding Projects | | | |
|----------------------------------|---------|--|------------------|
| AC Code | Fed No. | Project Description | Amount |
| AC-010166 | 9999134 | Construction of a new recreational trail for bicycles and pedestrians from Río Bayamon to PR-165, Toa Baja - Project Obligated in FY 2020 | \$ 2,418,000.00 |
| AC-018193 | 0181022 | Utuado, Julio Andino Pedestrian Bridge, PR-181, San Juan - Project Obligated in FY 2020 | \$ 2,294,606.65 |
| AC-015236 | 0152011 | Consructio, PR-152 from km 11.5 to km 13.65, Naranjito - Project Obligated in FY 2020 | \$ 1,407,166.20 |
| AC-411901 | 4119(1) | Construction of Las Marías Connector, Las Marías - Project Obligated in FY 2020 | \$ 4,371,302.41 |
| AC-500023 | | Construction, Rincón Pedestrian Route, Rincon - Project Obligated in FY 2020 | \$ 5,450,000.00 |
| AC-148506 | 0485001 | Construction, Additional Funds for the Extension of Camuy Bicycle Trail, Camuy - Project Obligated in FY 2020 | \$ 713,395.35 |
| AC-065403 | 0680001 | Construction, Bridge #1638 over Río Grande De Arecibo, Víctor Rojas Ave., km 0.10, Arecibo - Project Obligated in FY 2020 | \$ 726,102.30 |
| Total | | | \$ 17,380,572.91 |

| 2021 Carry Over Funding Projects | | | |
|----------------------------------|------------|---|------------------|
| AC Code | Fed No. | Project Description | Amount |
| AC-010266 | ZP-102(16) | Bridge 1096, PR-102 km 35.40 - Guanajibo River' | \$ 5,700,000.00 |
| AC-018193 | | DTL Noise Barriers San Juan - Caguas Phase 1 | \$ 3,000,000.00 |
| TBD | TBD | Pavement Reconstruction of PR-2 from km 180 to km 182, Sabana Grande - Pavement Lump Sum Project | \$ 6,000,000.00 |
| AC-200298 | ZP-2(81) | Pavement Reconstruction of PR-2 from km 185.80 to km 195. Guanica / Sabana Grande- Pavement Lump Sum Project | \$ 20,000,000.00 |
| AC-200286 | ZP-2(82) | Pavement Reconstruction at PR-1 from km 25.94 to km 32, San Juan Fase 2 - Pavement Lump Sum Project - Project Obligated in FY 2021 | \$ 16,500,000.00 |
| AC-100248 | ZP-1(50) | | \$ 51,200,000.00 |
| Total | | | |

HTA's projected fiscal situation with fiscal measures: Detail

■ Impacted by measure

| In \$ thousands | 2017-18 P | 2018-19 P | 2019-20 P | 2020-21 P | 2021-22 P | 2022-23 P | 6 Yr Total: FY18-FY23 |
|---|------------------|--------------------|------------------|------------------|------------------|------------------|-----------------------|
| Toll fares, includes [3], [5] and [13] | 120,468 | 132,892 | 141,049 | 148,304 | 154,778 | 166,832 | 864,324 |
| Gasoline Tax | 131,070 | 139,107 | 140,572 | 142,445 | 144,577 | 146,595 | 844,366 |
| Diesel Tax | 12,500 | 12,500 | 12,500 | 12,500 | 12,500 | 12,500 | 75,000 |
| Petroleum Products Tax | 290,748 | 290,748 | 290,748 | 290,748 | 290,748 | 290,748 | 1,744,485 |
| Cigarettes taxes | 19,992 | 19,992 | 19,992 | 19,992 | 19,992 | 19,992 | 119,952 |
| Motor Vehicle License Fees | 28,296 | 29,658 | 29,775 | 29,734 | 29,741 | 29,710 | 176,915 |
| Act 30 - Licenses Fees Transferred to Act | 51,998 | 54,501 | 54,716 | 54,640 | 54,653 | 54,596 | 325,104 |
| Transit Revenues | 8,052 | 9,308 | 9,406 | 9,531 | 9,674 | 9,809 | 55,779 |
| Electronic Toll Fines, includes [5] | 27,177 | 18,948 | 19,148 | 19,403 | 19,693 | 19,968 | 124,338 |
| Other income, includes [6] | 4,618 | 6,265 | 7,101 | 7,953 | 8,815 | 8,894 | 43,646 |
| Operating Revenue | 694,920 | 713,919 | 725,006 | 735,249 | 745,170 | 759,644 | 4,373,909 |
| FHWA Funds, includes [4] | 132,766 | 405,676 | 321,422 | 180,018 | 153,830 | 153,830 | 1,347,542 |
| State Funds Earmarked for CapEx | 159,963 | 82,073 | 67,334 | 59,067 | 53,020 | 53,761 | 475,219 |
| Federal Emergency Revenues | 175,553 | 256,565 | 145,201 | 55,135 | - | - | 632,454 |
| Transit Funds | 51,857 | 70,000 | 70,000 | 25,000 | 25,000 | 25,000 | 266,857 |
| Hurricane Loss Assessment - Insurance and FEMA Revenue | 27,002 | 54,004 | 27,002 | - | - | - | 108,007 |
| Capital Contribution | 547,140 | 868,318 | 630,958 | 319,221 | 231,850 | 232,591 | 2,830,079 |
| Total Revenues After Federal Fund Transfers | 1,242,060 | 1,582,237 | 1,355,965 | 1,054,470 | 977,020 | 992,235 | 7,203,988 |
| Right of Way | (3,300) | (3,300) | (3,300) | (3,300) | (3,300) | (3,300) | (19,800) |
| Design | (23,000) | (7,769) | (10,716) | (7,882) | (7,882) | (7,882) | (65,132) |
| Construction Local, includes [7] | (23,160) | (9,190) | (9,190) | (9,190) | (9,190) | (9,190) | (69,108) |
| Salaries and related benefits, includes [4], [8], [9], [10] and [12] | (46,177) | (44,896) | (36,006) | (30,817) | (28,329) | (25,796) | (212,023) |
| PayGo Retirement Impact, includes [9] | (13,536) | (13,327) | (11,995) | (11,995) | (11,995) | (11,995) | (74,842) |
| Litigation Reserve | (6,465) | (8,516) | (9,809) | (10,722) | (11,442) | (11,004) | (57,957) |
| Right of Way Payments | (16,626) | (13,736) | (7,068) | (1,900) | - | - | (39,330) |
| Other program expenses, includes [8] | (1,471) | (2,812) | (6,370) | (7,559) | (8,741) | (9,883) | (36,836) |
| FHWA Construction Spend Projects, includes [7] | (95,768) | (340,801) | (255,567) | (140,769) | (120,009) | (117,156) | (1,070,070) |
| Non-Federal Construction Projects, includes [7] | (111,750) | (30,796) | (27,606) | (129,169) | (152,734) | (152,734) | (604,790) |
| FHWA Construction Soft Costs, includes [7] | (36,260) | (51,315) | (49,614) | (22,967) | (18,821) | (21,674) | (200,651) |
| Non-Federal Construction Soft Costs, includes [7] | (14,153) | (6,800) | (6,481) | (22,556) | (24,989) | (24,686) | (99,665) |
| Federal Emergency Repair Program | (175,553) | (256,565) | (145,201) | (55,135) | - | - | (632,454) |
| Local Emergency Repair Program | (6,496) | (7,780) | (3,240) | (2,484) | - | - | (20,000) |
| Transit CIP | (31,000) | (50,000) | (50,000) | (5,000) | (5,000) | (5,000) | (146,000) |
| Hurricane Loss Assessment - Local Funding Needs | (1,552) | (3,104) | (1,552) | - | - | - | (6,209) |
| Hurricane Loss Assessment - Insurance / FEMA Covered | (27,002) | (54,004) | (27,002) | - | - | - | (108,007) |
| Total Construction | (633,269) | (904,711) | (660,717) | (461,444) | (402,432) | (400,300) | (3,462,873) |
| Salaries and related benefits, includes [8], [9], [10] and [12] | (39,543) | (38,540) | (26,966) | (20,421) | (17,539) | (14,513) | (157,522) |
| PayGo Retirement Impact, includes [9] | (4,423) | (4,355) | (3,919) | (3,919) | (3,919) | (3,919) | (24,454) |
| Toll highways administration and maintenance, includes [5] and [14] | (35,278) | (41,692) | (37,317) | (34,404) | (35,653) | (35,023) | (219,368) |
| Train operating and maintenance costs, includes [11] | (65,527) | (67,262) | (67,003) | (69,084) | (58,397) | (60,330) | (387,603) |
| Integrated transportation system, includes [11] and [13] | (14,603) | (11,538) | (11,834) | (12,513) | (13,225) | (13,570) | (77,281) |
| Other operating expenses, includes [1] and [8] | (30,778) | (41,305) | (30,359) | (28,216) | (26,775) | (25,501) | (182,935) |
| Total operating expenses | (190,151) | (204,691) | (177,399) | (168,557) | (155,507) | (152,857) | (1,049,162) |
| Total expenses | (823,421) | (1,109,403) | (838,115) | (630,001) | (557,939) | (553,157) | (4,512,035) |
| Total Fin. Gap Post-Measures before Rev Retention & Gov. Funding | 418,639 | 472,834 | 517,849 | 424,469 | 419,082 | 439,078 | 2,691,952 |
| Retained Revenues to Central Government | (534,603) | (546,505) | (548,303) | (550,059) | (552,211) | (554,141) | (3,285,822) |
| Total Fin. Gap Post-Measures post-Rev Retention & pre-Gov. Funding | (115,964) | (73,671) | (30,454) | (125,589) | (133,129) | (115,062) | (593,870) |
| Transfer from Government of PR | 138,100 | 97,300 | 73,900 | 222,400 | 238,000 | 224,900 | 994,600 |
| Total Fin. Gap Post-Measures after Rev Retention & Gov. Funding | 22,136 | 23,629 | 43,446 | 96,811 | 104,871 | 109,838 | 400,730 |

Revised HTA Fiscal Plan