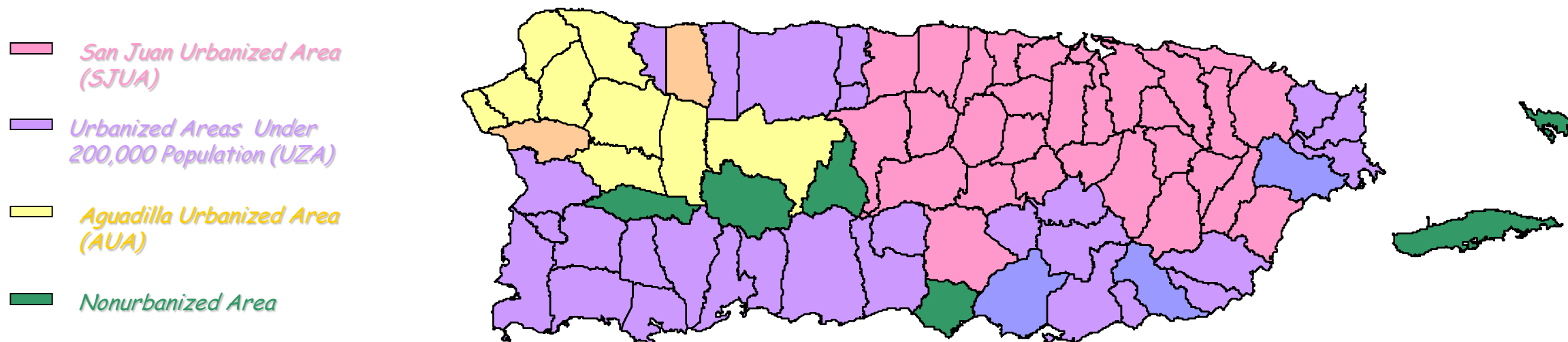




Government of Puerto Rico
Puerto Rico Department of Transportation and Public Works
Puerto Rico Highways and Transportation Authority



Statewide Transportation Improvement Program (STIP)
Fiscal Year 2019-2022

September 2022

Amendment #3
Administrative Modification # 1





Government of Puerto Rico
Puerto Rico Department of Transportation and Public Works
Puerto Rico Highways and Transportation Authority

Statewide Transportation Improvement Program (STIP)

Fiscal Years 2019-2022

Amendment #3

Administrative Modification # 1

The preparation of this document was financed in part through a grant from the U.S. Department of Transportation, Federal Transit Administration, and Federal Highway Administration under Chapter 53 of 49 U.S.C. and 23 U.S.C.



INTRODUCTION

The Puerto Rico Department of Transportation and Public Works (PRDTPW), as the umbrella agency for transportation, and the Puerto Rico Highways and Transportation Authority (PRHTA) prepare this Statewide Transportation Improvement Program (STIP), which includes the proposed distribution, by projects, of the federal funds assigned to Puerto Rico for the fiscal years of 2019 to 2022, through programs of the Federal Highway Administration (FHWA) and the Federal Transit Administration (FTA), to which it is presented for joint approval.

This STIP includes transit and highway projects for both urbanized and non-urbanized (rural) areas, thus covering all of Puerto Rico. Programmed projects result from a planning process that is in accordance with 23 USC 420 and 511, 49 USC and all other relevant federal or Commonwealth legislation. The portion of the STIP corresponding to the metropolitan and urbanized areas was developed in cooperation with the Metropolitan Planning Organization (MPO). The members of the MPO include representatives from municipal governments (Mayors) and State involved in transportation issues as well as operators of Mass Transportation Systems and State-Level Planning Agencies. The MPO's were provided with estimates of available Federal funds which can be utilized in developing the Transportation Improvement Programs (TIP). The TIP's were included without modification in the STIP, once approved by the MPO.

The PRDTPW provides for public involvement in development of this STIP. As part of the public participation process and complying with the federal regulations, the PRDTPW also considers petitions of projects from the municipalities, agencies and the general public.

The STIP includes:

- 1- A list of priorities transportation projects proposed to be carried out in the first 4 years.
- 2- Cover a period of not less than 4 years.
- 3- Contain only projects consistent with the statewide plan.

Is financially constrained by year and include financial information to demonstrate which projects are to be implemented.

This document includes the priority list of proposed projects that are to be undertaken by year, consistent with the transportation plan and are financially constrained. Projects included in the Annual Element can be implemented using the allocation of funds for Fiscal Year 2021 and carryover funds.

General transportation priorities are defined as follows:

- 1- Regional projects, projects which involve several municipalities
- 2- Public transportation projects of high impact and investment
- 3- Carryover projects
- 4- Continuity projects
- 5- Construction of transportation facilities
- 6- Improvements of existing transportation facilities
- 7- Construction of shelters/stop for transportation services
- 8- Acquisition of transit and paratransit vehicles to start, maintain or expand local and regional services
- 9- Preventive maintenance cost for transit vehicles
- 10- Operational assistant to paratransit services
- 11- Construction of facilities for maintenance garage for transit vehicles
- 12- Transit enhancement
- 13- Transit security and transit safety projects
- 14- Transportation projects for elderly and handicapped
- 15- Capital and operating expenses that support new public transportation services and alternatives beyond those required by the Americans with Disabilities Act of 1990 (ADA)
- 16- Capital, planning, and operating expenses that support the development and maintenance of transportation services designed to transport low-income individuals to and from jobs and activities related to their employment and to support reverse commute projects.
- 17- State of Good Repair Program
- 18- Bus and Bus Facilities Program

Through an established process as describe in the State Management Plan (SMP), the Public Involvement Plan (PIP) and the MPO Internal Regulations, see (<http://act.dtop.pr.gov/index.php/coordinacion-federal/>), the State solicits and identifies projects from Urbanized and Non-Urbanized, to be include in TIP/STIP Programs.

The STIP is presented in self-explanatory tables with projects organized by priority by mode of transportation and type of Highways projects. This document is divided in two mayor components, the mass transportation projects, carryout with FTA funds and the highways projects, carryout with FHWA funds. Both components are divided by Urbanized and Non–Urbanized projects. The mass transportation projects are identifying by the different FTA programs, being the carryover projects the first listed on each Program.

The Annual Element is presented as part of the Four Year Program.

Since the beginning of the requirement that MPO’s be constituted and because of the wide powers and resources that the PRDTPW has in our relatively small Island, this Agency was designated as the operational and technical staff of the MPO for all the urbanized areas in Puerto Rico.

To assure a forum for cooperative decision-making in the planning process, this MPO makes policy and programming decisions through three Policy Committees.

The first Policy Board Committee is for the San Juan Urbanized Area (SJUA), defined by the 2010 Census as falling in the funding category of areas with over one million inhabitants and comprising the following thirty-eight (38) municipalities:

Comprising Municipalities – San Juan Urbanized Area (SJUA)			
Aguas Buenas	Cidra	Loíza	San Juan
Aibonito	Coamo	Manatí	San Lorenzo
Barranquitas	Comerio	Maunabo	Toa Baja
Bayamón	Corozal	Morovis	Toa Alta
Caguas	Dorado	Naguabo	Trujillo Alto
Canóvanas	Guaynabo	Naranjito	Vega Alta
Carolina	Gurabo	Orocovis	Vega Baja
Cataño	Humacao	Patillas	Yabucoa
Cayey	Juncos	Río Grande	
Ciales	Las Piedras	Salinas	

The second Policy Board Committee is for Urbanized Area of Aguadilla (AUA), which falls in the funding category of areas with over 200,000 and less than one million inhabitants. It is defined as comprising the following eleven (11) municipalities:

Comprising Municipalities – Aguadilla Urbanized Area (AUA)			
Aguada	Camuy	Las Marías	Rincón
Aguadilla	Isabela	Moca	Utua
Añasco	Lares	San Sebastián	

The third Policy Board Committee is for Urbanized Areas Under 200,000 Population (UZA), which falls in the funding category of areas with under 200,000 and over than 50,000 in population. It is defined as comprising the following twenty-nine (29) municipalities:

Urbanized Area	Comprising Municipalities – UZA
Arecibo	Arecibo, Camuy, Hatillo, Quebradillas
Fajardo	Ceiba, Fajardo, Luquillo, Naguabo
Florida-Imbéry-Barceloneta	Arecibo, Barceloneta, Florida, Manatí
Guayama	Arroyo, Guayama, Patillas, Salinas
Juana Díaz	Juana Díaz, Villalba
Mayagüez	Añasco, Hormigueros, Mayagüez
Ponce	Ponce
San Germán – Cabo Rojo	Cabo Rojo, Lajas, Sabana Grande, San Germán
Yauco	Guánica, Guayanilla, Peñuelas, Yauco

The Policy Board Committee also includes representatives from the following agencies involved with the transportation issues:

- ☐ Voting Members:
 - i. The Secretary of the Puerto Rico Department of Transportation and Public Works (PRDTPW)
 - ii. The Executive Director of the Puerto Rico Highways and Transportation Authority (PRHTA)
 - iii. The Executive Director of the Puerto Rico Integrated Transit Authority (PRITA)

- iv. The Executive Director of the Maritime Transportation Authority (MTA)
- v. The President and General Manager of the Metropolitan Bus Authority (MBA)
- vi. The Executive Director of the Port Authority (PA)
- vii. The Chairman of the Planning Board (PB)
- viii. The President of the Public Services Commission (PSC)
- ix. The Executive Director of the Permissions Management Office (PMO)
- x. The President of the Environmental Quality Board (EQB)
- xi. The Secretary of the Department of Environmental and Natural Resources (DENR)
- xii. Puerto Rico Tourism Company (PRTC)
- xiii. Puerto Rico Emergency Management Agency (PREMA)

2. Non-voting Members:

- i. The Division Administrator, Region I of the Federal Highway Administration (FHWA)
- ii. The Regional Administrator, Region IV of the Federal Transit Administration (FTA)

As a result of the 2010 Census, the urbanized area boundaries in Puerto Rico were not significantly change, with some previously defined urban areas being subdivided while others were consolidated and expanded and new ones were designated. The results of these changes is that only 6 municipalities, out of the 78 that comprise the Commonwealth, do not have within their geographical boundaries any part of the eleven (11) urbanized or metropolitan areas currently designated for Puerto Rico, and therefore do not participate in the technical and policy committees of the MPO. These Six (6) non-urbanized municipalities are:

Comprising Municipalities	
Adjuntas	Maricao
Culebra	Santa Isabel
Jayuya	Vieques

Recognizing that these rural or non-urbanized municipalities have the right to participate in the ongoing process of developing a new Statewide Transportation Plan (STP), and in order to follow a logical planning process for Puerto Rico’s transportation system, the PRDTPW/PRHTA develop the STP and the Urbanized Areas’ Long Range Transportation Plans (LRTP’s) within a regionalization scheme that incorporates the six non-urbanized municipalities within regional transportation plans.

PROJECT EVALUATIONS

The following criteria were utilize to evaluated the petitions received to be consider in the programming for FY 2019-2022 TIPs/STIP:

- Compliance with FAST Act planning factors; and
- Consistency with Long Range Transportation Plan.

The PRHTA Central Planning and Coordination Work Group (CPCWG) with the San Juan, Aguadilla and UZA Technical Committee reviewed and submitted for consideration of the PRMPO the list of projects to be including in the TIPs/STIP.

Bipartisan Infrastructure Law

Congress establishes the funding for FTA programs through authorizing legislation that amends Chapter 53 of Title 49 of the U.S. Code. On November 5, Congress sent President Biden the Bipartisan Infrastructure Law for signature. The legislation reauthorizes surface transportation programs for FY 2022-2026 and provides advance appropriations for certain programs. The Bipartisan Infrastructure Law authorizes up to \$108 billion to support federal public transportation programs, including \$91 billion in guaranteed funding.

FEDERAL HIGHWAY ADMINISTRATION (FHWA)

The FAST Act largely maintains current program structures and funding shares between highways and transit. It is a down-payment for building a 21st century transportation system. The law also makes changes and reforms to many Federal transportation

programs, including streamlining the approval processes for new transportation projects, providing new safety tools, and establishing new programs to advance critical freight projects.

Below is a more detailed summary of some FAST Act provisions.

PROJECT DELIVERY: DOT has been a leader in reducing the bureaucratic red tape that can stall and delay critical transportation projects from moving forward. The FAST Act adopted a number of Administration proposals to further speed the permitting processes while still protecting environmental and historic treasures and also codifying the online system to track projects and interagency coordination processes.

FREIGHT: The FAST Act would establish both formula and discretionary grant programs to fund critical transportation projects that would benefit freight movements. These programs are similar to what the Administration proposed and will for the first time provide a dedicated source of Federal funding for freight projects, including multimodal projects. The Act emphasizes the importance of Federal coordination to focus local governments on the needs of freight transportation providers.

INNOVATIVE FINANCE BUREAU: The FAST Act establishes a new National Surface Transportation and Innovative Finance Bureau within the Department to serve as a one-stop shop for state and local governments to receive federal funding, financing or technical assistance. This builds on the work of the Department’s Build America Transportation Investment Center and provides additional tools to improve coordination across the Department to promote innovative finance mechanisms. The Bureau is also tasked with responsibility to drive efficiency in the permitting process, consistent with our request to establish a dedicated permitting office.

TIFIA: The TIFIA Loan program provides important financing options for large projects and public-private partnerships. The FAST Act includes organizational changes that will provide an opportunity for important structural improvements with the potential to accelerate the delivery of innovative finance projects. However, FAST’s cut to the TIFIA program could constrain growth in this area over the course of the bill.

SAFETY: The FAST Act includes authority sought by the Administration to prohibit rental car companies from knowingly renting vehicles that are subject to safety recalls. It also increased maximum fines against non-compliant auto manufactures from \$35 million to \$105 million. The law also will help bolster the Department’s safety oversight of transit agencies and also streamlines the Federal truck and bus safety grant programs, giving more flexibility to States to improve safety in these areas. However, we know the bill also took a number of steps backwards in terms of the Department’s ability to share data with the public and on the Department’s ability to exercise aggressive oversight over our regulated industries.

TRANSIT: The FAST Act includes a number of positive provisions, including reinstating the popular bus discretionary grant program and strengthening the Buy America requirements that promote domestic manufacturing through vehicle and track purchases.

LADDERS OF OPPORTUNITY: The Act includes a number of items that strengthen workforce training and improve regional planning. These include allocating slightly more formula funds to local decision makers and providing planners with additional design flexibilities. Notably, FAST makes Transit Oriented Development (TOD) expenses eligible for funding under highway and rail credit programs. TOD promotes dense commercial and residential development near transit hubs in an effort to shore up transit ridership and promote walkable, sustainable land use.

FAST Act re-establishes the Puerto Rico Highway Program (PRHP) in 23 U.S. C. 165(b). This is an allocated program under the Territorial and Puerto Rico Highways Program to carry out under provisions of Chapter 1 Title 23 of the U. S. Code. Puerto Rico is treated as a State except for provisions related to apportionment or as otherwise provided. The funds must be for activities under National Highway Performance Program (50%), Highway Safety Improvement Program (25%) and any activities under Chapter 1 of Title 23(25%).

FEDERAL TRANSIT ADMINISTRATION (FTA)

MAP-21 transit program provisions further several important goals, including safety, state of good repair, performance, and program efficiency. MAP-21 gives the Federal

Transit Administration (FTA) significant new authority to strengthen the safety of public transportation systems throughout the United States. The Act also puts new emphasis on restoring and replacing our aging public transportation infrastructure by establishing a new needs-based formula program and new asset management requirements. In addition, it establishes performance-based planning requirements that align Federal funding with key goals and tracks progress towards these goals.

Finally, MAP-21 improves the efficiency of administering grant programs by consolidating several programs and streamlining the major capital investment grant program known as “New Starts.” All these changes continue within the FAST Act.

NEW PROGRAMS

Safety

MAP-21 grants FTA the authority to establish and enforce a new comprehensive framework to oversee the safety of public transportation throughout the United States. FTA will develop safety performance criteria for all modes of public transportation (rail, bus, etc.). The new law requires all recipients of FTA funding to develop agency safety plans that include performance targets, strategies, and staff training. For rural recipients, the plan may be drafted by the State. For small urban systems, FTA must issue a rule designating which small urban systems may have their safety plans drafted by the State. These measures and targets must be incorporated into metropolitan and statewide transportation plans and transportation improvement programs. MAP-21 also grants FTA enforcement authority and permits FTA to issue directives, require more frequent oversight of transit systems, impose more frequent reporting requirements, and require that formula grant funds be spent to correct safety deficiencies before funds are spent on other projects.

TRANSIT ASSET MANAGEMENT

Transit Asset Management (FTA)

In 2016, the Federal Transit Administration (FTA), established a requirement for all public transportation providers that receive federal transit assistance to develop a TAM. According to 49 CFR Section 625.5, transit asset management is: “the strategic and systematic practice of procuring, operating, inspecting, maintaining, rehabilitating, and replacing transit capital assets to manage their performance, risks, and costs over their life cycles, for the purpose of providing safe, cost-effective, and reliable public transportation”.

The Final Rule for the TAM requires transit providers to collect and use asset condition data, set targets, and develop strategies to prioritize investments to meet their goals. Following the principles of Performance-Based Planning for management of transit assets,systems and networks must be part of the planning and management process for the PRHTA. Whenever a TIP/STIP update or amendment, updated targets will be included .The projects included in the amendedSTIP will be in accordance to achieving the targets.

The Performance Measures and Targets for the TAM are divided into four categories of transit assets: rolling stock, facilities, infrastructure and equipment. As part of the Final Rule for the TAM, PRHTA established performance targets for these performance measures:

PRHTA Group Plan					
Type of vehicle	Fleet Size	Default ULB	FY18 Base	FY19 Base	FY20 Targets
Trolleybus (TB)	35	13	44%	44%	34%
Cutaway Bus (CU)	104	10	6%	6%	15%
Van (VN)	90	8	39%	27%	40%
Bus (BU)	309	14	10%	10%	17%
Minibus (MB)	73	10	27%	14%	10%
School Bus (SB)	1	14	0%	0%	0%
Automobile (AU)	25	8	0%	0%	0%
Minivan (MV)	0	8	0%	0%	0%
Articulated bus	8	14	0%	0%	0%
Asset-Equipment					
Automobiles (AO)	58	8	53%	53%	24%
Truck and other rubber vehicles	26	14	45%	45%	62%
Maritime Transport Authority					
Vessels	7	42	0%	0%	0%
ATI-TU					
Asset-Rolling Stock	Fleet Size	FTA Default ULB	FY18 Base	FY19 Base	FY20 Targets
Heavy Rail Passenger Car (HR)	74	31	0%	0%	0%
Asset-Equipment					
Automobile (AO)	32	8	28%	34%	0
Trucks and other rubber vehicles	14	14	64%	56%	30%
Asset-Facilities	Facilities	TERM Scale	FY18	FY19	FY20 Targets
Passenger/Parking	16	3	0%	0%	0%
Administrative/Maintenance	2	3	0%	0%	0%
Asset-Infrastructure	Track Segments	Performance Restriction	FY18 Base	FY19 Targets	
Rail Fixed Guideway	53	0.01 of a miles	1.65	5	5%

Statewide Transportation Improvement Program (STIP) Fiscal Years 2019-2022

TRANSPORTATION ASSET MANAGEMENT (FHWA)

The Federal Highway Administration (FHWA) issued a final rule requiring the development and implementation of a risk-based asset management plan for the National Highway System (NHS) to improve or preserve the condition of the assets and the performance of the system. The rule became effective in October 2, 2017. Asset management refers to a strategic and systematic process of operating, maintaining, and improving physical assets, with a focus on both engineering and economic analysis based upon quality information, to identify a structured sequence of maintenance, preservation, repair, rehabilitation, and replacement actions that will achieve and sustain a desired state of good repair over the life cycle of the assets at optimum cost (23 CFR Part 515 § 515.5).

Puerto Rico Transportation Asset Management (PRTAM) program was established in 2017 with the procurement of the PRTAM plan (PRTAMP). The PRTAMP focus on the NHS pavements, although Non-NHS pavements within the Highway Performance Monitoring System (HPMS) are also considered (see Table 1), and on the National Bridge Inventory (NBI) bridges (see Table 2). The PRTAMP aims to implement a strategic approach to planning, programming, engineering, financing, managing, maintaining, and operating physical assets with the objective of providing the required level of service in the most cost-effective manner.

The Initial PRTAMP was delivered and certified in 2018. The Final TAMP is due June 30, 2019. The PRTAMP is developed in accordance with federal laws and regulations, such as Moving Ahead for Progress in the 21st Century Act (MAP-21) and Fixing America's Surface Transportation ACT (FAST). The components of the PR-TAMP are:

- Objectives, Measures and Targets for Asset Condition
- Asset Inventory and Conditions
- Performance Gap Identification and Analysis
- Life Cycle Planning Considerations
- Risk Management Analysis
- Financial Plan

Table 1: Pavement Inventory Summary

System	Manager	Length (Mi)	Lane Miles
INTERSTATE	PRHTA	233	1,034
	Metropistas	52	254
	Subtotal	285	1,288
NHS NON-INTERSTATE	PRHTA	496	1,737
	Metropistas	2	4
	Subtotal	498	1,741
NON-NHS	PRHTA	4,031	8,224
	Metropistas	0	0
	Subtotal	4,031	8,224
TOTAL	PRHTA	4,760	10,995
	Metropistas	53	258
	Total	4,813	11,253

Table 2: Bridge Inventory Summary

System	Manager	Amount	Deck Area (Sq. Mts.)
NHS	PRHTA	529	816,931
	Metropistas	89	301,276
	Autopistas de PR	0	0
	Subtotal	618	1,118,207
NON-NHS	PRHTA	1,698	1,002,120
	Metropistas	8	5,916
	Autopistas de PR	1	54,114
	Subtotal	1,707	1,062,150
TOTAL	PRHTA	2,227	1,819,051
	Metropistas	97	307,191
	Autopistas de PR	1	54,114
	Total	2,325	2,180,356

Statewide Transportation Improvement Program (STIP) Fiscal Years 2019-2022

Emergency Relief:

This new program (Section 5324) assists States and public transportation systems with emergency-related expenses. Emergencies are defined as natural disasters affecting a wide area or a catastrophic failure from an external cause for which the governor of a State has declared an emergency (and the Secretary of Transportation has concurred) or the President has declared a major disaster. The program funds capital projects to protect, repair, reconstruct, or replace equipment and facilities.

It also funds transit agency operating costs related to evacuation, rescue operations, temporary public transportation service, or changing public transportation route service before, during, or after an emergency in an area directly affected. The grants only cover expenses not reimbursed by the Federal Emergency Management Agency (FEMA). The program will provide immediate funding, similar to the FHWA emergency program. Funding will be appropriated by Congress as needed.

Transit-Oriented Development Planning Pilot

MAP-21 creates a new discretionary pilot program for transit-oriented development (TOD) planning grants. Eligible activities include comprehensive planning in corridors with new rail, bus rapid transit, or core capacity projects. The comprehensive plans should seek to enhance economic development, ridership, and other goals; facilitate multimodal connectivity and accessibility; increase access to transit hubs for pedestrian and bicycle traffic; enable mixed-use development; identify infrastructure needs associated with the project; and include private sector participation.

The following sections describe some of the various funding sources for FTA programs, which are including in this document:

- §5307 Urbanized Area Formula Grants
- §5310 Enhanced Mobility of Seniors and Individuals with Disabilities
- §5311 No-Urbanized Area Formula Grants
- §5337 State of Good Repair Grants
- §5339 Bus and Bus Facilities Grants

URBANIZED AREA FORMULA GRANTS (SECTION 5307)

The PRHTA is the designated recipient of funds apportioned to the Puerto Rico UZA. The funds are apportioned based on legislative formulas, with different formulas applying to UZAs with populations less than 200,000. The Puerto Rico UZA apportionment formula is based on population and population density statistics from the most recent decennial census.

This program provides grants to urbanized areas to support public transportation. Funding is distributed by formula based on the level of transit service provision, population, and other factors. The section 5307 provides federal funds for capital, planning, job access and reverse commute projects, and, in this case, operating assistance for public transportation in urbanized area with a population of less than 200,000. The program remains largely unchanged with a few exceptions:

Job access and reverse commute activities now eligible

Activities eligible under the former Job Access and Reverse Commute (JARC) program, which focused on providing services to low-income individuals to access jobs, are now eligible under the Urbanized Area Formula program. These include operating assistance with a 50 percent local match for job access and reverse commute activities. In addition, the urbanized area formula for distributing funds now includes the number of low-income individuals as a factor. There is no floor or ceiling on the amount of funds that can be spent on job access and reverse commute activities.

Expanded eligibility for operating expenses for systems with 100 or fewer buses

MAP-21 expands eligibility for using Urbanized Area Formula funds for operating expenses. Previously, only urbanized areas with populations below 200,000 were eligible to use Federal transit funds for FTA of funding for operating expenses. Under MAP-21, a special rule allows recipients in urbanized areas with populations of 200,000 or above and that operate 100 or fewer buses in fixed route service during peak hours, to receive a grant for operating assistance subject to a maximum amount per system as explained below:

- a. Public transportation systems that operate a minimum of 76 buses and a maximum of 100 buses in fixed route service during peak service hours may receive operating assistance in an amount not to exceed 50 percent of the share of the apportionment that is attributable to such systems within the urbanized area, as measured by vehicle revenue hours.
- b. Public transportation systems that operate 75 or fewer buses in fixed route service during peak service hours may receive operating assistance in an amount not to exceed 75 percent of the share of the apportionment that is attributable to such systems within the urbanized area, as measured by vehicle revenue hours.

Eligibility for Safety Certification Training

The section 5307 funds are permitted to use not more than 0.5 percent of their formula funds under the Urbanized Area Formula Program to pay not more than 80% of the cost of participation for an employee who is directly responsible for safety oversight to participate in public transportation safety certification training. Safety certification training program requirements will be established in accordance with section 5329.

ENHANCED MOBILITY OF SENIORS AND INDIVIDUALS WITH DISABILITIES PROGRAM (SECTION 5310)

This program provides formula funding to increase the mobility of seniors and persons with disabilities. Funds are apportioned based on the commonwealth share of the targeted populations and are now apportioned to the commonwealth for all areas fewer than 200,000 and large urbanized areas (over 200,000). The former New Freedom

program (5317) is folded into this program. The New Freedom program provided grants for services for individuals with disabilities that went above and beyond the requirements of the Americans with Disabilities Act (ADA). Activities eligible under New Freedom are now eligible under the Enhanced Mobility of Seniors and Individuals with Disabilities program.

Projects selected for funding must be included in a locally developed, coordinated public transit human services transportation plan; and the competitive selection process, which was required under the former New Freedom program, is now optional. At least 55 percent of program funds must be spent on the types of capital projects eligible under the former section 5310 -- public transportation projects planned, designed, and carried out to meet the special needs of seniors and individuals with disabilities when public transportation is insufficient, inappropriate, or unavailable. The remaining 45 percent may be used for: public transportation projects that exceed the requirements of the ADA; public transportation projects that improve access to fixed-route service and decrease reliance by individuals with disabilities on complementary paratransit; or, alternatives to public transportation that assist seniors and individuals with disabilities. Using these funds for operating expenses requires a 50 percent local match while using these funds for capital expenses (including acquisition of public transportation services) requires a 20 percent local match.

**STATE OF GOOD REPAIR GRANTS
(SECTION 5337)**

MAP-21 establishes a new grant program to maintain public transportation systems in a state of good repair. This program replaces the fixed Guideway modernization program (Section 5309).

Funding is limited to Fixed Guideway systems (including rail, bus rapid transit, and passenger ferries) and high intensity bus (high intensity bus refers to buses operating in high occupancy vehicle (HOV) lanes.) Projects are limited to replacement and rehabilitation, or capital projects required to maintain public transportation systems in a state of good repair. Projects must be included in a transit asset management plan to receive funding. The new formula comprises: (1) the former Fixed Guideway modernization formula; (2) a new service-based formula; and (3) a new formula for buses on HOV lanes.

BUS AND BUS FACILITIES FORMULA GRANTS (SECTION 5339)

A new formula grant program is established under Section 5339, replacing the previous Section 5309 discretionary Bus and Bus Facilities program. This program is a source of funding for the urbanized area, but replaces the previous discretionary program under which the transit system was able to obtain several large grants. The program provides funding to replace, rehabilitate, and purchase buses and related equipment as well as construct bus-related facilities.

LONG RANGE TRANSPORTATION PLAN CONSISTENCY

A primary consideration in the selection of projects is the consistency with the LRTP. The LRTP is a regional plan for surface transportation projects that are regional significance and address the projected surface transportation needs of Puerto Rico residents and visitors.

Using the LRTP as the starting point, major projects that were expected to be ready for implementation within the four-year TIP programming period, were considered by the UZA PRMPO members. The PRMPO members requested project listings also included surface transportation projects and highways projects that are proposed to be funded with federal funds.

REVISION TO THE TIP

The following administrative provisions have been established in order to ensure timely implementation and oversight of the TIPs/STIP for FTA and FHWA project. A revision refers to a change to the TIPs/STIP that occurs as needed. A minor revision is an “administrative modification,” while a major revision is an “amendment,” as described below:

ADMINISTRATIVE MODIFICATION

Administrative modifications are minor revisions to the TIPs/STIP. These types of revisions do not require solicitation of public comment or re-demonstration of financial constraint. However, the TIPs/STIP must remain financially constrained, and administrative modifications must not result in the addition or deletion of another

project, including the deferral of a project to a year that is outside of the four year TIPs/STIP. There are two types of administrative modifications, **pre-approved** and **expedited**:

Pre-Approved Administrative Modifications

To prevent TIPs/STIP procedures from becoming overly burdensome, Federal regulations allow procedures for administrative modifications to be commensurate with its perceived impact. Recognizing the need to streamline the process for these minor changes, pre-approved administrative modifications, are true as long as the following conditions apply:

- The administrative modifications do not affect financial constraint of the TIPs/STIP; and
- The administrative modification does not change the scope of the project or the environmental determination.

The following revisions could be considered as administrative modifications:

- a) The source of federal funds designated for a project may be revised to reflect a different funding program administered by the same U.S. DOT operating agency.
- b) Federal funding for a project may be changed to local funding.
- c) The amount programmed for a project phase may be revised to reflect changes in cost estimates. Additional funding may reflect up to 30% of the project estimated cost, without exceeding the annual allocation of federal funds.
- d) Additional federal funding, such as congressional earmarks or discretionary funds may be added to a project currently included in the TIPs/STIP.
- e) In order to expedite project selection for implementation and ensure timely TIPs/STIP implementation, projects may be advanced from their programmed year if they are “ready-to-go.”
- f) Projects may be deferred to a later year if they are not “ready-to-go” as originally programmed.
- g) A project phase may be deleted or deferred to a year that is outside of the four -year TIPs/STIP as long as another phase of the project remains in the TIPs/STIP and the project’s scope is not affected.

- h) Changes may be made to projects that are included in the TIPs/STIP for illustrative purposes.
- i) A project’s description may be revised or clarified as long as the project’s scope is not affected.

Earmarks and discretionary funds are pre-approved administrative modifications.

Expedited Administrative Modifications

Requests for expedited approval of administrative modifications are submitted directly to the PRMPO Policy Committee without solicitation of public comment. The administrative modification must not affect the financial constraint of the TIPs/STIP.

Expedited administrative modifications include the following:

- a) Changing from replacement buses to expansion buses (and versa).
- b) Changing the scope of a project to accommodate environmental impact mitigation measures.
- c) Changing the size of revenue rolling stock (e.g. vans, 30’ buses) if the changes results in a change in the total carrying capacity by **25 percent or less**.
- d) Changing the quantity for the acquisition for revenue rolling stock that **exceeds 25 percent or less** of the original quantity.

AMENDMENT

In the Metropolitan Transportation Planning Final Rule an Amendment “*means a revision to a long-range statewide or metropolitan transportation plan, TIPs, or STIP that involves a major change to a project included in a metropolitan transportation plan, TIPs, or STIP, including the addition or deletion of a project or a major change in project cost, project/project phase initiation dates, or a major change in design concept or design scope (e.g., changing project termini or the number of through traffic lanes). The changes to projects those are included only for illustrative purposes do not require an amendment. An amendment is a revision that requires public review and comment, re-demonstration of fiscal constraint, or a conformity determination (for metropolitan transportation plans and TIPs involving “non-exempt” projects in nonattainment and*

maintenance areas). In the context of a long-range statewide transportation plan, an amendment is a revision approved by the State in accordance with its public involvement process.”

If the amendment is required, it shall be processed through the PRMPO administrative processes with communication of the changes to the PRMPO policy board, PRDTPW and FHWA/FTA. An amendment requires public review and comment, re-demonstration of fiscal constraint, and a conformity determination in air quality non-attainment and maintenance areas, as needed.

Within the context of current planning rules amendment guidelines, can be further categorized as minor or major.

Major amendment includes the following actions:

- a) Adding a project to the TIPs/STIP.
- b) Deleting a project from the TIPs/STIP, including deferring a project to a year that is outside of the four-year TIPs/STIP.
- c) Significantly modifying the design concept or design scope of a programmed project (e.g., changing the project scope). For projects programmed with FTA funds, a change in a project’s scope is considered “major” if the change materially alters the objective or description of the project, or the size, type, or quantity of items. Examples include:
 - 1- Changing the size of revenue rolling stock (e.g. vans, 30’ buses) if the change results in a change in the total carrying capacity by **more than 25 percent**.
 - 2- Changing the quantity for revenue rolling stock that are **more than 25 percent (plus)** of the original quantity.
 - 3- Revising the amount programmed for a project phase if it increases the estimated total project cost by **more than 30 percent**.

A major amendment to the TIP/STIP requires formal public notice and appropriate comment opportunity as provided in the PRMPO public involvement plan. Following appropriate consideration of public comments, a major amendment requires approval by the PRMPO policy board and must be submitted by PRDTPW to the PHWA and FTA.

THE PRHTA FIVE YEARS PRIORITY CAPITAL IMPROVEMENT PROGRAM (CIP)

The PRHTA CIP is the basis for preparation of the STIP and TIP’s for FHWA federal-aid-projects. Highways and Transportation projects using FHWA funds are also included in the Five-Year CIP, updated no less than once a year. This Program is based on the Agency budget that is financed by revenues from gasoline and diesel taxes, vehicles registration fees, toll road collection, the federal funds apportionment’s (FHWA/FTA), and interim financing and bonds issues.

As a medium range plan the CIP is consistent with the twenty-year master plan prepared by the Puerto Rico Planning Board for the San Juan Metropolitan Region (SJMR). It also considers the metropolitan area transportation studies, the Statewide Transportation Study results and recommendations. Highway projects priorities are based on the following factors:

- Support of public policy regarding land use and development, as established in long and medium range plans
- Improving condition and level of service of existing facilities
- Presence in the master plan
- Projects requested by citizens, legislators, agencies and elected local officials
- Provision of new and improved access to Industrial Parks, Ports, Airports and other points of agricultural, tourism, or commercial importance activities
- Traffic analysis and projections
- Cost benefits analysis of competing projects
- Availability of funds
- Coordination with federal agencies

During the year, the CIP is subjected to continued analysis and changes resulting from project delays in design, increases or decreases in project cost estimates, and other related information. The CIP is updated at least once a year, to reflect changes in bidding dates, project cost, scope of works, and project termini, among other elements.

In compliance with Law Number 74 of the year 1965, the HTA prepares a Capital Improvement Program (CIP), in which all highway and transportation projects, both federal (FHWA) funded and non-federal funded projects, are program for a five year period. The highway and transportation projects that appeared in the CIP are consistent with the TIP and STIP, which in turn are based on the projects recommended on the Regional (UZAS) and the Metropolitan Long Range Transportation Plans.

The CIP is included in the Four Year Investment Program (PICA which stands for Programa de Inversiones de Cuatro Años) prepared by the Puerto Rico Planning Board.

The Program Office of the HTA evaluates the highway project petitions based on the following criteria:

- Support of the public policy regarding land use and development, as establish in the Islandwide Long Range Transportation Plans
- Improving condition and level of service of existing facilities
- Presence in the Islandwide, Metropolitan or Regional Long Range Transportation Plans
- Provision of new and improved access to industrial parks, ports, airports, and other activities such as: agricultural, tourism, or commercial centers
- Traffic analysis projections
- Availability of funds
- Cost benefits analysis of competing projects
- Coordination with federal agencies


Transportation Improvement Program (TIP) Fiscal Years 2019-2022 Amendment 3

Puerto Rico MPO Planning Process Self Certification

The Puerto Rico Highway and Transportation Authority and the Puerto Rico Metropolitan Planning Organization Policy Board Committees for San Juan TAM, Aguadilla TAM and Urbanized Area Under 200,000 Population hereby certify that the transportation planning process is being carried out in accordance with all applicable requirements of:

- (1) 23 U.S.C. 134 and 135, 49 U.S.C. 5303 and 5304, and this part;
- (2) In States containing nonattainment and maintenance areas, sections 174 and 176(c) and (d) of the Clean Air Act, as amended (42 U.S.C. 7504, 7506(c) and (d)) and 40 CFR part 1193;
- (3) Title VI of the Civil Rights Act of 1964, as amended (42 U.S.C. 2000d-l) and 49 CFR part 21;
- (4) 49 U.S.C. 5332, prohibiting discrimination on the basis of race, color, creed, national origin, sex, or age in employment or business opportunity;
- (5) Section 1101 (b) of the FAST Act (Pub. L. 114-357) and 49 CFR part 26 regarding the involvement of disadvantaged business enterprises in DOT funded projects;
- (6) 23 CFR part 230, regarding implementation of an equal employment opportunity program on Federal and Federal-aid highway construction contracts;
- (7) The provisions of the Americans with Disabilities Act of 1990 (42 U.S.C. 12101 et seq.) and 49 CFR parts 27, 37, and 38;
- (8) The Older Americans Act, as amended (42 U.S.C. 6101), prohibiting discrimination on the basis of age in programs or activities receiving Federal financial assistance;
- (9) 23 U.S.C. 324, regarding the prohibition of discrimination based on gender; and
- (10) Section 504 of the Rehabilitation Act of 1973 (29 U.S.C. 794) and 49 CFR part 27 regarding discrimination against individuals with disabilities.

This process includes activities that support the development of the Transportation Improvement Program (TIP) and the Unified Work Planning Program (UPWP). The PRMPO Policy Board Committees approved the TIPs per areas in the meeting held on April 6 and 29, 2022.


Eng. Eileen M. Vélez Vega
DTPW Secretary and PRMPO President

8/11/22
Date

Federal Transit Administration (FTA)

Summary of Total Federal Estimated Projects Costs

	Fiscal Years				
FTA Section	2019	2020	2021	2022	TOTAL
Section 5307				\$ 193,488,787.92	\$ 193,488,787.92
Section 5310				\$ 6,040,387.99	\$ 6,040,387.99
Section 5311				\$ 5,834,870.00	\$ 5,834,870.00
Section 5311 RTAP				\$ 99,053.00	\$ 99,053.00
Section 5329				\$ 1,012,646.00	\$ 1,012,646.00
Section 5337				\$ 15,580,802.00	\$ 15,580,802.00
Section 5339				\$ 12,106,533.00	\$ 12,106,533.00
<i>Total</i>				\$ 234,163,079.91	\$ 234,163,079.91

Project Financial Plan for FTA Programs

A. San Juan Urbanized Area

I. The Federal cost for projects, for FTA programs, are as follows:

	Fiscal Years				
FTA Section	2019	2020	2021	2022	TOTAL
Section 5307				\$ 108,990,004	\$ 108,990,004
Section 5310				\$ 2,154,672	\$ 2,154,672
Section 5329				\$ 1,012,646	\$ 1,012,646
Section 5337				\$ 10,500,000	\$ 10,500,000
Section 5339				\$ 7,174,144	\$ 7,174,144
Total				\$ 129,831,466	\$ 129,831,466

II. FTA federal assistance is distributed as follow:(carryover projects are included):

SAN JUAN URBANIZED AREA APPORTIONMENT

SECTION 5307 AND 5340 URBANIZED AREA	
FY 2018 Apportionment	\$4,375,041.00
FY 2019 Apportionment	\$26,198,112.00
FY 2020 Apportionment	\$26,901,585.00
FY 2021 Apportionment	\$27,608,663.00
FY 2022 Apportionment	\$36,645,760.00
Total Funds Available	\$121,729,161.00

SECTION 5310 ENHANCED MOBILITY OF SENIORS AND INDIVIDUALS WITH DISABILITIES PROGRAM	
FY 2020 Apportionment	\$2,072,860.00
FY 2021 Apportionment	\$2,538,009.00
FY 2022 Apportionment	\$3,563,501.00
Total Funds Available	\$8,174,370.00

SECTION 5329 STATE SAFETY OVERSIGHT PROGRAM	
FY 2020 Apportionment	\$306,092.00
FY 2021 Apportionment	\$353,277.00
FY 2022 Apportionment	\$598,637.00
Total Funds Available	\$1,258,006.00

SECTION 5337 HIGH INTENSITY FIXED GUIDEWAY STATE OF GOOD REPAIR	
FY 2021 Apportionment	\$7,130,366.00
FY 2022 Apportionment	\$10,950,367.00
Total Funds Available	\$18,080,733.00

SECTION 5339 BUS AND BUS FACILITIES FORMULA	
FY 2019 Apportionment	\$1,104,481.00
FY 2020 Apportionment	\$2,290,827.00
FY 2021 Apportionment	\$2,790,527.00
FY 2022 Apportionment	\$2,679,167.00
Total Funds Available	\$8,865,002.00

Project Financial Plan for FTA Programs

A. Aguadilla Urbanized Area

I. The Federal cost for projects, for FTA programs, are as follows:

	Fiscal Years				
FTA Section	2019	2020	2021	2022	TOTAL
Section 5307				\$ 6,065,512.00	\$ 6,065,512.00
Section 5310				\$ 643,247.00	\$ 643,247.00
Section 5339				\$ 219,003.00	\$ 219,003.00
<i>Total</i>				\$ 6,927,762.00	\$ 6,927,762.00

II. FTA federal assistance is distributed as follow (carryover projects are included):

AGUADILLA URBANIZED AREA APPORTIONMENT

SECTION 5307 AND 5340 URBANIZED AREA	
FY 2017 Apportionment	\$2,390,865.00
FY 2018 Apportionment	\$2,554,504.00
FY 2019 Apportionment	\$2,580,970.00
FY 2020 Apportionment	\$2,641,752.00
FY 2021 Apportionment	\$2,633,761.00
FY 2022 Apportionment	\$3,394,008.00
<i>Total Funds Available</i>	<i>\$16,195,860.00</i>

SECTION 5310 ENHANCED MOBILITY OF SENIORS AND INDIVIDUALS WITH DISABILITIES PROGRAM	
FY 2021 Apportionment	\$327,950.00
FY 2022 Apportionment	\$531,981.00
<i>Total Funds Available</i>	<i>\$859,931.00</i>

SECTION 5339 BUS AND BUS FACILITIES FORMULA	
FY 2019 Apportionment	\$82,983.00
FY 2020 Apportionment	\$300,669.00
FY 2021 Apportionment	\$276,217.00
FY 2022 Apportionment	\$265,111.00
<i>Total Funds Available</i>	<i>\$1,216,752.00</i>

Project Financial Plan for FTA Programs

A. Urbanized Areas Under 200,000 in Population (UZA)

I. The Federal cost for projects, for FTA programs, are as follows:

	Fiscal Years				
FTA Section	2019	2020	2021	2022	TOTAL
Section 5307				\$ 78,433,272.00	\$ 78,433,272.00
Section 5310				\$ 2,457,658.00	\$ 2,457,658.00
Section 5337				\$ 5,080,802.00	\$ 5,080,802.00
Section 5339				\$ 4,713,386.00	\$ 4,713,386.00
<i>Total</i>				\$ 90,685,118.00	\$ 90,685,118.00

II. FTA federal assistance is distributed as follow (carryover projects are included) :

URBANIZED AREAS UNDER 200,000 POPULATION APPORTIONMENT

SECTION 5307 AND 5340 URBANIZED AREA	
FY 2017 Apportionment	\$12,693,008.00
FY 2018 Apportionment	\$16,428,612.00
FY 2019 Apportionment	\$16,631,377.00
FY 2020 Apportionment	\$17,033,736.00
FY 2021 Apportionment	\$16,497,645.00
FY 2022 Apportionment	\$22,015,200.00
<i>Total Funds Available</i>	<i>\$101,299,578.00</i>

SECTION 5310 ENHANCED MOBILITY OF SENIORS AND INDIVIDUALS WITH DISABILITIES PROGRAM	
FY 2020 Apportionment	\$610,407.00
FY 2021 Apportionment	\$2,017,688.00
FY 2022 Apportionment	\$2,842,455.00
<i>Total Funds Available</i>	<i>\$5,470,550.00</i>

SECTION 5337 HIGH INTENSITY FIXED GUIDEWAY STATE OF GOOD REPAIR	
FY 2019 Apportionment	\$1,504,418.00
FY 2020 Apportionment	\$3,576,384.00
FY 2021 Apportionment	\$0.00
<i>Total Funds Available</i>	<i>\$5,080,802.00</i>

SECTION 5339 BUS AND BUS FACILITIES FORMULA GRANTS	
FY 2019 Apportionment	\$694,591.00
FY 2020 Apportionment	\$1,788,512.00
FY 2021 Apportionment	\$1,648,444.00
FY 2022 Apportionment	\$1,586,423.00
<i>Total Funds Available</i>	<i>\$5,717,970.00</i>

Project Financial Plan for FTA Programs

A. Non-urbanized Area

I. The Federal cost for projects, for FTA programs, are as follows:

	Fiscal Years				
FTA Section	2019	2020	2021	2022	TOTAL
Section 5311				\$ 5,834,870.00	\$ 5,834,870.00
Section 5311 RTAP				\$ 99,053.00	\$ 99,053.00
Section 5310				\$ 570,000.00	\$ 570,000.00
Total				\$ 6,503,923.00	\$ 6,503,923.00

II. FTA federal assistance is distributed as follow (carryover projects are included) :

NON-URBANIZED AREA

SECTION 5311 URBANIZED AREA	
FY 2020 Apportionment	\$2,364,175.00
FY 2021 Apportionment	\$2,273,563.00
FY 2022 Apportionment	\$2,755,125.00
Total Funds Available	\$7,392,863.00

SECTION 5311-RTAP URBANIZED AREA	
FY 2020 Apportionment	\$99,053.00
FY 2021 Apportionment	\$99,053.00
FY 2022 Apportionment	\$120,140.00
Total Funds Available	\$318,246.00

SECTION 5310 DS URBANIZED AREA	
FY 2020 Apportionment	\$233,391.00
FY 2021 Apportionment	\$230,152.00
FY 2022 Apportionment	\$330,403.00
Total Funds Available	\$793,946.00



Government of Puerto Rico

Puerto Rico Department of Transportation and Public Works

Puerto Rico Highways and Transportation Authority

Statewide Transportation Improvement Program (STIP)

FEDERAL TRANSIT ADMINISTRATION (FTA)

San Juan Urbanized Area (SJUA)

(UA > 1,000,000 in Population)

Obligated Projects Fiscal Year 2019

The Department of Transportation and Public Works (DTPW) and the Puerto Rico Highway and Transportation Authority (PRHTA) hereby notify to the public, public and private transportation services providers and federal, State and municipal government, the list of projects from de San Juan, Aguadilla Areas and the Urbanized Area under 200,000 in Population list of projects, obligated with funds of the Federal Transit Administration (FTA) for Fiscal Year 2019.

FTA Section	Urbanized Area or Rural Area	Grantee	Description	Total
5307	Aguadilla	PRHTA	FY-2017 Apportioned for the Aguadilla Urbanized Area-AUA- Operating Special Rule, Preventive Maintenance and Operating Assistance for the municipalities of Aguada, Aguadilla, Lares and San Sebastian	\$821,179.00
5307	Aguadilla	Añasco	Acess Improvements: PM: Paratransit Services	\$561,254.00
5307	San Juan	Guaynabo	Vehicle Purchase, Operation and Maintenance of Transit System	\$1,842,720.00
5307	San Juan	Vega Baja	ADA Paratransit, Vega Baja	\$155,500.00
5307	San Juan	PRHTA	Public Transportation Agency Safety Plan	\$1,000,000.00
5307	UZA	Villalba	Acquisition of Vehicles Municipality Of Villalaba	\$735,000.00
5307	UZA	PRHTA	FY-2014 & Section 5339 FY-2016 from Puerto Rico Urbanized Area Under 200,000 in Population (UZA)- Capital Projects of Municipalities of Ceiba, Florida, Guayanilla, Lajas, Luquillo, Naguabo and Peñuelas	\$3,257,241.00
5307	UZA	Villalba	PM & Operating Iim Municipality of Villalba	\$418,000.00
5307	UZA	Villalba	PM & Operating III, Municipality of Villalba	\$1,242,341.00
5307	UZA	Villalba	Funds Villalba Terminal, Phase II	\$1,201,058.00
5307	UZA	Hatillo	Funds for PM & Ops. Hatillo	\$402,229.00
5307	UZA	Barceloneta	FY0-2016 & FY-2017 Funds, Operations, Preventive Maintenance, Training, Barceloneta	\$3,695,314.00
5310	Aguadilla	PRHTA	FY-2017/FY 2018- Aguadilla Urbanized Area (AUA) -Apportioned for the Acquisition of Special Vehicles for Elderly and Person with Disabilities, Preventive Maintenance and Operating Assitance	\$510,709.00
5310	San Juan	PRHTA	Acquisition of Special Vehicles for Elderly and Persons with Disabilities, preventive Maintenance and Operating Expenses	\$2,534,294.00
5310	UZA	PRHTA	FY-2017 and FY-2018 PR Urbanized Area Under 200,000 in Population (UZA) - Acquisition Special vehicles for Elderly Persons & Individuals with Disabilities, capital Projects, Preventive Maintenance & Operating Assistance	\$2,959,247.00
5311	Rural	PRHTA	FY 2017/FY 2018 Apportionment for Rural Areas, Capital Projects, State Administration and RTAP	\$987,667.00
5311	Rural	PRHTA	Drydock of Isla Bonita Vessel- Autoridad de Transporte Maritimo (ATM Ferry Service)- Ferry Boat Program (FHWA)	\$2,328,704.00

FTA Section	Urbanized Area or Rural Area	Grantee	Description	Total
5324	San Juan	PRHTA	FY-2018- Emergency Relief Funds-Hurricane Irma & Maria- Emergency Operations, Emergency Protective and Emergency Repair activities for Tren Urbano (Heavy Rail)	\$4,446,032.00
5324	San Juan	PRHTA	FY-2019- Emergency Relief Funds Hurricane Maria- engineering and Design Services for the Permanent Repairs of Tren Urbano (Heavy Rail) (270 days after declared emergency)	\$16,237,531.00
5324	San Juan	MBA	Emergency Relief Funds -Power Generator Metropolitan Bus Authority	\$1,000,000.00
5324	San Juan	MBA	FY-2019 Hurricane Maria- Permanent Repairs to the Metropolitan Bus Authority's O&M Building	\$11,869,659.00
5324	San Juan	PRHTA	FY 2019- Emergency Relief Funds - Hurricane Maria- Acquisition of the Underfloor Wheel Lathe (Permanent Repair after the 270 days of declared emergency) for Tren Urbano (Heavy Rail)	\$3,794,566.00
5339	AUA	PRHTA	FY-2016 Apportionment for Aguadilla Urbanized Area (AUA) for the municipality of Las Marias	\$225,000.00
5339	San Juan	PRHTA	San Juan Urbanized Area FY-2016- Municipalities of Comerio and Naranjito	\$263,412.00
5339	San Juan	Vega Baja	FY-18-19 Construction & Rehabilitation, Bus Shelters, Vega Baja	\$67,960.00
5339	UZA	Hatillo	Bus Replacement, Hatillo	\$260,000.00
5339	UZA	Hatillo	Funds: vehicles, Security and Communication Equipment, Hatillo	\$234,000.00
5303/5304	San Juan	PRHTA	MPO/Planning Activities for partial FY 2018 and FY-2019	\$1,582,793.00
5303/5304	San Juan	PRHTA	Transportation Plans and MPO activities FY-2016, FY-2017 & partial FY-2018	\$5,673,055.00
5307 & 5339	San Juan	Dorado	Multi-source Funds; Capital, Ops., PM and ADA, Dorado, PR	\$467,554.00

This notice is published as part of the requirement of Section 5307 of the FTA and as part of the Public Participation Process developed for the Program of Projects (POP), required by this Federal Agency.



Government of Puerto Rico

Puerto Rico Department of Transportation and Public Works

Puerto Rico Highways and Transportation Authority

Statewide Transportation Improvement Program (STIP)

FEDERAL TRANSIT ADMINISTRATION (FTA)

San Juan Urbanized Area (SJUA)

(UA > 1,000,000 in Population)

Obligated Projects Fiscal Year 2020

The Department of Transportation and Public Works (DTPW) and the Puerto Rico Highways and Transportation Authority (PRHTA) hereby notify to the public, public and private transportation services providers and federal, State and municipal government, the list of projects from de San Juan, Aguadilla Urganized Areas and the Urbanized Area under 200,000 in Population list of projects, obligated with funds of the Federal Transit Administration (FTA) for Fiscal Year 2020.

Regular Funds			
FTA Section	Grantee	Description	Total
5307	Mayagüez	5307 Funds; Preventive Maintenance, Operation, Drug & Alcohol Test, Insurance and Acquisition of Tow Truck; Mayaguez, PR.	\$2,227,234.00
5307	MBA	5307, Special Rule FY 2017 and 2018, Operating Assistance, Metropolitan Bus Authority; San Juan UZA, PR.	\$5,833,885.00
5307	PRHTA	FY 2018, Section 5307, Apportioned for the Aguadilla Urbanized Area (AUA) for Preventive Maintenance and Capital Projects for the Municipalities of Las Marías, Lares, Rincón and San Sebastián.	\$653,297.00
5307	San Juan	Section 5307, Special Rule Operating Assistance and Preventive Maintenance; San Juan, PR.	\$2,188,908.00
5307	San Juan	Sec. 5307, Special Rule Operating Assistance, FY 16, FY 17; San Juan, PR.	\$603,694.00
5307	Vega Baja	5307, FY 2019, Paratransit Activities - Municipality of Vega Baja; PR.	\$143,900.00
5307	Yauco	5307 - Operations & Preventive Maintenance; Municipality of Yauco, PR.	\$1,734,526.00
5310	PRHTA	5310, AUA-UZA - Capital Projects and Operating Assistance for Non-profit Entities; PRHTA; Aguadilla Urbanized Area, PR.	\$982,433.00
5310	PRHTA	Sec. 5310, FY18 & FY19, PR Funds; Various UZA's under 200,000- Vehicles for Elderly Persons & Individual with Disabilities Capital, Preventive Maintenance & Operating; PRHTA, PR.	\$1,625,902.00
5310	PRHTA	5310 Funds; Acquisition of Special Vehicles for Elderly and Persons with Disabilities, PM and Operating Assistance; PRHTA; Aguadilla Urbanized Area (AUA); PR.	\$620,732.00
5310	PRHTA	Sec. 5310, SJUA, FY 2020: Special Vehicles for Elderly & Individuals with Disabilities, Capital Projects, PM and Operating; PRHTA, San Juan UZA, PR.	\$2,550,014.00
5311	PRHTA	Section 5311, FY 2018, Appotionment for Rural Areas, Capital Projects, State Administration and RTAP; PRHTA; PR.	\$1,000,864.00
5329	PREMA	5329 PREMA State Safety Oversight (SSO) FY 2018 Grant; San Juan, PR.	\$283,845.00
5339	Mayagüez	5339 Funds; Passenger counter Acquisition, Bus Shelters and Webpage Design; Mayaguez, PR.	\$570,060.00
5339	PRHTA	5339 Funds; Municipalities of Cataño and Comerío; PRHTA; San Juan UZA, PR.	\$490,807.00
5339	PRHTA	FY 2018, Sec. 5339, Lapsing Funds; Aguadilla Urbanized Area (AUA) for Capital Project; Aguadilla and Lares, PR.	\$303,346.00
5303 / 5304	PRHTA	Section 5303/5304 MPO/Planning Activities for Partial FY 2019 and FY 2020.	\$1,475,000.00
5307 / 5337	PRHTA	5307 and 5337, Multi-Sourced Funding - PM, Overhaul & Vessel Repairs, Puerto Rico Maritime Transit Authority (PRMTA) Island Service, PR.	\$13,500,000.00
5307 / 5337	PRHTA	5307 and 5337 Multi Source Funding for Tren Urbano's Preventive Maintenance Cost; PRHTA, San Juan, PR.	\$20,000,000.00
5307 / 5339	Bayamón	Multi Source Funding; 5307 FY 2018 and FY 2019 funds for maintenance/operational expenses and 5339 FY 2018 funds for vehicles; Bayamón, PR.	\$793,042.00

Emergency Relief Funds			
FTA Section	Grantee	Description	Total
5324	Barceloneta	FY2020, Section 5324, FTA Emergency Relief Application for the Permanent Repairs to the Municipality of Barceloneta Transit Maintenance Garage, Fidel Santiago Publico Terminal and Bus Shelters due to Hurricane Maria.	\$ 901,000.00
5324	Camuy	FY 2020, Section 5324, ER Funds Hurricane Maria for the Municipality of Camuy - Felipe Martínez Publico Terminal Permanent Repairs.	\$ 159,000.00
5324	Manatí	FY 2020, Municipality of Manatí - Section 5324, ER application for the Permanent Repairs to the Valeriano Aulet Terminal and the Angel Cintrón Trolley Terminal due to Hurrican María.	\$ 233,000.00
5324	PRHTA	FY2020 Section 5324 Emergency Relief Funds - Maritime Transport Authority - for Design and Acquisition of new RoPax (passenger and cargo) vessel for ATM - Permanent Repair due to Hurricane Irma (270 days after the declared emergency)	\$ 23,035.00
5324	PRHTA	FY 2020, Section 5324, Emergency Relief Funds, Hurricane Maria - Acquisition of the Station Supervisory Control System (SSCS) (Permanent Repair after 270 days of declared emergency) for the Tren Urbano (Heavy Rail).	\$ 2,517,440.00
5324	PRHTA	Emergency Relief Funds 5324, for Emergency Protective Measure and Emergency Operating Cost - Municipalities of Naranjito, Las Marías and Guánica due to Hurricane María.	\$ 74,859.00
5324	PRHTA	Section 5324, Emergency Operating Costs - Municipalities of Aibonito, Barranquitas and Canóvanas due to Hurricane Maria.	\$ 46,492.00
5324	PRHTA	Emergency Relief Funds 5324 for Permanent Repairs of the Publico Terminal Pedro R. Hernández of the Municipality of Aguadilla due to Hurricane.	\$ 160,367.00
5324	PRHTA	FY 2020 Section 5324 Emergency Relief Funds - Hurricane Maria - Emergency Operations, Emergency protective and Emergency/Permanent Repairs activities (after the 270 days from declared emergency) for Tren Urbano (Heavy Rail) .	\$ 2,523,146.00
5324	San Juan	FY2020, Section 5324, ER Funds Hurricane Maria - Emergency Operations - Fuel Expenses.	\$ 3,153.00
CARES Act Funds			
FTA Section	Grantee	Description	Total
5307	Añasco	Municipality of Añasco, Section 5307, CARES Act, for Operating Assistance; Añasco, PR.	\$ 203,310.00
5307	Caguas	Sec. 5307, CARES Act, Operating Assistance and PM; Municipality of Caguas, PR.	\$ 3,151,293.00
5307	Camuy	FY 20, CARES Act, Section 5307 Funds for Operational Assistance, Preventive Maintenance and Capital In Response to COVID -19 Pandemic: Camuy. PR	\$ 1,514,331.00
5307	Dorado	Section 5307, FY 2020, CARES Act, Funds for Operations, PPE and Preventive Maintenance of Vehicles; Dorado, PR.	\$ 572,105.00
5307	Hormigueros	Municipality of Hormigueros, Section 5307, CARES Act; Hormigueros, PR	\$ 205,362.00
5307	Manatí	Municipality of Manatí, PR, 5307 CARES Act Funds for Operations, Safety, Security, and PM of the Manatí Transit System .	\$ 664,984.00
5307	Mayagüez	CARES Act, Sec 5307, for Operating and Preventive Maintenance; Mayaguez Transit System; Mayaguez, PR.	\$ 500,000.00
5307	MBA	FY20, CARES Act, Sec. 5307 for Operating Assistance Metropolitan Bus Authority Puerto Rico	\$ 21,000,000.00
5307	Vega Baja	Section 5307, CARES Act Operating Assistance and Preventive Maintenance for the Municipality of Vega Baja; PR.	\$ 1,285,076.00
5307	Villalba	FY 2020, CARES Act, Sec. 5307 for Capital and Operating Assistance, Municipality of Villalba, PR.	\$ 731,000.00

This notice is published as part of the requirement of Section 5307 of the FTA and as part of the Public Participation Process developed for the Program of Projects (POP), required by this Federal Agency.



Government of Puerto Rico

Puerto Rico Department of Transportation and Public Works

Puerto Rico Highways and Transportation Authority

Statewide Transportation Improvement Program (STIP)

FEDERAL TRANSIT ADMINISTRATION (FTA)

San Juan Urbanized Area (SJUA)

(UA > 1,000,000 in Population)

Obligated Projects Fiscal Year 2021

The Department of Transportation and Public Works (DTPW) and the Puerto Rico Highways and Transportation Authority (PRHTA) hereby notify to the public, public and private transportation services providers and federal, State and municipal government, the list of projects from de San Juan, Aguadilla Urbanized Areas and the Urbanized Area under 200,000 in Population list of projects, obligated with funds of the Federal Transit Administration (FTA) for Fiscal Year 2021.

Regular Funds			
FTA Section	Grantee	Description	Total
5307/5337	PRHTA	5307 and 5337 Multi-Sourced Funding for Tren Urbano's Preventive Maintenance Costs; PRHTA; San Juan, PR	\$30,000,000
5310	PRHTA	PR-2021-040-00 Section 5310 SJUA FY 2021: Special Vehicles for Elderly & Individuals with Disabilities, Preventive Maintenance and Operating Assistance; PRHTA, San Juan UZA, PR	\$3,030,000
5303/5304	PRHTA	Section 5303/5304-MPO/Planning Activities for FY 2020 and FY 2021; PRHTA, PR	\$1,431,220
5339	PRHTA	FY 2020 Section 5339 SJUA-UZA Capital Projects for Universidad Sagrado Corazón, University of Puerto Rico and Inter American University of Puerto Rico	\$2,070,752
5339	PRHTA	Section 5339 FY 2018-2019 Aguadilla Urbanized Area (AUA) for Capital Projects Preventive Maintenance and Operating Assistance; Aguadilla, Puerto Rico	\$312,047
5310	PRHTA	5310 Funds; Preventive Maintenance, Operating Assistance and Capital Projects; PRHTA; Aguadilla Urbanized Area (AUA); PR	\$402,902
5311	PRHTA	Section 5311 FY 2019 Apportionment for Rural Areas, Capital Projects, Operating Assistance, Preventive Maintenance, State Administration and RTAP; PRHTA; PR	\$1,418,175
5307	PRHTA	FY 2016 Section 5307; Aguadilla Urbanized Area (AUA) for Capital Projects, Operating Assistance Special Rule and Preventive Maintenance; Aguada and San Sebastian, PR.	\$227,813.00
5307	PRHTA	Sec 5307, Urbanized Area Under 200,000 in Population (UZA)- Capital Projects and Operating Expenses for the Municipalities of Arroyo, Florida, Peñuelas, Naguabo and Universidad de Puerto Rico-Recinto Mayagüez, PRHTA; PR	\$2,156,845
5310	PRHTA	Sec 5310 FY19 & FY20 PR Funds; Various UZA's Under 200,000 - Vehicles for Elderly Persons & Individuals with Disabilities, Capital, PM & Operating; PRHTA, PR	\$2,469,410
5307/5337	PRHTA	5307 and 5337 Multi- Sourced Funding - PM, Overhaul & Vessel Repairs; Puerto Rico Maritime Transit Authority (PRMTA) Island Service, PR	\$5,500,000
5307	PRHTA	Section 5307 SJUA- Capital Projects, Operational Assistance and Preventive Maintenance for the Municipalities of Aibonito, Canóvanas and Cataño	\$590,622
5310	PRHTA	5310 AUA-UZA- Capital Projects and Operating Assistance for Non-Profit Entities; PRHTA; Aguadilla UA, PR	\$292,274
5339	PRHTA	Section 5339 for the Urbanized Area Under 200,000 Population (UZA) for Capital Projects-Municipalities of Arroyo, Ceiba, Guánica and Guayanilla; PRHTA, PR	\$1,122,283
5307/5339	PRHTA	FY 2021 SJUA Multisource Sections 5307 & 5339 - Capital Projects for the Municipality of Morovis, Municipality of Salinas & Universidad Sagrado Corazón	\$890,187
5307/5339	AMA	FY 2021 Capital Assistance Program Metropolitan Bus Authority	\$7,100,000

5307	Yauco	Acquisition of Replacement and Support Vehicles for the Municipality of Yauco: Section 5307	\$815,000
5307	Cayey	Section 5307 Preventive maintenance, Paratransit operating assistance, Reconstruction of Sidewalks and Special Rule operations; Cayey	\$1,011,464
5307	Vega Baja	Section 5307 FY 2020 Trolley Garage Expansion and Improvements, for the Municipality of Vega Baja	\$92,200
5307	Mayagüez	5307 Funds; A&E Cycle Route: Coastal Cycle Route & Mayaguez Urban Center; Mayaguez Transit System; Mayaguez, PR	\$520,690
5307	Bayamón	Section 5307 FY2018, FY2019 and FY2020 Funds for Preventive Maintenance and Operations Expenses, Replacement of Paratransit Vehicles, APC's and Administrative Equipment for the Municipality of Bayamón Transit System	\$952,290
5307	Vega Baja	This is a Multisource For Sections 5307 and 5339 Funds for FY2020 ADA Paratransit Service; PM; Signage; Design and Installation Shelters; Repairs, Bikes Racks, Security Systems, Fare Collections and Acquisition Vehicles for the Municipality of Vega Baja	\$1,074,724
5307	Villalba	Maintenance for Terminal of Public Trolley Facilities. Municipality of Villalba. Section (5307) UZA	\$1,942,674
5307/5339	Carolina	Multi-Sourced 5339 FFY2019 Bus Stops Signage & 5307 Drugs-Alcohol Test & Phys. Exam., Training, Repair-Bus Wash, Communications, PM, Paratransit; Eng. & Design; San Juan UZA/Carolina, PR	\$585,848
5307	Yabucoa	Design and Engineering for the construction of Downtown Center of Transportation Terminal for the Municipality of Yabucoa	\$700,000
5307	Carolina	FFY2020 5307 Replacement Buses; Municipality of Carolina, San Juan UZA, PR	\$986,524
5307	Vega Baja	Sections 5307 Funds for FY 2020 Improvements to Access; Crosswalks pavement and Installation of Shelters for the Municipality of Vega Baja	\$793,050
5307	Cayey	5307 Funds; Design and Engineering for the Bus Maintenance & Garage Center; Cayey, PR	\$1,011,464
5307	San Juan	Sec 5307 Special Rule Operating Assistance FY 18, FY 19; San Juan, PR	\$661,280
5307	Cabo Rojo	PR-2021-038-00 5307 Funds; Acquisition of Eight (8) Mini-Buses for Fixed Route Service; Municipality of Cabo Rojo, PR	\$1,199,976
5307	Villalba	Sec. 5307, Engineering & Design (Phase I) of Pedestrian Cycling Route for the Municipality of Villalba; PR	\$163,750

Emergency Relief Funds			
FTA Section	Grantee	Description	Total
5324	PRHTA	Emergency Relief Funds 5324 for Permanent Repairs- Multipurpose Bus Terminal of the Municipality of Canóvanas due to Hurricane María (270 days after the declared emergency)	\$1,889,508

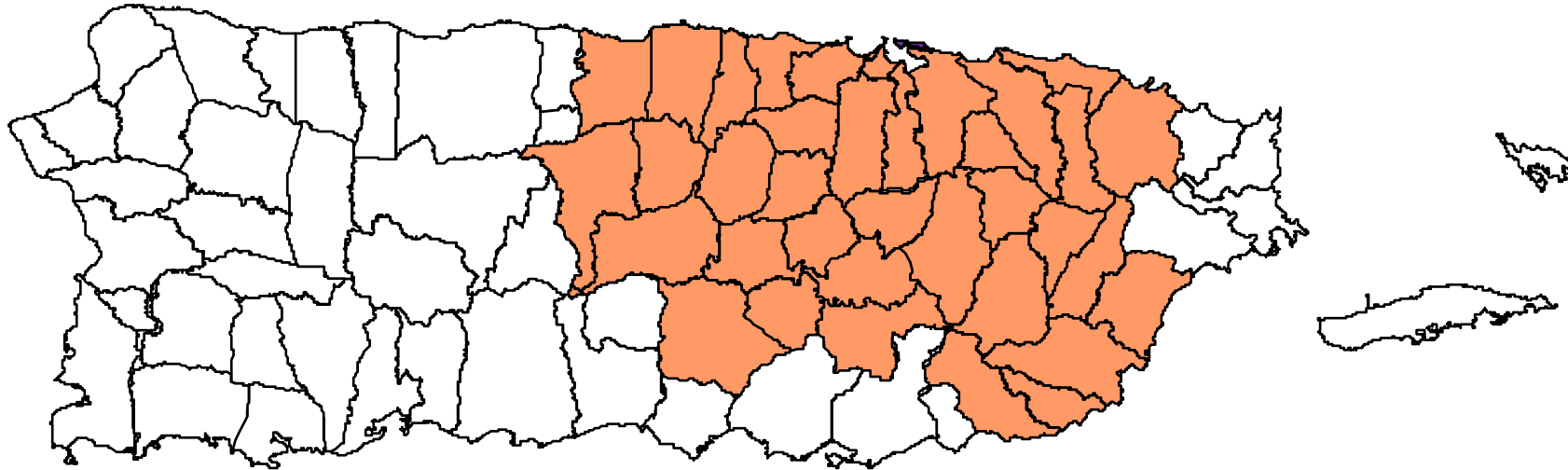
5324	PRHTA	FY 21 Emergency Relief Funds 5324 for Permanent and Emergency Repairs of the Public Bus Terminal Building- Municipality of Loíza due to Hurricane Maria (270 days after the declared emergency)	\$826,973
5324	PRHTA	FY 21 Emergency Relief Funds 5324 for Permanent Repairs of the Publico Terminal Antonio Rivera of the Municipality of Las Piedras due to Hurricane Maria (270 days after the declared emergency)	\$201,843
5324	PRHTA	FFY 2021 Emergency Relief Funds Section 5324 - PRHTA - for Permanent Repairs to specific transit assets of the Maintenance Garage Complex of the Municipality of Arroyo due to Hurricane Maria (270 days after the declared emergency).	\$1,172,482
5324	PRHTA	Emergency Relief Funds Section 5324 - Maritime Transport Authority- For Emergency Repair-due to Hurricane Maria (before and after 270 days the declared emergency)	\$69,245
5324	PRHTA	FY 2021 Section 5324 Emergency Relief Funds- Hurricane Maria- Replacement of the Telephone Communication System (Permanent Repair after the 270 days of declared emergency) for Tren Urbano (Heavy Rail)	\$906,585
5324	PRHTA	FY21 Section 5324 ER Funds- Hurricane Maria-Engineering design for all stations and Acquisition of a Variable Message Signs (VMS) System for fifteen (15) stations (Permanent repairs activities after the 270 days) for Tren Urbano (Heavy Rail)	\$4,042,546
5324	Carolina	ER Section 5324, FFY 2021, Rehabilitation of the SITRAC Barrazas Bus Terminal Station and Replace Signage along the Sitrac's Routes, Municipality of Carolina, Hurricane Maria	\$129,573
5324	San Juan	FY 2021, Section 5324, ER Funds Hurricane María-Capital (Permanent Repairs of Three Publico Terminals: Capetillo, Terminal Sur)	\$2,697,847
5324	Vega Baja	FY 2021, 5324 Emergency Relief funds Hurricane Maria - Permanent Repair after 270 days in the administrative and maintenance facilities and for the Passengers Transfer Bus Station, for the Municipality of Vega Baja	\$143,641
5324	Caguas	Caguas - 5324 Emergency Relief Funds - Emergency and Permanent Repairs to the Transit Terminal Francisco Pereira, Hurricane Maria	\$1,116,000
5324	Juncos	FFY 2021, Section 5324 Emergency Relief funds, Hurricane Maria - Emergency repairs to Terminal and emergency response operating expenses, Municipality of Juncos	\$309,065
5324	Humacao	FFY 2021, 5324 Emergency Relief Funds - Permanent Repairs of the North and South Terminals and the Bus Garage Affected by Hurricane Maria – Municipality of Humacao	\$1,823,500
5324	Hormigueros	FFY 2021, Section 5324 Emergency Relief Funds, Hurricane Maria – Replacement of Surveillance Cameras, Transit Terminal of the Municipality of Hormigueros	\$22,851

COVID-19 Funds			
FTA Section	Grantee	Description	Total
5307	PRHTA	CARES Act FY2021-Section 5307 SJUA: Planning and Capital Projects for the Municipalities of Gurabo, Corozal and Las Piedras, PRHTA, PR	\$447,070.00
5307	PRHTA	CARES ACT Section 5307-Tren Urbano- Operating Assistance and Protective Measures due to COVID-19; PRHTA, SJUA; PR	17,607,429.00
5307	PRHTA	FY21 CARES Act Section 5307 for Operating Assistance and Preventive Maintenance for the municipalities of Canóvanas, Gurabo, Las Piedras and Salinas (San Juan Urbanized Area)	\$1,000,809.00

5307	PRHTA	CARES Act FY2021- Section 5307 SJUA - Operational Assistance and Preventive Maintenance for the Municipality of Corozal	\$82,973.00
5307	PRHTA	CARES Act-Sec 5307-Operating Assistance for the Puerto Rico Integrated Transportation Authority (PRITA); PRHTA, San Juan, PR	\$1,373,423.00
5307	PRHTA	FY2021-Section 5307-CARES FUNDS -2050 Puerto Rico Long Range Multimodal Transportation Plan (PRLRMTP) -PRHTA;PR	\$1,500,000.00
5307	PRHTA	CARES ACT Funds Sec. 5307 for Operating Assistance Puerto Rico Maritime Transport Authority (PRMTA)	\$9,770,518.00
5311	PRHTA	RES ACT Funds Sec.5311 for Operating Assistance Puerto Rico Maritime Transport Authority (PRMTA)	\$2,229,733.00
5307	PRHTA	5307 CARES ACT Funds- PRMTA – Funds for a short-term lease contract of one bareboat charter passenger vessels; Puerto Rico Maritime Transit Authority (PRMTA) Island Service, PR	\$4,815,050.00
5307	PRHTA	5307 CARES Funds: Operating, PM and Capital; Aguada, Las Marias, Lares and San Sebastian; Aguadilla Urbanized Area-AUA; PR	\$201,215.00
5307	Bayamón	Sec 5307 CARES ACT, Transit Operating Assistance and Preventive Maintenance Bayamón; PR	\$966,117
5307	PRHTA	Sec 5307 CARES ACT Operating Assistances, PM and Paratransit Services for the Municipality of San Lorenzo, PR	\$700,000
5307	Dorado	Section 5307 FY 2020 CARES Act Funds for Operations, PPE and Maintenance of Vehicles; Dorado, PR	\$1,132,105
5307	Toa Baja	Sec 5307 CARES Act Funds; Operations and Planning; FFY 20; COVID 19 Emergency; Toa Baja, PR	\$605,000
5307	Cayey	5307 CARES ACT Operating Assistance, Preventive Maintenance and Paratransit Service for the Municipality of Cayey, PR	\$788,000
5307	Yabucoa	Sec 5307 CARES ACT Operating Assistance, PM and Drug and Alcohol Test; for the Municipality of Yabucoa, PR	\$329,036
5307	Carolina	5307 CARES Act, Municipality of Carolina-SITRAC Operating Assistance and Preventive Maintenance; Carolina, Puerto Rico	\$2,922,565
5307	Guaynabo	PR-2021-003-00 5307 CARES Act Funds for Operations, PPE, Communication Equipment, Support Vehicle and Maintenance of Vehicles and Facilities in Guaynabo, PR	\$1,900,000
5307	Añasco	CARES Act - Section 5307 Urbanized Area for Operating Assistance, Anasco, PR	\$275,326
5307	Yauco	Municipality of Yauco Transit, Sec. 5307 CARES Act; Operating Assistance and Vehicle Acquisition; Yauco, PR	\$1,728,083

This notice is published as part of the requirement of Section 5307 of the FTA and as part of the Public Participation Process developed for the Program of Projects (POP), required by this Federal Agency.

San Juan Urbanized Area



 *San Juan Urbanized Area (UA > 1,000,000 in Population)*



Government of Puerto Rico

Puerto Rico Department of Transportation and Public Works

Puerto Rico Highways and Transportation Authority

Statewide Transportation Improvement Program (STIP)

FEDERAL TRANSIT ADMINISTRATION (FTA)

San Juan Urbanized Area (SJUA)

(UA > 1,000,000 in Population)

Section 5307

GOVERNMENT OF PUERTO RICO
PUERTO RICO DEPARTMENT OF TRANSPORTATION AND PUBLIC WORKS
PUERTO RICO HIGHWAYS AND TRANSPORTATION AUTHORITY
TRANSPORTATION IMPROVEMENT PROGRAM
FISCAL YEARS 2019-2022
AMENDMENT #3
ADMINISTRATIVE MODIFICATION # 1

SECTION 5307: SAN JUAN URBANIZED AREA (SJUA)

Num.	Description	Grantee	Year	Annual Element				Total Estimated Cost	Source of Local Funds	Remarks
				2019	2020	2021	2022			
1	Acquisition of Equipment and Tools for the Maintenance Facilities Municipality of Aibonito	PRHTA	2018	F	-	-	80,000	80,000	Toll Credit	Carryover FY 2018
				S	-	-	-	-		
				T	-	-	80,000	80,000		
2	Design and Engineering for the Construction of Maintenance Facilities, Phase I Municipality of Aibonito	PRHTA	2018	F	-	-	50,400	50,400	Toll Credit	
				S	-	-	-	-		
				T	-	-	50,400	50,400		
3	Construction of the Maintenance Facilities, Phase II Municipality of Aibonito	PRHTA	2018	F	-	-	-	-	Toll Credit	Programmed on STIP 2023-2026
				S	-	-	-	-		
				T	-	-	-	-		
4	Acquisition of two vehicles - 11 passengers for new routes Municipality of Aibonito	PRHTA	2019	F	-	-	180,000	180,000	Toll Credit	Carryover FY 2018 TRAMS#5489-2020-18
				S	-	-	-	-		
				T	-	-	180,000	180,000		
5	Design and Engineering for the Construction of Maintenance Facilities, Phase I Municipality of Barranquitas	PRHTA	2018	F	-	-	51,064	51,064	Toll Credit	Carryover FY 2019
				S	-	-	-	-		
				T	-	-	51,064	51,064		
6	Construction of the Maintenance Facilities, Phase II Municipality of Barranquitas	PRHTA	2018	F	-	-	-	-	Toll Credit	Carryover FY 2018-Project. Programmed on STIP 2023-2026
				S	-	-	-	-		
				T	-	-	-	-		
7	Improvement to Trolley Maintenance Garage, Phase II	Bayamón	2017	F	-	-	144,000	144,000	Toll Credit	Carryover Funds \$144,000 FY 2013 Application under FTA Consideration. TrAMS # 2008-2017-1
				S	-	-	-	-		
				T	-	-	144,000	144,000		
8	Improvement to Trolley Maintenance Garage, Phase II-B	Bayamón	2017	F	-	-	1,420,000	1,420,000	Toll Credit	TRAMS# 2008-2017-1
				S	-	-	-	-		
				T	-	-	1,420,000	1,420,000		
9	Pedestrian Improvements on Dr. Veve Street	Bayamón	2015	F	-	-	-	-	Toll Credit	Carryover Funds \$1,143,916 FY 2016 Associate Transit Improvements- Programmed on STIP 2023-2026
				S	-	-	-	-		
				T	-	-	-	-		
10	Pedestrian and bicycle connection in Santa Cruz Sector (Tren Urbano - PR-5 - Santa Cruz Street)	Bayamón	2015	F	-	-	-	-	Toll Credit	Carryover Funds \$1,057,370 FY 2016 Associate Transit Improvements- Programmed on STIP 2023-2026
				S	-	-	-	-		
				T	-	-	-	-		
11	Operating Assistance for ADA Paratransit Program FY 2022	Bayamón	2022	F	-	-	84,080	84,080	Toll Credit	
				S	-	-	-	-		
				T	-	-	84,080	84,080		
12	Miscellaneous Support Equipment for Preventive Maintenance of Vehicles.	Bayamón	2022	F	-	-	105,000	105,000	Toll Credit	
				S	-	-	-	-		
				T	-	-	105,000	105,000		
13	Preventive Maintenance for Vehicles	Bayamón	2022	F	-	-	120,000	120,000	Toll Credit	
				S	-	-	-	-		
				T	-	-	120,000	120,000		
14	Preventive Maintenance for Transit Facilities	Bayamón	2022	F	-	-	5,000	5,000	Toll Credit	
				S	-	-	-	-		
				T	-	-	5,000	5,000		
15	Acquisition of 4 new vehicles for a new route expansion: 16 passengers for the fixed route service and 1 vehicle for Paratransit service	Bayamón	2022	F	-	-	410,000	410,000	Toll Credit	
				S	-	-	-	-		
				T	-	-	410,000	410,000		
16	Preventive Maintenance for the Public Transportation Services	Caguas	2020	F	-	-	275,438	275,438	Toll Credit	TRAMS #2417-2021-1 App Status:Transmitted/ready for FTA Review
				S	-	-	-	-		
				T	-	-	275,438	275,438		
17	Provision of Paratransit Services	Caguas	2020	F	-	-	272,376	272,376	Toll Credits	Carryover Funds FY18 \$89,890, FY19 \$90,789 FY20 (\$91,697) TRAMS#2417-2021-1
				S	-	-	-	-		
				T	-	-	272,376	272,376		
18	Acquisition of Two (2) Support Vehicles	Caguas	2020	F	-	-	80,000	80,000	Toll Credits	TRAMS #2417-2021-1
				S	-	-	-	-		
				T	-	-	80,000	80,000		
19	Design, Engineering, Permisology and NEPA for the Construction of Maintenance Garage	Caguas	2021	F	-	-	400,000	400,000	Toll Credits	TRAMS #2417-2021-1
				S	-	-	-	-		
				T	-	-	400,000	400,000		
20	Acquisition of (4) 30' low rider buses for 31 passengers for the replacement of 4 trolleys	Caguas	2021	F	-	-	1,580,000	1,580,000	Toll Credits	TRAMS #2417-2021-1
				S	-	-	-	-		
				T	-	-	1,580,000	1,580,000		
21	Additional Funds for the renovation and development of the Francisco Pereira Transportation Terminal	Caguas	2022	F	-	-	2,800,000	2,800,000	Toll Credits	
				S	-	-	-	-		
				T	-	-	2,800,000	2,800,000		

GOVERNMENT OF PUERTO RICO
PUERTO RICO DEPARTMENT OF TRANSPORTATION AND PUBLIC WORKS
PUERTO RICO HIGHWAYS AND TRANSPORTATION AUTHORITY
TRANSPORTATION IMPROVEMENT PROGRAM
FISCAL YEARS 2019-2022
AMENDMENT #3
ADMINISTRATIVE MODIFICATION # 1

SECTION 5307: SAN JUAN URBANIZED AREA (SJUA)

Num.	Description	Grantee	Year	Annual Element				Total Estimated Cost	Source of Local Funds	Remarks
				2019	2020	2021	2022			
22	Design & NEPA for Maintenance Facilities of SITUR Municipality of Canóvanas	PRHTA	2018	F	-	-	45,000	45,000	Toll Credit	Carryover Funds FY 2018.
				S	-	-	-	-		
				T	-	-	45,000	45,000		
23	Security System for bus stops of the Sistema de Transporte Colectivo of Canóvanas (SITUR) Municipality of Canóvanas	PRHTA	2019	F	-	-	33,125	33,125	Toll Credit	Carryover Funds FY 2019.
				S	-	-	-	-		
				T	-	-	33,125	33,125		
24	Preventive Maintenance for Public Transportation Municipality of Canóvanas	PRHTA	2022	F	-	-	76,200	76,200	Toll Credit	
				S	-	-	-	-		
				T	-	-	76,200	76,200		
25	Signs for the Trolley Route Municipality of Canóvanas	PRHTA	2022	F	-	-	47,388	47,388	Toll Credit	
				S	-	-	-	-		
				T	-	-	47,388	47,388		
26	P.A. System for six(6) route vehicles. Municipality of Canóvanas	PRHTA	2022	F	-	-	5,874	5,874	Toll Credit	
				S	-	-	-	-		
				T	-	-	5,874	5,874		
27	Automatic Passenger Counting and GPS for 14 fixed route vehicles Municipality of Canóvanas	PRHTA	2022	F	-	-	59,061	59,061	Toll Credit	
				S	-	-	-	-		
				T	-	-	59,061	59,061		
28	Drugs and Alcohol Test Municipality of Canóvanas	PRHTA	2022	F	-	-	6,300	6,300	Toll Credit	
				S	-	-	-	-		
				T	-	-	6,300	6,300		
29	Bus Shelter for SITUR Route Municipality of Canóvanas	PRHTA	2022	F	-	-	741,890	741,890	Toll Credit	
				S	-	-	-	-		
				T	-	-	741,890	741,890		
30	Drugs and Alcohol Test	Carolina	2020	F	-	-	4,880	4,880	Toll Credit	TRAMS Application #2038-2020-3
				S	-	-	-	-		
				T	-	-	4,880	4,880		
31	Drivers and Physical Examination	Carolina	2020	F	-	-	15,000	15,000	Toll Credit	TRAMS APPL#2038-2020-3
				S	-	-	-	-		
				T	-	-	15,000	15,000		
32	Employee Education Training	Carolina	2020	F	-	-	16,000	16,000	Toll Credit	TRAMS #2038-2020-3
				S	-	-	-	-		
				T	-	-	16,000	16,000		
33	Contracting on the Non-fixed ADA Paratransit Services	Carolina	2020	F	-	-	197,600	197,600	Toll Credit	TRAMS# 2038-2020-3 \$138,000+59,600=
				S	-	-	-	-		
				T	-	-	197,600	197,600		
34	Acquisition of 3 Laptops Computer Hardware and Software	Carolina	2020	F	-	-	5,174	5,174	Toll Credit	Carryover FY19 TRAMS #2038-2020-3
				S	-	-	-	-		
				T	-	-	5,174	5,174		

GOVERNMENT OF PUERTO RICO
PUERTO RICO DEPARTMENT OF TRANSPORTATION AND PUBLIC WORKS
PUERTO RICO HIGHWAYS AND TRANSPORTATION AUTHORITY
TRANSPORTATION IMPROVEMENT PROGRAM
FISCAL YEARS 2019-2022
AMENDMENT #3
ADMINISTRATIVE MODIFICATION # 1

SECTION 5307: SAN JUAN URBANIZED AREA (SJUA)

Num.	Description	Grantee	Year	Annual Element				Total Estimated Cost	Source of Local Funds	Remarks
				2019	2020	2021	2022			
35	Project Management- Supervision of the Bus Shelters Construction 2nd Phase	Carolina	2020	F	-	-	25,645	25,645	Toll Credit	TRAMS #2038-2020-3 \$25,645
				S	-	-	-	-		
				T	-	-	25,645	25,645		
36	Construction Management - Inspection of the Bus Shelters Construction (2nd Phase)	Carolina	2020	F	-	-	112,197	112,197	Toll Credit	Carryover FY19 TRAMS #2038-2020-3
				S	-	-	-	-		
				T	-	-	112,197	112,197		
37	Purchase of four (4) Low Floor Transit Buses for the Public Transportation System.	Carolina	2020	F	-	-	1,650,117	1,650,117	Toll Credit	Application #2038-2020-3
				S	-	-	-	-		
				T	-	-	1,650,117	1,650,117		
38	Purchase of two (2) Low Floor Transit Buses for the Public Transportation System.	Carolina	2020	F	-	-	624,000	624,000	Toll Credit	TRAMS #2038-2020-3
				S	-	-	-	-		
				T	-	-	624,000	624,000		
39	Purchase of Uniforms and related items for the Transit Service Drivers	Carolina	2020	F	-	-	9,104	9,104	Toll Credit	TRAMS #2038-2020-3
				S	-	-	-	-		
				T	-	-	9,104	9,104		
40	Design Transit Buses Yard, Staff Office and Driver Rest Area	Carolina	2020	F	-	-	76,592	76,592	Toll Credit	
				S	-	-	-	-		
				T	-	-	76,592	76,592		
41	Construction of Transit Buses Yard, Staff Office and Driver Rest Area	Carolina	2020	F	-	-	-	-	Toll Credit	Programmed on STIP 2023-2026
				S	-	-	-	-		
				T	-	-	-	-		
42	Design Rehab of Sidewalks/ Access Around the Bus Shelter	Carolina	2020	F	-	-	61,134	61,134	Toll Credit	
				S	-	-	-	-		
				T	-	-	61,134	61,134		
43	Construction/ Rehab of Sidewalks/ Access Around the Bus Shelter	Carolina	2020	F	-	-	-	-	Toll Credit	Programmed on STIP 2023-2026
				S	-	-	-	-		
				T	-	-	-	-		
44	Preventive Maintenance	Carolina	2020	F	-	-	343,592	343,592	Toll Credit	Application 2038-2020-3. Programmed on STIP 2023-2026
				S	-	-	-	-		
				T	-	-	343,592	343,592		
45	Intelligent Transportation System - Monthly Payment Support	Carolina	2020	F	-	-	55,400	55,400	Toll Credit	Application 2038-2020-3-Programmed on STIP 2023-2026
				S	-	-	-	-		
				T	-	-	55,400	55,400		
46	Security Cameras/DVR System Monthly Payment Support	Carolina	2020	F	-	-	47,680	47,680	Toll Credit	Carryover Funds FY 2018. Application 2038-2020-03-Programmed on STIP 2023-2026
				S	-	-	-	-		
				T	-	-	47,680	47,680		
47	Acquisition of twelve (12) transit buses to replace units that exceeded its useful life	Carolina	2022	F	-	-	5,663,712	5,663,712	Toll Credit	12x \$471,976 p/unit
				S	-	-	-	-		
				T	-	-	5,663,712	5,663,712		
48	Acquisition of two (2) paratransit buses to replace units that exceeded its useful life	Carolina	2022	F	-	-	204,000	204,000	Toll Credit	2 x \$102,000 p/u
				S	-	-	-	-		
				T	-	-	204,000	204,000		
49	Acquisition of one (1) new support vehicle to replace units that exceeded its useful life	Carolina	2022	F	-	-	42,839	42,839	Toll Credit	1 vehicle
				S	-	-	-	-		
				T	-	-	42,839	42,839		

GOVERNMENT OF PUERTO RICO
PUERTO RICO DEPARTMENT OF TRANSPORTATION AND PUBLIC WORKS
PUERTO RICO HGIHWAYS AND TRANSPORTATION AUTHORITY
TRANSPORTATION IMPROVEMENT PROGRAM
FISCAL YEARS 2019-2022
AMENDMENT #3
ADMINISTRATIVE MODIFICATION # 1

SECTION 5307: SAN JUAN URBANIZED AREA (SJUA)

Num.	Description	Grantee	Year	Annual Element				Total Estimated Cost	Source of Local Funds	Remarks
				2019	2020	2021	2022			
50	Acquisition and installation of security equipment (GPS/AVL, APC, Cameras, DVD, and Licenses) for 15 new Transit Buses: * 3 New Transit Buses (for replacement)- Award PR-2020-008-00- Bld held and COntact Award was signed on August 24, 2021 + *6 New Transit Buses (for replacement)- Discretionary Funds from FTA's 2020 Bus and Busstop Facilities	Carolina	2023	F		-	-	-	Toll Credit	15 vehicles-Programmed on STIP 2023-2026
				S		-	-	-		
				T		-	-	-		
51	Acquisition and installation of security equipment: (GPS/AVL, APC, Cameras, DVD, and Licenses) for 12 New Transit Buses to replace units that exceeded its useful life.	Carolina	2024	F	-		-	-	Toll Credit	Programmed on STIP 2023-2026
				S	-		-	-		
				T	-		-	-		
52	Acquisition and installation of security equipment: (GPS/AVL, APC, Cameras, DVD, and Licenses) for 4 New Transit Buses for additional new route Terminal Iturregui-Plaza Escorial and Terminal Iturregui-Vistamar Marina.	Carolina	2024	F					Toll Credit	Subject to the Transportation Study- Programmed on STIP 2023-2026
				S						
				T	-		-			
53	Acquisition and installation of security equipment (GPS/AVL, APC, Cameras, DVD, and Licenses) for two (2) new Paratransit Buses.	Carolina	2023	F		-	-	-	Toll Credit	2 equipments x \$9,525-Programmed on STIP 2023-2026
				S		-	-	-		
				T		-	-	-		
54	Improvement enhancements for Bus Stops (Waste Receptacle)	Carolina	2022	F	-	-	518,000	518,000	Toll Credit	
				S	-	-	-	-		
				T		-	518,000	518,000		
55	Increase of the federal budget assigned to the following approved project in the STIP 2019-2022 Amn#2: Design Transit Buses Yard, Staff Office and	Carolina	2022	F	-	-	19,148	19,148	Toll Credit	
				S	-	-	-	-		
				T	-	-	19,148	19,148		
56	Increase of the federal budget assigned to the following approved project in the STIP 2019-2022 Amn#2: Construction of Transit Buses Yard, Staff	Carolina	2022	F			154,923	154,923	Toll Credit	
				S						
				T	-	-	154,923	154,923		
57	Increase of the federal budget assigned to the following approved project in the STIP 2019-2022 Amn#2: Design Rehab of Sidewalks / Access Around	Carolina	2022	F			15,284	15,284	Toll Credit	
				S				-		
				T	-	-	15,284	15,284		
58	Increase of the federal budget assigned to the following approved project in the STIP 2019-2022 Amn#2: Construction / Rehab of Sidewalks / Access	Carolina	2022	F			123,658	123,658	Toll Credit	
				S				-		
				T	-	-	123,658	123,658		
59	Construction of Transportation Buses Maintenance & Garage Center	Cayey	2019	F	-	-	1,000,000	1,000,000	Toll Credit	
				S				-		
				T		-	1,000,000	1,000,000		
60	Acquisition of two (2) 32 feet Minibuses of 24 passengers for the replacement of two 30 feet minibuses	Cayey	2020	F		-	540,000	540,000	Toll Credit	App# 5584-2022-1
				S		-	-	-		
				T		-	540,000	540,000		
61	Design of Pedestrian Bridge from Main Terminal to Turabo University	Cayey	2020	F		-	150,000	150,000	Toll Credit	App# 5584-2022-1
				S		-	-	-		
				T		-	150,000	150,000		
62	Preventive Maintenance Cost for Ing. Angel Cabiya Terminal Municipality of Ciales	PRHTA	2022	F		-	15,500	15,500	Toll Credit	
				S		-	-	-		
				T		-	15,500	15,500		
63	Elevator Repair at Ing. Angel Cabiya Terminal Municipality of Ciales	PRHTA	2022	F		-	2,560	2,560	Toll Credit	
				S		-	-	-		
				T		-	2,560	2,560		
64	Radio System for 3 Fixed Routes Trolleys Municipality of Ciales	PRHTA	2022	F		-	4,185	4,185	Toll Credit	
				S		-	-	-		
				T		-	4,185	4,185		
65	Preventive Maintenance Cost for Transit System	Cidra	2018	F		-	45,907	45,907	Toll Credit	Carryover FY18 \$15,550, FY19 \$15,302 and FY20 \$30,452
				S		-	-	-		
				T		-	45,907	45,907		
66	Design Improvements to the Público Vehicles Terminal at the Urban Center of Corozal - Improve pedestrian access Municipality of Corozal	PRHTA	2015	F		-	76,580	76,580	Toll Credit	Carryover Funds \$76,580FY16
				S		-	-	-		
				T		-	76,580	76,580		

GOVERNMENT OF PUERTO RICO
PUERTO RICO DEPARTMENT OF TRANSPORTATION AND PUBLIC WORKS
PUERTO RICO HIGHWAYS AND TRANSPORTATION AUTHORITY
TRANSPORTATION IMPROVEMENT PROGRAM
FISCAL YEARS 2019-2022
AMENDMENT #3
ADMINISTRATIVE MODIFICATION # 1

SECTION 5307: SAN JUAN URBANIZED AREA (SJUA)

Num.	Description	Grantee	Year	Annual Element				Total Estimated Cost	Source of Local Funds	Remarks
				2019	2020	2021	2022			
67	Construction Improvements to the Público Vehicles Terminal at the Urban Center of Corozal - Improve pedestrian and vehicle access. Municipality of Corozal	PRHTA	2017	F	-	-	143,420	143,420	Toll Credit	Carryover FY17
				S	-	-	-	-		
				T	-	-	143,420	143,420		
68	Improvements to streets, municipal roads and sidewalk along one stop on fixed trolley route Municipality of Corozal	PRHTA	2015	F	-	-	119,259	119,259	Toll Credit	Carryover Funds FY15 \$119,250
				S	-	-	-	-		
				T	-	-	119,259	119,259		
69	Design for the Construction of Five Bus Shelters and Signage for Dos Bocas New Route Municipality of Corozal	PRHTA	2018	F	-	-	104,513	104,513	Toll Credit	Carryover FY18
				S	-	-	-	-		
				T	-	-	104,513	104,513		
70	Design for Construction of Sidewalks along Shelter and Stops; Eldery Center, City Hall & Dos Bocas. Municipality of Corozal	PRHTA	2018	F	-	-	182,954	182,954	Toll Credit	Carryover FY18
				S	-	-	-	-		
				T	-	-	182,954	182,954		
71	Preventive Maintenance Transit Buses and ADA Complimentary Paratransit Activities Municipality of Corozal	PRHTA	2022	F	-	-	63,000	63,000	Toll Credit	
				S	-	-	-	-		
				T	-	-	63,000	63,000		
72	Acquisition and Installation of radio communication units for eleven (11) vehicles and monthly fees. Municipality of Corozal	PRHTA	2022	F	-	-	25,542	25,542	Toll Credit	
				S	-	-	-	-		
				T	-	-	25,542	25,542		
73	Acquisition and Installations of 67 signange for bus stops Municipality of Corozal	PRHTA	2022	F	-	-	31,750	31,750	Toll Credit	
				S	-	-	-	-		
				T	-	-	31,750	31,750		
74	Acquisition of GPS Systems for 11 Vehicles Municipality of Corozal	PRHTA	2022	F	-	-	1,639	1,639	Toll Credit	
				S	-	-	-	-		
				T	-	-	1,639	1,639		
75	Acquisition of seven (7) passenger counters for vehicles, software, and hardware Municipality of Corozal	PRHTA	2022	F	-	-	86,500	86,500	Toll Credit	
				S	-	-	-	-		
				T	-	-	86,500	86,500		
76	Preventive Maintenance Cost for Transit Fleet	Dorado	2020	F	-	-	25,817	25,817	Toll Credit	Application #1970-2021-2
				S	-	-	-	-		
				T	-	-	25,817	25,817		
77	Provision of Paratransit Services in Accordance with ADA Regulations	Dorado	2020	F	-	-	69,982	69,982	Toll Credit	Application #1970-2021-2
				S	-	-	-	-		
				T	-	-	69,982	69,982		

GOVERNMENT OF PUERTO RICO
PUERTO RICO DEPARTMENT OF TRANSPORTATION AND PUBLIC WORKS
PUERTO RICO HIGHWAYS AND TRANSPORTATION AUTHORITY
TRANSPORTATION IMPROVEMENT PROGRAM
FISCAL YEARS 2019-2022
AMENDMENT #3
ADMINISTRATIVE MODIFICATION # 1

SECTION 5307: SAN JUAN URBANIZED AREA (SJUA)

Num.	Description	Grantee	Year	Annual Element				Total Estimated Cost	Source of Local Funds	Remarks
				2019	2020	2021	2022			
78	Complete Street Project for Méndez Vigo West Avenue, Design Phase	Dorado	2020	F	-	-	130,000	130,000	Toll Credit	Application #1970-2021-1
				S	-	-	-	-		
				T	-	-	130,000	130,000		
79	Complete Street Project for Méndez Vigo West Avenue, Construction Phase	Dorado	2020	F	-	-	-	-	Toll Credit	Programmed on STIP 2023-2026
				S	-	-	-	-		
				T	-	-	-	-		
80	Acquisition and Installation of radio communication units for two (2) vehicles and license fees.	Dorado	2022	F	-	-	15,549	15,549	Toll Credit	
				S	-	-	-	-		
				T	-	-	15,549	15,549		
81	Acquisition of two (2) vehicle GPS Tracking Systems	Dorado	2022	F	-	-	298	298	Toll Credit	
				S	-	-	-	-		
				T	-	-	298	298		
82	Preventive Maintenance Cost for Transit Fleet	Guaynabo	2020	F	-	-	328,064	328,064	Toll Credit	FY19 \$163,216 & FY20 \$164,848 TRAMS Application #1905-2020-1: In Progress
				S	-	-	-	-		
				T	-	-	328,064	328,064		
83	Operational Assistance for ADA Paratransit Services	Guaynabo	2020	F	-	-	93,726	93,726	Toll Credit	Carryover FY19 TRAMS Application #1905-2020-1: In Progress
				S	-	-	-	-		
				T	-	-	93,726	93,726		
84	Purchase and installation of GPS tracking system and Automatic Passenger Counters (APC) for 25 vehicle fleet	Guaynabo	2020	F	-	-	146,000	146,000	Toll Credit	Carryover FY19 TRAMS#1905-2020-1 Status: In progress
				S	-	-	-	-		
				T	-	-	146,000	146,000		
85	Purchase of two support vehicles to transport drivers, One 12 passenger van and one medium duty pick-up truck	Guaynabo	2020	F	-	-	75,000	75,000	Toll Credit	Carryover FY19 TRAMS#1905-2020-1 Status: In progress
				S	-	-	-	-		
				T	-	-	75,000	75,000		
86	Purchase of two Cummins engines to replace damaged engines on transit buses-	Guaynabo	2020	F	-	-	17,000	17,000	Toll Credit	Carryover FY19 TRAMS#1905-2020-1 Status: In progress
				S	-	-	-	-		
				T	-	-	17,000	17,000		
87	Training for Transit System Supervisors	Guaynabo	2020	F	-	-	19,435	19,435	Toll Credit	Carryover FY19 TRAMS#1905-2020-1 Status: In-progress
				S	-	-	-	-		
				T	-	-	19,435	19,435		
88	Replacement of 3 Paratransit Vehicle	Guaynabo	2020	F	-	-	270,000	270,000	Toll Credit	Carryover FY19 TRAMS#1905-2020-1 Status: In-progress
				S	-	-	-	-		
				T	-	-	270,000	270,000		
89	Purchase of three (3) Buses Less Than <30' for Expansion of Transit Services to Mamey, Barrio Rios and Hato Nuevo Wards.	Guaynabo	2020	F	-	-	375,000	375,000	Toll Credit	Carryover FY19 TRAMS#1905-2020-1 Status: In-progress
				S	-	-	-	-		
				T	-	-	375,000	375,000		
90	Replacement of 3 vehicles 35ft / 36 Passengers	Guaynabo	2022	F	-	-	1,260,000	1,260,000	Toll Credit	
				S	-	-	-	-		
				T	-	-	1,260,000	1,260,000		
91	Rebuilt and renovation of terminal's roof and terminal administrative offices by stages. An approximate total of 12M for project total / 6M per	Guaynabo	2022	F	-	-	6,000,000	6,000,000	Toll Credit	
				S	-	-	-	-		
				T	-	-	6,000,000	6,000,000		

GOVERNMENT OF PUERTO RICO
PUERTO RICO DEPARTMENT OF TRANSPORTATION AND PUBLIC WORKS
PUERTO RICO HIGHWAYS AND TRANSPORTATION AUTHORITY
TRANSPORTATION IMPROVEMENT PROGRAM
FISCAL YEARS 2019-2022
AMENDMENT #3
ADMINISTRATIVE MODIFICATION # 1

SECTION 5307: SAN JUAN URBANIZED AREA (SJUA)

Num.	Description	Grantee	Year	Annual Element				Total Estimated Cost	Source of Local Funds	Remarks
				2019	2020	2021	2022			
92	Design Improvements to Sidewalks on Fixed Trolley Route Municipality of Gurabo	PRHTA	2018	F	-	-	96,000	96,000	Toll Credit	Carryover FY2019
				S	-	-	-	-		
				T	-	-	96,000	96,000		
93	Design, Environmental Compliance and Construction of Paseo Lineal at Jaguas Ward Municipality of Gurabo	PRHTA	2018	F	-	-	40,800	40,800	Toll Credit	Carryover FY2019
				S	-	-	-	-		
				T	-	-	40,800	40,800		
94	Acquisition and Installation of Security Cameras System for the Publico Terminal Municipality of Gurabo	PRHTA	2019	F	-	-	30,000	30,000	Toll Credit	Carryover FY2019
				S	-	-	-	-		
				T	-	-	30,000	30,000		
95	Construction of Bus Stop with Solar System Municipality of Gurabo	PRHTA	2020	F	-	-	62,000	62,000	Toll Credit	
				S	-	-	-	-		
				T	-	-	62,000	62,000		
96	Acquisition of Trash Can for Bus Stop Municipality of Gurabo	PRHTA	2020	F	-	-	35,000	35,000	Toll Credit	Carryover FY2020
				S	-	-	-	-		
				T	-	-	35,000	35,000		
97	Drug and Alcohol Test Municipality of Gurabo	PRHTA	2020	F	-	-	6,250	6,250	Toll Credit	Carryover FY2020\
				S	-	-	-	-		
				T	-	-	6,250	6,250		
98	Training and Travel Municipality of Gurabo	PRHTA	2022	F	-	-	5,000	5,000	Toll Credit	
				S	-	-	-	-		
				T	-	-	5,000	5,000		
99	Operational Assistance for ADA Paratransit Services 5307Municipality of Gurabo	PRHTA	2022	F	-	-	499,807	499,807	Toll Credit	Carryover funds from FY2016 to FY2021 of \$71,401 per year
				S	-	-	-	-		
				T	-	-	499,807	499,807		
100	Purchase and Installation of three (3) Radio Communication System Municipality of Gurabo	PRHTA	2022	F	-	-	3,312	3,312	Toll Credit	
				S	-	-	-	-		
				T	-	-	3,312	3,312		
101	Purchase and Installation of three (3) GPS Tracking System Municipality of Gurabo	PRHTA	2022	F	-	-	447	447	Toll Credit	
				S	-	-	-	-		
				T	-	-	447	447		
102	Preventive Maintenance Cost for Público Terminals	Humacao	2015	F	-	-	311,355	311,355	Toll Credit	Carryover Funds \$135,000 FY 2015 & \$40,000 FY 2016. FY 2015 in Application under FTA Consideration TRAMS # 5567-
				S	-	-	-	-		
				T	-	-	311,355	311,355		
103	Preventive Maintenance Cost for Transit Fleet	Humacao	2013	F	-	-	249,344	249,344	Toll Credit	Carryover Funds \$23,400 for FY 2013, \$1,400 for FY 2014 & \$53,970 FY 2016. FY 2013 & 2014 in Application under FTA Consideration
				S	-	-	-	-		
				T	-	-	249,344	249,344		

GOVERNMENT OF PUERTO RICO
PUERTO RICO DEPARTMENT OF TRANSPORTATION AND PUBLIC WORKS
PUERTO RICO HIGHWAYS AND TRANSPORTATION AUTHORITY
TRANSPORTATION IMPROVEMENT PROGRAM
FISCAL YEARS 2019-2022
AMENDMENT #3
ADMINISTRATIVE MODIFICATION # 1

SECTION 5307: SAN JUAN URBANIZED AREA (SJUA)

Num.	Description	Grantee	Year	Annual Element				Total Estimated Cost	Source of Local Funds	Remarks
				2019	2020	2021	2022			
104	Provision of Paratransit Services in Accordance with ADA Regulations	Humacao	2013	F		-	512,559	512,559	Toll Credit	Carryover Funds \$80,000 for FY13, \$90,000 FY14 & \$85,000 FY16. FY13 &14 TrAMS # 5567-2017-1; FY17 \$85,000
				S		-	-	-		
				T		-	512,559	512,559		
105	Replacement of Twelve (12) Bus Passenger Shelter for Existing Trolley Route	Humacao	2013	F	-	-	144,000	144,000	Toll Credit	Carryover Funds FY 2013 in TrAMS # 5567-2017-1
				S	-	-	-	-		
				T	-	-	144,000	144,000		
106	Installation of 36 Bus Stops for New Trolley Routes	Humacao	2014	F	-	-	8,640	8,640	Toll Credit	Carryover Funds FY 2014 in TrAMS # 5567-2017-1
				S	-	-	-	-		
				T	-	-	8,640	8,640		
107	Purchase of Computer Equipment and Radio Communication System	Humacao	2018	F	-	-	14,728	14,728	Toll Credit	Carryover FY18
				S	-	-	-	-		
				T	-	-	14,728	14,728		
108	Purchase of Equipment for Municipal Transit Garage	Humacao	2018	F	-	-	1,760	1,760	Toll Credit	Carryover FY18
				S	-	-	-	-		
				T	-	-	1,760	1,760		
109	Drugs and Alcohol Test and Physical Examination for SITRAH Drivers	Humacao	2019	F		-	4,230	4,230	Toll Credit	Carryover FY19 \$1,410 FY20 \$2,820
				S		-	-	-		
				T		-	4,230	4,230		
110	Preventive Maintenance Cost for Nine (9) Vehicles	Juncos	2014	F	-	-	153,124	153,124	Toll Credit	Carryover FY17 \$53,161, FY18 \$33,628 FY19 \$52,436
				S	-	-	-	-		
				T	-	-	153,124	153,124		
111	Provision of Paratransit Services in Accordance with ADA Regulations	Juncos	2015	F	-	-	264,577	264,577	Toll Credit	Carryover funds for FY17 \$65,650, FY18 \$65,650 & FY19 \$63,370
				S	-	-	-	-		
				T	-	-	264,577	264,577		
112	Purchase of Equipment for Municipal Transit Garage	Juncos	2013	F	-	-	20,000	20,000	Toll Credit	Carryover Funds FY 2013 in TrAMS # 3050-2016-1
				S	-	-	-	-		
				T	-	-	20,000	20,000		
113	Replacement of Two(2) 30 Ft vehicles	Juncos	2018	F	-	-	320,000	320,000	Toll Credit	Carryover Funds FY 2018 \$320,000
				S	-	-	-	-		
				T	-	-	320,000	320,000		
114	Reconstruction of sidewalks, curbs and gutters along main transit routes to acces transit stops, including engineering and supervision.	Juncos	2019	F	-	-	725,000	725,000	Toll Credit	Carryover Funds FY2019 \$362,500, FY 2020 \$362,500
				S	-	-	-	-		
				T	-	-	725,000	725,000		
115	Reconstruction of sidewalks, curbs and gutters along main transit routes to acces transit stops, including engineering and supervision.(Phase 3)	Juncos	2020	F	-	-	304,921	304,921	Toll Credit	Carryover Funds FY2020
				S	-	-	-	-		
				T	-	-	304,921	304,921		
116	Employee Trainings	Juncos	2020	F	-	-	16,000	16,000	Toll Credit	Carryover Funds FY2020
				S	-	-	-	-		
				T	-	-	16,000	16,000		
117	Replacement six (6) vehicles 4 Bus for 30 feet / two Bus Paratransit	Juncos	2022	F		-	-	-	Toll Credit	Programmed on STIP 2023-2026
				S		-	-	-		
				T		-	-	-		
118	Paratransit Program Preventive Maintenance	Juncos	2022	F		-	-	-	Toll Credit	Programmed on STIP 2023-2026
				S		-	-	-		
				T		-	-	-		
119	Paratransit Program Operational	Juncos	2022	F		-	-	-	Toll Credit	Programmed on STIP 2023-2026
				S		-	-	-		
				T		-	-	-		
120	Facilities Maintenance	Juncos	2022	F		-	-	-	Toll Credit	Programmed on STIP 2023-2026
				S		-	-	-		
				T		-	-	-		
121	Reconstruction of Sidewalks Curbs and Gutters along main transit route to access transit stops	Juncos	2022	F		-	-	-	Toll Credit	Programmed on STIP 2023-2026
				S		-	-	-		
				T		-	-	-		

GOVERNMENT OF PUERTO RICO
PUERTO RICO DEPARTMENT OF TRANSPORTATION AND PUBLIC WORKS
PUERTO RICO HIGHWAYS AND TRANSPORTATION AUTHORITY
TRANSPORTATION IMPROVEMENT PROGRAM
FISCAL YEARS 2019-2022
AMENDMENT #3
ADMINISTRATIVE MODIFICATION # 1

SECTION 5307: SAN JUAN URBANIZED AREA (SJUA)

Num.	Description	Grantee	Year	Annual Element					Total Estimated Cost	Source of Local Funds	Remarks
				2019	2020	2021	2022				
122	Engineering, Design and Environmental Compliance for the Construction of Maintenance Facilities, Phase I	PRHTA	2016	F	-	-	120,000	120,000	Toll Credit	Carryover Funds FY16	
				S	-	-	-	-			
				T	-	-	120,000	120,000			
123	Construction of Maintenance Facilities, Phase II Municipality of Las Piedras	PRHTA	2018	F	-	-	-	-	Toll Credits	Carryover FY18-Programmed on STIP 2023-2026	
				S	-	-	-	-			
				T	-	-	-	-			
124	Provision of Paratransit Services	Manatí	2022	F	-	-	123,764	123,764	Toll Credits	FY18 \$61,882 & FY19 \$61,882	
				S	-	-	-	-			
				T	-	-	123,764	123,764			
125	Preventive Maintenance Cost for Transit Fleet	Manatí	2022	F	-	-	66,812	66,812	Toll Credits	FY 18 \$33,406, FY19 \$33,406 & FY20 \$66,812	
				S	-	-	-	-			
				T	-	-	66,812	66,812			
126	Environmental Study, Design and Construction of Transfer Station and Maintenance Garage	Manatí	2022	F	-	-	-	-	Toll Credits	Subject to complete Grant in TRAMS. Carryover FY2018-Programmed on STIP 2023-2026	
				S	-	-	-	-			
				T	-	-	-	-			
127	Additional Funds for the Acquisition of Land for the Construction of Transfer Station and Maintenance Garage	Manatí	2022	F	-	-	-	-	Toll Credits	Carryover FY18-Programmed on STIP 2023-2026	
				S	-	-	-	-			
				T	-	-	-	-			
128	Preventive Maintenance-Angel Cintrón & Valeriano Aulet Terminals	Manatí	2022		-	-	68,661	68,661	Toll Credits		
					-	-	-	-			
					-	-	68,661	68,661			
129	Acquisition of the units for the Paratransit Fleet	MBA	2023	F	-	-	-	-	Toll Credits	Programmed on STIP 2023-2026	
				S	-	-	-	-			
				T	-	-	-	-			
130	Replacement of units of the fixed route fleet	MBA	2023	F	-	-	-	-	Toll Credits	Programmed on STIP 2023-2026	
				S	-	-	-	-			
				T	-	-	-	-			
131	Preventive Maintenance for the Fixed Route and Paratransit Fleet	MBA	2018	F	-	-	10,000,000	10,000,000	Toll Credits	Carryover FY18 \$12,000,000- Programmed on STIP 2023-2026	
				S	-	-	-	-			
				T	-	-	10,000,000	10,000,000			
132	Renovation of the workshop area: Replacement of the overhaul oil distribution system; replacement of hydraulic lifts	MBA	2022	F	-	-	4,056,000	4,056,000	Toll Credits		
				S	-	-	-	-			
				T	-	-	4,056,000	4,056,000			
133	Replacement of 10 buses for the fixed route Fleet	MBA	2022	F	-	-	6,840,000	6,840,000	Toll Credits		
				S	-	-	-	-			
				T	-	-	6,840,000	6,840,000			
134	Upgrade of the infrastructure of the radio communication system	MBA	2022	F	-	-	2,070,000	2,070,000	Toll Credits		
				S	-	-	-	-			
				T	-	-	2,070,000	2,070,000			
135	Software and Hardware	MBA	2022	F	-	-	600,000	600,000	Toll Credits		
				S	-	-	-	-			
				T	-	-	600,000	600,000			
136	Acquisition of three (3) mini bus of 16 to 25 passengers - Morovis	PRHTA	2022	F	-	-	380,340	380,340	Toll Credits		
				S	-	-	-	-			
				T	-	-	380,340	380,340			
137	Construction of 13 Bus Shelter for Fixed Routes Municipality of Morovis	PRHTA	2022	F	-	-	53,300	53,300	Toll Credits		
				S	-	-	-	-			
				T	-	-	53,300	53,300			
138	Signage for Bus Stops, Route Information and Cross Walks on Fixed Route - Morovis	PRHTA	2022	F	-	-	10,000	10,000	Toll Credits		
				S	-	-	-	-			
				T	-	-	10,000	10,000			
139	Preventive Maintenance for Transit Fleet - Municipality of Morovis	PRHTA	2022	F	-	-	-	-	Toll Credits	Programmed on STIP 2023-2026	
				S	-	-	-	-			
				T	-	-	-	-			

GOVERNMENT OF PUERTO RICO
PUERTO RICO DEPARTMENT OF TRANSPORTATION AND PUBLIC WORKS
PUERTO RICO HIGHWAYS AND TRANSPORTATION AUTHORITY
TRANSPORTATION IMPROVEMENT PROGRAM
FISCAL YEARS 2019-2022
AMENDMENT #3
ADMINISTRATIVE MODIFICATION # 1

SECTION 5307: SAN JUAN URBANIZED AREA (SJUA)

Num.	Description	Grantee	Year	Annual Element				Total Estimated Cost	Source of Local Funds	Remarks
				2019	2020	2021	2022			
140	Drugs and Alcohol Testing - Municipality of Morovis	PRHTA	2022	F	-	-	-	-	Toll Credits	Programmed on STIP 2023-2026
				S	-	-	-	-		
				T	-	-	-	-		
141	Acquisition of two (2) buses- 11 passengers for fixed routes for the Municipality of Naranjito	PRHTA	2019	F	-	-	160,000	160,000	Toll Credits	Carryover FY19 TRAMS#5489-2020-28
				S	-	-	-	-		
				T	-	-	160,000	160,000		
142	Improvements to existing Ignacio Morales Acosta Street (sidewalks and pedestrian walkway) for Full Street Concept to Connect with the Collective	PRHTA	2020	F	-	-	86,948	86,948	Toll Credits	Carryover FY19 TRAMS#5489-2020-28
				S	-	-	-	-		
				T	-	-	86,948	86,948		
143	Improvements to existing Ignacio Morales Acosta Street (sidewalks and pedestrian walkway) for Full Street Concept to Connect with the Collective	PRHTA	2020	F	-	-	884,041	884,041	Toll Credits	
				S	-	-	-	-		
				T	-	-	884,041	884,041		
144	Preventive Maintenance Cost for TU	PRHTA/ATI-TU	2022	F	-	-	15,000,000	15,000,000	Toll Credits	Transfer of Lapsing Funds AJA -\$2,390,865 & UZA \$10,589,211
				S	-	-	-	-		
				T	-	-	15,000,000	15,000,000		
145	Technical Oversight for TU Operator	PRHTA/ATI-TU	2022	F	-	-	-	-	Toll Credits	Programmed on STIP 2023-2026
				S	-	-	-	-		
				T	-	-	-	-		
146	Design and Engineering Integración de Sistema de Autobuses de Transporte Colectivo (BRT) PR 52-PR 18.	PRHTA	2020	F	-	-	1,800,000	1,800,000	Toll Credits	In House
				S	-	-	-	-		
				T	-	-	1,800,000	1,800,000		
147	Construction Integración de Sistema de Autobuses de Transporte Colectivo (BRT) PR 52-PR 18.	PRHTA	2020	F	-	-	-	-	Toll Credits	
				S	-	-	-	-		
				T	-	-	-	-		
148	Preventive Maintenance Funds for Vessel Parts, Equipment, Drydocking and Related Material Cost	PRHTA/ATM	2017	F	-	-	3,000,000	3,000,000	Toll Credits	
				S	-	-	-	-		
				T	-	-	3,000,000	3,000,000		
149	Surveillance and Security System for Terminal and Vessels	PRHTA/ATM	2017	F	-	-	800,000	800,000	Toll Credits	
				S	-	-	-	-		
				T	-	-	800,000	800,000		
150	Improvement to San Juan Maintenance Base	PRHTA/ATM	2017	F	-	-	480,000	480,000	Toll Credits	Carryover FY2017
				S	-	-	-	-		
				T	-	-	480,000	480,000		
151	Rehabilitation of Pier for Travelift	PRHTA/ATM	2022	F	-	-	4,000,000	4,000,000	Toll Credits	
				S	-	-	-	-		
				T	-	-	4,000,000	4,000,000		
152	Purchase of Two (2) Pick Up Truck	San Juan	2022	F	-	-	40,000	40,000	Toll Credits	Carryover Funds FY 2013 in TRAMS# 1886-2019-4
				S	-	-	-	-		
				T	-	-	40,000	40,000		
153	Acquisition of Vehicles to Improve Public Transportation Services	San Juan	2022	F	-	-	650,000	650,000	Toll Credits	Carryover Funds FY17 in TRAMS#1886-2019-4
				S	-	-	-	-		
				T	-	-	650,000	650,000		
154	Improvements to the Juan Palerm (East Terminal) Público Vehicles Terminal	San Juan	2022	F	-	-	300,000	300,000	Toll Credits	Carryover Funds FY 2014 in TRAMS#1886-2019-1
				S	-	-	-	-		
				T	-	-	300,000	300,000		
155	Preventive Maintenance for Red Conecta	San Juan	2022	F	-	-	2,338,164	2,338,164	Toll Credits	TRAMS # 1886-2019-3 FY14 to FY16 \$718,528. Carryover FY17 \$441,822.
				S	-	-	-	-		
				T	-	-	2,338,164	2,338,164		
156	Replacement of four (4) trolley buses	San Juan	2022	F	-	-	800,000	800,000	Toll Credits	Carryover Funds \$800,000 FY 2015 in TRAMS # 1886-2019-4
				S	-	-	-	-		
				T	-	-	800,000	800,000		
157	Construction of Paseo Lineal Miramar-Condado	San Juan	2016	F	-	-	3,200,000	3,200,000	Toll Credits	Carryover Funds \$3,200,000 FY 2016 in TRAMS # 1886-2019-1. Associated Transit Improvements-Bicycle paths
				S	-	-	-	-		
				T	-	-	3,200,000	3,200,000		

GOVERNMENT OF PUERTO RICO
PUERTO RICO DEPARTMENT OF TRANSPORTATION AND PUBLIC WORKS
PUERTO RICO HIGHWAYS AND TRANSPORTATION AUTHORITY
TRANSPORTATION IMPROVEMENT PROGRAM
FISCAL YEARS 2019-2022
AMENDMENT #3
ADMINISTRATIVE MODIFICATION # 1

SECTION 5307: SAN JUAN URBANIZED AREA (SJUA)

Num.	Description	Grantee	Year	Annual Element				Total Estimated Cost	Source of Local Funds	Remarks
				2019	2020	2021	2022			
158	Reconstruction of selected sidewalks within walking distance (0.5 miles) of transit stops in the main urban areas of San Juan.	San Juan	2019	F	-	-	388,126	388,126	Toll Credits	Carryover funds FY19 Application 1886-2019-5
				S	-	-	-	-		
				T	-	-	388,126	388,126		
159	A&E for the Construction of sidewalks (PR-21)	San Juan	2022	F	-	-	150,000	150,000	Toll Credits	Carryover funds FY19 Application 1886-2019-5
				S	-	-	-	-		
				T	-	-	150,000	150,000		
160	Construction of sidewalks (PR-21)	San Juan	2022	F	-	-	1,350,000	1,350,000	Toll Credits	Carryover funds FY19 Application 1886-2019-5
				S	-	-	-	-		
				T	-	-	1,350,000	1,350,000		
161	Architectural and Engineering Design for Francisco Pereira Transportation Center	San Lorenzo	2021	F	-	-	459,550	459,550	Toll Credits	
				S	-	-	-	-		
				T	-	-	459,550	459,550		
162	Provision of Paratransit Services in Accordance with ADA Regulations	San Lorenzo	2015	F	-	-	218,399	218,399	Toll Credits	FY 17 \$72,107, FY18 \$72, 721 & FY2020 \$73,571; FY 2019 \$72,107 TRAMS# 5874-2019-1
				S	-	-	-	-		
				T	-	-	218,399	218,399		
163	Preventive Maintenance Cost for Transit Fleet	San Lorenzo	2020	F	-	-	120,000	120,000	Toll Credits	
				S	-	-	-	-		
				T	-	-	120,000	120,000		
164	Acquisition and Installation of a Virtual Camera System for the security in the Public Transportation Routes Stop Sites	San Lorenzo	2017	F	-	-	231,200	231,200	Toll Credits	Carryover FY17 \$231,200 TRAMS# 5874-2019-1
				S	-	-	-	-		
				T	-	-	231,200	231,200		
165	Purchase & Installation of Stop and Street Signs for the three (3) Public Transportation Routes	San Lorenzo	2017	F	-	-	135,360	135,360	Toll Credits	Carryover FY17 \$135,360 TRAMS# 5874-2019-1
				S	-	-	-	-		
				T	-	-	135,360	135,360		
166	Purchase & Installation of Fifteen (15) Shelters for the Public Transportation Route	San Lorenzo	2017	F	-	-	48,000	48,000	Toll Credits	Carryover FY17 \$48,000 TRAMS# 5874-2019-1
				S	-	-	-	-		
				T	-	-	48,000	48,000		
167	Construction Ramps and Reconstruction Sidewalks along Trolley Route	San Lorenzo	2018	F	-	-	453,636	453,636	Toll Credits	Carryover FY2018 \$453,636 TRAMS# 5874-2019-1
				S	-	-	-	-		
				T	-	-	453,636	453,636		
168	Design & NEPA for the Construction of Transportation Buses Maintenance and Washing Machine Area	San Lorenzo	2022	F	-	-	385,000	385,000	Toll Credits	
				S	-	-	-	-		
				T	-	-	385,000	385,000		
169	Construction of Transportation Buses Maintenance and Washing Maching Area	San Lorenzo	2024	F	-	-	-	-	Toll Credits	Programmed on STIP 2023-2026
				S	-	-	-	-		
				T	-	-	-	-		
170	Radio Communication Units Five (5)	Toa Baja	2015	F	-	-	12,200	12,200	Toll Credits	Carryover Funds \$12,200 FY 2015 TRAMS# 5415-2016-1
				S	-	-	-	-		
				T	-	-	12,200	12,200		

GOVERNMENT OF PUERTO RICO
PUERTO RICO DEPARTMENT OF TRANSPORTATION AND PUBLIC WORKS
PUERTO RICO HIGHWAYS AND TRANSPORTATION AUTHORITY
TRANSPORTATION IMPROVEMENT PROGRAM
FISCAL YEARS 2019-2022
AMENDMENT #3

SECTION 5307: SAN JUAN URBANIZED AREA (SJUA)

ADMINISTRATIVE MODIFICATION # 1

Num.	Description	Grantee	Year	Annual Element				Total Estimated Cost	Source of Local Funds	Remarks
				2019	2020	2021	2022			
171	Installation of four (4) Bus Shelters for the New Routes Candelaria Arenas and Pájaros Ward	Toa Baja	2015	F	-	-	38,720	38,720	Toll Credits	Carryover Funds \$38,720 FY 2016 TRAMS# 5415-2016-1
				S	-	-	-	-		
				T	-	-	38,720	38,720		
172	Purchase of two (2) Cutaway 30 ft. 24 passenger buses for the new routes to Tren Urbano	Toa Baja	2015	F	-	-	280,000	280,000	Toll Credits	TRAMS # 5415-2016-1
				S	-	-	-	-		
				T	-	-	280,000	280,000		
173	Purchase of two(2) Paratransit Minibuses to meet additional ADA demand	Toa Baja	2017	F	-	-	128,000	128,000	Toll Credits	TRAMS # 5415-2016-1
				S	-	-	-	-		
				T	-	-	128,000	128,000		
174	Replacement of one (1) damaged Trolley and two(2) Paratransit Minibuses	Toa Baja	2015	F	-	-	544,000	544,000	Toll Credits	TRAMS # 5415-2016-1
				S	-	-	-	-		
				T	-	-	544,000	544,000		
175	Purchase of three (3) Cutaway less than 30 ft. 24 passenger buses for the new routes Candelaria Arena and Pájaros Ward	Toa Baja	2016	F	-	-	336,000	336,000	Toll Credits	TRAMS # 5415-2016-1
				S	-	-	-	-		
				T	-	-	336,000	336,000		
176	One support vehicle for oversightand support of the transit system	Toa Baja	2015	F	-	-	24,000	24,000	Toll Credits	TRAMS # 5415-2016-1
				S	-	-	-	-		
				T	-	-	24,000	24,000		
177	Reconstruction for the sidewalks and handicap ramps for East route- Two (2) Phases.	Toa Baja	2015	F	-	-	1,203,137	1,203,137	Toll Credits	TRAMS # 5415-2016-1
				S	-	-	-	-		
				T	-	-	1,203,137	1,203,137		
178	Provision for Paratransit Service in Accordance with ADA Regulations.	Toa Baja	2022	F	-	-	686,789	686,789	Toll Credits	TRAMS # 5415-2016-1
				S	-	-	-	-		
				T	-	-	686,789	686,789		
179	Preventive Maintenance Cost for Transit Fleet	Toa Baja	2022	F	-	-	182,358	182,358	Toll Credits	
				S	-	-	-	-		
				T	-	-	182,358	182,358		
180	Preventive Maintenance Municipality of Trujillo Alto	PRHTA	2022	F	-	-	59,200	59,200	Toll Credits	
				S	-	-	-	-		
				T	-	-	59,200	59,200		
181	Alcohol and Drug Test Municipality of Trujillo Alto	PRHTA	2022	F	-	-	480	480	Toll Credits	
				S	-	-	-	-		
				T	-	-	480	480		
182	Bus Stop Signs Municipality of Trujillo Alto	PRHTA	2022	F	-	-	38,384	38,384	Toll Credits	
				S	-	-	-	-		
				T	-	-	38,384	38,384		
184	Automatic Passenger Counters & GPS System Municipality of Trujillo Alto	PRHTA	2022	F	-	-	151,348	151,348	Toll Credits	
				S	-	-	-	-		
				T	-	-	151,348	151,348		
185	Preventive Maintenance for Transit Buses, Facilities and ADA Complementary Paratransit Activities	Vega Alta	2022	F	-	-	100,000	100,000	Toll Credits	
				S	-	-	-	-		
				T	-	-	100,000	100,000		
186	Operating Assistance ADA PARATRANSIT SERVICE	Vega Alta	2022	F	-	-	151,149	151,149	Toll Credits	FY 2022= \$55,408 + FY 2018 \$47,394 + FY 2019 \$48,347
				S	-	-	-	-		
				T	-	-	151,149	151,149		

GOVERNMENT OF PUERTO RICO
PUERTO RICO DEPARTMENT OF TRANSPORTATION AND PUBLIC WORKS
PUERTO RICO HIGHWAYS AND TRANSPORTATION AUTHORITY
TRANSPORTATION IMPROVEMENT PROGRAM
FISCAL YEARS 2019-2022
AMENDMENT #3
ADMINISTRATIVE MODIFICATION # 1

SECTION 5307: SAN JUAN URBANIZED AREA (SJUA)

Num.	Description	Grantee	Year	Annual Element				Total Estimated Cost	Source of Local Funds	Remarks
				2019	2020	2021	2022			
187	Acquisition and Installation of thirty (30) bus shelter for bus stops and signage.	Vega Alta	2022	F	-	-	340,000	340,000	Toll Credits	
				S	-	-	-	-		
				T	-	-	340,000	340,000		
188	Acquisition of ten (10) vehicles GPS Tracking System and monthly fees.	Vega Alta	2022	F	-	-	13,150	13,150	Toll Credits	
				S	-	-	-	-		
				T	-	-	13,150	13,150		
189	Acquisition and installation of radio communication units for ten (10) vehicles and two (2) portable communication units and license fees.	Vega Alta	2022	F	-	-	12,700	12,700	Toll Credits	
				S	-	-	-	-		
				T	-	-	12,700	12,700		
190	Acquisition of one (1) pickup and one (1) compact vehicle for administrative purpose.	Vega Alta	2022	F	-	-	65,281	65,281	Toll Credits	
				S	-	-	-	-		
				T	-	-	65,281	65,281		
191	Acquisition of eight (8) passenger counters for vehicles, software, hardware and license fees.	Vega Alta	2022	F	-	-	123,120	123,120	Toll Credits	
				S	-	-	-	-		
				T	-	-	123,120	123,120		
192	Acquisition of (4) 18-20 passengers buses for paratransit service	Vega Baja	2022	F	-	-	460,000	460,000	Toll Credits	
				S	-	-	-	-		
				T	-	-	460,000	460,000		
193	Acquisition of two 24 passengers units for fixed route	Vega Baja	2022	F	-	-	427,000	427,000	Toll Credits	
				S	-	-	-	-		
				T	-	-	427,000	427,000		
194	Transportation Services Advertising and Marketing	Vega Baja	2022	F	-	-	75,000	75,000	Toll Credits	
				S	-	-	-	-		
				T	-	-	75,000	75,000		
195	Paint and Body Works for three (3) buses of the transit fleet	Vega Baja	2019	F	-	-	8,000	8,000	Toll Credits	
				S	-	-	-	-		
				T	-	-	8,000	8,000		
196	Operating Assistance of Paratransit System in Compliance with ADA Regulations	Vega Baja	2022	F	-	-	335,346	335,346	Toll Credits	
				S	-	-	-	-		
				T	-	-	335,346	335,346		
197	Preventive Maintenance	Vega Baja	2022	F	-	-	546,802	546,802	Toll Credits	
				S	-	-	-	-		
				T	-	-	546,802	546,802		
198	Paint and Improvements for The La Placita Public Transportation Terminal	Vega Baja	2022	F	-	-	86,700	86,700	Toll Credits	
				S	-	-	-	-		
				T	-	-	86,700	86,700		
199	Bus Transit Main Maintenance Garage Expansion	Vega Baja	2022	F	-	-	1,410,952	1,410,952	Toll Credits	
				S	-	-	-	-		
				T	-	-	1,410,952	1,410,952		
200	Preventive Maintenance for vehicles	Yabucoa	2022	F	-	-	30,000	30,000	Toll Credits	Carryover FY21 \$20,000 FY22 \$10,000
				S	-	-	-	-		
				T	-	-	30,000	30,000		
201	Acquisition and Installation of Signage and Electronic Programming System along Trolley Route Street & Stops	Yabucoa	2020	F	-	-	900,000	900,000	Toll Credits	
				S	-	-	-	-		
				T	-	-	900,000	900,000		
202	Construction of Downtown Center of Transportation Terminal Phase I	Yabucoa	2019	F	-	-	2,900,000	2,900,000	Toll Credits	App 6841-2022-1
				S	-	-	-	-		
				T	-	-	2,900,000	2,900,000		
203	Acquisition of three (3) 30 feet Low Rider Buses for the replacement of two (2) mini buses and one (1) trolley	Yabucoa	2020	F	-	-	1,200,000	1,200,000	Toll Credits	App 6841-2022-1
				S	-	-	-	-		
				T	-	-	1,200,000	1,200,000		
		Total Federal Funds:			-	-	108,990,004	108,990,004		
		Total State or Local Funds:			-	-	-	-		
		Total:			-	-	108,990,004	108,990,004		



Government of Puerto Rico

Puerto Rico Department of Transportation and Public Works

Puerto Rico Highways and Transportation Authority

Statewide Transportation Improvement Program (STIP)

FEDERAL TRANSIT ADMINISTRATION (FTA)

San Juan Urbanized Area (SJUA)

(UA > 1,000,000 in Population)

Section 5307- Reprogrammed Funds

GOVERNMENT OF PUERTO RICO
 PUERTO RICO DEPARTMENT OF TRANSPORTATION AND PUBLIC WORKS
 PUERTO RICO HIGHWAYS AND TRANSPORTATION AUTHORITY
 TRANSPORTATION IMPROVEMENT PROGRAM
 FISCAL YEARS 2019-2022
 AMENDMENT #3
 ADMINISTRATIVE MODIFICATION # 1

SECTION 5307: REPROGRAMMING FUNDS SAN JUAN URBANIZED AREA

Num.	Description	Grantee	Year Apportioned	Annual Element					Total Estimated Cost	Source of Local Funds	Remarks
					2019	2020	2021	2022			
1	Employee Education Training for Security and Emergency	Guaynabo	2020	F		-	-	18,665	18,665	Toll Credit	Project will be using grants FY15 PR-90-X352
				S		-	-	-	-		
				T		-	-	18,665	18,665		
2	Employee Uniforms	Guaynabo	2020	F		-	-	27,048	27,048	Toll Credit	Project will be using Grants FY15 PR-90-X352
				S		-	-	-	-		
				T		-	-	27,048	27,048		
3	Paint and Body Works Vehicles Fleet	Guaynabo	2020	F		-	-	43,910	43,910	Toll Credit	Project will be using Grants FY15 PR-90X352
				S		-	-	-	-		
				T		-	-	43,910	43,910		
4	Rehabilitation of San Juan Pier for the Port Authority	PRPA	2020	F		-	-	68,000,000	68,000,000	Toll Credit	Federal Funds will be requested to competitive funding.
				S		-	-	-	-		
				T		-	-	68,000,000	68,000,000		
		Total Federal Funds:			-	-	-	68,089,623	68,089,623		
		Total State or Local Funds:			-	-	-	-	-		
		Total			-	-	-	68,089,623	68,089,623		



Government of Puerto Rico

Puerto Rico Department of Transportation and Public Works

Puerto Rico Highways and Transportation Authority

Statewide Transportation Improvement Program (STIP)

FEDERAL TRANSIT ADMINISTRATION (FTA)

San Juan Urbanized Area (SJUA)

(UA > 1,000,000 in Population)

Operating Assistance Special Rule

Section 5307

GOVERNMENT OF PUERTO RICO
 PUERTO RICO DEPARTMENT OF TRANSPORTATION AND PUBLIC WORKS
 PUERTO RICO HIGHWAYS AND TRANSPORTATION AUTHORITY
 TRANSPORTATION IMPROVEMENT PROGRAM
 FISCAL YEARS 2019-2022
 AMENDMENT #3
 ADMINISTRATIVE MODIFICATION # 1

SECTION 5307: FTA OPERATING ASSISTANCE SPECIAL RULE, SAN JUAN URBANIZED AREA

Num.	Description	Grantee	Year Apportioned	Annual Element				Total Estimated Cost	Source of Local Funds	Remarks
					2019	2020	2021	2022		
1	Operating Assistance Special Rule	PRHTA/ATI	2022	F		-	-	1,661,361		Carryover Funds \$1,661,361 FY 2015
				S		-	-	-		
				T		-	-	1,661,361		
2	Operating Assistance Special Rule	MBA	2021	F		-	-	5,676,089		Carryover funds FY 2021 \$2,883,403 FY2022 is \$2,792,686
				S		-	-	-		
				T		-	-	5,676,089		
3	Operating Assistance Special Rule	Bayamón	2020	F		-	-	214,392		FY 2020
				S		-	-	-		
				T		-	-	214,392		
4	Operating Assistance Special Rule	Carolina	2019	F		-	-	-		Programmed on STIP 2023-2026
				S		-	-	-		
				T		-	-	-		
5	Operating Assistance Special Rule	Cayey	2022	F		-	-	110,301		FY 2020-67,417 FY 2021-42,884
				S		-	-	-		
				T		-	-	110,301		
6	Operating Assistance Special Rule	Dorado	2022	F		-	-	184,693		Application #1970-2021-2 (\$94,312) Carryover funds FY2017 Partial allocation \$31,840 FY2018 \$62,472 and FY2019 \$90,381
				S		-	-	-		
				T		-	-	184,693		
7	Operating Assistance Special Rule	Guaynabo	2018	F			-	656,251		Carryover Funds FY 18 \$318,989 & FY19 \$337,262. TRAMS # 1905-2020-1
				S			-	-		
				T			-	656,251		

GOVERNMENT OF PUERTO RICO
PUERTO RICO DEPARTMENT OF TRANSPORTATION AND PUBLIC WORKS
PUERTO RICO HIGHWAYS AND TRANSPORTATION AUTHORITY
TRANSPORTATION IMPROVEMENT PROGRAM
FISCAL YEARS 2019-2022
AMENDMENT #3
ADMINISTRATIVE MODIFICATION # 1

SECTION 5307: FTA OPERATING ASSISTANCE SPECIAL RULE, SAN JUAN URBANIZED AREA

Num.	Description	Grantee	Year Apportioned	Annual Element					Total Estimated Cost	Source of Local Funds	Remarks
					2019	2020	2021	2022			
8	Operating Assistance Special Rule	Humacao	2014	F		-	-	149,268	149,268		Carryover Funds \$50,026 FY 2014, \$47,701 FY 2015 & \$51,541 in Application under FTA Consideration TrAMS # 5567-2017-1
				S		-	-	-	-		
				T		-	-	149,268	149,268		
9	Operating Assistance Special Rule	Juncos	2018	F		-	-	128,558	128,558		Carryover Funds FY17 \$80,258, FY18 \$48,300
				S		-	-	-	-		
				T		-	-	128,558	128,558		
10	Special Rule FY 2021 Operating Assistance	Juncos	2022	F			-	-	-		Programmed on STIP 2023-2026
				S			-	-	-		
				T			-	-	-		
11	Operating Assistance Special Rule	Manatí	2022	F		-	-	155,571	155,571		Special Rule 2021 FY18 \$41,264 FY19 \$56,535 FY20 \$57,772
				S		-	-	-	-		
				T		-	-	155,571	155,571		
12	Operating Assistance Special Rule	San Lorenzo	2022	F		-	-	365,939	365,939		FY18 \$93,817 FY19 \$96,877 FY20 \$175,245
				S		-	-	-	-		
				T		-	-	365,939	365,939		
13	Operating Assistance Special Rule	Toa Baja	2022	F		-	-	778,594	778,594		
				S		-	-	-	-		
				T		-	-	778,594	778,594		
14	Operating Assistance Special Rule	Vega Alta	2018	F		-	-	220,077	220,077		FY21 \$78,277 FY20 \$71,667 FY19 \$70,133
				S		-	-	-	-		
				T		-	-	220,077	220,077		
15	Operating Assistance Special Rule	Vega Baja	2022	F			-	163,038	163,038		Carryover Funds FY17, FY18 & FY19 Transfer FY 2021 to 2023
				S			-	-	-		
				T			-	163,038	163,038		
		Total Federal Funds:		-	-	-	10,464,132	10,464,132			
		Total State or Local Funds:		-	-	-	-	-			
		Total:		-	-	-	10,464,132	10,464,132			



Government of Puerto Rico

Puerto Rico Department of Transportation and Public Works
Puerto Rico Highways and Transportation Authority

Statewide Transportation Improvement Program (STIP)

FEDERAL TRANSIT ADMINISTRATION (FTA)

San Juan Urbanized Area (SJUA)

(UA > 1,000,000 in Population)

Section 5310

GOVERNMENT OF PUERTO RICO
PUERTO RICO DEPARTMENT OF TRANSPORTATION AND PUBLIC WORKS
PUERTO RICO HIGHWAYS AND TRANSPORTATION AUTHORITY
TRANSPORTATION IMPROVEMENT PROGRAM
FISCAL YEARS 2019-2022
AMENDMENT #3
ADMINISTRATIVE MODIFICATION # 1

SECTION 5310: ELDERLY AND PERSONS WITH DISABILITIES PROGRAM, SAN JUAN URBANIZED AREA

Num.	Description	Grantee	Year Apportioned	Annual Element				Total Estimated Cost	Source of Local Funds	Remark
					2019	2020	2021	2022		
1	Acquisition of one (1) Passenger Mini Bus Servicios Comunitarios Santa Cruz	PRHTA	2022	F		-	-	89,000	89,000	Toll Credits
				S		-	-	-	-	
				T		-	-	89,000	89,000	
2	Preventive Maintenance for the Municipality of Canóvanas	PRHTA	2022	F				63,000	63,000	Toll Credits
				S				-	-	
				T				63,000	63,000	
3	P.A. System for Vehicles for the Municipality of Canóvanas	PRHTA	2022	F		-	-	4,895	4,895	Toll Credits
				S		-	-	-	-	
				T		-	-	4,895	4,895	
4	Automatic Passenger Counting and GPS for the Municipality of Canóvanas	PRHTA	2022	F		-	-	46,636	46,636	Toll Credits
				S		-	-	-	-	
				T		-	-	46,636	46,636	
5	Operating Assistance for the Municipality of Canóvanas	PRHTA	2022	F				90,635	90,635	Toll Credits
				S				-	-	
				T				90,635	90,635	
6	Employee Uniforms for the Municipality of Canóvanas	PRHTA	2022	F				2,400	2,400	Toll Credits
				S					-	
				T		-	-	2,400	2,400	
7	Drugs and Alcohol Test for the Municipality of Canóvanas	PRHTA	2022	F		-	-	560	560	Toll Credits
				S		-	-	-	-	
				T		-	-	560	560	

GOVERNMENT OF PUERTO RICO
PUERTO RICO DEPARTMENT OF TRANSPORTATION AND PUBLIC WORKS
PUERTO RICO HIGHWAYS AND TRANSPORTATION AUTHORITY
TRANSPORTATION IMPROVEMENT PROGRAM
FISCAL YEARS 2019-2022
AMENDMENT #3
ADMINISTRATIVE MODIFICATION # 1

SECTION 5310: ELDERLY AND PERSONS WITH DISABILITIES PROGRAM, SAN JUAN URBANIZED AREA

Num.	Description	Grantee	Year Apportioned	Annual Element					Total Estimated Cost	Source of Local Funds	Remark
					2019	2020	2021	2022			
8	Vehicles Licence and Registration for Six (6) Vehicles for the Municipality of Canóvanas	PRHTA	2022	F		-	-	740	740	Toll Credits	
				S		-	-	-	-		
				T		-	-	740	740		
9	Insurance Cost for Transportation Systems Fleet and Public Terminal Structure - Municipality of Canóvanas	PRHTA	2022	F		-	-	60,000	60,000	Toll Credits	
				S		-	-	-	-		
				T		-	-	60,000	60,000		
10	Operating Assistance 5310 Municipality of Ciales	PRHTA	2022	F		-	-	141,271	141,271	Toll Credits	
				S		-	-	-	-		
				T		-	-	141,271	141,271		
11	Radio System 5310 for 4 vehicles Municipality of Ciales	PRHTA	2022	F		-	-	9,865	9,865	Toll Credits	
				S		-	-	-	-		
				T		-	-	9,865	9,865		
12	Vehicle wrapping for branding Municipality of Ciales	PRHTA	2022	F		-	-	12,195	12,195	Toll Credits	
				S		-	-	-	-		
				T		-	-	12,195	12,195		
13	Compact Air Purifier & 3-in-1 Vehicle Deodorizer for Municipality of Ciales	PRHTA	2022	F		-	-	4,548	4,548	Toll Credits	
				S		-	-	-	-		
				T		-	-	4,548	4,548		
14	Adquisition of two minibuses for sixteen (16) passengers with ADA compliance for the Municipality of Gurabo	PRHTA	2022	F		-	-	179,954	179,954	Toll Credits	
				S		-	-	-	-		
				T		-	-	179,954	179,954		
15	Adquisition of one smaller van vehicle for eleven (11) passengers with ADA compliance for the Municipality of Gurabo	PRHTA	2022	F		-	-	96,500	96,500	Toll Credits	
				S		-	-	-	-		
				T		-	-	96,500	96,500		

GOVERNMENT OF PUERTO RICO
PUERTO RICO DEPARTMENT OF TRANSPORTATION AND PUBLIC WORKS
PUERTO RICO HIGHWAYS AND TRANSPORTATION AUTHORITY
TRANSPORTATION IMPROVEMENT PROGRAM
FISCAL YEARS 2019-2022
AMENDMENT #3
ADMINISTRATIVE MODIFICATION # 1

SECTION 5310: ELDERLY AND PERSONS WITH DISABILITIES PROGRAM, SAN JUAN URBANIZED AREA

Num.	Description	Grantee	Year Apportioned	Annual Element				Total Estimated Cost	Source of Local Funds	Remark
					2019	2020	2021	2022		
16	Purshase and Installation of three (3) GPS Tracking System for the Municipality of Gurabo	PRHTA	2023	F			-	-	-	Toll Credits Programmed on STIP 2023-2026
				S			-	-	-	
				T			-	-	-	
17	Purshase and Installation of three (3) Radio Communication System for the Municipality of Gurabo	PRHTA	2023	F			-	-	-	Toll Credits Programmed on STIP 2023-2026
				S			-	-	-	
				T			-	-	-	
18	Preventive Maintenance for the Instituto Psicopedagógico de PR	PRHTA	2022	F				1,500	1,500	Toll Credits
				S				-	-	
				T				1,500	1,500	
19	Operating Assistance for the Instituto Psicopedagógico de PR	PRHTA	2022	F				29,108	29,108	Toll Credits
				S				-	-	
				T				29,108	29,108	
20	Insurance and License for the Instituto Psicopedagógico de PR	PRHTA	2022	F				136	136	Toll Credits
				S					-	
				T				136	136	
21	Acquisition of two (2) vehicles Municipality of Salinas	PRHTA	2022	F		-	-	193,000	193,000	Toll Credits
				S		-	-	-	-	
				T		-	-	193,000	193,000	
22	Preventive Maintenance for two (2) Existing Vehicles Municipality of Salinas	PRHTA	2022	F		-	-	15,136	15,136	Toll Credits
				S		-	-	-	-	
				T		-	-	15,136	15,136	
23	Operational Assistance (Salaries, Fuel, Insurance and License Fee) Municipality of Salinas	PRHTA	2022	F				70,026	70,026	Toll Credits Salaries \$142,357 Fuel \$49500 Insurances & Licenses Fees \$18,222
				S				-	-	
				T				70,026	70,026	

GOVERNMENT OF PUERTO RICO
PUERTO RICO DEPARTMENT OF TRANSPORTATION AND PUBLIC WORKS
PUERTO RICO HIGHWAYS AND TRANSPORTATION AUTHORITY
TRANSPORTATION IMPROVEMENT PROGRAM
FISCAL YEARS 2019-2022
AMENDMENT #3
ADMINISTRATIVE MODIFICATION # 1

SECTION 5310: ELDERLY AND PERSONS WITH DISABILITIES PROGRAM, SAN JUAN URBANIZED AREA

Num.	Description	Grantee	Year Apportioned	Annual Element					Total Estimated Cost	Source of Local Funds	Remark
					2019	2020	2021	2022			
24	Adquisition of eight (8) transit type vehicles with ADA accesibility for the Municipality of San Juan	PRHTA	2022	F		-	-	772,600	772,600	Toll Credits	
				S		-	-		-		
				T		-	-	772,600	772,600		
25	Operating Assistance for the Municipality of San Juan	PRHTA	2024	F		-		-	-	Toll Credits	Programmed on STIP 2023-2026
				S		-		-	-		
				T		-		-	-		
26	Drug and Alcohol Test for the Municipality of San Juan	PRHTA	2024	F		-		-	-	Toll Credits	Programmed on STIP 2023-2026
				S		-		-	-		
				T		-		-	-		
27	Adquisition of Radios and GPS for the Municipality of San Juan	PRHTA	2024	F		-		-	-	Toll Credits	Programmed on STIP 2023-2026
				S		-		-	-		
				T		-		-	-		
28	Acquisition of One (1) Mini Bus for capacity of 16 passenger for the Municipality of Toa Alta	PRHTA	2022	F		-	-	89,000	89,000	Toll Credits	
				S		-	-	-	-		
				T		-	-	89,000	89,000		
29	Preventive Maintenance for the Municipality of Toa Alta	PRHTA	2022	F		-	-	1,200	1,200	Toll Credits	
				S		-	-	-	-		
				T		-	-	1,200	1,200		
30	Operating Assistance for the Municipality of Toa Alta	PRHTA	2022	F		-	-	13,452	13,452	Toll Credits	
				S		-	-	-	-		
				T		-	-	13,452	13,452		

GOVERNMENT OF PUERTO RICO
PUERTO RICO DEPARTMENT OF TRANSPORTATION AND PUBLIC WORKS
PUERTO RICO HIGHWAYS AND TRANSPORTATION AUTHORITY
TRANSPORTATION IMPROVEMENT PROGRAM
FISCAL YEARS 2019-2022
AMENDMENT #3
ADMINISTRATIVE MODIFICATION # 1

SECTION 5310: ELDERLY AND PERSONS WITH DISABILITIES PROGRAM, SAN JUAN URBANIZED AREA

Num.	Description	Grantee	Year Apportioned	Annual Element				Total Estimated Cost	Source of Local Funds	Remark
					2019	2020	2021	2022		
31	Operational Assistance - Administrative Employee Salary Waves Ahead - Maunabo	PRHTA	2022	F		-	-	17,500	17,500	Toll Credits
				S		-	-	-	-	
				T		-	-	17,500	17,500	
32	Operational Assistance Driver Salary Waves Ahead - Maunabo	PRHTA	2022	F		-	-	22,000	22,000	Toll Credits
				S		-	-	-	-	
				T		-	-	22,000	22,000	
33	Preventive Maintenance Waves Ahead - Maunabo	PRHTA	2022	F		-	-	5,300	5,300	Toll Credits
				S		-	-	-	-	
				T		-	-	5,300	5,300	
34	Acquisiton of Cameras and GPS Waves Ahead - Maunabo	PRHTA	2022	F		-	-	2,000	2,000	Toll Credits
				S		-	-	-	-	
				T		-	-	2,000	2,000	
35	Operating Assistance - Fuel Waves Ahead - Maunabo	PRHTA	2022	F		-	-	7,500	7,500	Toll Credits
				S		-	-	-	-	
				T		-	-	7,500	7,500	
36	Operating Assistance Inspection Fees Waves Ahead - Maunabo	PRHTA	2022	F		-	-	150	150	Toll Credits
				S		-	-	-	-	
				T		-	-	150	150	

GOVERNMENT OF PUERTO RICO
PUERTO RICO DEPARTMENT OF TRANSPORTATION AND PUBLIC WORKS
PUERTO RICO HIGHWAYS AND TRANSPORTATION AUTHORITY
TRANSPORTATION IMPROVEMENT PROGRAM
FISCAL YEARS 2019-2022
AMENDMENT #3
ADMINISTRATIVE MODIFICATION # 1

SECTION 5310: ELDERLY AND PERSONS WITH DISABILITIES PROGRAM, SAN JUAN URBANIZED AREA

Num.	Description	Grantee	Year Apportioned	Annual Element				Total Estimated Cost	Source of Local Funds	Remark
					2019	2020	2021	2022		
37	Training for Employees - Waves Ahead Corp. in the Municipality of Maunabo	PRHTA	2022	F		-	-	2,000	2,000	Toll Credits
				S		-	-	-	-	
				T		-	-	2,000	2,000	
38	Acquisition of One (1) Mini Bus (16-passengers) for Waves Ahead Corp. in the Municipality of Maunabo	PRHTA	2022	F		-	-	95,000	95,000	Toll Credits
				S		-	-	-	-	
				T		-	-	95,000	95,000	
39	Insurances Waves Ahead - Maunabo	PRHTA	2022	F		-	-	800	800	Toll Credits
				S		-	-	-	-	
				T		-	-	800	800	
40	Mobile and Internet Waves Ahead - Maunabo	PRHTA	2022	F		-	-	900	900	Toll Credits
				S		-	-	-	-	
				T		-	-	900	900	
41	Indirect Cost 10% Waves Ahead - Maunabo	PRHTA	2022	F		-	-	14,165	14,165	Toll Credits
				S		-	-	-	-	
				T		-	-	14,165	14,165	
				F		-	-	2,154,672	2,154,672	
				S		-	-	-	-	
				T		-	-	2,154,672	2,154,672	



Government of Puerto Rico

Puerto Rico Department of Transportation and Public Works

Puerto Rico Highways and Transportation Authority

Statewide Transportation Improvement Program (STIP)

FEDERAL TRANSIT ADMINISTRATION (FTA)

San Juan Urbanized Area (SJUA)

(UA > 1,000,000 in Population)

Section 5329

GOVERNMENT OF PUERTO RICO
 PUERTO RICO DEPARTMENT OF TRANSPORTATION AND PUBLIC WORKS
 PUERTO RICO HIGHWAYS AND TRANSPORTATION AUTHORITY
 STATEWIDE TRANSPORTATION IMPROVEMENT PROGRAM
 FISCAL YEARS 2019-2022
 AMENDMENT #3
 ADMINISTRATIVE MODIFICATION # 1

SECTION 5329: STATE SAFETY OVERSIGHT PROGRAM, SAN JUAN URBANIZED AREA

Num.	Description	Grantee	Year Apportioned		Annual Element				Total Estimated Cost	Source of Local Funds	Remarks
					2019	2020	2021	2022			
1	State Safety Oversight Program	PREMA	2018	F		-	-	\$ 1,012,646.00	\$ 1,012,646.00		FY 2020 - 2022 Carryover Funds
				S		-	-	\$ 253,161.50	\$ 253,161.50		
				T		-	-	\$ 1,265,807.50	\$ 1,265,807.50		
		Total Federal Funds:						\$ 1,012,646.00	\$ 1,012,646.00		
		Total State or Local Funds:						\$ 253,161.50	\$ 253,161.50		
		Total						\$ 1,265,807.50	\$ 1,265,807.50		



Government of Puerto Rico

Puerto Rico Department of Transportation and Public Works

Puerto Rico Highways and Transportation Authority

Statewide Transportation Improvement Program (STIP)

FEDERAL TRANSIT ADMINISTRATION (FTA)

San Juan Urbanized Area (SJUA)

(UA > 1,000,000 in Population)

Section 5337

GOVERNMENT OF PUERTO RICO
 PUERTO RICO DEPARTMENT OF TRANSPORTATION AND PUBLIC WORKS
 PUERTO RICO HIGHWAYS AND TRANSPORTATION AUTHORITY
 STATEWIDE TRANSPORTATION IMPROVEMENT PROGRAM
 FISCAL YEARS 2019-2022
 AMENDMENT #3
 ADMINISTRATIVE MODIFICATION # 1

SECTION 5337: HIGH INTENSITY FIXED GUIDEWAY STATE OF GOOD REPAIR, SAN JUAN URBANIZED AREA

Num.	Description	Grantee	Year Apportioned	Annual Element					Total Estimated Cost	Source of Local Funds	Remarks
					2019	2020	2021	2022			
1	Heavy Preventive Maintenance (HPM) 720 for Tren Urbano	PRHTA/ATI-TU	2020	F	-			8,000,000	8,000,000	Toll Credits	FY2023 \$8,000,000, FY2024 \$8,000,000 FY25 \$8,000,000- Programmed on STIP 2023-2026
				S	-				-		
				T	-			8,000,000	8,000,000		
2	Bridge Inspection for TU	PRHTA/ATI-TU	2022	F				2,500,000	2,500,000	Toll Credits	Funds requested are for the following systems: Tren Urbano and Intermodal. Includes inspectin for high tension cables, splices, and acquisition of truck.
				S				-	-		
				T				2,500,000	2,500,000		
3	Bus replacement for five (5) vehicles for Intermodal	PRHTA/ATI-TU	2023	F				-	-	Toll Credits	As established in the bus fleet replacement plan. (\$500,000 x 5 vehicles=\$2.5M) Funds requested are for the following systems: Tren Urbano and Intermodal.- Programmed on STIP 2023-2026
				S				-	-		
				T				-	-		
		Total Federal Funds:				-	-	10,500,000	10,500,000		
		Total State or Local Funds:				-	-	-	-		
		Total				-	-	10,500,000	10,500,000		



Government of Puerto Rico

Puerto Rico Department of Transportation and Public Works

Puerto Rico Highways and Transportation Authority

Statewide Transportation Improvement Program (STIP)

FEDERAL TRANSIT ADMINISTRATION (FTA)

San Juan Urbanized Area (SJUA)

(UA > 1,000,000 in Population)

Section 5339

GOVERNMENT OF PUERTO RICO
PUERTO RICO DEPARTMENT OF TRANSPORTATION AND PUBLIC WORKS
PUERTO RICO HIGHWAYS AND TRANSPORTATION AUTHORITY
STATEWIDE TRANSPORTATION IMPROVEMENT PROGRAM
FISCAL YEAR 2019-2022
AMENDMENT #3
ADMINISTRATIVE MODIFICATION # 1

SECTION 5339: BUS AND BUS FACILITIES PROGRAM, SAN JUAN URBANIZED AREA

Num.	Description	Grantee	Year Apportioned	Annual Element				Total Estimated Cost	Source of Local Funds	Remarks
				2019	2020	2021	2022			
1	Replacement of Thirty-Six (36) Trolley Bus Stops, Phase 1	Bayamón	2018	F	-	-	176,000	176,000	Toll Credit	Carryover Funds FY 2018
				S	-	-	-	-		
				T	-	-	176,000	176,000		
2	Replacement of 2 Trolley Vehicles	Bayamón	2022	F	-	-	425,000	425,000	Toll Credit	
				S	-	-	-	-		
				T	-	-	425,000	425,000		
3	Acquisition of two (2) vehicles GPS	Caguas	2020	F	-	-	869	869	Toll Credits	TRAMS# 2417-2021-1
				S	-	-	-	-		
				T	-	-	869	869		
4	Acquisition of four (8) mini-buses for replacement (24 passenger capacity)	Caguas	2020	F	-	-	1,360,000	1,360,000	Toll Credits	Carryover Funds FY20 TRAMS #2417-2021-1
				S	-	-	-	-		
				T	-	-	1,360,000	1,360,000		
5	Acquisition of twenty (20) Automatic Passenger Counting	Caguas	2020	F	-	-	95,000	95,000	Toll Credits	Carryover Funds FY20 TRAMS # 2417-2021-1
				S	-	-	-	-		
				T	-	-	95,000	95,000		
6	Purchases of Equipment and Tools for the Municipality Garage	Carolina	2020	F	-	-	62,000	62,000	Toll Credits	Carryover Funds FY20 TRAMS #2038-2020-3 \$62,000 (P4)
				S	-	-	-	-		
				T	-	-	62,000	62,000		
7	Purchases of Electronic Equipment and Accessories for Transportation Services Offices	Carolina	2020	F	-	-	2,500	2,500	Toll Credits	Carryover Funds FY20 TRAMS #2038-2020-3 \$2,500 (P4)
				S	-	-	-	-		
				T	-	-	2,500	2,500		
8	Acquisition of Four (4) New Transit Buses for Two (2) Routes Expansion: Terminal Iturregui-Plaza Escorial & Terminal Iturregui-Vistamar Marina	Carolina	2022	F	-	-	1,887,904	1,887,904	Toll Credits	Subject to Transportation Study
				S	-	-	-	-		
				T	-	-	1,887,904	1,887,904		
9	Acquisition and Installation of Bus Stop Signage for Two (2) Routes Expansion: Terminal Iturregui-Plaza Escorial & Terminal Iturregui-Vistamar Marina	Carolina	2022	F	-	-	29,600	29,600	Toll Credits	Subject to Transportation Study
				S	-	-	-	-		
				T	-	-	29,600	29,600		
10	Acquisition of two (2) 30 feet Low Rider Buses of 31 passengers for the replacement of two (2) 30 feet Trolleys	Cayey	2020	F	-	-	1,000,000	1,000,000	Toll Credits	
				S	-	-	-	-		
				T	-	-	1,000,000	1,000,000		

GOVERNMENT OF PUERTO RICO
PUERTO RICO DEPARTMENT OF TRANSPORTATION AND PUBLIC WORKS
PUERTO RICO HIGHWAYS AND TRANSPORTATION AUTHORITY
STATEWIDE TRANSPORTATION IMPROVEMENT PROGRAM
FISCAL YEAR 2019-2022
AMENDMENT #3
ADMINISTRATIVE MODIFICATION # 1

SECTION 5339: BUS AND BUS FACILITIES PROGRAM, SAN JUAN URBANIZED AREA

Num.	Description	Grantee	Year Apportioned		Annual Element				Total Estimated Cost	Source of Local Funds	Remarks
					2019	2020	2021	2022			
11	Design for the Renovation of Public Terminal Mercedes Ortiz	Cayey	2021	F		-	-	472,500	472,500	Toll Credits	App # 5584-2022-1
				S		-	-	-	-		
				T		-	-	472,500	472,500		
12	Design for the Renovation of Public Terminal Jhonny Toledo	Cayey	2021	F		-	-	472,500	472,500	Toll Credits	App # 5584-2022-1
				S		-	-	-	-		
				T		-	-	472,500	472,500		
13	Acquisition of Equipment for the Maintenance of Transit Fleet	Ciales	2017	F		-	-	10,000	10,000	Toll Credit	Carryover Funds FY17
				S		-	-	-	-		
				T		-	-	10,000	10,000		
14	Purchase of Communication Equipment - One Mobile Radio	Ciales	2017	F		-	-	17,500	17,500	Toll Credit	Carryover Funds FY17
				S		-	-	-	-		
				T		-	-	17,500	17,500		
15	Additional Funds for Security Camaras - Ing. Angel Cabiya Terminal	Ciales	2022	F		-	-	4,947	4,947	Toll Credit	Budget Revision Increase Grant PR-2020-036
				S		-	-	-	-		
				T		-	-	4,947	4,947		
16	Acquisition of Two (2) Passenger Trolleys with Handicap Ramp for Replacement	Cidra	2018	F		-	-	270,320	270,320	Toll Credit	Carryover Funds FY18 TRAMS # 5654-2019-1
				S		-	-	-	-		
				T		-	-	270,320	270,320		
17	Installation for 25 Cameras Surveillance System for Transit Vehicle	Guaynabo	2020	F		-	-	100,000	100,000	Toll Credits	TRAMS Application # 1905-2020-1 Status: In progress
				S		-	-	-	-		
				T		-	-	100,000	100,000		
18	Installation of camera surveillance system for the Public Transportation Terminal	Juncos	2019	F		-	-	6,000	6,000	Toll Credit	Carryover fund FY 2019
				S		-	-	-	-		
				T		-	-	6,000	6,000		
19	Construction of seven (7) bus shelters along main transit route	Juncos	2019	F		-	-	38,000	38,000	Toll Credit	Carryover fund FY 2019
				S		-	-	-	-		
				T		-	-	38,000	38,000		
20	Maintanance Facilities Building	MBA	2023	F			-	-	-	Toll Credits	TRAMS #5489-2020-25- Programmed on STIP 2023-2026
				S			-	-	-		
				T			-	-	-		
21	Bus stops nigteen (19) for Universidad Sagrado Corazón	PRHTA	2020	F		-	-	76,987	76,987	Toll Credits	TRAMS #5489-2020-41
				S		-	-	-	-		
				T		-	-	76,987	76,987		

GOVERNMENT OF PUERTO RICO
PUERTO RICO DEPARTMENT OF TRANSPORTATION AND PUBLIC WORKS
PUERTO RICO HIGHWAYS AND TRANSPORTATION AUTHORITY
STATEWIDE TRANSPORTATION IMPROVEMENT PROGRAM
FISCAL YEAR 2019-2022
AMENDMENT #3
ADMINISTRATIVE MODIFICATION # 1

SECTION 5339: BUS AND BUS FACILITIES PROGRAM, SAN JUAN URBANIZED AREA

Num.	Description	Grantee	Year Apportioned		Annual Element				Total Estimated Cost	Source of Local Funds	Remarks
					2019	2020	2021	2022			
22	Purchase and Installation of Automatic Passenger Counters (APC)	Toa Baja	2020	F		-	-	50,455	50,455	Toll Credits	Carryover Fund FY 2020
				S		-	-	-	-		
				T		-	-	50,455	50,455		
23	Purchase and Installation of twenty (20) GPS Tracking System	Toa Baja	2020	F		-	-	13,977	13,977	Toll Credits	Carryover Fund FY 2020
				S		-	-	-	-		
				T		-	-	13,977	13,977		
24	Additional Funds for Improvements of Terminal Héctor Joy Sandin Phase II	Vega Baja	2022	F			-	-	-	Toll Credits	Programmed on STIP 2023-2026
				S			-	-	-		
				T			-	-	-		
25	Appraisal of Facilities	Vega Baja	2022	F		-	-	45,420	45,420	Toll Credits	
				S		-	-	-	-		
				T		-	-	45,420	45,420		
26	Radio Communication System and monthly fees	Toa Baja	2020	F		-	-	11,229	11,229	Toll Credits	Carryover Fund FY 2020
				S		-	-	-	-		
				T		-	-	11,229	11,229		
27	Purchase and Installation Bus Stop	Toa Baja	2020	F		-	-	13,750	13,750	Toll Credits	Carryover Fund FY 2020
				S		-	-	-	-		
				T		-	-	13,750	13,750		
28	Repair and Upgrade of the Hector Joy Sandin Transportation	Vega Baja	2021	F		-	-	531,686	531,686	Toll Credits	
				S		-	-	-	-		
				T		-	-	531,686	531,686		
		Total Federal Funds:		F		-	-	7,174,144	7,174,144		
		Total State or Local Funds:		S							
		Total		T		-	-	7,174,144	7,174,144		



Government of Puerto Rico

Puerto Rico Department of Transportation and Public Works
Puerto Rico Highways and Transportation Authority

Statewide Transportation Improvement Program (STIP)

FEDERAL TRANSIT ADMINISTRATION (FTA)

San Juan Urbanized Area (SJUA)

(UA > 1,000,000 in Population)

***Section 5339- Discretionary Grants for Buses and
Bus Facilities Project***

GOVERNMENT OF PUERTO RICO
 PUERTO RICO DEPARTMENT OF TRANSPORTATION AND PUBLIC WORKS
 PUERTO RICO HIGHWAYS AND TRANSPORTATION AUTHORITY
 STATEWIDE TRANSPORTATION IMPROVEMENT PROGRAM
 FISCAL YEARS 2019-2022
 AMENDMENT #3
 ADMINISTRATIVE MODIFICATION # 1

SECTION 5339: Discretionary Funds FY 2020 Grants for Buses and Bus Facilities Project

Num.	Description	Grantee	Year	Annual Element					Total Estimated Cost	Source of Local Funds	Remarks
					2019	2020	2021	2022			
1	Purchase of new (8) buses to replace old buses	Carolina	2020	F		-	-	2,482,880	2,482,880	Toll Credit	FY 2020 Grants for Buses and Bus Facilities Project
				S		-	-	-	-		
				T		-	-	2,482,880	2,482,880		
		Total Federal Funds:				-	-	2,482,880	2,482,880		
		Total State or Local Funds:				-	-	-	-		
		Total				-	-	2,482,880	2,482,880		



Government of Puerto Rico

Puerto Rico Department of Transportation and Public Works
Puerto Rico Highways and Transportation Authority

Statewide Transportation Improvement Program (STIP)

FEDERAL TRANSIT ADMINISTRATION (FTA)

San Juan Urbanized Area (SJUA)

(UA > 1,000,000 in Population)

Section 5339- State

GOVERNMENT OF PUERTO RICO
 PUERTO RICO DEPARTMENT OF TRANSPORTATION AND PUBLIC WORKS
 PUERTO RICO HIGHWAYS AND TRANSPORTATION AUTHORITY
 STATEWIDE TRANSPORTATION IMPROVEMENT PROGRAM
 FISCAL YEARS 2019-2022
 AMENDMENT #3
 ADMINISTRATIVE MODIFICATION # 1

SECTION 5339: State

Num.	Description	Grantee	Year Apportioned	Annual Element				Total Estimated Cost	Source of Local Funds	Remarks
				2019	2020	2021	2022			
1	State Project - Section 5339	PRHTA	2022	F			500,000	500,000		
				S				-		
				T		-	500,000	500,000		
		Total Federal Funds:	F		-	-	500,000	500,000		
		Total State or Local Funds:	S		-	-	-	-		
		Total	T		-	-	500,000	500,000		



Government of Puerto Rico

Puerto Rico Department of Transportation and Public Works

Puerto Rico Highways and Transportation Authority

Statewide Transportation Improvement Program (STIP)
Fiscal Years 2019-2022

FEDERAL TRANSIT ADMINISTRATION (FTA)

San Juan Urbanized Area (SJUA)
(UA > 1,000,000 in Population)

Emergency Relief Program
Section 5324

GOVERNMENT OF PUERTO RICO
 PUERTO RICO DEPARTMENT OF TRANSPORTATION AND PUBLIC WORKS
 PUERTO RICO HIGHWAYS AND TRANSPORTATION AUTHORITY
 STATEWIDE TRANSPORTATION IMPROVEMENT PROGRAM
 FISCAL YEARS 2019-2022
 AMENDMENT #3
 ADMINISTRATIVE MODIFICATION # 1

SECTION 5324: Emergency Relief Program

Num.	Description	Grantee	Year Apportioned		Annual Element				Total Estimated Cost	Source of Local Funds	Remarks
					2019	2020	2021	2022			
1	Back Up Generators Tren Urbano	PRHTA	2022	F		-	-	\$ 25,721,000.00	\$ 25,721,000.00		
				S		-	-		\$ -		
				T		-	-	\$ 25,721,000.00	\$ 25,721,000.00		
		Total Federal Funds:					\$ 25,721,000.00	\$ 25,721,000.00			
		Total State or Local Funds:									
		Total					\$ 25,721,000.00	\$ 25,721,000.00			



Government of Puerto Rico

Puerto Rico Department of Transportation and Public Works

Puerto Rico Highways and Transportation Authority

Statewide Transportation Improvement Program (STIP)
Fiscal Years 2019-2022

FEDERAL TRANSIT ADMINISTRATION (FTA)

San Juan Urbanized Area (SJUA)
(UA>1,000,000 in Population)

Discretionary Funds- FY 2017 Bus and Bus Facilities Projects

GOVERNMENT OF PUERTO RICO
PUERTO RICO DEPARTMENT OF TRANSPORTATION AND PUBLIC WORKS
PUERTO RICO HIGHWAYS AND TRANSPORTATION AUTHORITY
STATEWIDE TRANSPORTATION IMPROVEMENT PROGRAM
FISCAL YEARS 2019 - 2022
AMENDMENT #3
ADMINISTRATIVE MODIFICATION # 1

Discretionary Funds- FY2017 Bus and Bus Facilities Projects

Num.	Description	Grantee	Year Apportioned	Annual Element		Three Years Program			Total	Project Justification	Source of Local Funds	Remarks
					2019	2020	2021	2022	Est. Cost			
1	Renovation to the Francisco Pererira Transportation Terminal and replace non-ADA compliant vans	Caguas	2017	F				2,600,000	2,600,000			Carryover funds FY2017. D2017-BUSC-097
				S								
				T				2,600,000	2,600,000			
Total Federal Funds:						-	-	2,600,000	2,600,000			
Total State or Local Funds:						-	-	-	-			
Total						-	-	2,600,000	2,600,000			



Government of Puerto Rico

Puerto Rico Department of Transportation and Public Works

Puerto Rico Highways and Transportation Authority

Statewide Transportation Improvement Program (STIP)

FEDERAL TRANSIT ADMINISTRATION (FTA)

San Juan Urbanized Area (SJUA)

COVID-19 Funding (CARES/CRRSAA/ARPA)

GOVERNMENT OF PUERTO RICO
 PUERTO RICO DEPARTMENT OF TRANSPORTATION AND PUBLIC WORKS
 PUERTO RICO HIGHWAYS AND TRANSPORTATION AUTHORITY
 STATEWIDE TRANSPORTATION IMPROVEMENT PROGRAM
 FISCAL YEARS 2019-2022
 AMENDMENT #3
 ADMINISTRATIVE MODIFICATION # 1

SECTION 5307: COVID Funds (CARES/CRRSAA/ARPA)- SAN JUAN URBANIZED AREA

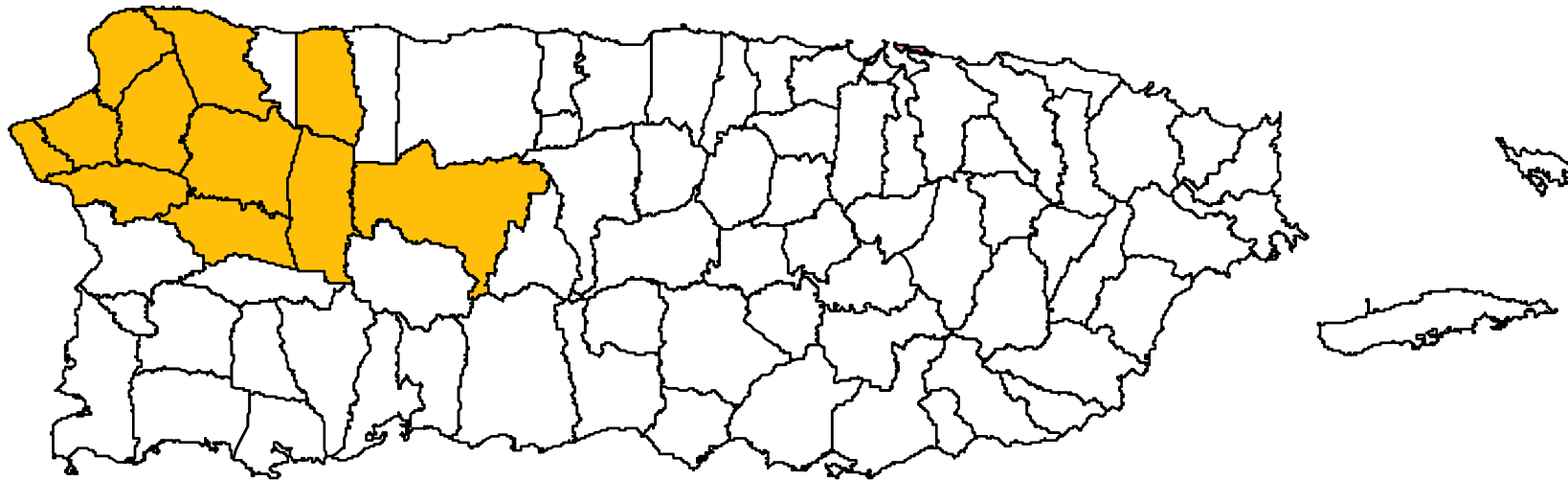
Num.	Description	Grantee	Year Apportioned	Annual Element				Total Estimated Cost	Source of Local Funds	Remarks
					2019	2020	2021	2022		
1	Acquisition and Installation of 73 Trolley Stops and Signs for Terminal and Stops along the Trolley Routes	Cayey	2022	F		-	-	934,400	934,400	
				S		-	-	-	-	
				T		-	-	934,400	934,400	
2	Acquisition of Vehicles six (6) for Route Extensions Fixed Route	Manatí	2022	F		-	-	600,000	600,000	
				S		-	-	-	-	
				T		-	-	600,000	600,000	
3	Acquisition of Vehicles for Route Extensions - 4 units - Paratransit	Manatí	2022	F		-	-	365,000	365,000	
				S		-	-	-	-	
				T		-	-	365,000	365,000	
4	Acquisiton of seventy-five (75) Bus Stops including ramps, bust stops, singage(Route Extensions)	Manatí	2022	F		-	-	487,500	487,500	
				S		-	-	-	-	
				T		-	-	487,500	487,500	
5	Improvements 0.5 Miles Condado Stops	San Juan	2022	F				7,736,039	7,736,039	
				S					-	
				T		-	-	7,736,039	7,736,039	
6	A & E Paseo Lineal Miramar - Condado	San Juan	2022	F				485,000	485,000	
				S					-	
				T		-	-	485,000	485,000	
7	Additional Funds Paseo Lineal Paseo Miramar - Condado (Construction)	San Juan	2022	F				3,825,367	3,825,367	
				S					-	
				T		-	-	3,825,367	3,825,367	
8	Additional Funds Paseo Lineal Paseo Miramar - Condado (Project Administration and Inspection)	San Juan	2022	F				285,000	285,000	(Adm. \$5,000 x 19 months & Inspection \$10,000 x 19 months)
				S					-	
				T		-	-	285,000	285,000	

GOVERNMENT OF PUERTO RICO
 PUERTO RICO DEPARTMENT OF TRANSPORTATION AND PUBLIC WORKS
 PUERTO RICO HIGHWAYS AND TRANSPORTATION AUTHORITY
 STATEWIDE TRANSPORTATION IMPROVEMENT PROGRAM
 FISCAL YEARS 2019-2022
 AMENDMENT #3
 ADMINISTRATIVE MODIFICATION # 1

SECTION 5307: COVID Funds -(CARES/CRRSAA/ARPA) SAN JUAN URBANIZED AREA

Num.	Description	Grantee	Year Apportioned	Annual Element					Total Estimated Cost	Source of Local Funds	Remarks
					2019	2020	2021	2022			
9	OA - Program Administration 3rd Party	San Juan	2022	F				292,500	292,500		(36 months @ 65 hrs @ \$125)
				S					-		
				T		-	-	292,500	292,500		
10	Improvements 0.5 Miles Trolley Stops	San Juan	2022	F				2,197,400	2,197,400		
				S					-		
				T		-	-	2,197,400	2,197,400		
11	Construction of Intermodal Terminal at Pueblo Ward	Trujillo Alto	2021	F				5,624,439	5,624,439		
				S							
				T		-	-	5,624,439	5,624,439		
12	Acquisition of two (2) 24 passengers buses and associated cost for two new fix route service	Vega Baja	2022	F		-	-	410,000	410,000		ARPA FUNDS
				S		-	-	-	-		
				T		-	-	410,000	410,000		
13	Acquisition and Installation of 43 Trolley Stops and Signs for Terminal and Stops along the Trolley Routes	Yabucoa	2022	F		-	-	550,400	550,400		
				S		-	-	-	-		
				T		-	-	550,400	550,400		
14	Acquisition of Service Vehicle	Yabucoa	2022	F		-	-	27,298	27,298		
				S		-	-	-	-		
				T		-	-	27,298	27,298		
		Total Federal Funds:			-	-	-	23,820,343	23,820,343		
		Total State or Local Funds:			-	-	-	-	-		
		Total			-	-	-	23,820,343	23,820,343		

Aguadilla Urbanized Area



 *Aguadilla Urbanized Area (AUA) (UA > 200,000 in Population)*



Government of Puerto Rico

Puerto Rico Department of Transportation and Public Works

Puerto Rico Highways and Transportation Authority

Statewide Transportation Improvement Program (STIP)

FEDERAL TRANSIT ADMINISTRATION (FTA)

Aguadilla Urbanized Area (AUA)

(UA > 200,000 in Population)

Section 5307

GOVERNMENT OF PUERTO RICO
PUERTO RICO DEPARTMENT OF TRANSPORTATION AND PUBLIC WORKS
PUERTO RICO HIGHWAYS AND TRANSPORTATION AUTHORITY
STATEWIDE TRANSPORTATION IMPROVEMENT PROGRAM
FISCAL YEARS 2019-2022
AMENDMENT #3
ADMINISTRATIVE MODIFICATION # 1

SECTION 5307: AGUADILLA URBANIZED AREA (AUA)

Num.	Description	Grantee	Year Entered	Annual Element					Total Est. Cost	Source of Local Funds	Remarks
					2019	2020	2021	2022			
1	Provision of Paratransit Services in Accordance with ADA Regulations	Aguada	2015	F		-	-	402,020	402,020	Toll Credits	Carryover Funds \$65,348 FY 2015 & \$66,001 FY 2016, FY2017 \$67,328, FY18 \$68,001 and FY 19 \$66,661
				S		-	-	-	-		
				T		-	-	402,020	402,020		
2	Preventive Maintenance Cost for Public Transportation Terminal	Aguada	2015	F		-	-	60,321	60,321	Toll Credits	Carryover Funds \$11,833 FY 2016, FY17 \$12,071, FY18 \$12,192, FY19 \$11,951
				S		-	-	-	-		
				T		-	-	60,321	60,321		
3	Bus Stop Shelters	Aguadilla	2022	F		-	-	237,000	237,000	Toll Credits	Carryover Funds \$11,833 FY 2016, FY17 \$12,071, FY18 \$12,192, FY19 \$11,951
				S		-	-	-	-		
				T		-	-	237,000	237,000		
4	Acquisition of four (4) vehicles	Aguadilla	2022	F		-	-	360,000	360,000	Toll Credits	Carryover Funds \$11,833 FY 2016, FY17 \$12,071, FY18 \$12,192, FY19 \$11,951
				S		-	-	-	-		
				T		-	-	360,000	360,000		
9	Preventive Maintenance Cost for Public Transportation Services	Añasco	2015	F		-	-	9,876	9,876	Toll Credits	5815-2022-01
				S		-	-	-	-		
				T		-	-	9,876	9,876		
10	Bycycle Facilities and Access	Añasco	2018	F		-	-	626,765	626,765	Toll Credits	Pending FTA and Mayor Review
				S		-	-	-	-		
				T		-	-	626,765	626,765		
11	Preventive Maintenance for annual element for five (5) buses.	Añasco	2018	F		-	-	24,996	24,996	Toll Credits	5815-2022-01
				S		-	-	-	-		
				T		-	-	24,996	24,996		
12	Operating Assistance ADA Paratransit Service, Preventive Maintenance for Buses	Añasco	2020	F			-	116,714	116,714	Toll Credits	5815-2022-01
				S			-	-	-		
				T			-	116,714	116,714		
13	Operating Assistance ADA Paratransit Service-Difference to cover changes from Administrative Modification #3	Añasco	2019	F		-	-	12,372	12,372	Toll Credits	5815-2022-01
				S		-	-	-	-		
				T		-	-	12,372	12,372		

GOVERNMENT OF PUERTO RICO
PUERTO RICO DEPARTMENT OF TRANSPORTATION AND PUBLIC WORKS
PUERTO RICO HIGHWAYS AND TRANSPORTATION AUTHORITY
STATEWIDE TRANSPORTATION IMPROVEMENT PROGRAM
FISCAL YEARS 2019-2022
AMENDMENT #3
ADMINISTRATIVE MODIFICATION # 1

SECTION 5307: AGUADILLA URBANIZED AREA (AUA)

Num.	Description	Grantee	Year Entered	Annual Element					Total Est. Cost	Source of Local Funds	Remarks
					2019	2020	2021	2022			
14	Preventive Maintenance of Trolleys and Paratransit Vehicles for the Municipality of Camuy	Camuy	2013	F				-	-	Municipality requested toll credit fund sharing.	Carryover Funds FY18, FY19 & FY20-Programmed on STIP 2023-2026
				S				-	-		
				T				-	-		
15	Operational Assistance of Trolleys and Paratransit Vehicles for the Municipality of Camuy	Camuy	2017	F				48,000	48,000	Municipality requested toll credit fund sharing.	Carryover Funds FY18, FY19 & FY20
				S				-	-		
				T				48,000	48,000		
16	Acquisition of four (4) Vans ADA compliance for the Municipality of Camuy	Camuy	2021	F		-	-	323,792	323,792	Municipality requested toll credit fund sharing.	Application 5487-2021-1
				S		-	-	-	-		
				T		-	-	323,792	323,792		
17	Acquisition and Installation of thirty (30) bus shelters for the Municipality of Camuy	Camuy	2022	F		-	-	450,000	450,000	Municipality requested toll credit fund sharing.	
				S		-	-	-	-		
				T		-	-	450,000	450,000		
18	Construction of Initial Station for the Public Transportation System in Los Patriotas Ave	Lares	2015	F		-	-	126,000	126,000	Toll Credits	Carryover Funds FY 2015
				S		-	-	-	-		
				T		-	-	126,000	126,000		
19	Construction of Bus Shelters Along Trolley Route	Rincón	2015	F		-	-	32,000	32,000	Toll Credits	Carryover Funds FY 2015
				S		-	-	-	-		
				T		-	-	32,000	32,000		
20	Construction of Public Transportation Terminal Municipality of San Sebastián	PRHTA	2020	F		-	-	3,021,000	3,021,000	Toll Credits	Carryover Funds FY20
				S		-	-	-	-		
				T		-	-	3,021,000	3,021,000		
21	Preventive Maintenance Cost for Vehicles Fleet Municipality of San Sebastián	PRHTA	2022	F		-	-	2,400	2,400	Toll Credits	
				S		-	-	-	-		
				T		-	-	2,400	2,400		
22	Drugs and Alcohol test Municipality of San Sebastián	PRHTA	2022	F		-	-	750	750	Toll Credits	
				S		-	-	-	-		
				T		-	-	750	750		
23	Sidewalks Reconstruction, Sheds and Urban Furniture Municipality of San Sebastián	PRHTA	2020	F		-	-	211,506	211,506	Toll Credits	
				S		-	-	-	-		
				T		-	-	211,506	211,506		
		Total Federal Funds:				-	-	6,065,512	6,065,512		
		Total State or Local Funds:				-	-	-	-		
		Total				-	-	6,065,512	6,065,512		



Government of Puerto Rico

Puerto Rico Department of Transportation and Public Works

Puerto Rico Highways and Transportation Authority

Transportation Improvement Program (TIP)

FEDERAL TRANSIT ADMINISTRATION (FTA)

Aguadilla Urbanized Area (AUA)

(UA > 200,000 in Population)

Operating Assistance Special Rule

Section 5307

GOVERNMENT OF PUERTO RICO
PUERTO RICO DEPARTMENT OF TRANSPORTATION AND PUBLIC WORKS
PUERTO RICO HIGHWAYS AND TRANSPORTATION AUTHORITY
STATEWIDE TRANSPORTATION IMPROVEMENT PROGRAM
FISCAL YEARS 2019-2022
AMENDMENT #3
ADMINISTRATIVE MODIFICATION # 1

SECTION 5307: FTA OPERATING ASSISTANCE SPECIAL RULE, AGUADILLA URBANIZED AREA (AUA)

Num.	Description	Grantee	Year Entered	Annual Element					Total Estimated Cost	Source of Local Funds	Remarks
					2019	2020	2021	2022			
1	Operating Assistance Special Rule Municipality of San Sebastián	PRHTA	2022	F		-	-	199,658	199,658		FY 2019
				S		-	-				
				T		-	-	199,658	199,658		
		Total Federal Funds:				-	-	199,658	199,658		
		Total State or Local Funds:				-	-	-	-		
		Total				-	-	199,658	199,658		



Government of Puerto Rico

Puerto Rico Department of Transportation and Public Works

Puerto Rico Highways and Transportation Authority

Statewide Transportation Improvement Program (STIP)

FEDERAL TRANSIT ADMINISTRATION (FTA)

Aguadilla Urbanized Area (AUA)

(UA > 200,000 in Population)

Section 5310

GOVERNMENT OF PUERTO RICO
 PUERTO RICO DEPARTMENT OF TRANSPORTATION AND PUBLIC WORKS
 PUERTO RICO HIGHWAYS AND TRANSPORTATION AUTHORITY
 STATEWIDE TRANSPORTATION IMPROVEMENT PROGRAM
 FISCAL YEARS 2019-2022
 AMENDMENT #3
 ADMINISTRATIVE MODIFICATION # 1

SECTION 5310: ELDERLY AND PERSONS WITH DISABILITIES PROGRAM, AGUADILLA URBANIZED AREA (AUA)

Num.	Description	Grantee	Year Entered	Annual Element					Total Est. Cost	Source of Local Funds	Remarks
					2019	2020	2021	2022			
1	Acquisitions of Computer Centro AYANI for the Municipality of Moca	PRHTA	2022	F		-	-	1,012	1,012	Toll Credits	
				S		-	-	-	-		
				T		-	-	1,012	1,012		
2	Operating Assistance Centro AYANI for the Municipality of Moca	PRHTA	2022	F				28,806	28,806	Toll Credits	
				S				-	-		
				T				28,806	28,806		
3	Preventive Maintenance Centro AYANI for the Municipality of Moca	PRHTA	2022	F				1,037	1,037	Toll Credits	
				S				-	-		
				T				1,037	1,037		
4	Project Administration Centro AYANI for the Municipality of Moca	PRHTA	2022	F		-	-	696	696	Toll Credits	
				S		-	-	-	-		
				T		-	-	696	696		
5	Operating Assistance for the 5310 Transit Fleet for the Municipality of Aguadilla	PRHTA	2021	F		-	-	65,232	65,232	Toll Credits	
				S		-	-	-	-		
				T		-	-	65,232	65,232		
6	Preventive Maintenance for the 5310 Transit Fleet for the Municipality of Aguadilla	PRHTA	2021	F		-	-	268	268	Toll Credits	
				S		-	-	-	-		
				T		-	-	268	268		

GOVERNMENT OF PUERTO RICO
PUERTO RICO DEPARTMENT OF TRANSPORTATION AND PUBLIC WORKS
PUERTO RICO HIGHWAYS AND TRANSPORTATION AUTHORITY
STATEWIDE TRANSPORTATION IMPROVEMENT PROGRAM
FISCAL YEARS 2019-2022
AMENDMENT #3
ADMINISTRATIVE MODIFICATION # 1

SECTION 5310: ELDERLY AND PERSONS WITH DISABILITIES PROGRAM, AGUADILLA URBANIZED AREA (AUA)

Num.	Description	Grantee	Year Entered	Annual Element					Total Est. Cost	Source of Local Funds	Remarks
					2019	2020	2021	2022			
7	Operating Assistance for the 5310 Transit Fleet for the Municipality of San Sebastian	PRHTA	2021	F		-	-	169,747	169,747	Toll Credits	
				S		-	-	-	-		
				T		-	-	169,747	169,747		
8	Preventive Maintenance for the 5310 Transit Fleet for the Municipality of San Sebastian	PRHTA	2021	F		-	-	5,000	5,000	Toll Credits	
				S		-	-	-	-		
				T		-	-	5,000	5,000		
9	Project Administration for the 5310 Transit Fleet for the Municipality of Aguadilla	PRHTA	2021	F		-	-	6,800	6,800	Toll Credits	
				S		-	-	-	-		
				T		-	-	6,800	6,800		
10	Global Positioning System for the 5310 Transit Fleet for the Municipality of Aguadilla	PRHTA	2021	F		-	-	2,376	2,376	Toll Credits	
				S		-	-	-	-		
				T		-	-	2,376	2,376		
11	Preventive Maintenance Municipality of Añasco	PRHTA	2022	F		-	-	10,506	10,506	Toll Credits	
				S		-	-	-	-		
				T		-	-	10,506	10,506		
12	Operating Assistance Municipality of Añasco	PRHTA	2022	F		-	-	137,897	137,897	Toll Credits	
				S		-	-	-	-		
				T		-	-	137,897	137,897		

GOVERNMENT OF PUERTO RICO
PUERTO RICO DEPARTMENT OF TRANSPORTATION AND PUBLIC WORKS
PUERTO RICO HIGHWAYS AND TRANSPORTATION AUTHORITY
STATEWIDE TRANSPORTATION IMPROVEMENT PROGRAM
FISCAL YEARS 2019-2022 AMENDMENT #3
ADMINISTRATIVE MODIFICATION # 1

SECTION 5310: ELDERLY AND PERSONS WITH DISABILITIES PROGRAM, AGUADILLA URBANIZED AREA (AUA)

Num.	Description	Grantee	Year Entered	Annual Element					Total Est. Cost	Source of Local Funds	Remarks
					2019	2020	2021	2022			
13	Project Administration for 5310 Transit Fleet for the Municipality of San Sebastian	PRHTA	2022	F		-	-	1,045	1,045	Toll Credits	
				S		-	-	-	-		
				T		-	-	1,045	1,045		
14	Acquisition of Software and Annual License Fees for Municipality of San Sebastián	PRHTA	2022	F		-	-	3,180	3,180	Toll Credits	
				S		-	-	-	-		
				T		-	-	3,180	3,180		
15	Operating Assistance for 5310 Transit Fleet for the Municipality of Lares	PRHTA	2022	F		-	-	193,809	193,809	Toll Credits	
				S		-	-	-	-		
				T		-	-	193,809	193,809		
16	Preventive Maintenance for 5310 Transit Fleet for the Municipality of Lares	PRHTA	2022	F		-	-	15,836	15,836	Toll Credits	
				S		-	-	-	-		
				T		-	-	15,836	15,836		
		Total Federal Funds:	F		-	-	643,247	643,247			
		Total State or Local Funds:	S		-	-	-	-			
		Total	T		-	-	643,247	643,247			



Government of Puerto Rico

Puerto Rico Department of Transportation and Public Works

Puerto Rico Highways and Transportation Authority

Statewide Transportation Improvement Program (STIP)

FEDERAL TRANSIT ADMINISTRATION (FTA)

Aguadilla Urbanized Area (AUA)

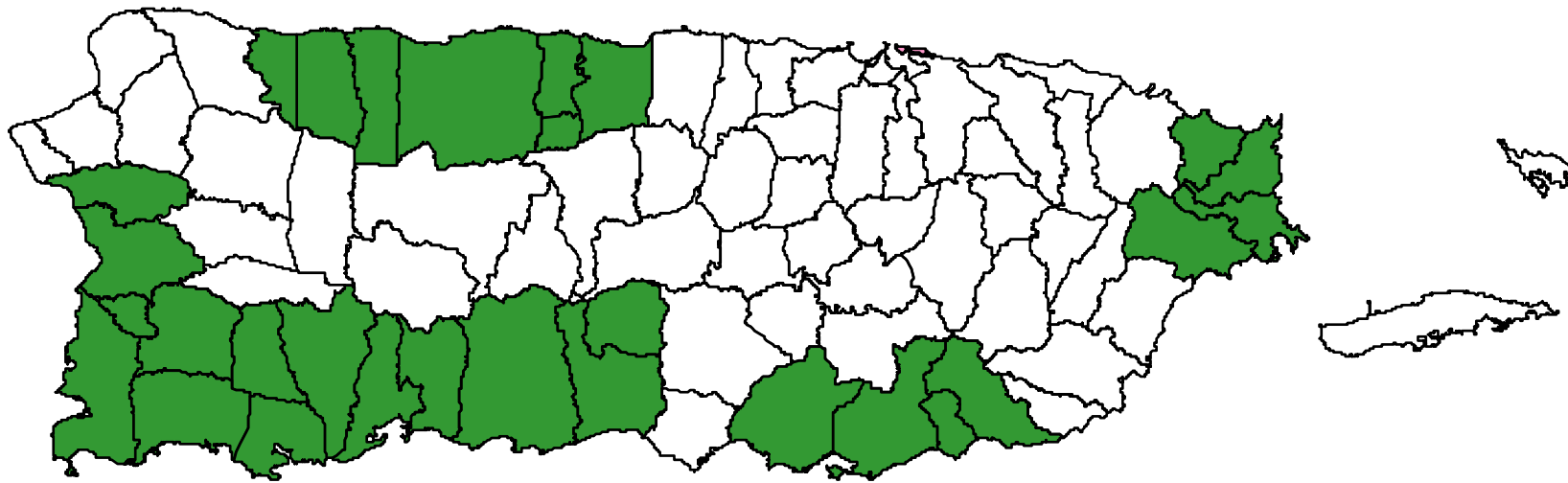
(UA > 200,000 in Population)

Section 5339

GOVERNMENT OF PUERTO RICO
PUERTO RICO DEPARTMENT OF TRANSPORTATION AND PUBLIC WORKS
PUERTO RICO HIGHWAYS AND TRANSPORTATION AUTHORITY
STATEWIDE TRANSPORTATION IMPROVEMENT PROGRAM
FISCAL YEARS 2019-2022
AMENDMENT #3
ADMINISTRATIVE MODIFICATION # 1

SECTION 5339: AGUADILLA URBANIZED AREA (AUA) BUS AND BUS FACILITIES FORMULA PROGRAM											
Num.	Description	Grantee	Year Entered	Annual Element					Total Est. Cost	Source of Local Funds	Remarks
					2019	2020	2021	2022			
2	Acquisition of two (2) buses 11-passenger buses for addition of one approved route	Añasco	2022	F		-	-	219,003	219,003	Toll Credits	5815-2022-01
				S		-	-	-	-		
				T		-	-	219,003	219,003		
		Total Federal Funds:		F		-	-	219,003	219,003		
		Total State or Local Funds:		S		-	-	-	-		
		Total		T		-	-	219,003	219,003		

Urbanized Areas Under 200,000 Population (UZA)



Urbanized Areas Under 200,000 Population (UZA)



Government of Puerto Rico

Puerto Rico Department of Transportation and Public Works

Puerto Rico Highways and Transportation Authority

Statewide Transportation Improvement Program (STIP)

FEDERAL TRANSIT ADMINISTRATION (FTA)

Urbanized Area Under 200,000 in Population (UZA)

Section 5307

GOVERNMENT OF PUERTO RICO
 PUERTO RICO DEPARTMENT OF TRANSPORTATION AND PUBLIC WORKS
 PUERTO RICO HIGHWAYS AND TRANSPORTATION AUTHORITY
 STATEWIDE TRANSPORTATION IMPROVEMENT PROGRAM
 FISCAL YEARS 2019-2022
 AMENDMENT #3
 ADMINISTRATIVE MODIFICATION # 1

SECTION: 5307 URBANIZED AREA FORMULA PROGRAM - URBANIZED AREA UNDER 200,000 POPULATION (UZA)

Num.	Project Description and Localization	Grantee	Year Entered		Annual Element				Total Est. Cost	Source of Local Funds	Remarks
					2019	2020	2021	2022			
1	Employee Education/Training	Barceloneta	2019	F		-	-	23,078	23,078	Municipality requested toll credit fund sharing.	
				S		-	-	-	-		
				T		-	-	23,078	23,078		
2	Preventive Maintenance of Transit Vehicles	Barceloneta	2015	F			-	469,361	469,361	Municipality requested toll credit fund sharing.	
				S			-	-	-		
				T			-	469,361	469,361		
3	Operational Assistance for the Transit System	Barceloneta	2015	F			-	1,335,399	1,335,399	Municipality requested toll credit fund sharing.	
				S			-	-	-		
				T			-	1,335,399	1,335,399		
4	Acquisition of Equipment for the Municipality of Barceloneta	Barceloneta	2018	F		-	-	255,560	255,560	Municipality requested toll credit fund sharing.	Application 6388-2020-1
				S		-	-	-	-		
				T		-	-	255,560	255,560		
5	Replacement of Two (2) Trolleys and One (1) Transit for the Municipality of Barceloneta	Barceloneta	2018	F		-	-	435,000	435,000	Municipality requested toll credit fund sharing.	Application 6388-2020-1
				S		-	-	-	-		
				T		-	-	435,000	435,000		
6	Communication and Security for the Municipality of Barceloneta	Barceloneta	2018	F		-	-	37,500	37,500	Municipality requested toll credit fund sharing.	Application 6388-2020-1
				S		-	-	-	-		
				T		-	-	37,500	37,500		
7	Transportation System's Parking Repairs	Barceloneta	2018	F		-	-	210,000	210,000	Municipality requested toll credit fund sharing.	Application 6388-2020-1
				S		-	-	-	-		
				T		-	-	210,000	210,000		
8	Bus Shelters Replacement for the Municipality of Barceloneta	Barceloneta	2018	F		-	-	180,000	180,000	Municipality requested toll credit fund sharing.	Application 6388-2020-1
				S		-	-	-	-		
				T		-	-	180,000	180,000		
9	Public Terminal Rehabilitation for the Municipality of Barceloneta	Barceloneta	2018	F		-	-	170,000	170,000	Municipality requested toll credit fund sharing.	Application 6388-2020-1
				S		-	-	-	-		
				T		-	-	170,000	170,000		
10	Transportation System's Garage and Parking Expansion for the Municipality of Barceloneta	Barceloneta	2018	F		-	-	620,000	620,000	Municipality requested toll credit fund sharing.	Application 6388-2020-1
				S		-	-	-	-		
				T		-	-	620,000	620,000		

GOVERNMENT OF PUERTO RICO
 PUERTO RICO DEPARTMENT OF TRANSPORTATION AND PUBLIC WORKS
 PUERTO RICO HIGHWAYS AND TRANSPORTATION AUTHORITY
 STATEWIDE TRANSPORTATION IMPROVEMENT PROGRAM
 FISCAL YEARS 2019-2022
 AMENDMENT #3
 ADMINISTRATIVE MODIFICATION # 1

SECTION: 5307 URBANIZED AREA FORMULA PROGRAM - URBANIZED AREA UNDER 200,000 POPULATION (UZA)

Num.	Project Description and Localization	Grantee	Year Entered		Annual Element				Total Est. Cost	Source of Local Funds	Remarks
					2019	2020	2021	2022			
11	Operating Asistance (fixed route service) for the Municipality of Cabo Rojo	Cabo Rojo	2022	F				534,657	534,657	Municipality requested toll credit fund sharing.	Monthly fee payment for tracking passenger counting service were included
				S				-	-		
				T				534,657	534,657		
12	Acquisition and Installation of radio communication units for eight (8) vehicles and monthly fees for the Municipality of Cabo Rojo	Cabo Rojo	2022	F		-	-	22,211	22,211	Municipality requested toll credit fund sharing.	
				S		-	-	-	-		
				T		-	-	22,211	22,211		
13	Acquisition and Installation of thirty (30) bus shelters, stops and signage for the Municipality of Cabo Rojo	Cabo Rojo	2022	F		-	-	343,950	343,950	Municipality requested toll credit fund sharing.	
				S		-	-	-	-		
				T		-	-	343,950	343,950		
14	Acquisition of Eight (8) passenger counters for vehicles, software, hardware and license fees for the Municipality of Cabo Rojo	Cabo Rojo	2022	F				67,190	67,190	Municipality requested toll credit fund sharing.	
				S				-	-		
				T				67,190	67,190		
15	Additional funding for adquisition of six (6) vehicles for the Municipality of Cabo Rojo	Cabo Rojo	2022					185,724	185,724	Municipality requested toll credit fund sharing.	
								185,724	185,724		
16	Preventive Maintenance for Transportation Vehicles of the Municipality of Hatillo	Hatillo	2019	F				39,245	39,245	Municipality requested toll credit fund sharing.	Application 5322-2020-1
				S				-	-		
				T				39,245	39,245		
17	Operational Assistance for Transportation System of the Municipality of Hatillo	Hatillo	2019	F				-	-	Municipality requested toll credit fund sharing.	FY 23: Application 5322-2020-1- Programmed on STIP 2023-2026
				S				-	-		
				T				-	-		
18	Support Vehicle for the Municipality of Hatillo	Hatillo	2019	F		-	-	35,000	35,000	Municipality requested toll credit fund sharing.	Application 5322-2020-1
				S		-	-	-	-		
				T		-	-	35,000	35,000		
19	Preventive Maintenance for Terminal for the Municipality of Hatillo	Hatillo	2019	F				55,000	55,000	Municipality requested toll credit fund sharing.	Application 5322-2020-1
				S				-	-		
				T				55,000	55,000		
20	Surveillance Cameras for Two (2) Terminals for the Municipality of Hatillo	Hatillo	2019	F		-	-	25,000	25,000	Municipality requested toll credit fund sharing.	Application 5322-2020-1
				S		-	-	-	-		
				T		-	-	25,000	25,000		

GOVERNMENT OF PUERTO RICO
 PUERTO RICO DEPARTMENT OF TRANSPORTATION AND PUBLIC WORKS
 PUERTO RICO HIGHWAYS AND TRANSPORTATION AUTHORITY
 STATEWIDE TRANSPORTATION IMPROVEMENT PROGRAM
 FISCAL YEARS 2019-2022
 AMENDMENT #3
 ADMINISTRATIVE MODIFICATION # 1

SECTION: 5307 URBANIZED AREA FORMULA PROGRAM - URBANIZED AREA UNDER 200,000 POPULATION (UZA)

Num.	Project Description and Localization	Grantee	Year Entered	Annual Element				Total Est. Cost	Source of Local Funds	Remarks
				2019	2020	2021	2022			
21	Acquisition of One (1) Paratrasit Van for the Municipality of Hatillo	Hatillo	2021	F	-	-	90,000	90,000	Municipality requested toll credit fund sharing.	Application 5322-2020-1
				S	-	-	-	-		
				T	-	-	90,000	90,000		
22	Evaluation for the Reparation of the Terminal Efrain Siverio for the Municipality of Hatillo	Hatillo	2022	F	-	-	168,000	168,000	Municipality requested toll credit fund sharing.	This project was modify (of improvements) and is in the application 5322-2020-1
				S	-	-	-	-		
				T	-	-	168,000	168,000		
23	Phase I for the Reparation of the Terminal Efrain Siverio for the Municipality of Hatillo	Hatillo	2022	F	-	-	-	-	Municipality requested toll credit fund sharing.	Programmed on STIP 2023-2026
				S	-	-	-	-		
				T	-	-	-	-		
24	Preventive Maintenance for the Vehicles of Transportation System of the Municipality of Hormigueros	Hormigueros	2020	F	-	-	102,521	102,521	Municipality requested toll credit fund sharing.	
				S	-	-	-	-		
				T	-	-	102,521	102,521		
25	Design for the Construction of the Mayagüez Transit System	Mayagüez	2017	F	-	-	-	-	Municipality requested toll credit fund sharing.	Subject to Provide Project Information.- Programmed on STIP 2023-2026
				S	-	-	-	-		
				T	-	-	-	-		
26	Property Acquisition for the Construction of the Mayagüez Transit System	Mayagüez	2017	F	-	-	-	-	Municipality requested toll credit fund sharing.	Subject to Study Results. Reprogram Funds 2017 requested by the Municipality-Programmed on STIP 2023-2026
				S	-	-	-	-		
				T	-	-	-	-		
27	Preventive Maintenance for the Vehicles of Mayagüez Transit System	Mayagüez	2020	F	-	-	453,409	453,409	Municipality requested toll credit fund sharing.	
				S	-	-	-	-		
				T	-	-	453,409	453,409		
28	Operational Assistance for Mayagüez public transportation System	Mayagüez	2017	F	-	-	1,641,666	1,641,666	Municipality requested toll credit fund sharing.	
				S	-	-	-	-		
				T	-	-	1,641,666	1,641,666		

GOVERNMENT OF PUERTO RICO
 PUERTO RICO DEPARTMENT OF TRANSPORTATION AND PUBLIC WORKS
 PUERTO RICO HIGHWAYS AND TRANSPORTATION AUTHORITY
 STATEWIDE TRANSPORTATION IMPROVEMENT PROGRAM
 FISCAL YEARS 2019-2022
 AMENDMENT #3
 ADMINISTRATIVE MODIFICATION # 1

SECTION: 5307 URBANIZED AREA FORMULA PROGRAM - URBANIZED AREA UNDER 200,000 POPULATION (UZA)

Num.	Project Description and Localization	Grantee	Year Entered		Annual Element				Total Est. Cost	Source of Local Funds	Remarks
					2019	2020	2021	2022			
29	Drug & Alcohol Tests for the Municipality of Mayagüez Transit System	Mayagüez	2020	F			-	3,600	3,600	Municipality requested toll credit fund sharing.	
				S			-	-	-		
				T			-	3,600	3,600		
30	Insurance coverage for the Transportation System Fleet and Public Terminal Structure for Mayagüez Transit System	Mayagüez	2020	F			-	5,122	5,122	Municipality requested toll credit fund sharing.	
				S			-	-	-		
				T			-	5,122	5,122		
31	Construction Cycle Route: Coastal Cycle Route & Mayaguez Urban Centre for Mayagüez Transit System	Mayagüez	2020	F			-	-	-	Municipality requested toll credit fund sharing.	Subject to Provide Project Information.-Programmed on STIP 2023-2026
				S			-	-	-		
				T			-	-	-		
32	Replacement of Six (6) Buses 24+2 passengers for IM urban center routes, for Six (6) Buses 20+2 passengers capacity to fixed route for the Municipality of Mayaguez	Mayagüez	2022	F		-	-	558,000	558,000	Municipality requested toll credit fund sharing.	
				S		-	-	-	-		
				T		-	-	558,000	558,000		
33	Replacement of Eight (8) Buses 20+2 passengers for TIM rural routes for Eight (8) 14+2 passengers to fixed route for the Municipality of Mayaguez	Mayagüez	2022	F		-	-	1,300,000	1,300,000	Municipality requested toll credit fund sharing.	
				S		-	-	-	-		
				T		-	-	1,300,000	1,300,000		
34	Design of the Rehabilitation-Administrative Office of Carlos Garay Public Terminal for the Municipality of Ponce	Ponce	2015	F		-	-	229,306	229,306	Municipality requested toll credit fund sharing.	Carryover FY2017 & FY18 Conditionated FEMA Study
				S		-	-	-	-		
				T		-	-	229,306	229,306		
35	Fixed Route Operational Assistance for the Transportation System for the Municipality of Ponce	Ponce	2016	F		-	-	-	-	Municipality requested toll credit fund sharing.	Programmed on STIP 2023-2026
				S		-	-	-	-		
				T		-	-	-	-		
36	Paratransit Operational Assistance for the Transportation System for the Municipality of Ponce	Ponce	2016	F		-	-	-	-	Municipality requested toll credit fund sharing.	Programmed on STIP 2023-2026
				S		-	-	-	-		
				T		-	-	-	-		
37	Preventive Maintenance for the Municipality of Ponce Transportation System	Ponce	2020	F		-	-	-	-	Municipality requested toll credit fund sharing.	Programmed on STIP 2023-2026
				S		-	-	-	-		
				T		-	-	-	-		
38	Employee Education/Training for the Municipality of Ponce	Ponce	2017	F		-	-	30,000	30,000	Municipality requested toll credit fund sharing.	Application 3049-2021-1
				S		-	-	-	-		
				T		-	-	30,000	30,000		
39	Drugs and Alcohol Tests for the Municipality of Ponce	Ponce	2017	F			-	8,646	8,646	Municipality requested toll credit fund sharing.	Application 3049-2021-1
				S			-	-	-		
				T			-	8,646	8,646		

GOVERNMENT OF PUERTO RICO
 PUERTO RICO DEPARTMENT OF TRANSPORTATION AND PUBLIC WORKS
 PUERTO RICO HIGHWAYS AND TRANSPORTATION AUTHORITY
 STATEWIDE TRANSPORTATION IMPROVEMENT PROGRAM
 FISCAL YEARS 2019-2022
 AMENDMENT #3
 ADMINISTRATIVE MODIFICATION # 1

SECTION: 5307 URBANIZED AREA FORMULA PROGRAM - URBANIZED AREA UNDER 200,000 POPULATION (UZA)

Num.	Project Description and Localization	Grantee	Year Entered		Annual Element				Total Est. Cost	Source of Local Funds	Remarks
					2019	2020	2021	2022			
40	Rehab/Renov Dora Colón Clavell Terminal for the Municipality of Ponce	Ponce	2017	F		-	-	932,000	932,000	Municipality requested toll credit fund sharing.	Carryover FY2017 Conditionated FEMA Study
				S		-	-	-	-		
				T		-	-	932,000	932,000		
41	Design, Engineering & Construction of Bus Shelters for SITRAS New Route	Ponce	2017	F		-	-	1,732,000	1,732,000	Municipality requested toll credit fund sharing.	
				S		-	-	-	-		
				T		-	-	1,732,000	1,732,000		
42	Preventive Maintenance for SITRAS's Facilities for the Municipality of Ponce	Ponce	2019	F		-	-	218,400	218,400	Municipality requested toll credit fund sharing.	Carryover 40,000 FY19
				S		-	-	-	-		
				T		-	-	218,400	218,400		
43	Additional Funds for Acquisition of Tow Truck Support Vehicle for SITRAS vehicles for the Municipality of Ponce	Ponce	2020	F		-	-	60,000	60,000	Municipality requested toll credit fund sharing.	Application 3049-2021-1
				S		-	-	-	-		
				T		-	-	60,000	60,000		
44	Acquisition of Two(2) off-road vehicles to support surveillance, security and vehicle flow in the two(2) terminals for the Municipality of Ponce	Ponce	2020	F		-	-	24,000	24,000	Municipality requested toll credit fund sharing.	Application 3049-2021-1
				S		-	-	-	-		
				T		-	-	24,000	24,000		
45	Rehabilitation ADA Ramps and Sidewalks around of the passenger shelters on the Trolley for the Municipality of Ponce	Ponce	2018	F		-	-	350,000	350,000	Municipality requested toll credit fund sharing.	Carryover funds FY 2018
				S		-	-	-	-		
				T		-	-	350,000	350,000		
46	Study, Design, Engineering & Construction of Parking Lot for SITRAS (phase 1, 2) for the Municipality of Ponce	Ponce	2020	F		-	-	536,053	536,053	Municipality requested toll credit fund sharing.	Reprogram of Design and NEPA of Maintenance Facility and Yard.
				S		-	-	-	-		
				T		-	-	536,053	536,053		
47	Construction of Parking Lot for SITRAS (phase 3) for the Municipality of Ponce	Ponce	2020	F		-	-	-	-	Municipality requested toll credit fund sharing.	Reprogrammed for FY23 \$3,000,000-Programmed on STIP 2023-2026
				S		-	-	-	-		
				T		-	-	-	-		
48	GPS System Monthly Payment for the Municipality of Ponce	Ponce	2021	F		-	-	18,144	18,144	Municipality requested toll credit fund sharing.	
				S		-	-	-	-		
				T		-	-	18,144	18,144		
49	Acquisition & Instalation Surveillance Cameras for the Municipality of Ponce	Ponce	2021	F		-	-	139,950	139,950	Municipality requested toll credit fund sharing.	
				S		-	-	-	-		
				T		-	-	139,950	139,950		
50	Additional funds for Acquisition of four(4) Buses for the Municipality of Ponce	Ponce	2021	F		-	-	981,308	981,308	Municipality requested toll credit fund sharing.	
				S		-	-	-	-		
				T		-	-	981,308	981,308		

GOVERNMENT OF PUERTO RICO
 PUERTO RICO DEPARTMENT OF TRANSPORTATION AND PUBLIC WORKS
 PUERTO RICO HIGHWAYS AND TRANSPORTATION AUTHORITY
 STATEWIDE TRANSPORTATION IMPROVEMENT PROGRAM
 FISCAL YEARS 2019-2022
 AMENDMENT #3
 ADMINISTRATIVE MODIFICATION # 1

SECTION: 5307 URBANIZED AREA FORMULA PROGRAM - URBANIZED AREA UNDER 200,000 POPULATION (UZA)

Num.	Project Description and Localization	Grantee	Year Entered		Annual Element				Total Est. Cost	Source of Local Funds	Remarks
					2019	2020	2021	2022			
51	Design, Engineering and Construction of Stop Signs for SITRAS Routes for the Municipality of Ponce	Ponce	2022	F		-	-	88,491	88,491	Municipality requested toll credit fund sharing.	
				S		-	-	-	-		
				T		-	-	88,491	88,491		
52	Insurance Coverage for SITRAS Transportation System for the Municipality of Ponce	Ponce	2022	F		-	-	100,000	100,000	Municipality requested toll credit fund sharing.	
				S		-	-	-	-		
				T		-	-	100,000	100,000		
53	Acquisition and Installation of two (2) radios for two (2) buses for the Municipality of Ponce	Ponce	2022	F		-	-	2,332	2,332	Municipality requested toll credit fund sharing.	
				S		-	-	-	-		
				T		-	-	2,332	2,332		
54	A/E of Eight (8) Bus Shelters in Compliance with ADA for the Municipality of Arroyo	PRHTA	2020	F		-	-	11,637	11,637	Municipality requested toll credit fund sharing.	
				S		-	-	-	-		
				T		-	-	11,637	11,637		
55	Construction of Eight (8) Bus Shelters in Compliance with ADA for the Municipality of Arroyo	PRHTA	2018	F		-	-	-	-	Municipality requested toll credit fund sharing.	Programmed on STIP 2023-2026
				S		-	-	-	-		
				T		-	-	-	-		
56	Design and Engineering of Public Terminal of Parking Facilities to improve the Transportation System and to Expand Service in Compliance with ADA for the Municipality of Arroyo	PRHTA	2020	F		-	-	150,000	150,000	Municipality requested toll credit fund sharing.	
				S		-	-	-	-		
				T		-	-	150,000	150,000		
57	Construction of Public Terminal of Parking Facilities to improve the Transportation System and to Expand Service in Compliance with ADA for the Municipality of Arroyo	PRHTA	2018	F		-	-	-	-	Municipality requested toll credit fund sharing.	Programmed on STIP 2023-2026
				S		-	-	-	-		
				T		-	-	-	-		
58	A/E Construction of Pedestrian Cycling Route for the Municipality of Arroyo	PRHTA	2018	F		-	-	100,000	100,000	Municipality requested toll credit fund sharing.	
				S		-	-	-	-		
				T		-	-	100,000	100,000		
59	Construction of Pedestrian Cycling Route for the Municipality of Arroyo	PRHTA	2018	F		-	-	-	-	Municipality requested toll credit fund sharing.	Carryover funds FY17 & FY18 Transportation Study under evaluation Programmed on STIP 2023-2026
				S		-	-	-	-		
				T		-	-	-	-		
60	Operating Assistance for Six (6) Drivers, One (1) Mechanic and One (1) Mechanic Assistant for the Municipality of Arroyo	PRHTA	2018	F		-	-	-	-	Municipality requested toll credit fund sharing.	5489-2020-45 Transportation Study under evaluation-Programmed on STIP 2023-2026
				S		-	-	-	-		
				T		-	-	-	-		

GOVERNMENT OF PUERTO RICO
 PUERTO RICO DEPARTMENT OF TRANSPORTATION AND PUBLIC WORKS
 PUERTO RICO HIGHWAYS AND TRANSPORTATION AUTHORITY
 STATEWIDE TRANSPORTATION IMPROVEMENT PROGRAM
 FISCAL YEARS 2019-2022
 AMENDMENT #3
 ADMINISTRATIVE MODIFICATION # 1

SECTION: 5307 URBANIZED AREA FORMULA PROGRAM - URBANIZED AREA UNDER 200,000 POPULATION (UZA)

Num.	Project Description and Localization	Grantee	Year Entered		Annual Element				Total Est. Cost	Source of Local Funds	Remarks
					2019	2020	2021	2022			
61	A/E of an Intermodal Railway Transportation System for the Municipality of Arroyo	PRHTA	2020	F		-		-	-	Municipality requested toll credit fund sharing.	Transportation Study under evaluation FY 23 \$200,000- Programmed on STIP 2023-2026
				S		-		-	-		
				T		-		-	-		
62	Construction of an Intermodal Railway Transportation System for the Municipality of Arroyo	PRHTA	2018	F		-	-	-	-	Municipality requested toll credit fund sharing.	Transportation Study under evaluation FY 24 \$2,150,000- Programmed on STIP 2023-2026
				S		-	-	-	-		
				T		-	-	-	-		
63	Paratransit and trolley operating costs for the Municipality of Ceiba	PRHTA	2015	F			-	-	-	Municipality requested toll credit fund sharing.	Conditioned to submit Transportation Study-Programmed on STIP 2023-2026
				S			-	-	-		
				T			-	-	-		
64	Preventive maintenance cost for transit vehicles for the Municipality of Ceiba	PRHTA	2017	F			-	-	-	Municipality requested toll credit fund sharing.	Conditioned to submit Transportation Study-Programmed on STIP 2023-2026
				S			-	-	-		
				T			-	-	-		
65	Preventive Maintenance for Two (2) Trolleys, One (1) Paratransit and Two (2) Mini-Bus Vehicle for the Municipality of Fajardo	PRHTA	2021	F		-	-	64,496	64,496	Municipality requested toll credit fund sharing.	
				S		-	-	-	-		
				T		-	-	64,496	64,496		
66	Operational Assistance for Public Transit System for the Municipality of Fajardo	PRHTA	2021	F		-	-	529,120	529,120	Municipality requested toll credit fund sharing.	
				S		-	-	-	-		
				T		-	-	529,120	529,120		
67	Maintenance for Facilities to the Municipality of Fajardo	PRHTA	2022	F		-	-	270,654	270,654	Municipality requested toll credit fund sharing.	5489-2020-45
				S		-	-	-	-		
				T		-	-	270,654	270,654		
68	Acquisition of Pre-Fabricated Bus Shelters for the Municipality of Florida	PRHTA	2019	F		-	-	284,760	284,760	Municipality requested toll credit fund sharing.	FY19 Application 5489-2019-9
				S		-	-	-	-		
				T		-	-	284,760	284,760		
69	Acquisition of Property for Construction of Terminal for the Municipality of Guánica	PRHTA	2022	F			-	-	-	Municipality requested toll credit fund sharing.	Conditioned to submittal of Transportation Study and NEPA- Programmed on STIP 2023-2026
				S			-	-	-		
				T			-	-	-		

GOVERNMENT OF PUERTO RICO
 PUERTO RICO DEPARTMENT OF TRANSPORTATION AND PUBLIC WORKS
 PUERTO RICO HIGHWAYS AND TRANSPORTATION AUTHORITY
 STATEWIDE TRANSPORTATION IMPROVEMENT PROGRAM
 FISCAL YEARS 2019-2022
 AMENDMENT #3
 ADMINISTRATIVE MODIFICATION # 1

SECTION: 5307 URBANIZED AREA FORMULA PROGRAM - URBANIZED AREA UNDER 200,000 POPULATION (UZA)

Num.	Project Description and Localization	Grantee	Year Entered		Annual Element				Total Est. Cost	Source of Local Funds	Remarks
					2019	2020	2021	2022			
70	Improvement to Sidewalks, Ramps and Pedestrian crossing in urban/rural areas in Compliance with ADA requirements for the Municipality of Guayanilla	PRHTA	2018	F			-	-	-	Municipality requested toll credit fund sharing.	Carryover funds FY2018. Conditioned to submital of Transportation Study.- Programmed on STIP 2023-2026
				S			-	-	-		
				T			-	-	-		
71	Operating Assistance for the Municipality of Guayanilla	PRHTA	2020	F			-	36,000	36,000	Municipality requested toll credit fund sharing.	5489-2020-45-Programmed on STIP 2023-2026
				S			-	-	-		
				T			-	36,000	36,000		
72	Acquisition and Installation of fifteen (15) Bus Shelters in Compliance with ADA requirements for the Municipality of Guayanilla	PRHTA	2018	F			-	-	-	Municipality requested toll credit fund sharing.	Carryover funds FY2018. Conditioned to submital of Transportation Study.- Programmed on STIP 2023-2026
				S			-	-	-		
				T			-	-	-		
73	Design and Engineering cost for the improvement to Sidewalks, Ramps and Pedestrian crossing in urban/rural areas in Compliance with ADA requirements for the Municipality of Guayanilla	PRHTA	2018	F			-	-	-	Municipality requested toll credit fund sharing.	Carryover funds FY2018. Conditioned to submital of Transportation Study.Programmed on STIP 2023-2026
				S			-	-	-		
				T			-	-	-		
74	Acquisition of three (3) 30 feet low rider buses-31 passengers for the replacement of One (1) trolley and Two (2) buses of the Transportation System for the Municipality of Guayanilla	PRHTA	2020	F			-	-	-	Municipality requested toll credit fund sharing.	Conditioned to submital of Transportation Study.-Programmed on STIP 2023-2026
				S			-	-	-		
				T			-	-	-		
75	Acquisition of three (3) 32 feet Minibuses - 24 passengers for the expansion of the Transportation System for the Municipality of Guayanilla Transportation System	PRHTA	2020	F			-	-	-	Municipality requested toll credit fund sharing.	Conditioned to submital of Transportation Study.-Programmed on STIP 2023-2026
				S			-	-	-		
				T			-	-	-		
76	Design & Construction of Transportation Buses Maintenance & Garage Center for the Municipality of Guayanilla	PRHTA	2021	F			-	-	-	Municipality requested toll credit fund sharing.	Conditioned to submital of Transportation Study and divide the project by phases FY23 \$2,000,000- Programmed on STIP 2023-2026
				S			-	-	-		
				T			-	-	-		
77	Design, Properties Acquisition & Construction of four (4) Mini-stations for the Municipality of Guayanilla	PRHTA	2021	F			-	-	-	Municipality requested toll credit fund sharing.	Conditioned to submital of Transportation Study and divide the project by phases FY23 \$1,000,000- Programmed on STIP 2023-2026
				S			-	-	-		
				T			-	-	-		
78	Design and Engineering for Clotilde Colon Terminal for the Municipality of Juana Diaz	PRHTA	2022	F			-	-	-	Municipality requested toll credit fund sharing.	Conditioned to submital of Transportation Study-Programmed on STIP 2023-2026
				S			-	-	-		
				T			-	-	-		

GOVERNMENT OF PUERTO RICO
 PUERTO RICO DEPARTMENT OF TRANSPORTATION AND PUBLIC WORKS
 PUERTO RICO HIGHWAYS AND TRANSPORTATION AUTHORITY
 STATEWIDE TRANSPORTATION IMPROVEMENT PROGRAM
 FISCAL YEARS 2019-2022
 AMENDMENT #3
 ADMINISTRATIVE MODIFICATION # 1

SECTION: 5307 URBANIZED AREA FORMULA PROGRAM - URBANIZED AREA UNDER 200,000 POPULATION (UZA)

Num.	Project Description and Localization	Grantee	Year Entered		Annual Element				Total Est. Cost	Source of Local Funds	Remarks
					2019	2020	2021	2022			
79	Renovation of Clotilde Colon Terminal (phase I) for the Municipality of Juana Diaz	PRHTA	2022	F		-		-	-	Municipality requested toll credit fund sharing.	Conditioned to submital of Transportation Study-Programmed on STIP 2023-2026
				S		-		-	-		
				T		-		-	-		
80	Renovation of Clotilde Colon Terminal (phase II) for the Municipality of Juana Diaz	PRHTA	2022	F		-	-	-	-	Municipality requested toll credit fund sharing.	Conditioned to submital of Transportation Study-Programmed on STIP 2023-2026
				S		-	-	-	-		
				T		-	-	-	-		
81	Acquisition of Two (2) Paratransit Vans of Eleven (11) passengers for Paratransit Service to the Municipality of Juana Diaz	PRHTA	2022	F			-	192,000	192,000	Municipality requested toll credit fund sharing.	Conditioned to submital of Transportation Study
				S			-	-	-		
				T			-	192,000	192,000		
82	Reconstruction of Sidewalks and Ramps along the Trolley Route for the Municipality of Juana Diaz	PRHTA	2022	F			-	-	-	Municipality requested toll credit fund sharing.	Conditioned to submital of Transportation Study-Programmed on STIP 2023-2026
				S			-	-	-		
				T			-	-	-		
83	Acquisition and Installation of 52 Trolley Stops & Signs for Terminal and Stops along the Trolley Stops along the Trolley Route for the Municipality of Juana Diaz	PRHTA	2022	F			-	-	-	Municipality requested toll credit fund sharing.	Conditioned to submital of Transportation Study-Programmed on STIP 2023-2026
				S			-	-	-		
				T			-	-	-		
84	Operating Assistance for the Municipality of Juana Diaz	PRHTA	2022	F			-	457,131	457,131	Municipality requested toll credit fund sharing.	
				S			-	-	-		
				T			-	457,131	457,131		
85	Operating Assistance for Paratransit Service Provision in accordance with ADA Regulation for the Municipality of Juana Diaz	PRHTA	2022	F			-	150,000	150,000	Municipality requested toll credit fund sharing.	
				S			-	-	-		
				T			-	150,000	150,000		
86	Design and Construction of Associated Transit Improvements-Improvements to Sidewalks and Streets along Shelters and Stops in Compliance with ADA requirements for the Municipality of Lajas	PRHTA	2018	F			-	-	-	Municipality requested toll credit fund sharing.	Conditioned to submit the Transportation Study and update the project documentation including quotation-Programmed on STIP 2023-2026
				S			-	-	-		
				T			-	-	-		
87	Design & Construction of Eight (8) Bus Shelters and Signage for Two (2) New Routes for the Municipality of Lajas	PRHTA	2018	F			-	-	-	Municipality requested toll credit fund sharing.	Conditioned to submit the Transportation Study and update the project documentation including quotation-Programmed on STIP 2023-2026
				S			-	-	-		
				T			-	-	-		

GOVERNMENT OF PUERTO RICO
 PUERTO RICO DEPARTMENT OF TRANSPORTATION AND PUBLIC WORKS
 PUERTO RICO HIGHWAYS AND TRANSPORTATION AUTHORITY
 STATEWIDE TRANSPORTATION IMPROVEMENT PROGRAM
 FISCAL YEARS 2019-2022
 AMENDMENT #3
 ADMINISTRATIVE MODIFICATION # 1

SECTION: 5307 URBANIZED AREA FORMULA PROGRAM - URBANIZED AREA UNDER 200,000 POPULATION (UZA)

Num.	Project Description and Localization	Grantee	Year Entered	Annual Element					Total Est. Cost	Source of Local Funds	Remarks
					2019	2020	2021	2022			
88	Operating Assistance for Paratransit Service for the Municipality of Lajas	PRHTA	2020	F		-	-		-	Municipality requested toll credit fund sharing.	Programmed on STIP 2023-2026
				S		-	-	-	-		
				T		-	-		-		
89	Design & Construction Bicycle Access to support Lajas Transportation System at La Parguera for the Municipality of Lajas	PRHTA	2019	F			-	-	-	Municipality requested toll credit fund sharing.	Conditioned to submit the Transportation Study and update the project documentation including quotation-Programmed on STIP 2023-2026
				S			-	-	-		
				T			-	-	-		
90	Design and Construction sidewalks and streets along shelters and stops (additional funds) for the Municipality of Lajas	PRHTA	2019	F			-	-	-	Municipality requested toll credit fund sharing.	Conditioned to submit the Transportation Study and update the project documentation including quotation-Programmed on STIP 2023-2026
				S			-	-	-		
				T			-	-	-		
91	Engineering & Design of existing Public Terminal of the Municipality of Lajas	PRHTA	2019	F			-	-	-	Municipality requested toll credit fund sharing.	Conditioned to submit the Transportation Study and update the project documentation including quotation-Programmed on STIP 2023-2026
				S			-	-	-		
				T			-	-	-		
92	Design and Remodeling of existing Public Terminal of the Municipality of Lajas	PRHTA	2020	F			-	-	-	Municipality requested toll credit fund sharing.	Conditioned to submit the Transportation Study and update the project documentation including quotation-Programmed on STIP 2023-2026
				S			-	-	-		
				T			-	-	-		
93	Operating Assistance for vehicles fleet for the Municipality of Lajas	PRHTA	2022	F		-	-		-	Municipality requested toll credit fund sharing.	Programmed on STIP 2023-2026
				S		-	-	-	-		
				T		-	-		-		
94	Design and Construction of associated transit improvements-Improvements to Sidewalks and Streets along Shelters and Stops in Compliance with ADA requirements for the Municipality of Luquillo	PRHTA	2018	F			-	-	-	Municipality requested toll credit fund sharing.	Conditioned to submit the Transportation Study and update the project documentation including quotation-Programmed on STIP 2023-2026
				S			-	-	-		
				T			-	-	-		
95	Design and Construction of Four (4) Shelters and Signage for New Bus Route for the Municipality of Luquillo	PRHTA	2018	F			-	-	-	Municipality requested toll credit fund sharing.	Conditioned to submit the Transportation Study and update the project documentation including quotation-Programmed on STIP 2023-2026
				S			-	-	-		
				T			-	-	-		
96	Design of Public Terminal for the Municipality of Luquillo	PRHTA	2020	F			-	-	-	Municipality requested toll credit fund sharing.	Conditioned to submit the Transportation Study and update the project documentation including quotation-Programmed on STIP 2023-2026
				S			-	-	-		
				T			-	-	-		

GOVERNMENT OF PUERTO RICO
 PUERTO RICO DEPARTMENT OF TRANSPORTATION AND PUBLIC WORKS
 PUERTO RICO HIGHWAYS AND TRANSPORTATION AUTHORITY
 STATEWIDE TRANSPORTATION IMPROVEMENT PROGRAM
 FISCAL YEARS 2019-2022
 AMENDMENT #3
 ADMINISTRATIVE MODIFICATION # 1

SECTION: 5307 URBANIZED AREA FORMULA PROGRAM - URBANIZED AREA UNDER 200,000 POPULATION (UZA)

Num.	Project Description and Localization	Grantee	Year Entered	Annual Element					Total Est. Cost	Source of Local Funds	Remarks
					2019	2020	2021	2022			
97	Removal and Replacement of Existing Transportation Buses Garage, Center Roof, Wall and Floor for the Municipality of Luquillo	PRHTA	2021	F			-	-	-	Municipality requested toll credit fund sharing.	Conditioned to submit the Transportation Study, NEPA and update project documentation including quotation FY 23: \$1,541,124-Programmed on STIP 2023-2026
				S			-	-	-		
				T			-	-	-		
98	Design and NEPA for the Construction of the Maintenance and washing center for the Transportation fleet for the Municipality of Luquillo	PRHTA	2021	F			-	-	-	Municipality requested toll credit fund sharing.	Conditioned to Transportation Study and NEPA-Programmed on STIP 2023-2026
				S			-	-	-		
				T			-	-	-		
99	Reconstruction of sidewalks and ramps along the Trolley route for the Municipality of Luquillo	PRHTA	2021	F			-	-	-	Municipality requested toll credit fund sharing.	Conditioned to Transportation Study and NEPA-Programmed on STIP 2023-2026
				S			-	-	-		
				T			-	-	-		
100	Properties acquisition for the Construction of three (3) Stop areas in the Trolley Route for the Municipality of Luquillo	PRHTA	2021	F			-	-	-	Municipality requested toll credit fund sharing.	Conditioned to Transportation Study and NEPA-Programmed on STIP 2023-2026
				S			-	-	-		
				T			-	-	-		
101	Acquisition & Instalation of (20) Shelters along the Trolley Route for the Municipality of Luquillo	PRHTA	2021	F			-	-	-	Municipality requested toll credit fund sharing.	Conditioned to Transportation Study-Programmed on STIP 2023-2026
				S			-	-	-		
				T			-	-	-		
102	Operating Assistance for Transportation System of the Municipality of Luquillo	PRHTA	2021	F		-	-	208,000	208,000	Municipality requested toll credit fund sharing.	Carryover funds FY 2021 of \$101K
				S		-	-	-	-		
				T		-	-	208,000	208,000		
103	Signage and Electronic Programming System Acquisition and Installation along the Trolley Route Streets and Stops for the Municipality of Luquillo	PRHTA	2022	F			-	-	-	Municipality requested toll credit fund sharing.	Conditioned to Transportation Study-Programmed on STIP 2023-2026
				S			-	-	-		
				T			-	-	-		
104	Provision of Paratransit Service in Accordance with ADA regulations for the Municipality of Luquillo	PRHTA	2022	F		-	-	150,000	150,000	Municipality requested toll credit fund sharing.	Conditioned to Transportation Study
				S		-	-	-	-		
				T		-	-	150,000	150,000		
105	Streets Sign and Stops Sign Identifying the Trolleys Stops for the Municipality of Naguabo	PRHTA	2015	F		-	-	150,000	150,000	Municipality requested toll credit fund sharing.	Application 5489-2019-9
				S		-	-	-	-		
				T		-	-	150,000	150,000		

GOVERNMENT OF PUERTO RICO
 PUERTO RICO DEPARTMENT OF TRANSPORTATION AND PUBLIC WORKS
 PUERTO RICO HIGHWAYS AND TRANSPORTATION AUTHORITY
 STATEWIDE TRANSPORTATION IMPROVEMENT PROGRAM
 FISCAL YEARS 2019-2022
 AMENDMENT #3
 ADMINISTRATIVE MODIFICATION # 1

SECTION: 5307 URBANIZED AREA FORMULA PROGRAM - URBANIZED AREA UNDER 200,000 POPULATION (UZA)

Num.	Project Description and Localization	Grantee	Year Entered	Annual Element				Total Est. Cost	Source of Local Funds	Remarks
				2019	2020	2021	2022			
106	Engineering, Design and Environmental of the Maintenance Garage for the Municipality of Naguabo	PRHTA	2018	F	-	-	276,250	276,250	Municipality requested toll credit fund sharing.	Application 5489-2019-9
				S	-	-	-	-		
				T	-	-	276,250	276,250		
107	Improvement of Maintenance Garage for the Municipality of Naguabo	PRHTA	2018	F	-	-	502,500	502,500	Municipality requested toll credit fund sharing.	Application 5489-2019-9
				S	-	-	-	-		
				T	-	-	502,500	502,500		
108	Preventive Maintenance for Terminal for the Municipality of Naguabo	PRHTA	2019	F	-	-	130,000	130,000	Municipality requested toll credit fund sharing.	Application 5489-2019-9
				S	-	-	-	-		
				T	-	-	130,000	130,000		
109	Drug & Alcohol Test for the Municipality of Naguabo	PRHTA	2020	F	-	-	6,250	6,250	Municipality requested toll credit fund sharing.	
				S	-	-	-	-		
				T	-	-	6,250	6,250		
110	Communications, Security and Tracking Devices for the Municipality of Naguabo	PRHTA	2021	F	-	-	30,000	30,000	Municipality requested toll credit fund sharing.	
				S	-	-	-	-		
				T	-	-	30,000	30,000		
111	Preventive Maintenance Cost for Transit Fleet for the Municipality of Naguabo	PRHTA	2021	F	-	-	40,000	40,000	Municipality requested toll credit fund sharing.	
				S	-	-	-	-		
				T	-	-	40,000	40,000		
112	Operating Assistance for the Municipality of Peñuelas	PRHTA	2018	F	-	-	200,000	200,000	Municipality requested toll credit fund sharing.	
				S	-	-	-	-		
				T	-	-	200,000	200,000		
113	Communication, Security for Terminal and Tracking Services for transit fleet for the Municipality of Peñuelas	PRHTA	2021	F	-	-	30,000	30,000	Municipality requested toll credit fund sharing.	
				S	-	-	-	-		
				T	-	-	30,000	30,000		
114	Operating Assistance for ADA Paratransit Program for the Municipality of Peñuelas	PRHTA	2021	F	-	-	200,000	200,000	Municipality requested toll credit fund sharing.	
				S	-	-	-	-		
				T	-	-	200,000	200,000		
115	Engineering, Design and Environmental (phase I) of the Plaza Terminal Jesús Ramírez Arroyo for the Municipality of Peñuelas	PRHTA	2021	F	-	-	125,000	125,000	Municipality requested toll credit fund sharing.	
				S	-	-	-	-		
				T	-	-	125,000	125,000		

GOVERNMENT OF PUERTO RICO
 PUERTO RICO DEPARTMENT OF TRANSPORTATION AND PUBLIC WORKS
 PUERTO RICO HIGHWAYS AND TRANSPORTATION AUTHORITY
 STATEWIDE TRANSPORTATION IMPROVEMENT PROGRAM
 FISCAL YEARS 2019-2022
 AMENDMENT #3
 ADMINISTRATIVE MODIFICATION # 1

SECTION: 5307 URBANIZED AREA FORMULA PROGRAM - URBANIZED AREA UNDER 200,000 POPULATION (UZA)

Num.	Project Description and Localization	Grantee	Year Entered		Annual Element				Total Est. Cost	Source of Local Funds	Remarks
					2019	2020	2021	2022			
116	Construction (phase II) of Plaza Terminal Jesús Ramírez Arroyo for the Municipality of Peñuelas	PRHTA	2021	F		-	-	259,558	259,558	Municipality requested toll credit fund sharing.	
				S		-	-	-	-		
				T		-	-	259,558	259,558		
117	Acquisition of Two (2) Buses-16 passengers for fixed route for the Municipality of Quebradillas	PRHTA	2021	F		-	-	190,000	190,000	Municipality requested toll credit fund sharing.	Conditioned to submital of Transportation Study.
				S		-	-	-	-		
				T		-	-	190,000	190,000		
118	Communication, Security for Terminal and Tracking Services for transit fleet for the Municipality of Quebradillas	PRHTA	2021	F		-	-	30,000	30,000	Municipality requested toll credit fund sharing.	Conditioned to submital of Transportation Study.
				S		-	-	-	-		
				T		-	-	30,000	30,000		
119	Operating Assistance for ADA Paratransit Program for the Municipality of Quebradillas	PRHTA	2021	F		-	-	200,000	200,000	Municipality requested toll credit fund sharing.	Conditioned to submital of Transportation Study.
				S		-	-	-	-		
				T		-	-	200,000	200,000		
120	Drug & Alcohol Test for the Municipality of Quebradillas	PRHTA	2021	F		-	-	2,000	2,000	Municipality requested toll credit fund sharing.	Conditioned to submital of Transportation Study.
				S		-	-	-	-		
				T		-	-	2,000	2,000		
121	Preventive Maintenance for Transit Fleet for the Municipality of Quebradillas	PRHTA	2021	F		-	-	20,000	20,000	Municipality requested toll credit fund sharing.	Conditioned to submital of Transportation Study.
				S		-	-	-	-		
				T		-	-	20,000	20,000		
122	Preventive Maintenance for Transit Facilities for the Municipality of Quebradillas	PRHTA	2021	F		-	-	40,000	40,000	Municipality requested toll credit fund sharing.	Conditioned to submital of Transportation Study.
				S		-	-	-	-		
				T		-	-	40,000	40,000		
123	Acquisition of Passenger/Cargo Vessels for the Island Services	PRHTA/ATM	2022	F		-	-	30,000,000	30,000,000	Municipality requested toll credit fund sharing.	
				S		-	-	-	-		
				T		-	-	30,000,000	30,000,000		
124	Feasibility Study of Maritime Transit Oriented	PRHTA/ATM	2020	F		-	-	300,000	300,000	Municipality requested toll credit fund sharing.	
				S		-	-	-	-		
				T		-	-	300,000	300,000		
125	Acquisition of new Vessel for passenger on the Island Services	PRHTA/ATM	2022	F				20,000,000	20,000,000	Municipality requested toll credit fund sharing.	
				S					-		
				T				20,000,000	20,000,000		
126	Preventive Maintenance of Ceiba Terminal	PRHTA/ATM	2022	T				2,500,000	2,500,000	Municipality requested toll credit fund sharing.	
				S					-		
				F				2,500,000	2,500,000		

GOVERNMENT OF PUERTO RICO
 PUERTO RICO DEPARTMENT OF TRANSPORTATION AND PUBLIC WORKS
 PUERTO RICO HIGHWAYS AND TRANSPORTATION AUTHORITY
 STATEWIDE TRANSPORTATION IMPROVEMENT PROGRAM
 FISCAL YEARS 2019-2022
 AMENDMENT #3
 ADMINISTRATIVE MODIFICATION # 1

SECTION: 5307 URBANIZED AREA FORMULA PROGRAM - URBANIZED AREA UNDER 200,000 POPULATION (UZA)

Num.	Project Description and Localization	Grantee	Year Entered		Annual Element				Total Est. Cost	Source of Local Funds	Remarks
					2019	2020	2021	2022			
127	Operating Assistance	PRHTA/ATM	2019	F		-	-	10,030,364	10,030,364	Municipality requested toll credit fund sharing.	Carryover Funds FY2020
				S		-	-	-	-		
				T		-	-	10,030,364	10,030,364		
128	Preventive Maintenance of assets, overhaul, and vessel repairs for island services	PRHTA/ATM	2023	F					-	Municipality requested toll credit fund sharing.	Programmed on STIP 2023-2026
				S					-		
				T					-		
129	Construction of New Terminal for the Municipality of Villalba	Villalba	2014	F		-	-	1,209,289	1,209,289	Municipality requested toll credit fund sharing.	Carryover Funds FY 2019 (\$3,310, 242)
				S		-	-	-	-		
				T		-	-	1,209,289	1,209,289		
130	Preventive Maintenance for Vehicles of Transportation System for the Municipality of Villalba	Villalba	2017	F		-	-	223,091	223,091	Municipality requested toll credit fund sharing.	Carryover funds FY2018 Application 6416-2018-2
				S		-	-	-	-		
				T		-	-	223,091	223,091		
131	Operational Asistance for the Transportation System of the Municipality of Villalba	Villalba	2017	F		-	-	272,091	272,091	Municipality requested toll credit fund sharing.	Carryover funds FY2018 Application 6416-2018-2
				S		-	-	-	-		
				T		-	-	272,091	272,091		
132	Design and Construction of Pedestrian and Cycling Route of the Municipality of Villalba	Villalba	2018	F		-	-	936,250	936,250	Municipality requested toll credit fund sharing.	Carryover funds FY2018 Application 6416-2019-2
				S		-	-	-	-		
				T		-	-	936,250	936,250		
133	Construction of Pedestrian Cycling route for the Municipality of Villalba (Phase II)	Villalba	2019	F		-	-	570,000	570,000	Municipality requested toll credit fund sharing.	Carryover Funds FY19 Application 6416-2019-3
				S		-	-	-	-		
				T		-	-	570,000	570,000		
134	Acquisition of Eight (8) Bike Racks for the Municipality of Villalba	Villalba	2020	F		-	-	5,000	5,000	Municipality requested toll credit fund sharing.	Application 6416-2020-4
				S		-	-	-	-		
				T		-	-	5,000	5,000		
135	Repair of thirty (36) shelter for bus stop station for Transportation System for the Municipality of Villalba	Villalba	2021	F		-	-	360,000	360,000	Municipality requested toll credit fund sharing.	Application 6416-2021-1
				S		-	-	-	-		
				T		-	-	360,000	360,000		
136	Design & Construction of Bus Wash facility for the Municipality of Villalba	Villalba	2021	F		-	-	77,400	77,400	Municipality requested toll credit fund sharing.	Application 6416-2021-1
				S		-	-	-	-		
				T		-	-	77,400	77,400		
137	Purchase of equipment support for the Municipality of Villalba	Villalba	2021	F		-	-	90,000	90,000	Municipality requested toll credit fund sharing.	Application 6416-2021-1
				S		-	-	-	-		
				T		-	-	90,000	90,000		

GOVERNMENT OF PUERTO RICO
 PUERTO RICO DEPARTMENT OF TRANSPORTATION AND PUBLIC WORKS
 PUERTO RICO HIGHWAYS AND TRANSPORTATION AUTHORITY
 STATEWIDE TRANSPORTATION IMPROVEMENT PROGRAM
 FISCAL YEARS 2019-2022
 AMENDMENT #3
 ADMINISTRATIVE MODIFICATION # 1

SECTION: 5307 URBANIZED AREA FORMULA PROGRAM - URBANIZED AREA UNDER 200,000 POPULATION (UZA)

Num.	Project Description and Localization	Grantee	Year Entered	Annual Element				Total Est. Cost	Source of Local Funds	Remarks
				2019	2020	2021	2022			
138	Design and Installation of Solar Energy Project for Transportation System for the Municipality of Villalba	Villalba	2021	F	-	-	300,000	300,000	Municipality requested toll credit fund sharing.	Application 6416-2021-1
				S	-	-	-	-		
				T	-	-	300,000	300,000		
139	Design & Construction of the Pedestrian Cycling Route (3rd Phase) for the Municipality of Villalba	Villalba	2021	F	-	-	1,500,000	1,500,000	Municipality requested toll credit fund sharing.	
				S	-	-	-	-		
				T	-	-	1,500,000	1,500,000		
140	Improvements to sidewalks and streets along shelters and stops in compliance with ADA requirements for the Municipality of Villalba	Villalba	2021	F	-	-	613,000	613,000	Municipality requested toll credit fund sharing.	Application 6416-2021-1
				S	-	-	-	-		
				T	-	-	613,000	613,000		
141	Fourth Phase of the Construction of the Pedestrian Cycling Route for the Municipality of Villalba	Villalba	2022	F	-	-	1,000,000	1,000,000	Municipality requested toll credit fund sharing.	
				S	-	-	-	-		
				T	-	-	1,000,000	1,000,000		
142	Acquisition of office equipmment for the collective transport terminal for the Municipality of Villalba	Villalba	2022	F	-	-	5,000	5,000	Municipality requested toll credit fund sharing.	
				S	-	-	-	-		
				T	-	-	5,000	5,000		
143	Acquisition of Urban Furniture and Perimeter Fence for the New Collective Transport Terminal for the Municipality of Villalba	Villalba	2022	F	-	-	100,000	100,000	Municipality requested toll credit fund sharing.	
				S	-	-	-	-		
				T	-	-	100,000	100,000		
144	Acquisition of Shop Equipment for Collectiove Transport Terminal for the Municipality of Villalba	Villalba	2022	F	-	-	50,000	50,000	Municipality requested toll credit fund sharing.	
				S	-	-	-	-		
				T	-	-	50,000	50,000		
145	Operating Assistance for Public Transportaction System for the Municipality of Villalba	Villalba	2022	F	-	-	700,000	700,000	Municipality requested toll credit fund sharing.	
				S	-	-	-	-		
				T	-	-	700,000	700,000		
146	Labels Stops of the Collective Transportation System	Villalba	2022	F	-	-	180,000	180,000	Municipality requested toll credit fund sharing.	
				S	-	-	-	-		
				T	-	-	180,000	180,000		
147	Acquisition of Four (4) vehicles (Vans) for twenty-four (24) passengers for the Municipality of Villalba	Villalba	2022	F	-	-	854,000	854,000	Municipality requested toll credit fund sharing.	
				S	-	-	-	-		
				T	-	-	854,000	854,000		
148	Operational Assistance for Public Transportation System for the Municipality of Yauco	Yauco	2015	F	-	-	1,319,144	1,319,144	Municipality requested toll credit fund sharing.	Application 6675-2022-1. Funds will be used for FY22 and FY23
				S	-	-	-	-		
				T	-	-	1,319,144	1,319,144		
149	Operational Assistance for ADA Paratransit Services for the Municipality of Yauco	Yauco	2015	F	-	-	370,099	370,099	Municipality requested toll credit fund sharing.	Application 6675-2022-1. Funds will be used for FY22 and FY23
				S	-	-	-	-		
				T	-	-	370,099	370,099		

GOVERNMENT OF PUERTO RICO
 PUERTO RICO DEPARTMENT OF TRANSPORTATION AND PUBLIC WORKS
 PUERTO RICO HIGHWAYS AND TRANSPORTATION AUTHORITY
 STATEWIDE TRANSPORTATION IMPROVEMENT PROGRAM
 FISCAL YEARS 2019-2022
 AMENDMENT #3
 ADMINISTRATIVE MODIFICATION # 1

SECTION: 5307 URBANIZED AREA FORMULA PROGRAM - URBANIZED AREA UNDER 200,000 POPULATION (UZA)

Num.	Project Description and Localization	Grantee	Year Entered		Annual Element				Total Est. Cost	Source of Local Funds	Remarks
					2019	2020	2021	2022			
150	Preventive Maintenance for Public Transportation Vehicles for the Municipality of Yauco	Yauco	2016	F			-	71,408	71,408	Municipality requested toll credit fund sharing.	Application 6675-2022-1
				S			-	-	-		
				T			-	71,408	71,408		
151	Construction of Maintenance and Administrative Facility for the Municipality of Yauco	Yauco	2018	F		-		-	-	Municipality requested toll credit fund sharing.	Application 6675-2019-3- Programmed on STIP 2023-2026
				S		-		-	-		
				T		-		-	-		
152	Acquisition of Computers, Software and Hardware for the Public Transportation System of the Municipality of Yauco	Yauco	2019	F		-	-	4,000	4,000	Municipality requested toll credit fund sharing.	Application 6675-2019-4
				S		-	-	-	-		
				T		-	-	4,000	4,000		
153	Acquisition of Fare Box System for Public Transportation Vehicles of the Municipality of Yauco	Yauco	2019	F		-	-	10,000	10,000	Municipality requested toll credit fund sharing.	Application 6675-2019-4
				S		-	-	-	-		
				T		-	-	10,000	10,000		
154	Preventive Maintenance for the Infrastructure of Three (3) Public Transportation Terminals of the Municipality of Yauco	Yauco	2019	F				188,200	188,200	Municipality requested toll credit fund sharing.	Application 6675-2019-4
				S				-	-		
				T				188,200	188,200		
155	Construction and Repair of Streets, Sidewalks and ADA Ramps Along the Trolley Routes for the Municipality of Yauco	Yauco	2019	F		-	-	196,560	196,560	Municipality requested toll credit fund sharing.	Application 6675-2019-4
				S		-	-	-	-		
				T		-	-	196,560	196,560		
156	Acquisition of Tools and Equipment for the Mechanic Shop of the Public Transportation for the Municipality of Yauco	Yauco	2019	F		-	-	9,000	9,000	Municipality requested toll credit fund sharing.	Application 6675-2019-4
				S		-	-	-	-		
				T		-	-	9,000	9,000		
157	Acquisition of Surveillance Cameras, GPS, Software and Hardware for vehicles and accessories to support Security for Public Transportation Program for the Municipality of Yauco	Yauco	2019	F		-	-	35,000	35,000	Municipality requested toll credit fund sharing.	Application 6675-2019-4
				S		-	-	-	-		
				T		-	-	35,000	35,000		
158	Drug and Alcohol Testing for Employees of Public Transportatin System for the Municipality of Yauco	Yauco	2019	F		-	-	12,900	12,900	Municipality requested toll credit fund sharing.	Application 6675-2019-4
				S		-	-	-	-		
				T		-	-	12,900	12,900		
159	In-Service and other Educational Services for the Public Transportation Personnel of the Municipality of Yauco	Yauco	2019	F		-	-	3,500	3,500	Municipality requested toll credit fund sharing.	Application 6675-2019-4
				S		-	-	-	-		
				T		-	-	3,500	3,500		
160	Insurance, Permits and Liability Insurance Expenses for Public Transportation System of the Municipality of Yauco	Yauco	2019	F		-	-	10,000	10,000	Municipality requested toll credit fund sharing.	Application 6675-2019-4
				S		-	-	-	-		
				T		-	-	10,000	10,000		

GOVERNMENT OF PUERTO RICO
PUERTO RICO DEPARTMENT OF TRANSPORTATION AND PUBLIC WORKS
PUERTO RICO HIGHWAYS AND TRANSPORTATION AUTHORITY
STATEWIDE TRANSPORTATION IMPROVEMENT PROGRAM
FISCAL YEARS 2019-2022
AMENDMENT #3
ADMINISTRATIVE MODIFICATION # 1

SECTION: 5307 URBANIZED AREA FORMULA PROGRAM - URBANIZED AREA UNDER 200,000 POPULATION (UZA)

Num.	Project Description and Localization	Grantee	Year Entered		Annual Element				Total Est. Cost	Source of Local Funds	Remarks
					2019	2020	2021	2022			
161	Improvement Enhancements for Transportation System Terminals (Bench, Garbage, Cans, etc.) for the Municipality of Yauco	Yauco	2019	F	-	-	30,000	30,000	Municipality requested toll credit fund sharing.	Carryover FY19 \$10,000 Application 6675-2019-4	
				S	-	-	-	-			
				T		-	30,000	30,000			
162	Security Service for Terminals and Park Storage Lot for the Municipality of Yauco	Yauco	2020	F	-	-	64,713	64,713	Municipality requested toll credit fund sharing.	Application 6675-2019-4	
				S	-	-	-	-			
				T		-	64,713	64,713			
163	Maintenance and Repairs of Bus Shelters for the Municipality of Yauco	Yauco	2020	F	-	-	50,000	50,000	Municipality requested toll credit fund sharing.	Application 6675-2019-4	
				S	-	-	-	-			
				T		-	50,000	50,000			
164	Replacement of Ten (10) Buses for the Municipality of Yauco	Yauco	2020	F		-	-	-	Municipality requested toll credit fund sharing.	Programmed on STIP 2023-2026	
				S		-	-	-			
				T		-	-	-			
165	Acquisition of Support Vehicle for Preventive Maintenance for the Municipality of Yauco	Yauco	2020	F		-	-	-	Municipality requested toll credit fund sharing.	Programmed on STIP 2023-2026	
				S		-	-	-			
				T		-	-	-			
166	Engineering & Design Bicycle Route Transportation Study (phase 1 & 2) for the Municipality of Yauco	Yauco	2021	F		-	-	-	Municipality requested toll credit fund sharing.	Conditionated Transportation Study- Programmed on STIP 2023-2026	
				S			-	-			
				T		-	-	-			
167	Rent & Utilities. monthly expenses for Public Administrative Office (Operating Asistance)	Yauco	2021	F	-	-	431,808	431,808	Municipality requested toll credit fund sharing.	Application 6675-2022-1	
				S	-	-	-	-			
				T	-	-	431,808	431,808			
168	Additional funds for the Acquisition of a Tow Truck Spport Vehicle for ADA vehicles and Public Transportation Vehicles for the Muniaplity of Yauco	Yauco	2022	F	-	-	85,000	85,000	Municipality requested toll credit fund sharing.	Add funds: PR-2021-029	
				S	-	-	-	-			
				T		-	85,000	85,000			
		Total Federal Funds:		F	-	-	78,433,272	78,433,272			
		Total State or Local Funds:		S		-	-	-			
		Total		T		-	-	78,433,272	78,433,272		



Government of Puerto Rico

Puerto Rico Department of Transportation and Public Works

Puerto Rico Highways and Transportation Authority

Statewide Transportation Improvement Program (STIP)

FEDERAL TRANSIT ADMINISTRATION (FTA)

Urbanized Area Under 200,000 in Population (UZA)

Section 5310

GOVERNMENT OF PUERTO RICO
 PUERTO RICO DEPARTMENT OF TRANSPORTATION AND PUBLIC WORKS
 PUERTO RICO HIGHWAYS AND TRANSPORTATION AUTHORITY
 STATEWIDE TRANSPORTATION IMPROVEMENT PROGRAM
 FISCAL YEARS 2019-2022
 AMENDMENT #3
 ADMINISTRATIVE MODIFICATION # 1

Section 5310: Enhanced Mobility of Seniors and Persons with Disabilities, Urbanized Area Under 200,000 in Population Formula Program (UZA)

Num.	Project Description and Localization	Grantee	Year Entered	Annual Element					Total	Source of Local Funds	Remarks
					2019	2020	2021	2022	Est. Cost		
1	Operating Assistance for the Municipality of Arroyo	PRHTA	2022	F		-	-	75,000	75,000	Toll Credits	
				S		-	-	-	-		
				T		-	-	75,000	75,000		
2	Preventive Maintenance for the Municipality of Arroyo	PRHTA	2022	F		-	-	31,403	31,403	Toll Credits	
				S		-	-	-	-		
				T		-	-	31,403	31,403		
3	Acquisition of Two (2) Mini Buses (16 passengers) for the Municipality of Barceloneta	PRHTA	2022	F		-	-	244,570	244,570	Toll Credits	
				S		-	-	-	-		
				T		-	-	244,570	244,570		
4	Operating Assistance for the Municipality of Barceloneta	PRHTA	2022	F		-	-	47,500	47,500	Toll Credits	
				S		-	-	-	-		
				T		-	-	47,500	47,500		
5	Preventive Maintenance for the Municipality of Barceloneta	PRHTA	2022	F		-	-	10,000	10,000	Toll Credits	
				S		-	-	-	-		
				T		-	-	10,000	10,000		
6	Acquisition of One (1) Mini Bus (16-passengers) for Waves Ahead Corp. in the Municipality of Cabo Rojo	PRHTA	2022	F		-	-	122.285	122.285	Toll Credits	
				S		-	-	-	-		
				T		-	-	122.285	122.285		
7	Operating Assistance for Waves Ahead Corp. in the Municipality of Cabo Rojo	PRHTA	2022	F		-	-	48,000	48,000	Toll Credits	
				S		-	-	-	-		
				T		-	-	48,000	48,000		
8	Preventive Maintenance for Waves Ahead Corp. in the Municipality of Cabo Rojo	PRHTA	2022	F		-	-	5,300	5,300	Toll Credits	
				S		-	-	-	-		
				T		-	-	5,300	5,300		
9	Cameras and GPS for two(2) locations for Waves Ahead Corp. in the Municipality of Cabo Rojo	PRHTA	2022	F		-	-	3,000	3,000	Toll Credits	
				S		-	-	-	-		
				T		-	-	3,000	3,000		
10	Radio Communication for One (1) Bus and the control station for Waves Ahead Corp. in the Municipality of Cabo Rojo	PRHTA	2022	F		-	-	1,000	1,000	Toll Credits	
				S		-	-	-	-		
				T		-	-	1,000	1,000		

GOVERNMENT OF PUERTO RICO
PUERTO RICO DEPARTMENT OF TRANSPORTATION AND PUBLIC WORKS
PUERTO RICO HIGHWAYS AND TRANSPORTATION AUTHORITY
STATEWIDE TRANSPORTATION IMPROVEMENT PROGRAM
FISCAL YEARS 2019-2022
AMENDMENT #3
ADMINISTRATIVE MODIFICATION # 1

Section 5310: Enhanced Mobility of Seniors and Persons with Disabilities, Urbanized Area Under 200,000 in Population Formula Program (UZA)

Num.	Project Description and Localization	Grantee	Year Entered	Annual Element					Total	Source of Local Funds	Remarks
					2019	2020	2021	2022	Est. Cost		
11	Training for Employees - Waves Ahead Corp. in the Municipality of Cabo Rojo	PRHTA	2022	F		-	-	2,000	2,000	Toll Credits	
				S		-	-	-	-		
				T		-	-	2,000	2,000		
12	Acquisition of One (1) Paratransit Van (11 passengers) for service expansion to the Municipality of Guayanilla	PRHTA	2022	F		-	-	110,285	110,285	Toll Credits	
				S		-	-	-	-		
				T		-	-	110,285	110,285		
13	Acquisition of Three(3) Mini Buses (24 passengers) for service expansion to the Municipality of Guayanilla	PRHTA	2022	F		-	-	466,855	466,855	Toll Credits	
				S		-	-	-	-		
				T		-	-	466,855	466,855		
14	Acquisition of Paratransit Van (11 passengers) for service expansion to the Municipality of Hatillo	PRHTA	2022	F		-	-	110,285	110,285	Toll Credits	
				S		-	-	-	-		
				T		-	-	110,285	110,285		
15	Replacement of Two (2) Paratransit Vans (11 passengers) for the Municipality of Hormigueros	PRHTA	2021	F		-	-	180,000	180,000	Toll Credits	Conditioned to disposition process completion
				S		-	-	-	-		
				T		-	-	180,000	180,000		
16	Replacement of Two (2) Mini Buses (16 passengers) for the Municipality of Hormigueros	PRHTA	2022	F		-	-	190,000	190,000	Toll Credits	Conditioned to disposition process completion
				S		-	-	-	-		
				T		-	-	190,000	190,000		
17	Operating Assistance for the Municipality of Ponce	PRHTA	2022	F		-	-	656,455	656,455	Toll Credits	
				S		-	-	-	-		
				T		-	-	656,455	656,455		
18	Electronic Equipment (computers, printers, etc) for the Municipality of Ponce	PRHTA	2022	F		-	-	12,000	12,000	Toll Credits	
				S		-	-	-	-		
				T		-	-	12,000	12,000		
19	Preventive Maintenance for the Municipality of Ponce	PRHTA	2022	F		-	-	240,000	240,000	Toll Credits	
				S		-	-	-	-		
				T		-	-	240,000	240,000		
20	State Administration	PRHTA	2022	F		-	-	208,766	208,766	Toll Credits	
				S		-	-	-	-		
				T		-	-	208,766	208,766		
		Total Federal Funds:		F		-	-	2,457,658	2,457,658		
		Total State or Local Funds:		S		-	-	-	-		
		Total		T		-	-	2,457,658	2,457,658		



Government of Puerto Rico

Puerto Rico Department of Transportation and Public Works

Puerto Rico Highways and Transportation Authority

Statewide Transportation Improvement Program (STIP)

FEDERAL TRANSIT ADMINISTRATION (FTA)

Urbanized Area Under 200,000 in Population (UZA)

Section 5337

GOVERNMENT OF PUERTO RICO
 PUERTO RICO DEPARTMENT OF TRANSPORTATION AND PUBLIC WORKS
 PUERTO RICO HIGHWAYS AND TRANSPORTATION AUTHORITY
 STATEWIDE TRANSPORTATION IMPROVEMENT PROGRAM
 FISCAL YEARS 2019-2022
 AMENDMENT #3
 ADMINISTRATIVE MODIFICATION # 1

SECTION 5337: HIGH INTENSITY FIXED GUIDEWAY STATE OF GOOD REPAIR,Urbanized Area Under 200,000 in Population Formula Program (UZA)

Num.	Description	Grantee	Year Apportioned	Annual Element					Total Estimated Cost	Source of Local Funds	Remarks
					2019	2020	2021	2022			
1	Preventive Maintenance, Overhaul & Vessel Repairs for Island Services	PRHTA/ATM	2022	F		-	-	5,080,802	5,080,802	Toll Credit	
				S		-	-	-	-		
				T		-	-	5,080,802	5,080,802		
		Total Federal Funds:			-	-	5,080,802	5,080,802			
		Total State or Local Funds:			-	-	-	-			
		Total			-	-	5,080,802	5,080,802			



Government of Puerto Rico

Puerto Rico Department of Transportation and Public Works
Puerto Rico Highways and Transportation Authority

Statewide Transportation Improvement Program (STIP)

FEDERAL TRANSIT ADMINISTRATION (FTA)

Urbanized Area Under 200,000 in Population (UZA)

Section 5339

GOVERNMENT OF PUERTO RICO
 PUERTO RICO DEPARTMENT OF TRANSPORTATION AND PUBLIC WORKS
 PUERTO RICO HIGHWAYS AND TRANSPORTATION AUTHORITY
 STATEWIDE TRANSPORTATION IMPROVEMENT PROGRAM
 FISCAL YEARS 2019-2022

AMENDMENT #3
 ADMINISTRATIVE MODIFICATION # 1

SECTION 5339: BUS AND BUS FACILITIES FORMULA PROGRAM - URBANIZED AREA UNDER 200,000 POPULATION (UZA)

Num.	Description	Grantee	Year Entered	Annual Element					Total Est. Cost	Source of Local Funds	Remarks
					2019	2020	2021	2022			
1	Improvements to Elevator of Felipe Martínez Publico Terminal of the Municipality of Camuy	Camuy	2021	F				64,600	64,600	Toll Credits	Application 5487-2021-1
				S							
				T				64,600	64,600		
2	Maintenance Facilities (Trolley Station) for the Municipality of Camuy	Camuy	2022	F				11,990	11,990	Toll Credits	Application 5487-2021-1
				S							
				T				11,990	11,990		
3	Purchase of Carbon Monoxide Fire Detention and Alarm System and Installation for the Municipality of Camuy Trolley Station	Camuy	2022	F				9,670	9,670	Toll Credits	Application 5487-2021-1
				S							
				T				9,670	9,670		
4	Purchase of five (5) Portable Fire extinguishers and Installation for the Municipality of Camuy	Camuy	2022	F				375	375	Toll Credits	Application 5487-2021-1
				S							
				T				375	375		
5	Purchase of Three (3) LED Emergency Exit Signs and Installation for the Municipality of Camuy	Camuy	2022	F				135	135	Toll Credits	Application 5487-2021-1
				S							
				T				135	135		
6	Communication Systems and GPS for Municipality of Hatillo	Hatillo	2019	F		-	-	30,000	30,000	Toll Credits	Application 5322-2020-01
				S		-	-	-	-		
				T		-	-	30,000	30,000		
7	Design and webmaster for the transportation system webpage of the Municipality of Mayagüez	Mayagüez	2020	F			-	5,000	5,000	Toll Credits	Application 3049-2020-41
				S			-	-	-		
				T			-	5,000	5,000		
8	Additional Funds for Acquisition of the Acquisition of Surveillance Cameras SITRAS buses for the Municipality of Ponce	Ponce	2020	F		-	-	8,000	8,000	Toll Credits	Application 3049-2020-1
				S		-	-	-	-		
				T		-	-	8,000	8,000		
9	Additional funds for the Acquisition of Six (6) Paratransit Vans for the Municipality of Ponce	Ponce	2020	F		-	-	7,000	7,000	Toll Credits	Application 3049-2020-1
				S		-	-	-	-		
				T		-	-	7,000	7,000		
10	Acquisition of one (1) 30-fleet buses & Additional funds for One (1) Trolley for the Municipality of Ponce	Ponce	2020	F		-	-	523,944	523,944	Toll Credits	Application 3049-2020-1
				S		-	-	-	-		
				T		-	-	523,944	523,944		

GOVERNMENT OF PUERTO RICO
 PUERTO RICO DEPARTMENT OF TRANSPORTATION AND PUBLIC WORKS
 PUERTO RICO HIGHWAYS AND TRANSPORTATION AUTHORITY
 STATEWIDE TRANSPORTATION IMPROVEMENT PROGRAM
 FISCAL YEARS 2019-2022
 AMENDMENT #3
 ADMINISTRATIVE MODIFICATION # 1

SECTION 5339: BUS AND BUS FACILITIES FORMULA PROGRAM - URBANIZED AREA UNDER 200,000 POPULATION (UZA)

Num.	Description	Grantee	Year Entered	Annual Element				Total Est. Cost	Source of Local Funds	Remarks
					2019	2020	2021	2022		
11	Additional Funds for the Acquisition of 30-Ft Buses for the Municipality of Ponce	Ponce	2021	F		-	-	1,600,901	Toll Credits	Lapsing Funds FY18 Application 3049-2020-1
				S		-	-	-		
				T		-	-	1,600,901		
12	Communication Equipment Municipality of Florida	PRHTA	2019	F		-	-	6,750	Toll Credits	
				S		-	-	-		
				T		-	-	6,750		
13	Acquisition of Tow Truck support vehicle for public transportation vehicles for the Municipality of Lajas	PRHTA	2022	F		-	-	166,142	Toll Credits	
				S		-	-	-		
				T		-	-	166,142		
14	Acquisition of property for the construction of the terminal of vehicles for the Municipality of Guanica	PRHTA	2019	F		-		-	Toll Credits	Conditioned to submittal of Transportation Study and NEPA-Programmed on STIP 2023-2026
				S		-		-		
				T		-		-		
15	Construction of the Terminal for the Municipality of Guanica	PRHTA	2019	F		-		-	Toll Credits	Conditioned to submittal of Transportation Study-Programmed on STIP 2023-2026
				S		-		-		
				T		-		-		
16	Bus stops and signs for the Municipality of Guanica	PRHTA	2019	F			-	-	Toll Credits	Conditioned to submittal of Transportation Study and NEPA-Programmed on STIP 2023-2026
				S			-	-		
				T			-	-		
17	Acquisition and Installation of Signage and Electronic Programming System along the Trolley Route Streets & Stops for users information and orientation for the Municipality of Guayanilla Transportation	PRHTA	2020	F			-	-	Toll Credits	Conditioned to submittal of Transportation Study.-Programmed on STIP 2023-2026
				S			-	-		
				T			-	-		
18	Instalation of Bus Shelters for University of Puerto Rico at Mayagüez	PRHTA	2021	F		-	-	165,045	Toll Credits	
				S		-	-	-		
				T		-	-	165,045		

GOVERNMENT OF PUERTO RICO
 PUERTO RICO DEPARTMENT OF TRANSPORTATION AND PUBLIC WORKS
 PUERTO RICO HIGHWAYS AND TRANSPORTATION AUTHORITY
 STATEWIDE TRANSPORTATION IMPROVEMENT PROGRAM
 FISCAL YEARS 2019-2022
 AMENDMENT #3
 ADMINISTRATIVE MODIFICATION # 1

SECTION 5339: BUS AND BUS FACILITIES FORMULA PROGRAM - URBANIZED AREA UNDER 200,000 POPULATION (UZA)

Num.	Description	Grantee	Year Entered	Annual Element					Total Est. Cost	Source of Local Funds	Remarks
					2019	2020	2021	2022			
19	Acquisition of Six (6) Transit High Roof 148" wheelbase HD 350 VAN for TRansportation HUB and Transport Services-Inter AMerican University of Puerto Rico, San German Campus	PRHTA	2020	F		-	-	136,956	136,956	Toll Credits	To add funds. Activity is in grant: PR-2021-025
				S		-	-	-	-		
				T		-	-	136,956	136,956		
20	Storage Facilities and related Infrastructure - Inter American University of Puerto Rico, San German Campus	PRHTA	2020	F		-	-	975,000	975,000	Toll Credits	Conditioned to submittal of Transportation Study
				S		-	-	-	-		
				T		-	-	975,000	975,000		
21	Bus Depot Equipment, Machinery and Service Tools-InterAmerican University of Puerto Rico, San German	PRHTA	2020	F		-	-	5,795	5,795	Toll Credits	To add funds. Activity is in grant: PR-2021-025
				S		-	-	-	-		
				T		-	-	5,795	5,795		
22	Remodeling of existing Bus Stops within campus and to San German Transit route-Inter American University of Puerto Rico, San German	PRHTA	2020	F		-	-	238,980	238,980	Toll Credits	To add funds. Activity is in grant: PR-2021-025
				S		-	-	-	-		
				T		-	-	238,980	238,980		
23	Construction of Ten (10) planned fixed-route bus stops within campus and to San German Transit route-Inter American University of Puerto Rico, San German	PRHTA	2020	F		-	-	177,800	177,800	Toll Credits	Conditioned to submittal of Transportation Study
				S		-	-	-	-		
				T		-	-	177,800	177,800		
24	Acquisition require technology such as, computers, printers, radios, GPS and WIFI, and signage-Inter American University of Puerto Rico, San German	PRHTA	2020	F		-	-	1,740	1,740	Toll Credits	To add funds. Activity is in grant: PR-2021-025
				S		-	-	-	-		
				T		-	-	1,740	1,740		
25	VMS Boards - Thirty-one (31) -Inter American University of Puerto Rico Public Transportation System, San German	PRHTA	2022	F		-	-	21,783	21,783	Toll Credits	Conditioned to submittal of Transportation Study
				S		-	-	-	-		
				T		-	-	21,783	21,783		

GOVERNMENT OF PUERTO RICO
PUERTO RICO DEPARTMENT OF TRANSPORTATION AND PUBLIC WORKS
PUERTO RICO HIGHWAYS AND TRANSPORTATION AUTHORITY
STATEWIDE TRANSPORTATION IMPROVEMENT PROGRAM
FISCAL YEARS 2019-2022
AMENDMENT #3
ADMINISTRATIVE MODIFICATION # 1

SECTION 5339: BUS AND BUS FACILITIES FORMULA PROGRAM - URBANIZED AREA UNDER 200,000 POPULATION (UZA)

Num.	Description	Grantee	Year Entered	Annual Element					Total Est. Cost	Source of Local Funds	Remarks
					2019	2020	2021	2022			
26	Construction of Bus Depot Electrical Infrastructure and fencing-Inter American University of Puerto Rico Public Transportation System, San German	PRHTA	2022	F		-	-	512,550	512,550	Toll Credits	Conditioned to submittal of Transportation Study
				S		-	-	-	-		
				T		-	-	512,550	512,550		
27	Acquisition of Ten (10) radio communication systems for the Municipality of Villalba	Villalba	2020	F		-	-	25,000	25,000	Toll Credits	Application: 6416-2020-4
				S		-	-	-	-		
				T		-	-	25,000	25,000		
28	Automatic Passenger Counter for Eight (8) Buses for the Municipality of Villalba	Villalba	2020	F		-	-	10,000	10,000	Toll Credits	Application: 6416-2020-4
				S		-	-	-	-		
				T		-	-	10,000	10,000		
29	Security System for the Municipality of Villalba	Villalba	2020	F		-	-	15,000	15,000	Toll Credits	Application: 6416-2020-4
				S		-	-	-	-		
				T		-	-	15,000	15,000		
30	Acquisition of Shop Equipment for Collective Transportation Terminal of the Municipality of Villalba	Villalba	2020	F		-	-	60,000	60,000	Toll Credits	Application: 6416-2020-4
				S		-	-	-	-		
				T		-	-	60,000	60,000		
31	Acquisition of Office Equipment for Collective Transportation Terminal of the Municipality of Villalba	Villalba	2020	F		-	-	20,000	20,000	Toll Credits	Application: 6416-2020-4
				S		-	-	-	-		
				T		-	-	20,000	20,000		
		Total Federal Funds:		F		-	-	4,713,386	4,713,386		
		Total State or Local Funds:		S		-	-	-	-		
		Total		T		-	-	4,713,386	4,713,386		



Government of Puerto Rico

Puerto Rico Department of Transportation and Public Works
Puerto Rico Highways and Transportation Authority

Statewide Transportation Improvement Program (STIP)

FEDERAL TRANSIT ADMINISTRATION (FTA)

Urbanized Area Under 200,000 in Population (UZA)

Section 5339- Reprogrammed Funds

GOVERNMENT OF PUERTO RICO
 PUERTO RICO DEPARTMENT OF TRANSPORTATION AND PUBLIC WORKS
 PUERTO RICO HIGHWAYS AND TRANSPORTATION AUTHORITY
 STATEWIDE TRANSPORTATION IMPROVEMENT PROGRAM
 FISCAL YEARS 2019-2022
 AMENDMENT #3
 ADMINISTRATIVE MODIFICATION # 1

SECTION 5339: REPROGRAMMING FUNDS, URBANIZED AREA UNDER 200,000 POPULATION AREA (UZA)

Num.	Description	Grantee	Year Apporioned		Annual Element				Total Estimated Cost	Source of Local Funds	Remarks
					2019	2020	2021	2022			
1	Acquisition of Two (2) 30 feet Low Rider-31 passengers for the replacement of two (2) Mini-Buses for Transportation System to the Municipality of Juana Diaz	PRHTA	2022	F		-		825,000	825,000	Toll Credits	Project will be using Grant Funds FY16 PR-2016-009
				S		-	-		-		
				T		-	-	825,000	825,000		
2	Acquisition of Two (2) Buses-16 passengers for fixed route for the Municipality of Peñuelas	PRHTA	2021	F		-	-	190,000	190,000	Toll Credits	Project will be using Grant Funds FY16 PR-2016-009
				S		-	-		-		
				T		-	-	190,000	190,000		
3	Acquisition of One (1) Paratransit-11 passengers for the Municipality of Quebradillas	PRHTA	2021	F		-	-	90,000	90,000	Toll Credits	Project will be using Grant Funds FY16 PR-2016-009
				S		-	-		-		
				T		-	-	90,000	90,000		
		Total Federal Funds:				-	-	1,105,000	1,105,000		
		Total State or Local Funds:				-	-	-	-		
		Total				-	-	1,105,000	1,105,000		



Government of Puerto Rico

Puerto Rico Department of Transportation and Public Works

Puerto Rico Highways and Transportation Authority

Statewide Transportation Improvement Program (STIP)

FEDERAL TRANSIT ADMINISTRATION (FTA)

Urbanized Area Under 200,000 in Population (UZA)

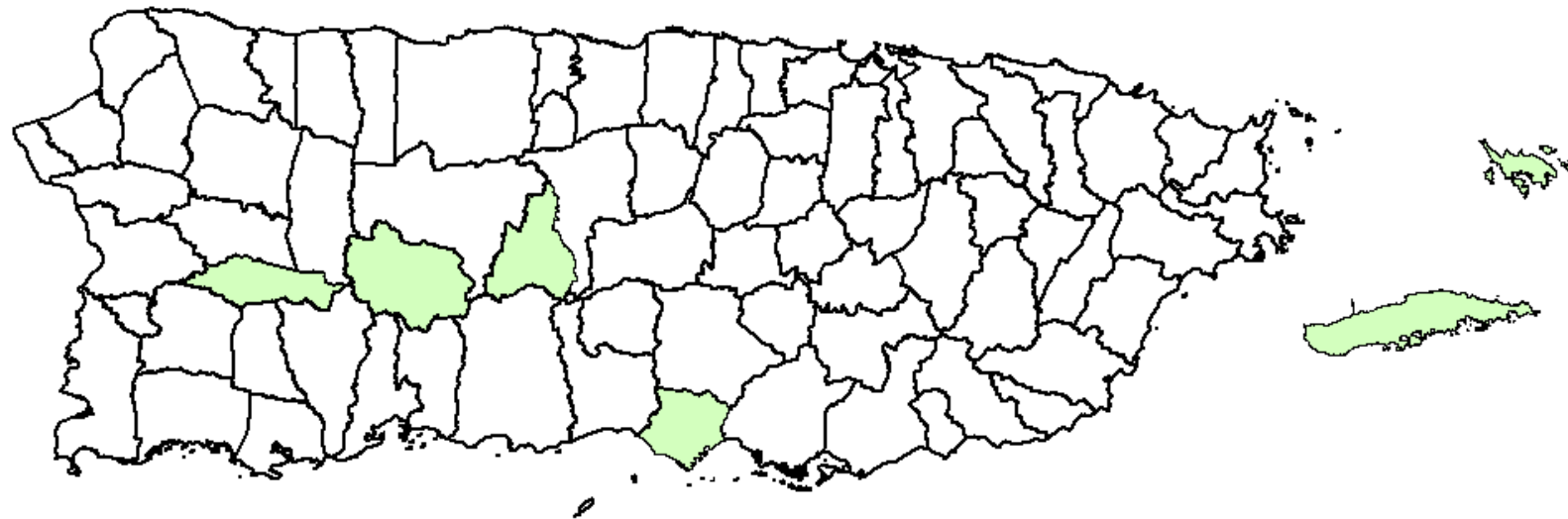
COVID-19 Funding (CARES/CRRSAA/ARPA)

GOVERNMENT OF PUERTO RICO
 PUERTO RICO DEPARTMENT OF TRANSPORTATION AND PUBLIC WORKS
 PUERTO RICO HIGHWAYS AND TRANSPORTATION AUTHORITY
 STATEWIDE TRANSPORTATION IMPROVEMENT PROGRAM
 FISCAL YEARS 2019-2022
 AMENDEMENT #3
 ADMINISTRATIVE MODIFICATION # 1

SECTION 5307: COVID Funds - URBANIZED AREA UNDER 200,000 POPULATION (UZA)

Num.	Description	Grantee	Year Apportioned	Annual Element					Total Estimated Cost	Source of Local Funds	Remarks	
					2022	2023	2024	2025				2026
1	Tanks for SITRAS Terminals Acquisition and Installation of Two Water Cistern	Ponce	2021	F	29,043	-	-	-	-	29,043		
				S		-	-	-	-	-		
				T	29,043	-	-	-	-	29,043		
2	Parking Lot and Leasing Municipality of Ponce	Ponce	2022	F	425,000	425,000	425,000	425,000	425,000	2,125,000		
				S						-		
				T	425,000	425,000	425,000	425,000	425,000	2,125,000		
3	Acquisition of Land, NEPA and Design for the Reconstruction of Transportation Terminal- Municipality of Guayanilla	PRHTA	2021	F	510,000	-	-	-	-	510,000		
				S		-	-	-	-	-		
				T	510,000	-	-	-	-	510,000		
4	Acquisition and Installation of 68 Trolley Stops and Signs for Terminal and Stops along the Trolley Routes- Municipality of Juana Díaz	PRHTA	2021	F	870,400	-	-	-	-	870,400		
				S		-	-	-	-	-		
				T	870,400	-	-	-	-	870,400		
5	Acquisition of eight (8) buses for the Fixed Routes Service for Municipality of Juana Díaz	PRHTA	2021	F	1,407,600	-	-	-	-	1,407,600		
				S		-	-	-	-	-		
				T	1,407,600	-	-	-	-	1,407,600		
6	Acquisition of Three (3) Buses for the Paratransit Service- Municipality of Luquillo	PRHTA	2021	F	300,000	-	-	-	-	300,000		
				S		-	-	-	-	-		
				T	300,000	-	-	-	-	300,000		
		Total Federal Funds:		F	3,542,043	425,000	425,000	425,000	425,000	5,242,043		
		Total State or Local Funds:		S	-							
		Total		T	3,542,043	425,000	425,000	425,000	425,000	5,242,043		

Non-Urbanized Area (NUA)



 *Non-Urbanized Area (NUA)*





Government of Puerto Rico

Puerto Rico Department of Transportation and Public Works

Puerto Rico Highways and Transportation Authority

Statewide Transportation Improvement Program (STIP)

FEDERAL TRANSIT ADMINISTRATION (FTA)

Non-Urbanized Area (NUA)

(Under 50,000 in Population)

Section 5311

GOVERNMENT OF PUERTO RICO
DEPARTMENT OF TRANSPORTATION AND PUBLIC WORKS
HIGHWAYS AND TRANSPORTATION AUTHORITY
STATEWIDE TRANSPORTATION IMPROVEMENT PROGRAM
FISCAL YEARS 2019-2022
AMENDMENT #3
ADMINISTRATIVE MODIFICATION # 1

Section 5311: Non-Urbanized Area Formula Program

Num.	Description	Grantee	Year Apportioned		Annual Element				Total Estimated Cost	Source of Local Funds	Remarks
					2019	2020	2021	2022			
1	Rebuilding and Rehabilitation of Main Passenger Terminal and Platform Finger Peers and Cargo - Mosquito	PRHTA/ATM	2018	F		-	-	4,117,590	4,117,590	Toll Credits	
				S		-	-	-	-		
				T		-	-	4,117,590	4,117,590		
2	Operating Assistance for the Municipality of Jayuya	PRHTA	2019	F				116,025	116,025	Toll Credits	
				S				-	-		
				T				116,025	116,025		
3	Preventive Maintenance for the Municipality of Jayuya	PRHTA	2019	F				24,829	24,829	Toll Credits	
				S				-	-		
				T				24,829	24,829		
4	Preventive Maintenance for the Municipality of Vieques	PRHTA	2020	F		-	-	1,800	1,800	Toll Credits	
				S		-	-	-	-		
				T		-	-	1,800	1,800		
5	Operating Assistance for the Municipality of Vieques	PRHTA	2020	F		-	-	28,114	28,114	Toll Credits	
				S		-	-	-	-		
				T		-	-	28,114	28,114		
6	State Administration	PRHTA	2020	F		-	-	226,512	226,512	Toll Credits	FY 2020
				S		-	-	-	-		
				T		-	-	226,512	226,512		
7	Ceiba Bus Program Route - PRITA	PRHTA	2022	F				1,000,000	1,000,000	Toll Credits	
				S				-	-		
				T				1,000,000	1,000,000		
8	Ceiba Bus Program - Marketing - PRITA	PRHTA	2022	F				120,000	120,000	Toll Credits	
				S				-	-		
				T				120,000	120,000		
9	Ceiba Bus Program - Bus Shelters - PRITA	PRHTA	2022	F		-	-	747,843	747,843	Toll Credits	
				S		-	-	-	-		
				T		-	-	747,843	743,843		
		Total Federal Funds:				-	-	6,382,713	6,382,713		
		Total State or Local Funds:				-	-	-	-		
		Total				-	-	6,382,713	6,382,713		



Government of Puerto Rico

Puerto Rico Department of Transportation and Public Works

Puerto Rico Highways and Transportation Authority

Statewide Transportation Improvement Program (STIP)

FEDERAL TRANSIT ADMINISTRATION (FTA)

Non-Urbanized Area (NUA)

(Under 50,000 in Population)

RTAP

GOVERNMENT OF PUERTO RICO
DEPARTMENT OF TRANSPORTATION AND PUBLIC WORKS
HIGHWAYS AND TRANSPORTATION AUTHORITY
STATEWIDE TRANSPORTATION IMPROVEMENT PROGRAM
FISCAL YEARS 2019-2022
AMENDMENT #3
ADMINISTRATIVE MODIFICATION # 1

Section 5311: Non Urbanized Area, RTAP

Num.	Description	Grantee	Year Apportioned		Annual Element				Total Estimated Cost	Source of Local Funds	Remarks
					2019	2020	2021	2022			
1	RTAP	PRHTA	2022	F		-	-	99,053	99,053		
				S		-	-	-	-		
				T		-	-	99,053	99,053		
		Total Federal Funds:				-	-	99,053	99,053		
		Total State or Local Funds:				-	-	-	-		
		Total				-	-	99,053	99,053		



Government of Puerto Rico

Puerto Rico Department of Transportation and Public Works

Puerto Rico Highways and Transportation Authority

Statewide Transportation Improvement Program (STIP)

FEDERAL TRANSIT ADMINISTRATION (FTA)

Non-Urbanized Area (NUA)

(Under 50,000 in Population)

Section 5310

GOVERNMENT OF PUERTO RICO
DEPARTMENT OF TRANSPORTATION AND PUBLIC WORKS
HIGHWAYS AND TRANSPORTATION AUTHORITY
STATEWIDE TRANSPORTATION IMPROVEMENT PROGRAM
FISCAL YEARS 2019 - 2022
AMENDEMENT #3
ADMINISTRATIVE MODIFICATION # 1

Section 5310: Non-Urbanized Area Formula Program

Num.	Description	Grantee	Year Apportioned	Annual Element					Total Estimated Cost	Project Justification	Source of Local Funds	Remarks
					2019	2020	2021	2022				
1	Acquisition of two (2) vehicles for the Municipality of Adjuntas	PRHTA	2022	F				190,000	190,000	Narrative Justification Prepared by the Agency	Toll Credits	
				S	-	-						
				T	-	-		190,000	190,000			
2	Acquisition of one (1) vehicles for the Municipality of Culebra	PRHTA	2022	F				95,000	95,000	Narrative Justification Prepared by the Municipality	Toll Credits	
				S					-			
				T				95,000	95,000			
3	Acquisition of three (3) vehicles for the Municipality of Utuado	PRHTA	2022	F				285,000	285,000	Narrative Justification Prepared by the Municipality	Toll Credits	
				S					-			
				T				285,000	285,000			
		Total Federal Funds:			-	-	-	570,000	570,000			
		Total State or Local Funds:			-	-	-	-	-			
		Total			-	-	-	570,000	570,000			



Government of Puerto Rico

Puerto Rico Department of Transportation and Public Works

Puerto Rico Highways and Transportation Authority

Statewide Transportation Improvement Program (STIP)

FEDERAL TRANSIT ADMINISTRATION (FTA)

FERRY BOAT PROGRAM

Section 1121

GOVERNMENT OF PUERTO RICO
PUERTO RICO DEPARTMENT OF TRANSPORTATION AND PUBLIC WORKS
PUERTO RICO HIGHWAYS AND TRANSPORTATION AUTHORITY
STATEWIDE TRANSPORTATION IMPROVEMENT PROGRAM
FISCAL YEARS 2019-2022
AMENDMENT #3
ADMINISTRATIVE MODIFICATION # 1

SECTION 1121: FERRY BOAT PROGRAM

Num.	Description	Grantee	Year Apportioned		Annual Element				Total Estimated Cost	Source of Local Funds	Remarks
					2019	2020	2021	2022			
1	Additional Funding - Dry Dock Activities - Isla Bonita Vessel	PRHTA/ATM	2022	F		-	-	1,241,540	1,241,540	Toll Credits	FY19 - \$301,187 FY20 - \$514,563 FY21 - \$425,790
				S		-	-	-	-		
				T		-	-	1,241,540	1,241,540		
		Total Federal Funds:		F		-	-	1,241,540	1,241,540		
		Total State or Local Funds:		S		-	-	-			
		Total		T		-	-	1,241,540	1,241,540		



Government of Puerto Rico

Puerto Rico Department of Transportation and Public Works

Puerto Rico Highways and Transportation Authority

Statewide Transportation Improvement Program (STIP)

Fiscal Years 2019-2022 - Amendment 3

ADMINISTRATIVE MODIFICATION # 1

FEDERAL HIGHWAY ADMINISTRATION (FHWA)

GOVERNMENT OF PUERTO RICO
PUERTO RICO DEPARTMENT OF TRANSPORTATION AND PUBLIC WORKS
PUERTO RICO HIGHWAYS AND TRANSPORTATION AUTHORITY
STATEWIDE TRANSPORTATION IMPROVEMENT PROGRAM

Source of Funds			
CODE	DESCRIPTION	CODE	DESCRIPTION
MP10	Puerto Rico Highway 25% MAP-21	ER-90	Emergency Relief 2013 Supplement
MP1E	Puerto Rico Highway 25% MAP-21 Ext.	ER11	Emergency Relief 2017 Supplement
MP20	Puerto Rico Highway NHPP 50%	ER12	Emergency Relief 2018 Supplement
MP2E	Puerto Rico Highway NHPP 50% Ext.	STATE	Funding Provided by any agency of the Commonwealth of PR - Agency name will appear in the "Remarks" section.
MP30	Puerto Rico Highway HSIP 25%	Earmark	Earmark Section 1934
MP3E	Puerto Rico Highway HSIP 25% Ext.	ERFO	Emergency Relief for Federally Owned Roads
MP40	Puerto Rico Section 154 Penalty	ZP10	Puerto Rico Highway 25% - FAST
MP4E	Puerto Rico Section 154 Penalty Ext.	ZP20	Puerto Rico Highway NHPP 50% - FAST
MP50	Puerto Rico Section 164 Penalty	ZP30	Puerto Rico Highway HSIP 25% - FAST
MP5E	Puerto Rico Section 164 Penalty Ext	ZP40	Puerto Rico Section 154 Penalty - FAST
Q920	High Priority Projects - TEA21	ZP50	Puerto Rico Section 164 Penalty - FAST
ER-80	Emergency Relief 2012 Supplement	ZP53	Pavement Set Aside
Y110	Bridge Formula Program under BIL (Main)	Y120	Bridge Formula Program under BIL (Off-System)

The Reconciliation of each fiscal year was based on the funding stipulated in the Bipartisan Infrastructure Bill for Puerto Rico. For FY 2022 - 173,010,000, FY 2023 - \$176,960,000. FY 2024 - \$180,120,000, FY 2025 - 183,675,000, FY 2026 - \$187,230,000. Bridge Formula Program \$45M, National Electric Vehicle Infrastructure \$2,020,490. CRRSSA funds (aprox. \$35M) may be used to obligate landslide and other ER Construction projets on the federal aid system without an approved DDIR (not eligible under ER Program) as well as a contingency fund.

Please Note:
The remarks listed under the "Remarks" section for each project is listed as general information for the project and not just the project phase.



Government of Puerto Rico

Puerto Rico Department of Transportation and Public Works

Puerto Rico Highways and Transportation Authority

Statewide Transportation Improvement Program (STIP)

Fiscal Years 2019-2022 - Amendment 3

ADMINISTRATIVE MODIFICATION # 1

FEDERAL HIGHWAY ADMINISTRATION (FHWA)

Obligated Projects 2019

STIP FISCAL YEAR 2018-19 OBLIGATED PROJECTS

ID	AC Number	FHWA Number	PROJECT DESCRIPTION	STIP Phase	PROJECT TOTAL OBLIGATION
1	900132	SPR0156	Statewide Planning & Research Project (SPR-56)	PE	\$6,000,000.00
2	992480	NBIS035	Bridge Inventory System NBIS (35) (2020)	Other	\$5,274,898.14
3	990153		Intelligent Transportaton System (ITS) (2019)	Construction	\$950,000.00
4	800511		Pavement Rehabilitation and Reconstruction of Roads (2019)	Construction	\$39,763,572.20
5	900133		Rehabilitation, Replacement, and Critical Findings of Bridges (2019)	Construction	\$9,999,638.51
6	800513		Systematic Bridges Preservation Program (2019)	Construction	\$6,784,901.10
7	800514		Highway Safety Improvements (2019)	Construction	\$30,299,087.54
8	990154		Highway Safety Improvements - Puerto Rico Section 154 and 164 Penalty (HSIPEligible Activities) (2019)	Construction	\$0.00
9	800515		SHSP (2019)	Construction	\$0.00
10	800509	0052068	Congestion Managed Lanes - Phase VI - Technology Project (ITS)	Construction	\$11,160,750.00
11	520120	0052035	Bridges #2271, 2335, 2370, 2372 on PR-52	Construction	\$16,006,078.00
12	010166	9999134	Additional Funds for Toa Baja Recreational Trail	Construction	\$0.00
13	411901	4119001	Construction of Las Marías Connector	Construction	\$11,386,764.64
14	500023	9999240	Rincón Pedestrian Route	Construction	\$0.00
15	048506	0485001	Additional Funds for the Extension of Camuy Bicycle Trail	Construction	\$0.00
16	018761	0187009	Additional Funds for the Feasibility Study of PR-187 Bypass	PE	\$88,304.10
17	800356	0135014	Reconstruction of PR-135 km. 78.5	Construction	\$419,520.00

OBLIGATIONS TO DATE	\$138,133,514.23
----------------------------	-------------------------

STIP FISCAL YEAR 2018-19 OBLIGATED PROJECTS

ID	AC Number	FHWA Number	PROJECT DESCRIPTION	STIP Phase	PROJECT TOTAL OBLIGATION
----	-----------	-------------	---------------------	------------	--------------------------

ITS (Obligated Funds)

ID	AC Number	FHWA Number	PROJECT DESCRIPTION	STIP Phase	PROJECT TOTAL
1	990111 & 990122	9999082 & 9999214	Traveler Information Reporting /TMC Operations	Other	\$950,000.00

OBLIGATIONS TO DATE	\$950,000.00
---------------------	--------------

Pavement Rehabilitation and Reconstruction of Roads (Obligated Funds)

ID	AC Number	FHWA Number	PROJECT DESCRIPTION	STIP Phase	PROJECT TOTAL
1	200283	0002076	PR-2 from km 87.87 to km 92.05	Construction	\$13,002,308.00
2	200306	0002077	PR-2 from km 92.05 to km 96.86	Construction	\$4,064,856.40
3	520135	0052056	PR-52 from km 95.0 to km 99.0	Construction	\$7,766,877.80
4	520144	0052067	PR-52 from km 38.0 to km 49.0	Construction	\$14,929,530.00

OBLIGATIONS TO DATE	\$39,763,572.20
---------------------	-----------------

Rehabilitation, Replacement, and Critical Finding of Bridges (Obligated Funds)

ID	AC Number	FHWA Number	PROJECT DESCRIPTION	STIP Phase	PROJECT TOTAL
7	010266		Bridge #1096 over Guanajibo River, PR 102, km 35.40	ROW	\$33,625.00
9	800548	Group 1	Bridge #105 over Juan González Creek, PR-955, km 2.0	Construction	\$2,255,000.00
16	800549	Group 2A	Bridge #574 over Santiago River, PR-971 km 17.30	Construction	\$1,251,368.69
27	800551	Group 2B	Bridge #1625 over Guayanilla River, Off PR-378 km 3.8	Construction	\$823,175.10
33	800550	Group 2C	Bridge #2578 over Guayanés River, Off PR-182 km 14.2	Construction	\$569,369.35
34	800560	Group 2D	Bridge #2697 over Unknown Creek, Off PR-852 km 0.6	Construction	\$1,370,435.00
17	800562	Group 2E	Bridge #881 over Sonadora Cree, PR-497 km 2.70	Construction	\$658,240.97
13	800563	Group 3A	Bridge #217 over Gandel Creek, PR-106 km 2.50	Construction	\$911,739.40
15	014985	Group 3B	Bridge #308 over Guanábana Creek, PR-149 km 4.50	Construction	\$492,470.00
32	042801	Group 3C	Bridge #2574 over Prieto River, Off PR-428 km 0.05	Construction	\$1,634,215.00

OBLIGATIONS TO DATE	\$9,999,638.51
---------------------	----------------

STIP FISCAL YEAR 2018-19 OBLIGATED PROJECTS

ID	AC Number	FHWA Number	PROJECT DESCRIPTION	STIP Phase	PROJECT TOTAL OBLIGATION
----	-----------	-------------	---------------------	------------	--------------------------

Systematic Bridges Preservation Program (Obligated Funds)

ID	AC Number	FHWA Number	PROJECT DESCRIPTION	STIP Phase	PROJECT TOTAL
1	520125	0052057	Preservation of Bridges No. 2038 and 2039, over PR-714 and La Palma Creek, PR-52 km 49.5	Construction	\$6,784,901.10

OBLIGATIONS TO DATE	\$6,784,901.10
----------------------------	-----------------------

Highway Safety Improvements - 2019 (Obligated Funds)

ID	AC Number	FHWA Number	PROJECT DESCRIPTION	STIP Phase	PROJECT TOTAL
1	301127	0003049	Geometric Improvements to PR-3 intersection with UPR Hospital	ROW	\$699,579.25
2	011535	0115006	PR-115 from km 0.0 to km 10.84	Construction	\$10,905,950.00
3	011630	0116008	PR-116 from km 3.0 to km 14.0	Construction	\$6,744,000.00
4	015236	0152011	PR-152 from km 11.5 to km 13.65	Construction	\$1,475,263.35
5	016789	0167023	PR-167 from km 0.0 to km 9.0	Construction	\$4,388,000.00
6	002907	0029006	Geometric Improvements to PR-29 interchange with PR-168 and PR-167	Construction	\$1,099,765.70
7	520134	0052065	PR-52 from km 52.3 to km 55.3	Construction	\$4,986,529.24

OBLIGATIONS TO DATE	\$30,299,087.54
----------------------------	------------------------

STIP FISCAL YEAR 2018-19 OBLIGATED PROJECTS

ID	AC Number	FHWA Number	PROJECT DESCRIPTION	STIP Phase	PROJECT TOTAL OBLIGATION
----	-----------	-------------	---------------------	------------	--------------------------

Additional Funds - 2019 (Obligated Funds)

ID	AC Number	FHWA Number	PROJECT DESCRIPTION	STIP Phase	PROJECT TOTAL
1	000225	9999220	Development of Puerto Rico Transportation Asset Management Plan (TAMP)	Other	\$256,174.97
2	520143	0052055	Traffic Congestion Management Project Dynamic Toll Lanes Phase II, Unit 2, from Station 15 + 00.00 to Station 30 + 80.00 PR-52, Municipality of Caguas	Construction	\$3,927,217.38
3	300118	0030032	Pavement Rehabilitation and Reconstruction of PR-30 from Km. 7.3 to Km. 14.4 Municipalities of Gurabo - Juncos	Construction	\$3,901,609.58
4	017333	0173010	Highway Safety Improvements PR-173, Km. 0.0 to Km. 9.0 Municipalities of Cidra - Aibonito	Construction	\$189,394.15
5	000214	9999208	RFP for Consultant Services for Puerto Rico Strategic Highway Safety Plan (SHSP)	Other	\$70,490.46
6	520129	0052042	Procurement for Consulting and Design Services for the Conversion of Former Toll Plaza Facility to a Truck Weight and Inspection Station at PR-52 Juana Díaz	PE	\$139,039.81
1	800400	0031023	Landslide Correction PR-31 Kilometer 11.80, Naguabo	Construction	\$1,042,065.25
1	011020	0110011	Replacement of BR # 1492 Over La Caraima Creek, PR-110 Moca	Contract Pack	\$214,224.89
2	097111	0971001	Rehabilitation and Scour Mitigation BR # 574 Over Santiago River PR-971, Naguabo	Contract Pack	\$270,606.00
3	010313	0103001	Rehabilitation BR # 1381 Over Viejo River PR-103, Cabo Rojo	Contract Pack	\$277,377.07
4	014116	0141005	Rehabilitation BR # 1531 Over Yunes River PR-141, Jayuya	Contract Pack	\$198,024.81
5	301143	0003048	Repair of BR over Ceiba Creek PR-3, Cieba	Contract Pack	\$359,939.39
7	140027	0014030	Replacement of BR # 176 Over Honda Creek PR-14, Aibonito	Contract Pack	\$466,358.48

OBLIGATIONS TO DATE	\$11,312,522.24
----------------------------	------------------------

Earmark Section 1934 (Obligated Funds)

ID	AC Number	FHWA Number	PROJECT DESCRIPTION	STIP Phase	PROJECT TOTAL
1A	111135	0111034	Reconstruction and Pavement of PR-111 Km. 0 to Km. 10	Construction	\$6,686,937.95
1B	111136	0111035	Reconstruction and Pavement of PR-111 Km. 10 to Km. 20	Construction	\$8,915,476.90
2	800546	0917003	Reconstruction and Pavement of PR-917 Km. 8.2 to 15.2 and PR-921 Km. 0 to 4.1	Construction	\$2,256,064.80
3	083503	0835001	Reconstruction and Improvements of 5.9 kms on PR-835 (Km. 0 to 5.9), PR-837 from Km. 0 to 3.9 and 2.3 kms of PR-8834 (Km. 0 to 2.3)	Construction	\$5,002,440.30
4	093001	0030031	Reconstruction of PR-9030 ramp, pavement improvement from int. PR-189 with PR-181, PR-189 with PR-9030 and PR-189 with PR-933.	Construction	\$4,273,272.47
5	017745	0177002	Geometric improvements at int. PR-177 with the Juan Martinez Avenue	Construction	\$780,160.70
				OBLIGATIONS TO DATE	\$27,914,353.12

STIP FISCAL YEAR 2018-19 OBLIGATED PROJECTS

ID	AC Number	FHWA Number	PROJECT DESCRIPTION	STIP Phase	PROJECT TOTAL OBLIGATION
----	-----------	-------------	---------------------	------------	--------------------------

CARRYOVER FUNDS

ID	AC Number	FHWA Number	PROJECT DESCRIPTION	STIP Phase	PROJECT TOTAL
1	001206	0012005	PR-12 Pavement Rehabilitation		\$12,318,802.10
2	005383	0053012	PR-53 from km 0.6 to km 7.9		\$12,184,700.00
3	010272	0102019	Safety Improvements to PR-102 from km 7.8 to km 17.8		\$59,556.20
4	011417	0114004	Bridge #2161 over waterway, PR-114 Km 2.2, Mayaguez		\$323,100.85
5	011534	0115007	Highway Safety Improvements of PR-115 from km. 10.84 to km. 20.4, Rincón-Aguada		\$2,817,237.50
6	014354	0143035	Bridge #780 over Matrullas River, PR-143 Km 36.0, Orocovis		\$227,920.80
7	014984	0149020	Highway Safety Improvements of PR-149 from km 0.00 to 12.80, Manatí-Ciales		\$11,165,013.20
8	091206	0902003	Bridge #2314 over Cayaguas River, off PR-902 km 0.1, San Lorenzo		\$25,041.48
9	200307	0002079	Pavement Rehabilitation and Reconstruction of PR-2 from km 96.86 to km 100.49		\$4,657,677.20
10	800533	0052064	DTL - Phase 3 - Unit 4 - PR-52 km 4.7 to 6.4 (sta 123+80 to sta 151+66)		\$14,036,765.40
11	800542		DTL - Phase 4 - Unit 1 - PR-52 / PR-30 Caguas (km 13.96 to 16.63)		\$919,039.00
12	991202	9912003	Bridge #1058 over Río Grande de Loíza, PR-9912 Km 0.1, Cyaguas Ward, San Lorenzo		\$4,017,310.24

OBLIGATIONS TO DATE	\$62,752,163.97
----------------------------	------------------------

STIP FISCAL YEAR 2018-19 OBLIGATED PROJECTS

ID	AC Number	FHWA Number	PROJECT DESCRIPTION	STIP Phase	PROJECT TOTAL OBLIGATION
----	-----------	-------------	---------------------	------------	--------------------------

Reobligations

ID	AC Number	FHWA Number	PROJECT DESCRIPTION	STIP Phase	PROJECT TOTAL
4	301133	0003043	Feasibility Studies for Improvements to PR-3, Rio Grande to Fajardo		\$1,217,126.26
5	100088	0010077	Safety Improvements PR-10, Ponce - Adjuntas, From Kilometer: 0.00 to Kilometer: 29.80		\$16,374,641.52
6	002065	0020008	Safety Improvements Highway PR-20, Kilometers: 0.00 to 10.00, Guaynabo		\$21,415,960.50
6A	002906	0029005	Bridges 1131 & 1132 over Rio Hondo, PR-29 km 1.4		\$10,889,821.50
7	019143	0031022	Replacement of Bridge No. 194, Over Rio Blanco, PR-31 Kilometer: 8.8, Naguabo		\$9,987,364.00
8	520131	0052044	Traffic Congestion Management Project Dynamic Toll Lanes Phase II, Unit 1, from Sta. 30+80.00 to Sta. 63+00.00 PR-52, Municipality of Caguas		\$20,354,531.04
9	001870	0052045	Congestion Managed Lanes Dynamic Toll Operation Phase 3 Unit 1, Las Americas Expressway PR-18, From Station: 13+40.00 to Station: 20+03.19, San Juan		\$9,540,720.00
11	520133	0052049	Pavement Rehabilitation PR-52, Kilometers: 66.00 to 71.60, Salinas and Santa Isabel		\$17,857,565.00
12	520140	0052050	Pavement Rehabilitation PR-52, Kilometers: 71.60 to 77.00, Santa Isabel and Salinas		\$17,231,966.40
13	520138	0052051	Safety Improvements PR-52, Kilometers 49.0 to 52.30, Salinas		\$4,221,915.50
14	520137	0052052	Safety Improvements PR-52, Kilometers: 55.30 to 61.00		\$5,242,764.90
16	006639	0066001	Safety Improvements Highway PR-66, Kilometers: 0.00 to 20.00, Carolina, Canovanas and Rio Grande		\$10,055,955.80
18	011019	0110010	Safety Improvements PR-110, Kilometers: 0.0 to 11.5, Anasco and Moca		\$189,926.27
19	129100	0129012			\$473,846.05
20	015237	0152010	Safety Improvements Highway PR-152, Kilometers: 13.65 to 20.50, Barranquitas and Naranjito		\$1,596,229.80
22	017416	0174012	Scouring Mitigation Bridge No. 1107 Over Minillas River, Highway PR-174, Kilometer: 4.5, Bayamon		\$333,955.55
24	020309	0203007	Safety Improvements PR-203 Intersection with PR-183, From Station: 63+40.00 to Station: 71+75.56, San Lorenzo		\$1,795,559.17
36	805271	9999122	Replacement of Bridge No. 172 Over Descalabrado River, Highway PR-14, Coamo		\$465,951.25
37	010166	9999134	Toa Baja Recreational Trail (Design and Construction)		\$1,339,134.32
38	800332	9999187	Furnishing and Installation of Kilometer and Hectometer Markers, South Region		\$744,768.84
41	000257	9999236	RFP for the Acquisition of Laboratory Management Information System (LMIS)		\$1,000,000.00
				OBLIGATIONS TO DATE	\$152,329,704
TOTAL OBLIGATIONS 2018-2019					\$392,442,257.23



Government of Puerto Rico

Puerto Rico Department of Transportation and Public Works

Puerto Rico Highways and Transportation Authority

Statewide Transportation Improvement Program (STIP)

Fiscal Years 2019-2022 - Amendment 3

ADMINISTRATIVE MODIFICATION # 1

FEDERAL HIGHWAY ADMINISTRATION (FHWA)

Obligated Projects 2020

STIP FISCAL YEAR 2019-20 OBLIGATED PROJECTS

ID	AC Number	FHWA Number	PROJECT DESCRIPTION	Municipality	STIP Phase	PROJECT TOTAL
1	900134	SPR0157	Statewide Planning & Research Project (SPR-57)	Islandwide	Preliminary Engineering	\$6,000,000.00
2	992481	NBIS036	Bridge Inventory System NBIS (36) (2021)	Islandwide	Design	\$1,285,820.00
3	520146	0052069	Pavement Rehabilitation and Reconstruction of PR-52 from km. 102.10 to km. 106.0	Ponce	Construction	\$23,191,128.97
4	800611	9999523	TMC Operations	Various	Other	\$700,000.00
5	800564	9999374	ITS Device Preservation Maintenance	Various	Other	\$782,500.00
6		9999082	Traffic Signal System Management	Various	Other	\$500,000.00

ID	AC Number	FHWA Number	PROJECT DESCRIPTION	Municipality	STIP Phase	PROJECT TOTAL
7	018932	0189007	Pavement Reconstruction at PR-189 from km. 0.0 to km.13.0 (Pavement)	Caguas - Gurabo - Juncos	Construction	\$6,697,725.35
8	301143	0003052	BR # 116 over Ceiba Creek, PR-3 Km. 53.6	Cieba	ROW	\$40,000.00
9	800610	0139019	BR # 284 over Depression, PR-139 Km. 22.80	Ponce	Construction	\$408,258.51
10	800604	9999519	BR # 443 over Zequeira Channel, PR-951 Km. 4.90	Loiza	Construction	\$457,626.60
11	035902	0359001	BR # 1123 over PR-2, PR-359 Km. 0.30	Yauco	Construction	\$6,718,597.85
12	800608	0110012	BR # 1492 over Creek, Off PR-110 Km. 0.30	Moca	Construction	\$360,569.85

ID	AC Number	FHWA Number	PROJECT DESCRIPTION	Municipality	STIP Phase	PROJECT TOTAL
13	800601	0861005	BR # 1657 over La Plata River, PR-861 Km. 11.00	Toa Alta	Construction	\$313,869.50
14	800599	9999520	BR # 1711 over Guayanes River, Quebrada Cieba St. Km. 0.20	Yabucoa	Construction	\$194,221.78
15	017630	0176003	Highway Safety Improvements of PR-176 from Km. 0.0 to Km. 4.0	San Juan	Construction	\$4,943,160.00
16	020311	0203003	PR - 203, Gurabo-San Lorenzo	Gurabo-San Lorenzo	Construction	\$13,661,645.14
17	018348	0183011	Highway Safety Improvements of PR-183 from km 1.2 to km 10.0 (FY20 Funds \$3,058,386 - AC Funds \$3,558,386)	Caguas-San Lorenzo	Construction	\$8,532,071.90
18	990122	9999214	Programa SEGURO	Metro		\$3,362,500.00
19	000814	0008001	Highway Safety Improvements of PR-8 from km. 0.00 to km. 4.6	San Juan	Construction	\$13,208,708.12

ID	AC Number	FHWA Number	PROJECT DESCRIPTION	Municipality	STIP Phase	PROJECT TOTAL
Earmark Section 1934 (Obligated Funds)						
1	012331	0123015	Reconstruction and repavement on PR-123 Km. 38 to 48	Utuaado	Construction	\$3,227,856.50
2	093001	0030031	Reconstruction of PR-9030 ramp, pavement improvement from int. PR-189 with PR-181, PR-189 with PR-9030 and PR-189 with PR-933.	Gurabo	Construction	\$4,046,647.60
3	083503	0835001	Reconstruction and Improvements of 5.9 kms on PR-835 (Km. 0 to 5.9), PR-837 from Km. 0 to 3.9 and 2.3 kms of PR-8834 (Km. 0 to 2.3)	Guaynabo	Construction	\$419,421.20



Government of Puerto Rico

*Puerto Rico Department of Transportation and Public Works
Puerto Rico Highways and Transportation Authority*

Statewide Transportation Improvement Program (STIP)

Fiscal Years 2019-2022 - Amendment 3

ADMINISTRATIVE MODIFICATION # 1

FEDERAL HIGHWAY ADMINISTRATION (FHWA)

Obligated Projects 2021

STIP Fiscal Year 2020-2021						
ID	AC Number	FHWA Number	PROJECT DESCRIPTION	Municipality	STIP Phase	PROJECT TOTAL
1	900139	SPR0158	Statewide Planning & Research Project (SPR-58)	Islandwide	Preliminary Engineering	\$6,000,000.00
2	992482	NBIS037	Bridge Inventory System NBIS (37) (2021)	Islandwide	Design	\$7,972,640.00
3	520129	0052072	Truck Weigth Station	Juana Diaz	Construction	\$5,035,357.59
4	800510	0052071	Congestion Managed Lanes - Noise Barriers	San Juan, Trujillo Alto, Caguas	Construction	\$3,947,961.50
5			TSM&O Program Management and Support (Management, Documentation, Design, Support, etc.)	Various	Other	\$2,205,757.00
6			Operational Activities	Various	Other	\$1,670,534.20
7			ITS Device Preservation and Repair	Various	Other	\$1,945,970.00
8	005386	0053013	Pavement Rehabilitation and Reconstruction of PR-53 form km. 81.0 to km. 86.862 Fase 1 (Pavement Set Aside)	Guayama-Salinas	Construction	\$11,278,914.90
9	002082	0200286	Additional Funds - Pavement Reconstruction of PR-2 from km 187 to km 195	Guanica	Construction	\$27,795,711.43
10	005384	0053014	Pavement Rehabilitation and Reconstruction of PR-53 from km. 86.863 to km. 94.0 Fase II (Pavement Set Aside)	Salinas	Construction	\$22,437,364.40
11	012838	0128023	Rehabilitation of Bridge # 261 over Prieto River at PR-128 Km. 33.1, Maricao	Maricao	ROW	\$6,437.50
12	097111	0971002	BR # 574 PR-971 Km. 17.30 Santiago River	Naguabo	ROW	\$3,973.75
13	011020	0110013	BR # 1492 Off PR-10 Km. 0.30 Creek	Moca	ROW	\$3,368.75
14	014116	0141006	Rehabilitation of BR # 1531 Over Yunes Rives at PR-141 Km. 10.2, Jayuya	Jayuya	ROW	\$1,812.50
15	005382	0053017	BR # 2315 PR-53 Km. 66.50 Grande de Patillas River	Patillas	ROW	\$11,525.00
16	301143	0003054	BR # 116 PR-3 Km. 53.60 Ceiba Creek	Ceiba	Construction	\$6,050,738.74
17	012838	0128024	BR # 261 PR-128 Km. 32.60 Prieto River	Maricao	Construction	\$1,816,413.50
18	010266	0102021	BR # 1096 PR-102 Km. 35.4 Guanajibo River	San German	Construction	\$5,685,584.20
19	210002	0200001	BR # 1133 Off PR-200 Km. 0.1 Creek	Vieques	Construction	\$341,474.10
20	210001	0106008	BR # 2069 Local Road Km. 0.00 Yaguez River	Mayaguez	Construction	\$972,931.74
21	210005	0010081	BR # 2924 PR-10 Km. 52.13 Over Unname Creek	UTUADO	Construction	\$1,478,922.50
22	210005	0010081	BR # 2925 PR-10 Km. 51.2 Over Dirt Road	Patillas	Construction	\$1,848,794.09
23	086121	0861006	Bridge 1657, PR 861 km 11.00, La Plata River, Toa Alta	Toa Alta	Construction	\$5,680,677.31
24	301127	0003055	Geometric Improvements PR-3 Intersection with UPR Hospital	Carolina	Construction	\$9,307,657.82
25	220007	0137007	Highway Safety Improvements of PR-137 from Km 0 to Km 9.0 Vega Baja and Morovis (safety)	Vega Baja-Morovis	Construction	\$7,748,525.20
26	301145	0003056	Highway Safety Improvements of PR-3 from Km 14.4 to Km 18.8 (Safety), Carolina to Río Grande	Carolina-Rio Grnade	Construction	\$10,298,461.60
27	800627	0137006	Safety Improvements PR-137 & PR-634	Morovis	Construction	\$744,298.85
28	210003	0006003	Highway Safety Improvement of PR-6 from Km 0 to Km 2 (safety), Bayamón	Bayamon	Construction	\$4,502,422.10
29	AC-800558		SHSP	Islandwide	Construction	\$500,000.00
Obligated Carry Over Funds						
1	100248	0001050	Highway Safety Improvements of PR-1 from Km 25.94 to Km 32, San Juan, PR - Phase 2 (Phase 1 will be programmed after FY 22)	Caguas - San Juan	Construction	\$18,211,170.23
2	010266	0102016	Bridge 1096, PR-102 km 35.40 - Guanajibo River'	San German	Construction	\$5,700,000.00
3	200298	0002081	Pavement Reconstruction of PR-2 from km 180 to km 182, Sabana Grande - Pavement Lump Sum Project	Sabana Grande	Construction	\$10,761,112.35
4	200286	0002082	Pavement Reconstruction of PR-2 from km 187 to km 195, Guanica - Pavement Lump Sum Ptoject	Guanica	Construction	\$20,000,000.00

Fund Reconciliation FY 2019-2022

STIP FY 2022

Code	Description	Municipality	Project Phase	Federal Share	Toll Credits	Total Federal Share
Y110	Bridge Formula Program (Main)	Islandwide	R / C	\$30,600,000.00	\$7,650,000.00	\$38,250,000.00
Y120	Bridge Formula Program (Off-System)	Islandwide	R / C	\$5,400,000.00	\$1,350,000.00	\$6,750,000.00
Y130	NEVI	Islandwide	PE / C	\$1,616,392.00	\$404,098.00	\$2,020,490.00
ZP-10	SPR-59	Islandwide	PE	\$4,800,000.00	\$1,200,000.00	\$6,000,000.00
ZP-10	Bridges - Rehabilitation, Replacement and Critical	Islandwide	R	\$7,000,000.00	\$1,750,000.00	\$8,750,000.00
ZP-10	Highway Safety Improvements	Islandwide	C	\$5,373,009.60	\$1,343,252.40	\$6,716,262.00
ZP-10	Pavement	Islandwide	C	\$4,529,785.60	\$1,132,446.40	\$5,662,232.00
ZP-10	Additional Funds PR-111 Km. 10.8, 5.7, 12.5 - Heavy Rain March 2012	Utua	C	\$70,358.40	\$17,589.60	\$87,948.00
ZP-20	Additional Funds DTL - Noise Barriers	San Juan / Toa Alta / Caguas	C	\$2,400,000.00	\$600,000.00	\$3,000,000.00
ZP-20	Noise Barriers - Rio Hondo I	Bayamon / Toa Alta	C	\$1,563,249.60	\$390,812.40	\$1,954,062.00
ZP-20	Noise Barriers - Rio Hondo III	Bayamon / Toa Alta	C	\$710,864.00	\$177,716.00	\$888,580.00
ZP-20	NBIS-38	Islandwide	D	\$6,400,000.00	\$1,600,000.00	\$8,000,000.00
ZP-20	ITS	Islandwide	C	\$5,480,000.00	\$1,370,000.00	\$6,850,000.00
ZP-20	Pavement	Islandwide	C	\$26,192,194.40	\$6,548,048.60	\$32,740,243.00
ZP-20	PR-2 La Vita	Mayaguez	R	\$800,000.00	\$200,000.00	\$1,000,000.00
ZP-30	Highway Safety Improvements	Islandwide	C	\$21,773,153.60	\$5,443,288.40	\$27,216,442.00
ZP-40	Section 154 & 164 Penalty	Islandwide	C	\$1,520,000.00	\$380,000.00	\$1,900,000.00
ZP-50	Section 154 & 164 Penalty	Islandwide	C	\$1,520,000.00	\$380,000.00	\$1,900,000.00
ZP-53	Pavement Set Aside	Islandwide	C	\$27,502,931.20	\$6,875,732.80	\$34,378,664.00
				\$155,251,938.40	\$38,812,984.60	\$194,064,923.00

GOVERNMENT OF PUERTO RICO
PUERTO RICO DEPARTMENT OF TRANSPORTATION AND PUBLIC WORKS
PUERTO RICO HIGHWAYS AND TRANSPORTATION AUTHORITY
STATEWIDE TRANSPORTATION IMPROVEMENT PROGRAM
FISCAL YEARS 2019-2022
Amendment 3
ADMINISTRATIVE MODIFICATION # 1

Legend:
F - Federal Funds
TC - Toll Credits Funds
S - State /Local Funds
T - Total Funds

Núm.	AC-Code / Oracle # / Fed # / Program Code	Description	Town	Phase	Fed. Past Obligations / Locally Funded	2019	2020	2021	2022	Total Est. Cost	Remarks			
UA>1,000,000 Population (San Juan)														
1	AC-800510 L009999510 ZP-20	Congested Managed Lanes - Noise Barriers - Vista Alegre Community, Parque Forestal, Berm- Residential Area, Quintas de San Luis, - will provide the noise abatement measures recommended as part of the environmental exclusion document prepared for the Congestion Managed Lanes project.	San Juan Trujillo Alto Caguas	NEPA	F	-	-	-	-	-				
					TC	-	-	-	-	-				
					S	-	-	-	-	-				
					T	-	-	-	-	-				
				Pre-Engineering	F	-	-	-	-	-	-	-		
					TC	-	-	-	-	-	-	-		
					S	-	-	-	-	-	-	-		
					T	-	-	-	-	-	-	-		
				Design	F	-	-	-	-	-	-	-	-	
					TC	-	-	-	-	-	-	-	-	
					S	-	-	-	-	-	-	-	-	
					T	-	-	-	-	-	-	-	-	
				ROW	F	-	-	-	-	-	-	-	-	
					TC	-	-	-	-	-	-	-	-	
					S	-	-	-	-	-	-	-	-	
					T	-	-	-	-	-	-	-	-	
				Construction	F	-	-	-	-	-	2,400,000	2,400,000	2,400,000	
					TC	-	-	-	-	-	600,000	600,000	600,000	
					S	-	-	-	-	-	-	-	-	
					T	-	-	-	-	-	3,000,000	3,000,000	3,000,000	
Total Estimated Project Cost					-	-	-	3,000,000	3,000,000					
2	AC-800523 L009999523 ZP-20	Noise Barriers at PR-22 Rio Hondo 3	Bayamon Toa Baja	NEPA	F	-	-	-	-	-				
					TC	-	-	-	-	-	-	-		
					S	-	-	-	-	-	-	-		
					T	-	-	-	-	-	-	-		
				Pre-Engineering	F	-	-	-	-	-	-	-	-	
					TC	-	-	-	-	-	-	-	-	
					S	-	-	-	-	-	-	-	-	
					T	-	-	-	-	-	-	-	-	
				Design	F	-	-	-	-	-	-	-	-	
					TC	-	-	-	-	-	-	-	-	
					S	-	-	-	-	-	-	-	-	
					T	-	-	-	-	-	-	-	-	
				ROW	F	-	-	-	-	-	-	-	-	
					TC	-	-	-	-	-	-	-	-	
					S	-	-	-	-	-	-	-	-	
					T	-	-	-	-	-	-	-	-	
				Construction	F	-	-	-	-	-	710,864	710,864	710,864	
					TC	-	-	-	-	-	177,716	177,716	177,716	
					S	-	-	-	-	-	-	-	-	
					T	-	-	-	-	-	888,580	888,580	888,580	
Total Estimated Project Cost					-	-	-	888,580	888,580					

*Fund Reconciliation for each project can be found on page FHWA-17
**Retroactive TC will be use for projects currently under construction.

GOVERNMENT OF PUERTO RICO
PUERTO RICO DEPARTMENT OF TRANSPORTATION AND PUBLIC WORKS
PUERTO RICO HIGHWAYS AND TRANSPORTATION AUTHORITY
STATEWIDE TRANSPORTATION IMPROVEMENT PROGRAM
FISCAL YEARS 2019-2022
Amendment 3
ADMINISTRATIVE MODIFICATION # 1

Legend:
F - Federal Funds
TC - Toll Credits Funds
S - State /Local Funds
T - Total Funds

Núm.	AC-Code / Oracle # / Fed # / Program Code	Description	Town	Phase	Fed. Past Obligations / Locally Funded					Total Est. Cost	Remarks		
					2019	2020	2021	2022					
3	AC- TBD ZP-20	Noise Barriers at PR-22 Rio Hondo 1	Bayamon Toa Baja	NEPA	F	-	-	-	-	-			
					TC	-	-	-	-	-			
					S	-	-	-	-	-			
					T	-	-	-	-	-			
				Pre-Engineering	F	-	-	-	-	-	-	-	
					TC	-	-	-	-	-			
					S	-	-	-	-	-			
					T	-	-	-	-	-			
				Design	F	-	-	-	-	-	-	-	
					TC	-	-	-	-	-			
					S	-	-	-	-	-			
					T	-	-	-	-	-			
				ROW	F	-	-	-	-	-	-	-	
					TC	-	-	-	-	-			
					S	-	-	-	-	-			
					T	-	-	-	-	-			
				Construction	F	-	-	-	-	1,563,250	1,563,250	-	
					TC	-	-	-	-	390,812	390,812	-	
					S	-	-	-	-	-	-	-	
					T	-	-	-	-	1,954,062	1,954,062	-	
Total Estimated Project Cost					-	-	-	1,954,062	1,954,062				
UA > 1,000,000 Population (San Juan)			Grand Total	-	-	-	-	5,842,642	218,391,150				

*Fund Reconciliation for each project can be found on page FHWA-17
**Retroactive TC will be use for projects currently under construction.

GOVERNMENT OF PUERTO RICO
PUERTO RICO DEPARTMENT OF TRANSPORTATION AND PUBLIC WORKS
PUERTO RICO HIGHWAYS AND TRANSPORTATION AUTHORITY
STATEWIDE TRANSPORTATION IMPROVEMENT PROGRAM
FISCAL YEARS 2019-2022
Amendment 3
ADMINISTRATIVE MODIFICATION # 1

Legend:
F - Federal Funds
TC - Toll Credits Funds
S - State /Local Funds
T - Total Funds

Núm.	AC-Code / Oracle # / Fed # / Program Code	Description	Town	Phase	Fed. Past Obligations / Locally Funded					Total Est. Cost	Remarks	
					2019	2020	2021	2022				
1	AC-111133 R000111133 ER-90 - ZP-10	Additional Funds - PR-111 Km. 10.8, 5.7, 12.5 - Heavy Rain March 2012	Utuado	NEPA	F	-	-	-	-	-		
					TC	-	-	-	-	-		
					S	-	-	-	-	-		
					T	-	-	-	-	-		
				Pre-Engineering	F	-	-	-	-	-	-	
					TC	-	-	-	-	-	-	
					S	-	-	-	-	-	-	
					T	-	-	-	-	-	-	
				Design	F	-	-	-	-	-	-	
					TC	-	-	-	-	-	-	
					S	-	-	-	-	-	-	
					T	-	-	-	-	-	-	
				ROW	F	-	-	-	-	-	-	
					TC	-	-	-	-	-	-	
					S	-	-	-	-	-	-	
					T	-	-	-	-	-	-	
				Construction	F	-	-	-	-	70,358	70,358	
					TC	-	-	-	-	17,590	17,590	
					S	-	-	-	-	-	-	
					T	-	-	-	-	87,948	87,948	
Total Estimated Project Cost					-	-	-	87,948	-			
2	AC-TBD ZP-20	Additional funding for ROW - PR-10 - Phase 1	Utuado Adjunts	NEPA	F	-	-	-	-	-		
					TC	-	-	-	-	-	-	
					S	-	-	-	-	-	-	
					T	-	-	-	-	-	-	
				Pre-Engineering	F	-	-	-	-	-	-	
					TC	-	-	-	-	-	-	
					S	-	-	-	-	-	960,000	To be completed In-House
					T	-	-	-	-	-	960,000	
				Design	F	-	-	-	-	-	-	
					TC	-	-	-	-	-	-	
					S	-	-	-	-	-	2,400,000	To be completed In-House
					T	-	-	-	-	-	2,400,000	
				ROW	F	-	-	-	-	-	800,000	
					TC	-	-	-	-	-	200,000	To be programmed in FY 2026
					S	-	-	-	-	-	-	
					T	-	-	-	-	-	1,000,000	
				Construction	F	-	-	-	-	-	38,400,000	
					TC	-	-	-	-	-	9,600,000	To be programmed in FY 2029
					S	-	-	-	-	-	-	
					T	-	-	-	-	-	48,000,000	
Total Estimated Project Cost					-	-	-	-	30,720,000			
UA>200,000 Population<1,000000 (Aguadilla)			Grand Total					87,948	30,720,000			

*Fund Reconciliation for each project can be found on page FHWA-17
**Retroactive TC will be use for projects currently under construction.

GOVERNMENT OF PUERTO RICO
PUERTO RICO DEPARTMENT OF TRANSPORTATION AND PUBLIC WORKS
PUERTO RICO HIGHWAYS AND TRANSPORTATION AUTHORITY
STATEWIDE TRANSPORTATION IMPROVEMENT PROGRAM
FISCAL YEARS 2019-2022
Amendment 3
ADMINISTRATIVE MODIFICATION # 1

Legend:
F - Federal Funds
TC - Toll Credits Funds
S - State /Local Funds
T - Total Funds

Núm.	AC-Code / Oracle # / Fed # / Program Code	Description	Town	Phase	Fed. Past Obligations / Locally Funded				Total Est. Cost		Remarks		
					2019	2020	2021	2022					
1	AC-TBD ZP-20	PR-2 La Vita	Mayaguez	NEPA	F	-	-	-	-	-			
					TC	-	-	-	-	-			
					S	-	-	-	-	-			
					T	-	-	-	-	-			
				Pre-Engineering	F	-	-	-	-	-	-	-	
					TC	-	-	-	-	-	-	-	
					S	-	-	-	-	-	-	-	
					T	-	-	-	-	-	-	-	
				Design	F	-	-	-	-	-	-	-	
					TC	-	-	-	-	-	-	-	
					S	-	-	-	-	-	-	-	
					T	-	-	-	-	-	-	-	
				ROW	F	-	-	-	-	800,000	800,000		
					TC	-	-	-	-	200,000	200,000		
					S	-	-	-	-	-	-		
					T	-	-	-	-	1,000,000	1,000,000		
				Construction	F	-	-	-	-	-	-	-	
					TC	-	-	-	-	-	-	-	
					S	-	-	-	-	-	-	-	
					T	-	-	-	-	-	-	-	
Total Estimated Project Cost					-	-	-	1,000,000	-				
UA<200,000 Population (UZA)					Grand Total				1,000,000	62,450,000			

*Fund Reconciliation for each project can be found on page FHWA-17
**Retroactive TC will be use for projects currently under construction.

GOVERNMENT OF PUERTO RICO
PUERTO RICO DEPARTMENT OF TRANSPORTATION AND PUBLIC WORKS
PUERTO RICO HIGHWAYS AND TRANSPORTATION AUTHORITY
STATEWIDE TRANSPORTATION IMPROVEMENT PROGRAM
FISCAL YEARS 2019-2022
Amendment 3
ADMINISTRATIVE MODIFICATION # 1

Legend:
F - Federal Funds
TC - Toll Credits Funds
S - State /Local Funds
T - Total Funds

Núm.	AC-Code / Oracle # / Fed # / Program Code	Description	Town	Phase	Fed. Past Obligations / Locally Funded	2019	2020	2021	2022	Total Est. Cost	Remarks
1	AC-800557 ZP-10, ZP-20, ZP-30	Pavement Rehabilitation and Reconstruction of Roads (2022) Includes Pavement Set Aside Penalty of \$34,378,664	Islandwide	NEPA	F	-	-	-	-	-	Please see Appendix C for Project Listing Advance Construction Funds from FY 23 will be used in the amount of \$14,559,637.90 Additional Funding of \$13,200,000 from CRRSAA will be used . Total Project Cost \$100,540,777
					TC	-	-	-	-	-	
					S	-	-	-	-	-	
				Pre-Engineering	T	-	-	-	-	-	
					F	-	-	-	-	-	
					TC	-	-	-	-	-	
				Design	S	-	-	-	-	-	
					T	-	-	-	-	-	
					F	-	-	-	-	-	
				ROW	TC	-	-	-	-	-	
					S	-	-	-	-	-	
					T	-	-	-	-	-	
				Construction	F	-	-	-	58,224,911	58,224,911	
					TC	-	-	-	14,556,228	14,556,228	
					S	-	-	-	-	-	
				T	-	-	-	72,781,139	72,781,139		
Total Estimated Project Cost					-	-	-	72,781,139	72,781,139		
2	AC-TBD ZP-10	SPR-59 - State Planning and Research Program (2022)	Islandwide	NEPA	F	-	-	-	-	-	
					TC	-	-	-	-	-	
					S	-	-	-	-	-	
				Planning	T	-	-	-	-	-	
					F	-	-	-	4,800,000	4,800,000	
					TC	-	-	-	1,200,000	1,200,000	
				Design	S	-	-	-	-	-	
					T	-	-	-	6,000,000	6,000,000	
					F	-	-	-	-	-	
				ROW	TC	-	-	-	-	-	
					S	-	-	-	-	-	
					T	-	-	-	-	-	
				Construction	F	-	-	-	-	-	
					TC	-	-	-	-	-	
					S	-	-	-	-	-	
				T	-	-	-	-	-		
Total Estimated Project Cost					-	-	-	6,000,000	6,000,000		

*Fund Reconciliation for each project can be found on page FHWA-17
**Retroactive TC will be use for projects currently under construction.

GOVERNMENT OF PUERTO RICO
PUERTO RICO DEPARTMENT OF TRANSPORTATION AND PUBLIC WORKS
PUERTO RICO HIGHWAYS AND TRANSPORTATION AUTHORITY
STATEWIDE TRANSPORTATION IMPROVEMENT PROGRAM
FISCAL YEARS 2019-2022
Amendment 3
ADMINISTRATIVE MODIFICATION # 1

Legend:
F - Federal Funds
TC - Toll Credits Funds
S - State /Local Funds
T - Total Funds

Núm.	AC-Code / Oracle # / Fed # / Program Code	Description	Town	Phase	Fed. Past Obligations / Locally Funded	2019	2020	2021	2022	Total Est. Cost	Remarks	
3	AC-900138 ZP-10, ZP-20, ZP-30 Y110, Y120	Rehabilitation, Replacement and Critical Bridges (2022) Funding to be provided by the Bridge Formula Program under the Bipartisan Infrastructure Law	Islandwide	NEPA	F	-	-	-	-	-	See Appendix A for Project List	
					TC	-	-	-	-	-		
					S	-	-	-	-	-		
					T	-	-	-	-	-		
				Pre-Engineering	F	-	-	-	-	-		
					TC	-	-	-	-	-		
					S	-	-	-	-	-		
					T	-	-	-	-	-		
				Design	F	-	-	-	-	-		
					TC	-	-	-	-	-		
					S	-	-	-	-	-		
					T	-	-	-	-	-		
				ROW	F	-	-	-	-	2,055,084		2,055,084
					TC	-	-	-	-	513,771		513,771
					S	-	-	-	-	-		-
					T	-	-	-	-	2,568,855		2,568,855
Construction	F	-	-	-	-	28,871,556	28,871,556					
	TC	-	-	-	-	7,217,889	7,217,889					
	S	-	-	-	-	-	-					
	T	-	-	-	-	36,089,445	36,089,445					
Total Estimated Project Cost					-	-	-	-	38,658,300	38,658,300		
4	AC-TBD ZP-10, ZP-20, ZP-30 Y110, Y120	Systematic Bridges Preservation Program (2022) Funding to be provided under the Bridge Formula Program under the Bipartisan Infrastructure Law	Islandwide	NEPA	F	-	-	-	-	-	Please See Appendix A for Project List	
					TC	-	-	-	-	-		
					S	-	-	-	-	-		
					T	-	-	-	-	-		
				Pre-Engineering	F	-	-	-	-	-		
					TC	-	-	-	-	-		
					S	-	-	-	-	-		
					T	-	-	-	-	-		
				Design	F	-	-	-	-	-		
					TC	-	-	-	-	-		
					S	-	-	-	-	-		
					T	-	-	-	-	-		
				ROW	F	-	-	-	-	-		-
					TC	-	-	-	-	-		-
					S	-	-	-	-	-		-
					T	-	-	-	-	-		-
Construction	F	-	-	-	-	12,073,360	12,073,360					
	TC	-	-	-	-	3,018,340	3,018,340					
	S	-	-	-	-	-	-					
	T	-	-	-	-	15,091,700	15,091,700					
					-	-	-	-	15,091,700	15,091,700		

*Fund Reconciliation for each project can be found on page FHWA-17
**Retroactive TC will be use for projects currently under construction.

GOVERNMENT OF PUERTO RICO
PUERTO RICO DEPARTMENT OF TRANSPORTATION AND PUBLIC WORKS
PUERTO RICO HIGHWAYS AND TRANSPORTATION AUTHORITY
STATEWIDE TRANSPORTATION IMPROVEMENT PROGRAM
FISCAL YEARS 2019-2022
Amendment 3
ADMINISTRATIVE MODIFICATION # 1

Legend:
F - Federal Funds
TC - Toll Credits Funds
S - State /Local Funds
T - Total Funds

Núm.	AC-Code / Oracle # / Fed # / Program Code	Description	Town	Phase	Fed. Past Obligations / Locally Funded					Total Est. Cost	Remarks		
						2019	2020	2021	2022				
5	AC-992483 ZP-20	Bridge Inventory System NBIS 38	Islandwide	NEPA	F	-	-	-	-	-			
					TC	-	-	-	-	-			
					S	-	-	-	-	-			
					T	-	-	-	-	-			
				Pre-Engineering	F	-	-	-	-	-	-	-	
					TC	-	-	-	-	-	-	-	
					S	-	-	-	-	-	-	-	
					T	-	-	-	-	-	-	-	
				Design	F	-	-	-	-	6,400,000	6,400,000		
					TC	-	-	-	-	1,600,000	1,600,000		
					S	-	-	-	-	-	-	-	
					T	-	-	-	-	8,000,000	8,000,000		
				ROW	F	-	-	-	-	-	-	-	
					TC	-	-	-	-	-	-	-	
					S	-	-	-	-	-	-	-	
					T	-	-	-	-	-	-	-	
				Construction	F	-	-	-	-	-	-	-	
					TC	-	-	-	-	-	-	-	
					S	-	-	-	-	-	-	-	
					T	-	-	-	-	-	-	-	
					-	-	-	8,000,000	8,000,000				
6	AC-TBD ZP-10, ZP-20, ZP-30	Intelligent Transportation System (ITS) (2022)	Islandwide	NEPA	F	-	-	-	-	-			
					TC	-	-	-	-	-	-		
					S	-	-	-	-	-	-		
					T	-	-	-	-	-	-		
				Pre-Engineering	F	-	-	-	-	-	-	-	
					TC	-	-	-	-	-	-	-	
					S	-	-	-	-	-	-	-	
					T	-	-	-	-	-	-	-	
				Design	F	-	-	-	-	-	-	-	
					TC	-	-	-	-	-	-	-	
					S	-	-	-	-	-	-	-	
					T	-	-	-	-	-	-	-	
				ROW	F	-	-	-	-	-	-	-	
					TC	-	-	-	-	-	-	-	
					S	-	-	-	-	-	-	-	
					T	-	-	-	-	-	-	-	
				Construction	F	-	-	-	-	5,480,000	5,480,000		
					TC	-	-	-	-	1,370,000	1,370,000		
					S	-	-	-	-	-	-	-	
					T	-	-	-	-	6,850,000	6,850,000		
Total Estimated Project Cost					-	-	-	-	6,850,000	6,850,000			

*Fund Reconciliation for each project can be found on page FHWA-17
**Retroactive TC will be use for projects currently under construction.

GOVERNMENT OF PUERTO RICO
PUERTO RICO DEPARTMENT OF TRANSPORTATION AND PUBLIC WORKS
PUERTO RICO HIGHWAYS AND TRANSPORTATION AUTHORITY
STATEWIDE TRANSPORTATION IMPROVEMENT PROGRAM
FISCAL YEARS 2019-2022
Amendment 3
ADMINISTRATIVE MODIFICATION # 1

Legend:
F - Federal Funds
TC - Toll Credits Funds
S - State /Local Funds
T - Total Funds

Núm.	AC-Code / Oracle # / Fed # / Program Code	Description	Town	Phase	Fed. Past Obligations / Locally Funded	2019	2020	2021	2022	Total Est. Cost	Remarks
7	AC-TBD ZP-10, ZP-20, ZP-30 ZP-40, ZP-50	Highway Safety Improvements 2022 - Includes Puerto Rico Section 154 and 164 Penalty of \$3,800,000 (HSIP- Elegible Activities)	Islandwide	NEPA	F	-	-	-	-	-	Please See Appendix B for Project List
					TC	-	-	-	-	-	
					S	-	-	-	-	-	
					T	-	-	-	-	-	
				Pre-Engineering	F	-	-	-	-	-	
					TC	-	-	-	-	-	
					S	-	-	-	-	-	
					T	-	-	-	-	-	
				Design	F	-	-	-	-	-	
					TC	-	-	-	-	-	
					S	-	-	-	-	-	
					T	-	-	-	-	-	
				ROW	F	-	-	-	-	-	
					TC	-	-	-	-	-	
					S	-	-	-	-	-	
					T	-	-	-	-	-	
Construction	F	-	-	-	-	30,186,163	30,186,163				
	TC	-	-	-	-	7,546,541	7,546,541				
	S	-	-	-	-	-	-				
	T	-	-	-	-	37,732,704	37,732,704				
Total Estimated Project Cost					-	-	-	-	37,732,704	37,732,704	

*Fund Reconciliation for each project can be found on page FHWA-17
**Retroactive TC will be use for projects currently under construction.

GOVERNMENT OF PUERTO RICO
PUERTO RICO DEPARTMENT OF TRANSPORTATION AND PUBLIC WORKS
PUERTO RICO HIGHWAYS AND TRANSPORTATION AUTHORITY
STATEWIDE TRANSPORTATION IMPROVEMENT PROGRAM
FISCAL YEARS 2019-2022
Amendment 3
ADMINISTRATIVE MODIFICATION # 1

Legend:
F - Federal Funds
TC - Toll Credits Funds
S - State /Local Funds
T - Total Funds

Núm.	AC-Code / Oracle # / Fed # / Program Code	Description	Town	Phase	Fed. Past Obligations / Locally Funded					Total Est. Cost	Remarks
						2019	2020	2021	2022		
8	NEVI	National Electric Vehicle Infrastructure (NEVI)	Islandwide	NEPA	F	-	-	-	-	-	Pending Approval on the NEVI Plan
					TC	-	-	-	-	-	
					S	-	-	-	-	-	
					T	-	-	-	-	-	
				Pre-Engineering	F	-	-	-	-	-	
					TC	-	-	-	-	-	
					S	-	-	-	-	-	
					T	-	-	-	-	-	
				Design	F	-	-	-	-	-	
					TC	-	-	-	-	-	
					S	-	-	-	-	-	
					T	-	-	-	-	-	
				ROW	F	-	-	-	-	-	
					TC	-	-	-	-	-	
					S	-	-	-	-	-	
					T	-	-	-	-	-	
				Construction	F	-	-	-	1,616,392	1,616,392	
					TC	-	-	-	404,098	404,098	
					S	-	-	-	-	-	
					T	-	-	-	2,020,490	2,020,490	

*Fund Reconciliation for each project can be found on page FHWA-17
**Retroactive TC will be use for projects currently under construction.

GOVERNMENT OF PUERTO RICO
PUERTO RICO DEPARTMENT OF TRANSPORTATION AND PUBLIC WORKS
PUERTO RICO HIGHWAYS AND TRANSPORTATION AUTHORITY
STATEWIDE TRANSPORTATION IMPROVEMENT PROGRAM
FISCAL YEARS 2019-2022
AMENDMENT #3
ADMINISTRATIVE MODIFICATION # 1

Legend:
F - Federal Funds
TC - Toll Credits Funds
S - State /Local Funds
T - Total Funds

AC-Code / Oracle		Description	Town	Phase	Fed. Past Obligations / Locally Funded	STIP Fiscal Year				Future Investment	Total Est. Cost	Remarks	
Núm.	# / Fed # / Program Code					2019	2020	2021	2022				
1	AC-TBD Earmark	Reconstruction PR-181 km. 38.6 - 55.0	Gurabo	NEPA	F	-	-	-	-	-	-	-	-
					TC	-	-	-	-	-	-	-	
					S	-	-	-	-	-	-	-	
					T							-	
				Pre-Engineering	F	-	-	-	-	-	-	-	-
					TC	-	-	-	-	-	-	-	
					S	-	-	-	-	-	-	-	
					T							-	
				Design	F	-	-	-	-	-	-	-	-
					TC	-	-	-	-	-	-	-	
					S	-	-	-	-	-	-	-	
					T							-	
				ROW	F	-	-	-	-	-	-	-	-
					TC	-	-	-	-	-	-	-	
					S	-	-	-	-	-	-	-	
					T		-	-				-	
				Construction	F	-	-	-	-	-	3,840,000	3,840,000	
					TC	-	-	-	-	-		-	
					S	-	-	-	-	-	960,000	960,000	
					T	-	-	-			4,800,000	4,800,000	
Total Estimated Project Cost						-	-	-	-	4,800,000	4,800,000		

GOVERNMENT OF PUERTO RICO
PUERTO RICO DEPARTMENT OF TRANSPORTATION AND PUBLIC WORKS
PUERTO RICO HIGHWAYS AND TRANSPORTATION AUTHORITY
STATEWIDE TRANSPORTATION IMPROVEMENT PROGRAM
FISCAL YEARS 2019-2022
AMENDMENT #3
ADMINISTRATIVE MODIFICATION # 1
ISLANDWIDE EMERGENCY RELIEF PROJECT - HEAVY RAINS OF MARCH 2012

Legend:
F - Federal Funds
TC - Toll Credits Funds
S - State /Local Funds
T - Total Funds

Núm.	AC-Code / Oracle # / Fed # / Program Code	Description	Town	Phase	Fed. Past Obligations / Locally Funded	STIP Fiscal Year					Future Investment	Total Est. Cost	Remarks	
						2019	2020	2021	2022	2026				
1	AC-111133 R000111133 ER-90	Reconstruction PR-111 kms. 10.8, 5.7, 12.5	Utuado	NEPA	F	-	-	-	-	-	-	-	-	Project Obligated. Additional funding is being requested under FY 22 Regular Funding
					TC	-	-	-	-	-	-	-		
					S	-	-	-	-	-	-	-		
					T	-	-	-	-	-	-	-		
				Pre-Engineering	F	-	-	-	-	-	-	-		
					TC	-	-	-	-	-	-	-		
					S	-	-	-	-	-	-	-		
					T	-	-	-	-	-	-	-		
				Design	F	-	-	-	-	-	-	-		
					TC	-	-	-	-	-	-	-		
					S	-	-	-	-	-	-	-		
					T	-	-	-	-	-	-	-		
				ROW	F	-	-	-	-	-	-	-		
					TC	-	-	-	-	-	-	-		
					S	-	-	-	-	-	-	-		
					T	-	-	-	-	-	-	-		
				Construction	F	1,098,976	-	-	-	70,358	-	-		
					TC	-	-	-	-	17,590	-	-		
					S	211,553	-	-	-	-	-	-		
					T	1,310,529	-	-	-	87,948	-	-		
Total Estimated Project Cost					1,310,529	-	-	-	87,948	-	-	1,398,477		

GOVERNMENT OF PUERTO RICO
PUERTO RICO DEPARTMENT OF TRANSPORTATION AND PUBLIC WORKS
PUERTO RICO HIGHWAYS AND TRANSPORTATION AUTHORITY
STATEWIDE TRANSPORTATION IMPROVEMENT PROGRAM
FISCAL YEARS 2019-2022
AMENDMENT # 3
ADMINISTRATIVE MODIFICATION # 1
FEDERAL LANDS AGREEMENT

Legend:
F - Federal Funds
TC - Toll Credits Funds
S - State /Local Funds
T - Total Funds

AC-Code / Oracle		Description	Town	Phase	Fed. Past Obligations / Locally Funded	STIP Fiscal Year				Future Investment	Total Est. Cost	Remarks
Núm.	# / Fed # / Program Code					2019	2020	2021	2022			
1	PR ERFO FS 2017-1(1) LC	El Yunque National Forest - Emergency Landslide Repairs	Rio Grande	Construction	F	-		-	-	2,000,000	2,000,000	
					TC	-		-	-	-	-	
					S	-		-	-	-	-	
					T					2,000,000	2,000,000	
2	PR ERFO FS 2017-1(2) LC	El Yunque National Forest - Emergency Repairs at PR-930	Rio Grande	Construction	F	-		-	-	2,200,000	2,200,000	
					TC	-		-	-	-	-	
					S	-		-	-	-	-	
					T					2,200,000	2,200,000	
3	PR FEMA 2017-1(10)	PRHTA - FEMA Branch 3 - Contract 1	Islandwide	Construction	F	-		-	-	5,000,000	5,000,000	
					TC	-		-	-	-	-	
					S	-		-	-	-	-	
					T					5,000,000	5,000,000	
4	PR-FEMA 2017-1(12)	PRHTA - FEMA Branch 4 - Contract 2	Islandwide	Construction	F	-		-	-	5,000,000	5,000,000	
					TC	-		-	-	-	-	
					S	-		-	-	-	-	
					T					5,000,000	5,000,000	
5	PR-FEMA 2017-1(14)	PRHTA - FEMA Branch 2 - Contract 3	Islandwide	Construction	F	-		-	-	4,000,000	4,000,000	
					TC	-		-	-	-	-	
					S	-		-	-	-	-	
					T			-		4,000,000	4,000,000	
6	PR-FEMA 2017-1(16)	PRHTA - FEMA Branch 4 - Contract 3	Islandwide	Construction	F	-		-	-	4,000,000	4,000,000	
					TC	-		-	-	-	-	
					S	-		-	-	-	-	
					T					4,000,000	4,000,000	
7	PR-FEMA 2017-1(8)	PRHTA - FEMA Branch 2 - Contract 1	Islandwide	Construction	F	-		-	-	5,000,000	5,000,000	
					TC	-		-	-	-	-	
					S	-		-	-	-	-	
					T			-		5,000,000	5,000,000	
8	PR-FLAP LAJAS LCA(1)	Rehabilitate the only Vehicular Entrance to Laguna Cartegana NWR & Replace a section of guardrail	Los Llanos	Design	F	-		-	-	125,000	125,000	
					TC	-		-	-	-	-	
					S	-		-	-	-	-	
					T					125,000	125,000	
9	PR FS ROUTE 10 STORM DAMAGE	El Yunque - Pavement & Drainage Repair 0.5 miles from the intersection with PR-191 to an existing observation	Rio Grande	Design	F	-		-	-	1,500,000	1,500,000	
					TC	-		-	-	-	-	
					S	-		-	-	-	-	
					T					1,500,000	1,500,000	
10	PR FS ROUTE 27 STORM DAMAGE	El Yunque - Landslide and Culvert Repairs starting at the Int. with FS Route 930 to 3.2 miles southeast	Rio Grande	Construction	F	-		-	-	130,000	130,000	
					TC	-		-	-	-	-	
					S	-		-	-	-	-	

GOVERNMENT OF PUERTO RICO
PUERTO RICO DEPARTMENT OF TRANSPORTATION AND PUBLIC WORKS
PUERTO RICO HIGHWAYS AND TRANSPORTATION AUTHORITY
STATEWIDE TRANSPORTATION IMPROVEMENT PROGRAM
FISCAL YEARS 2019-2022
AMENDMENT # 3
ADMINISTRATIVE MODIFICATION # 1
FEDERAL LANDS AGREEMENT

Legend:
F - Federal Funds
TC - Toll Credits Funds
S - State /Local Funds
T - Total Funds

AC-Code / Oracle		Description	Town	Phase	Fed. Past Obligations / Locally Funded	STIP Fiscal Year				Future Investment	Total Est. Cost	Remarks
Núm.	# / Fed # / Program Code					2019	2020	2021	2022			
11	PR ST FEMA PR (1)	Design of Permanent Repairs in Puerto Rico funded by FEMA	Islandwide	Design	F	-		-	28,800,000	-	28,800,000	
					TC	-		-	7,200,000	-	7,200,000	
					S	-		-	-	-	-	
					T				36,000,000		36,000,000	
12	RPR ERFO FS 2017-1(3)	El Yunque - Repair storm damage at 43 sites on PR-191 & 3 sites on PR-9938	Rio Grande	Design	F	-		-	8,000,000	-	8,000,000	
					TC	-		-	2,000,000	-	2,000,000	
					S	-		-	-	-	-	
					T				10,000,000		10,000,000	

ADDITIONAL BRIDGE CONSTRUCTION PROJECTS TO BE WORKED FOR ALL BRIDGE PROGRAMS*							
Bridge ID	Road	Km	Feature Intersected	Municipality	Project Type	Bridge Rehabilitation and Replacement	Bridge Preservation
177	PR 14	63.30	MATON RIVER	CAYEY	PERMANENT	\$6,000,000.00	
181	PR 15	1.04	GUAMANI RIVER	GUAYAMA	PERMANENT	\$1,507,275.00	
335	PR 155	50.20	MOROVIS RIVER	MOROVIS	PERMANENT	\$2,000,000.00	
376	PR-167	13.70	CANCEL CREEK	BAYAMON	PERMANENT	\$3,000,000.00	
512	PR 676	7.10	CIBUCO RIVER	VEGA BAJA	PERMANENT	\$2,000,000.00	
1008	PR 18	2.60	PR 17 PIÑERO AVENUE	SAN JUAN	PERMANENT	\$15,175,000.00	
1012	PR 18	2.60	DOMENECH STREET	SAN JUAN	PERMANENT	\$11,275,000.00	
1016	PR 18	1.15	PR 23 (ROOSEVELT AV.)	SAN JUAN	PERMANENT	\$17,093,606.46	
1073	PR-52 NORTHBOUND	95.20	PR-506 KM 1.5	PONCE	PERMANENT	\$1,662,392.22	
1074	PR-52 SOUTHBOUND	95.20	PR-506 KM 1.5	PONCE	PERMANENT	\$1,662,392.22	
1085	PR-163 WESTBOUND	1.30	PORTUGUES RIVER	PONCE	PERMANENT	\$4,000,000.00	
1086	PR 163 EASTBOUND	1.30	PORTUGUES RIVER	PONCE	PERMANENT	\$4,000,000.00	
1112	OFF PR 4484	0.20	DEPRESSION	QUEBRADILLAS	PERMANENT	\$4,640,000.00	
1125	OFF PR 372	0.30	DUEY RIVER	YAUCO	PERMANENT	\$3,960,000.00	
1140	PR-52 NORTHBOUND	92.50	JACAGUAS RIVER	JUANA DIAZ	PERMANENT	\$5,450,457.34	
1141	PR-52 SOUTHBOUND	92.40	JACAGUAS RIVER	JUANA DIAZ	PERMANENT	\$5,450,457.34	
1225	PR-52 NORTHBOUND	67.00	LOCAL ACCESS ROAD	SALINAS	PERMANENT		\$425,318.40
1228	PR-52 SOUTHBOUND	66.60	NIGUA RIVER	SALINAS	PERMANENT	\$3,264,000.00	
1232	PR-52 NORTHBOUND	66.20	PR-1	SALINAS	PERMANENT	\$1,591,833.60	
1233	PR-52 SOUTHBOUND	66.20	PR-1	SALINAS	PERMANENT	\$1,611,302.40	
1251	PR 52 SOUTHBOUND	1.00	PR 177	SAN JUAN	PERMANENT	\$6,000,000.00	
1259	PR-52 SOUTHBOUND	15.10	PR-52	SAN JUAN	PERMANENT	\$6,283,008.00	
1351	LOCAL ROAD	0.05	CUBUY RIVER	CANOVANAS	PERMANENT	\$3,300,000.00	
1377	RURAL LOCAL ROAD	0.01	CUBUY RIVER	CANOVANAS	PERMANENT	\$2,000,000.00	
1772	PR 167	9.10	LA PLATA RIVER	BAYAMON	PERMANENT	\$12,288,761.10	
1819	PR-181	5.50	GRANDE DE LOIZA RIVER	TRUJILLO ALTO	PERMANENT	\$7,677,619.20	
1849	PERIFERAL ST.	0.40	PR-20 (MRTNZ. NADAL EXP)	GUAYNABO	PERMANENT	\$3,000,000.00	
1932	PR-60	1.70	LOCAL ROAD & MABU CREEK	HUMACAO	PERMANENT	\$26,173,442.10	
1951	OFF PR 704	2.00	OBISPO CREEK	COAMO	PERMANENT	\$3,300,000.00	
2012	PR 18	4.70	CHARDON STREET	SAN JUAN	PERMANENT	\$18,225,000.00	
2036	PR-52 SOUTHBOUND	48.70	DEPRESSION	CAYEY	PERMANENT	\$9,500,000.00	
2037	PR-52 NORTHBOUND	48.70	DEPRESSION	CAYEY	PERMANENT	\$7,000,000.00	
2056	PR-52 SOUTHBOUND	57.40	MAJADAS RIVER & PR-712	SALINAS	PERMANENT	\$5,000,000.00	
2059	PR-52 NORTHBOUND	57.40	MAJADAS RIVER & PR-712	SALINAS	PERMANENT	\$5,000,000.00	
2150	ACUARIO STREET	0.01	SAN JOSE LAGOON CHANNEL	CAROLINA	PERMANENT	\$5,000,000.00	
2151	LUNA STREET	0.01	SAN JOSE LAGOON CHANNEL	CAROLINA	PERMANENT	\$5,000,000.00	
2179	FLO. ROMERO ST.	0.00	CREEK	CAGUAS	PERMANENT	\$1,650,000.00	
2249	PR-149	67.50	LA JOYA CREEK	PONCE	PERMANENT	\$2,021,760.00	
2254	OFF PR 173	0.10	HONDA CREEK	AIBONITO	PERMANENT	\$1,650,000.00	
2269	PR-52	106.10	PORTUGUES RIVER	PONCE	PERMANENT	\$21,997,440.00	
2392	OFF PR 191	1.10	WATERWAY	NAGUABO	PERMANENT	\$3,300,000.00	
2550	OFF PR 535	0.10	CA¥AS RIVER	JUANA DIAZ	PERMANENT	\$2,000,000.00	
2553	OFF PR 765	0.16	BLANCA CREEK	SAN LORENZO	PERMANENT	\$1,650,000.00	
2573	OFF PR 372	0.20	DUEY RIVER	YAUCO	PERMANENT	\$1,650,000.00	
2588	OFF PR 184	0.10	GRANDE DE PATILLAS RIVER	PATILLAS	PERMANENT	\$3,500,000.00	
2627	OFF PR 788	0.10	UNKNOWN CREEK	SAN LORENZO	PERMANENT	\$1,040,000.00	
2631	OFF PR 123	48.10	ADJUNTAS RIVER	UTUADO	PERMANENT	\$2,000,000.00	
2709	OFF 348 @ KM 1.2	1.20	BRUJO RIVER	SAN GERMAN	PERMANENT	\$2,000,000.00	
2736	PR-7736	0.10	PLATA CREEK	CAYEY	PERMANENT	\$2,000,000.00	
2749	LOCAL ROAD	1.28	MATON RIVER	CAYEY	PERMANENT	\$2,000,000.00	
2860	LAS LOZAS STREET	0.20	CAMUY RIVER	UTUADO	PERMANENT	\$3,960,000.00	
2952	OFF PR-157 AT 2.20	0.48	RIACHUELOS RIVER	OROCOVIS	PERMANENT	\$600,000.00	
3015	Off PR-3 Km.153.20	10,000.00	Unnamed Creek	SALINAS	PERMANENT	\$1,040,000.00	
3051	Off PR-149 KM. 42.3	0.04	CREEK	OROCOVIS	PERMANENT	\$3,500,000.00	
Construction						\$282,650,746.99	\$425,318.40
Total RR + PRES						\$283,076,065.39	

*

1) These projects are based on the priorities and inspection reports available on February 2022. The final list of project and their order of execution and bidding may vary.

2) Preliminary estimate based on deck area and typical construction unit cost for the expected scope.

Appendix A

BRIDGE PROJECTS - DESIGN							2022			
							Bridge (Main) [Y110]		Off-System Bridges [Y120]	
							ZP-10/20	ZP-10/20		
							Bridge Rehabilitation and Replacement	Bridge Preservation	Bridge Rehabilitation and Replacement	Bridge Preservation
Bridge ID	Road	Km	Feature Intersected	Municipality	Project Type	Project Number	DESIGN	DESIGN	DESIGN	DESIGN
			TOTAL DESIGN				\$0.00	\$0.00	\$0.00	\$0.00

BRIDGE PROJECTS - ROW							2022			
							Bridge (Main) [Y110]		Off-System Bridges [Y120]	
							ZP-10/20	ZP-10/20		
							Bridge Rehabilitation and Replacement	Bridge Preservation	Bridge Rehabilitation and Replacement	Bridge Preservation
Bridge ID	Road	Km	Feature Intersected	Municipality	Project Type	Project Number	ROW	ROW	ROW	ROW
105	PR 955	2.00	JUAN GONZALEZ CREEK	RIO GRANDE	PERMANENT	AC-095505				
122	PR 3	68.10	SANTIAGO RIVER	NAGUABO	PERMANENT	AC-301128	\$1,163,855.00			
158	PR 123	59.30	DEPRESSION	UTUADO	PERMANENT	AC-012332				
162	PR 123	66.70	EL JOBO CREEK	ARECIBO	CRITICAL FINDING					
176	PR 14	57.25	HONDA CREEK	AIBONITO	PERMANENT	AC-140027				
217	PR 106	2.50	GANDEL CREEK	MAYAGUEZ	PERMANENT	AC-010612				
348	PR 777	0.1	CAGUITAS RIVER	CAGUAS	PERMANENT					
453	PR 187	1.9	CASTAÑON CHANNEL	RIO GRANDE	PERMANENT					
530	PR 759	2.80	DE LOS CHINOS CREEK	MAUNABO	PERMANENT	AC-075919				
548	RURAL LOCAL ROAD	2.4	YAUCO RIVER	GUAYANILLA	PERMANENT					
549	PR 825	0.10	GUADIANA RIVER	NARANJITO	PERMANENT	AC-082509				
589	PR-102	7.40	GUANAJIBO RIVER	MAYAGUEZ	PERMANENT	AC-010273				

Appendix A

631	PR 200R	0.10	COFRESI CREEK	VIEQUES	PERMANENT					
670	PR 654	0.20	GRANDE DE ARECIBO RIVER	ARECIBO	PERMANENT	AC-065404				
702	PR 681	2.00	TIBURONES CHANNEL	ARECIBO	PERMANENT	AC-068112	\$1,280,000.00			
703	PR 836	4.10	GUAYNABO RIVER	GUAYNABO	PERMANENT	AC-220008				
1133	OFF PR 200	0.01	CREEK	VIEQUES	PERMANENT					
1186	PR-708	5.10	CREEK	CAYEY	PERMANENT	AC-070801	\$50,000.00			
1311	EUGENIO ASTOR AV.	1.20	BAIROA RIVER	CAGUAS	PERMANENT					
1325	PR 757	4.00	DEL APEADERO RIVER	PATILLAS	PERMANENT					
1381	PR 103	3.60	CHANNEL	CABO ROJO	PERMANENT	AC-010313				
1497	PR 826	3.00	GUADI ANA RIVER	NARANJITO	PERMANENT	AC-082601				
1597	LOCAL ROAD	0.1	JOBITOS CREEK	VILLALBA	PERMANENT					
1598	LOCAL ROAD	0.05	CARICABOA RIVER	JAYUYA	PERMANENT					
1683	OFF PR 603 @1.0	0.01	GUAONICA RIVER	UTUADO	PERMANENT					
1740	LOCAL ROAD	0.5	GRANDE DE MAUNABO RIVER	MAUNABO	PERMANENT					
1851	PR-9929	0.10	CREEK	SAN LORENZO	PERMANENT	AC-992904				
1944	OFF PR 157 AT 3.80	0.1	DE CACAOS CREEK	OROCOVIS	PERMANENT					
2143	29 STREET S.E.	0.1	DO¥A ANA CREEK	SAN JUAN	PERMANENT					
2178	SANTA ELENA STREET	0.1	CREEK	YABUCOA	PERMANENT					
2192	CASILLAS STREET	0.05	LOS MUERTOS CREEK	HUMACAO	PERMANENT					
2458	PR 26	9.00	LOS ANGELES AVENUE	CAROLINA	PERMANENT	AC-026118	\$75,000.00			
2482	OFF PR-335	0.90	YAUCO RIVER	YAUCO	PERMANENT					
2506	LOCAL ROAD	0.2	CANAS RIVER	AGUADA	PERMANENT					
			TOTAL ROW				\$2,568,855.00	\$0.00	\$0.00	\$0.00

Appendix A

BRIDGE PROJECTS - CONSTRUCTION							2022			
							Bridge (Main) [Y110]		Off-System Bridges [Y120]	
							ZP-10/20	ZP-10/20		
							Bridge Rehabilitation and Replacement	Bridge Preservation	Bridge Rehabilitation and Replacement	Bridge Preservation
Bridge ID	Road	Km	Feature Intersected	Municipality	Project Type	Project Number	CONSTRUCTION	CONSTRUCTION	CONSTRUCTION	CONSTRUCTION
62	PR 115	17.80	GRANDE RIVER	AGUADA	CRITICAL FINDING					
105	PR 955	2.00	JUAN GONZALEZ CREEK	RIO GRANDE	PERMANENT	AC-095505				
122	PR 3	68.10	SANTIAGO RIVER	NAGUABO	PERMANENT	AC-301128				
155	PR 123	56.00	CAMBALACHE CREEK	UTUADO	CRITICAL FINDING					
155	PR 123	56.00	CAMBALACHE CREEK	UTUADO	PERMANENT					
156	PR 123	56.20	SALTO ABAJO CREEK	UTUADO	CRITICAL FINDING					
156	PR 123	56.20	SALTO ABAJO CREEK	UTUADO	PERMANENT					
157	PR 123	59.10	EL MUERTO CREEK	UTUADO	PERMANENT					
158	PR 123	59.30	DEPRESSION	UTUADO	PERMANENT	AC-012332				
162	PR 123	66.70	EL JOBO CREEK	ARECIBO	CRITICAL FINDING					
176	PR 14	57.25	HONDA CREEK	AIBONITO	PERMANENT	AC-140027				
177	PR 14	63.30	MATON RIVER	CAYEY	CRITICAL FINDING					
181	PR 15	1.04	GUAMANI RIVER	GUAYAMA	CRITICAL FINDING					
217	PR 106	2.50	GANDEL CREEK	MAYAGUEZ	PERMANENT	AC-010612				
253	PR 119	23.60	ARENAS RIVER	LAS MARIAS	CRITICAL FINDING					
335	PR 155	50.20	MOROVIS RIVER	MOROVIS	CRITICAL FINDING					
348	PR 777	0.1	CAGUITAS RIVER	CAGUAS	PERMANENT					
382	PR 7731	0.85	LA PLATA RIVER	CAYEY	CRITICAL FINDING					
453	PR 187	1.9	CASTAÑON CHANNEL	RIO GRANDE	PERMANENT					
512	PR 676	7.10	CIBUCO RIVER	VEGA BAJA	CRITICAL FINDING					
530	PR 759	2.80	DE LOS CHINOS CREEK	MAUNABO	PERMANENT	AC-075919				
548	RURAL LOCAL ROAD	2.4	YAUCO RIVER	GUAYANILLA	PERMANENT					

Appendix A

BRIDGE PROJECTS - CONSTRUCTION							2022			
							Bridge (Main) [Y110]		Off-System Bridges [Y120]	
							ZP-10/20	ZP-10/20		
							Bridge Rehabilitation and Replacement	Bridge Preservation	Bridge Rehabilitation and Replacement	Bridge Preservation
Bridge ID	Road	Km	Feature Intersected	Municipality	Project Type	Project Number	CONSTRUCTION	CONSTRUCTION	CONSTRUCTION	CONSTRUCTION
549	PR 825	0.10	GUADIANA RIVER	NARANJITO	PERMANENT	AC-082509				
574	PR 971	17.30	SANTIAGO RIVER	NAGUABO	PERMANENT	AC-097111	\$1,724,000.00			
589	PR-102	7.40	GUANAJIBO RIVER	MAYAGUEZ	PERMANENT	AC-010273				
631	PR 200R	0.10	COFRESI CREEK	VIEQUES	PERMANENT					
647	PR 102	28.20	MERCADO CREEK	SAN GERMAN	CRITICAL FINDING					
670	PR-654	0.20	GRANDE DE ARECIBO RIVER	ARECIBO	PERMANENT	AC-065404				
702	PR-681	0.10	CAÑO TIBURONES	ARECIBO	PERMANENT	AC-065404				
703	PR 836	4.10	GUAYNABO RIVER	GUAYNABO	PERMANENT	AC-220008				
734	PR-336	0.68	LA MANUELA CREEK	GUAYANILLA	PERMANENT	AC-333601				
781	PR 975	6.70	RIO ABAJO CREEK	CEIBA	CRITICAL FINDING					
790	PR-2	166.80	ROSARIO RIVER	HORMIGUEROS	CRITICAL FINDING					
809	PR 348	17.20	NUEVE PASOS RIVER	SAN GERMAN	CRITICAL FINDING					
850	PR-2	166.80	ROSARIO RIVER	HORMIGUEROS	CRITICAL FINDING					
851	PR-765	1.10	BEATRIZ CREEK	CAGUAS	CRITICAL FINDING					
867	PR-30 EASTBOUND	22.30	HUMACAO RIVER	LAS PIEDRAS	PERMANENT	AC-800588				
900	PR 901	6.20	JUAN MARTIN CREEK	YABUCOA	CRITICAL FINDING					
931	PR-30 WESTBOUND	22.70	HUMACAO RIVER	LAS PIEDRAS	PERMANENT	AC-800588				
1059	PR-646	4.8	INDIO RIVER	VEGA BAJA	PERMANENT					
1067	PR-52 NORTHBOUND	98.90	DIRT ROAD	PONCE	PERMANENT	AC-220037	\$1,425,000.00			
1068	PR-52 SOUTHBOUND	98.90	DIRT ROAD	PONCE	PERMANENT	AC-220037	\$1,425,000.00			
1069	PR-52 SOUTHBOUND	98.00	PR-10	PONCE	PERMANENT	AC-220037	\$2,650,000.00			
1070	PR-52 NORTHBOUND	98.00	PR-10	PONCE	PERMANENT	AC-220037	\$2,650,000.00			

Appendix A

BRIDGE PROJECTS - CONSTRUCTION							2022			
							Bridge (Main) [Y110]		Off-System Bridges [Y120]	
							ZP-10/20	ZP-10/20		
							Bridge Rehabilitation and Replacement	Bridge Preservation	Bridge Rehabilitation and Replacement	Bridge Preservation
Bridge ID	Road	Km	Feature Intersected	Municipality	Project Type	Project Number	CONSTRUCTION	CONSTRUCTION	CONSTRUCTION	CONSTRUCTION
1086	PR 163 EASTBOUND	1.30	PORTUGUES RIVER	PONCE	CRITICAL FINDING					
1114	PR-2 EASTBOUND	204.00	GUAYANILLA RIVER, L ROAD	GUAYANILLA	PERMANENT	AC-800586				
1115	PR-2 WESTBOUND	204.00	GUAYANILLA RIVER, L ROAD	GUAYANILLA	PERMANENT	AC-800586				
1124	PR 890	0.04	HONDO RIVER	BAYAMON	CRITICAL FINDING					
1133	OFF PR 200	0.01	CREEK	VIEQUES	PERMANENT					
1142	PR 418	0.50	CULEBRINAS RIVER	AGUADILLA	CRITICAL FINDING					
1157	PR 558	0.20	USABON RIVER	BARRANQUITA S	CRITICAL FINDING					
1186	PR-708	5.10	CREEK	CAYEY	PERMANENT	AC-070801				
1192	PR-52 NORTHBOUND	71.40	PR-543 AND JUEYES RIVER	SANTA ISABEL	PERMANENT	AC-800589				
1193	PR-52 SOUTHBOUND	71.40	PR-543 AND JUEYES RIVER	SANTA ISABEL	PERMANENT	AC-800589				
1201	PR 920	0.40	WATERWAY	YABUCOA	CRITICAL FINDING					
1258	PR-1	15.10	PR-18 (LAS AMERICAS EXP.)	SAN JUAN	PERMANENT					
1311	EUGENIO ASTOR AV.	1.2	BAIROA RIVER	CAGUAS	PERMANENT					
1325	PR 757	4.00	DEL APEADERO RIVER	PATILLAS	PERMANENT					
1326	LOCAL ROAD	0.1	MAJAGUAL CREEK	ARROYO	PERMANENT				\$1,000,000.00	
1379	PR 651	0.85	CREEK	ARECIBO	CRITICAL FINDING					
1381	PR 103	3.60	CHANNEL	CABO ROJO	PERMANENT	AC-010313				
1390	PR-303	0.10	PLATINA CREEK	LAJAS	CRITICAL FINDING					
1427	PR-111	18.30	GUATEMALA RIVER	SAN SEBASTIÁN	PERMANENT	AC-800592		\$933,091.00		
1465	PR 150	0.20	JACAGUAS RIVER	VILLALBA	CRITICAL FINDING					
1492	OFF PR 110	0.30	CREEK	MOCA	PERMANENT	AC-011020			\$2,200,000.00	
1497	PR 826	3.00	GUADIANA RIVER	NARANJITO	PERMANENT	AC-082601				

Appendix A

BRIDGE PROJECTS - CONSTRUCTION							2022			
							Bridge (Main) [Y110]		Off-System Bridges [Y120]	
							ZP-10/20	ZP-10/20		
							Bridge Rehabilitation and Replacement	Bridge Preservation	Bridge Rehabilitation and Replacement	Bridge Preservation
Bridge ID	Road	Km	Feature Intersected	Municipality	Project Type	Project Number	CONSTRUCTION	CONSTRUCTION	CONSTRUCTION	CONSTRUCTION
1531	PR 141	9.90	CREEK	JAYUYA	PERMANENT	AC-014116	\$706,777.00			
1597	LOCAL ROAD	0.1	JOBITOS CREEK	VILLALBA	PERMANENT				\$750,000.00	
1598	LOCAL ROAD	0.05	CARICABOA RIVER	JAYUYA	PERMANENT				\$1,050,000.00	
1638	VICTOR ROJAS AVE.	0.10	GRANDE DE ARECIBO RIVER	ARECIBO	PERMANENT	AC-065403	\$7,250,000.00			
1683	OFF PR 603 @1.0	0.01	GUAONICA RIVER	UTUADO	PERMANENT					
1695	PR123	55.10	GRANDE DE ARECIBO RIVER	UTUADO	PERMANENT	AC-210004				
1730	LOCAL ROAD	0.30	DESCALABRADO RIVER	COAMO	CRITICAL FINDING					
1740	LOCAL ROAD	0.5	GRANDE DE MAUNABO RIVER	MAUNABO	PERMANENT					
1772	PR 167	9.10	LA PLATA RIVER	BAYAMON	CRITICAL FINDING					
1801	PR-20	0.50	GONZALEZ GIUSTI AVE.	GUAYNABO	PERMANENT					
1846	PR 833	12.10	GUAYNABO RIVER	GUAYNABO	CRITICAL FINDING					
1851	PR-9929	0.10	CREEK	SAN LORENZO	PERMANENT	AC-992904				
1883	PR-114	4.00	GUANAJIBO RIVER	HORMIGUERO S	PERMANENT	AC-800592				
1941	PR-52 SOUTHBOUND	100.80	PR-1	PONCE	PERMANENT	AC-220036				
1942	PR-52 NORTHBOUND	100.80	PR-1	PONCE	PERMANENT	AC-220036				
1944	OFF PR 157 AT 3.80	0.1	DE CACAOS CREEK	OROCOVIS	PERMANENT					
1945	PR 114	5.60	GUANAJIBO RIVER	HORMIGUERO S	CRITICAL FINDING					
1956	PR-53 EASTBOUND	90.80	PR-706	SALINAS	PERMANENT	AC-800585				

Appendix A

							2022			
							Bridge (Main) [Y110]		Off-System Bridges [Y120]	
BRIDGE PROJECTS - CONSTRUCTION							ZP-10/20	ZP-10/20		
							Bridge Rehabilitation and Replacement	Bridge Preservation	Bridge Rehabilitation and Replacement	Bridge Preservation
Bridge ID	Road	Km	Feature Intersected	Municipality	Project Type	Project Number	CONSTRUCTION	CONSTRUCTION	CONSTRUCTION	CONSTRUCTION
1957	PR-53 WESTBOUND	90.80	PR-706	SALINAS	PERMANENT	AC-800585				
1976	OFF PR 377	0.1	CONSEJO CREEK	GUAYANILLA	PERMANENT				\$1,050,000.00	
2012	PR 18	4.70	CHARDON STREET	SAN JUAN	CRITICAL FINDING					
2143	29 STREET S.E.	0.1	DO¥A ANA CREEK	SAN JUAN	PERMANENT					

Appendix A

BRIDGE PROJECTS - CONSTRUCTION							2022			
							Bridge (Main) [Y110]		Off-System Bridges [Y120]	
							ZP-10/20	ZP-10/20		
							Bridge Rehabilitation and Replacement	Bridge Preservation	Bridge Rehabilitation and Replacement	Bridge Preservation
Bridge ID	Road	Km	Feature Intersected	Municipality	Project Type	Project Number	CONSTRUCTION	CONSTRUCTION	CONSTRUCTION	CONSTRUCTION
2178	SANTA ELENA STREET	0.1	CREEK	YABUCOA	PERMANENT					
2192	CASILLAS STREET	0.05	LOS MUERTOS CREEK	HUMACAO	PERMANENT					
2200	PR 250	0.10	ENSENADA CHANNEL	CULEBRA	CRITICAL FINDING					
2244	OFF PR 902	0.2	CAPELES CREEK	SAN LORENZO	PERMANENT					
2275	PR-26	3.80	TAPIA & DEGETAU STREET	SAN JUAN	PERMANENT					
2276	PR-26	4.30	PROVIDENCIA STREET	SAN JUAN	PERMANENT					
2294	PR 5556	0.50	CUYON RIVER	COAMO	CRITICAL FINDING					
2315	PR 53	66.50	GRANDE DE PATILLAS RIVER	PATILLAS	PERMANENT	AC-005382		\$11,608,609.00		
2385	PR-53 SOUTHBOUND	33.40	DIRT ROAD	HUMACAO	PERMANENT	AC-800591				
2386	PR-53 NORTHBOUND	33.40	DIRT ROAD	HUMACAO	PERMANENT	AC-800591				
2389	PR-53 SOUTHBOUND	30.00	PR-925	HUMACAO	PERMANENT	AC-800591				
2390	PR-53 NORTHBOUND	30.00	PR-925	HUMACAO	PERMANENT	AC-800591				
2402	PR-53 SOUTHBOUND	35.90	CHANNEL	HUMACAO	PERMANENT	AC-800591				
2403	PR-53 NORTHBOUND	35.90	CHANNEL	HUMACAO	PERMANENT	AC-800591				
2456	OFF PR 111	0.48	CULEBRINAS RIVER	SAN SEBASTIÁN	PERMANENT					
2458	PR-26	9.00	AVE. LOS ANGELES	CAROLINA	PERMANENT	AC-026118	\$5,842,022.00			
2464	OFF PR 747 AT K0.2	0.10	TRINIDAD CREEK	GUAYAMA	CRITICAL FINDING					
2472	PR 2	197.30	BERRENCHIN CREEK	YAUCO	PERMANENT	AC-800595				
2482	OFF PR-335	0.90	YAUCO RIVER	YAUCO	PERMANENT					
2499	OFF PR-156	0.10	NARAJOS CREEK	AGUAS BUENAS	PERMANENT	AC-800594				
2500	PR-165R	0.10	LA PLATA RIVER	DORADO	PERMANENT	AC-800596				
2506	LOCAL ROAD	0.2	CANAS RIVER	AGUADA	PERMANENT					

Appendix A

BRIDGE PROJECTS - CONSTRUCTION							2022			
							Bridge (Main) [Y110]		Off-System Bridges [Y120]	
							ZP-10/20	ZP-10/20		
							Bridge Rehabilitation and Replacement	Bridge Preservation	Bridge Rehabilitation and Replacement	Bridge Preservation
Bridge ID	Road	Km	Feature Intersected	Municipality	Project Type	Project Number	CONSTRUCTION	CONSTRUCTION	CONSTRUCTION	CONSTRUCTION
2588	OFF PR 184	0.10	GRANDE DE PATILLAS RIVER	PATILLAS	CRITICAL FINDING					
2593	PR 28	6.20	PR 2	GUAYNABO	CRITICAL FINDING					
2627	OFF PR 788	0.10	UNKNOWN CREEK	SAN LORENZO	CRITICAL FINDING				\$500,000.00	
2633	OFF PR-750@KM0.4	0.04	WATERWAY	MAUNABO	PERMANENT	AC-800591				
2637	RAMP PR-25 TO PR-1	7.70	PR-35	SAN JUAN	PERMANENT	AC-800596		\$1,000,000.00		
2640	PR-1	7.40	SAGRADO CORAZON ST.	SAN JUAN	PERMANENT	AC-800596		\$1,000,000.00		
2651	PR-34	1.20	PR-52	CAGUAS	PERMANENT	AC-800594				
2678	OFF PR-361 AT 4.4	0.80	CAIN RIVER	SAN GERMAN	PERMANENT	AC-800592				\$550,000.00
2735	PR-156	59.30	CAGUITAS RIVER	CAGUAS	PERMANENT	AC-800594				
2736	PR-7736	0.10	PLATA CREEK	CAYEY	CRITICAL FINDING					
2763	OFF PR 332 @ K0.97	0.60	LOCO RIVER	GUANICA	CRITICAL FINDING				\$250,000.00	
2764	URBAN LOCAL ROAD	0.15	CAGUITAS RIVER	CAGUAS	PERMANENT	AC-800594				
2793	PR-25	3.40	SAN ANTONIO CHANNEL	SAN JUAN	PERMANENT	AC-800596				
2877	PR-2	162.85	PR-319	HORMIGUEROS	PERMANENT	AC-800592	\$5,616,646.00			
2899	PR-2	173.65	HOSP CONCEPCION ACCESS	SAN GERMAN	PERMANENT	AC-800592				
2944	Off PR-511 At 12.7	12.70	INABON RIVER	PONCE	CRITICAL FINDING					
2962	PR-372	16.50	DUEY RIVER	YAUCO	PERMANENT	AC-800595				
3051	Off PR-149 KM. 42.3	0.04	CREEK	OROCOVIS	CRITICAL FINDING					
			TOTAL CONSTRUCTION				\$29,289,445.00	\$14,541,700.00	\$6,800,000.00	\$550,000.00
			TOTAL ROW				\$2,568,855.00	\$0.00	\$0.00	\$0.00
			TOTAL DESIGN				\$0.00	\$0.00	\$0.00	\$0.00
			TOTAL DES + ROW + CONST				\$31,858,300.00	\$14,541,700.00	\$6,800,000.00	\$550,000.00

Appendix A

BRIDGE PROJECTS - CONSTRUCTION							2022			
							Bridge (Main) [Y110]		Off-System Bridges [Y120]	
							ZP-10/20	ZP-10/20		
							Bridge Rehabilitation and Replacement	Bridge Preservation	Bridge Rehabilitation and Replacement	Bridge Preservation
Bridge ID	Road	Km	Feature Intersected	Municipality	Project Type	Project Number	CONSTRUCTION	CONSTRUCTION	CONSTRUCTION	CONSTRUCTION
			FUND TOTALS (RR + PRES)				\$46,400,000.00		\$7,350,000.00	
			FY TOTALS (MAIN AND OFF-SYSTEM BRIDGES)				\$53,750,000.00			

Projects may move between fiscal years based on PS&E readiness and budget availability.

FHWA-44

SAFETY PROJECTS

2022		
DESCRIPTION	MUNICIPALITY	COST ESTIMATE
Safety Improvements at PR-101 from Km 10 to Km 20	Lajas - Cabo Rojo	\$ 4,465,894
Highway Safety Improvements of PR-101 from km. 0 to km 10	San German and Lajas	\$ 3,510,977
Safety Improvements at PR-165 from Km 30 to Km 38	Toa Baja-Cataño - Guaynabo	\$ 7,100,000
Safety Improvements at PR-420 from Km 0 to Km 9.4	Moca	\$ 2,800,000
Safety Improvements at PR-782 from Km 0 to Km 10	Cidra	\$ 3,000,000
PROGRAMA SEGURO	Metro	\$ 5,160,000
Safety Improvements PR-2 Km 214.5 to km 216.5.	Peñuelas	\$ 100,000
Safety Improvements at PR-165 from Km 13.6 to Km 30	Toa Baja	\$ 10,707,704
Development, Implementation and Evaluation of the Puerto Rico Strategic Highway Safety Plan	Islandwide	\$ 888,129
TOTAL		\$37,732,704

*Projects may move between fiscal years based on PS readiness and budget availability.

PAVEMENT PROJECTS		
2022		
DESCRIPTION	MUNICIPALITY	COST ESTIMATE
Pavement Reconstruction of PR-30 from Km 25 to Km 28, Humacao (Pavement)	Humacao	\$ 20,000,000.00
Pavement Reconstruction at PR-1 from Km 15 to Km 21, San Juan, PR (Pavement)	San Juan	\$ 12,900,000.00
Pavement Rehabilitation at PR-1 km 32.5 - km. 34	Caguas	\$ 3,000,000.00
Pavement Reconstruction at PR-3 from Km 42.5 to Km 47.6, Luquillo, PR (Pavement Set Aside)	Luquillo	\$ 16,578,701.00
Pavement Reconstruction at PR-2 from Km 145 to Km 152, Añasco/Mayaguez (Pavement Set Aside)	Anasco/Mayaguez	\$ 12,998,063.00
Pavement Reconstruction of PR-52 from km 0 to km 14, San Juan/Caguas (Southbound) (Pavement Set Aside)	San Juan/Caguas	\$ 17,504,375.00
FY22 Allocation	Islandwide	\$ 72,781,139.00
CRRSAA Allocation	Islandwide	\$ 13,200,000.00
FY23 Advance Construction	Islandwide	\$ 14,559,637.90
TOTAL		\$ 100,540,506.90

*Projects may move between fiscal years based on PS readiness and budget availability.

Appendix D

ITS Projects

2022	
DESCRIPTION	COST ESTIMATE
TSM&O Program Management and Support (Management, Documentation, Design, Support, etc.)	\$ 600,000.00
Operational Activities	\$ 3,097,000.00
ITS Device Preservation and Repair	\$ 2,670,000.00
ITS Device Deployment (Construction)	\$ 483,000.00
Total	\$ 6,850,000.00

*Projects may move between fiscal years based on PS readiness and budget availability.

Proposed Transportation Projects* CDBG-MIT		
Project Description	Municipality	Total Requested Amount
Loiza Bypass from PR-188 to PR-187	Loiza	\$ 23,325,000.00
Conector Arecibo PR-681	Arecibo	42,000,000.00
PR-158 Connector, from PR-52 to PR-1 - Phase 1	Cayey	\$ 18,300,000.00
PR-158 Connector, from PR-52 to PR-1 - Phase 2	Cayey	\$ 21,500,000.00
Isabela Connector from PR-472 to PR-112	Isabela	\$ 12,350,000.00
Barranquita South Bypass from PR-156 to PR-759	Barranquitas	\$ 17,500,000.00
Villalba Bypass from PR-151 to PR-150	Villalba	\$ 31,000,000.00
Higuillar Avenue form Efron Avenue / PR-696 to PR-694 / PR-22	Dorado	\$ 4,700,000.00
Widening of PR-545 newar PR-52 to PR-14	Coamo	\$ 6,500,000.00
San Lorenzo Bypass, from PR-183 / PR-181 to PR-745	San Lorenzo	\$ 64,000,000.00
Aguas Buenas North Bypass, from PR-156 East to PR-156 West - Phase 1	Aguas Buenas	\$ 41,750,000.00
Aguas Buenas North Bypass, from PR-156 East to PR-156 West - Phase 2	Aguas Buenas	\$ 47,600,000.00
PR-122 Lajas-San German Connector, from PR-321 to PR-166	Lajas - San German	\$ 19,900,000.00
PR-18N to PR-21E Ramp and Medical Center Connector	San Juan	\$ 25,250,000.00
Cidra Connector, from Industrial Avenue to PR-184 - Phase 1	Cidra	\$ 32,300,000.00
Cidra Connector, from Industrial Avenue to PR-184 - Phase 2	Cidra	\$ 42,100,000.00
Cidra Connector, from Industrial Avenue to PR-184 - Phase 3	Cidra	\$ 47,000,000.00
Relocation of PR-111 from PR-111/PR-451 to PR-111/PR-111R	San Sebastian - Lares	\$ 52,300,000.00
Access Improvements to Aguadilla Airport, from PR-110 to PR-107, Includes Burns Street Connector	Aguadilla	\$ 30,300,000.00
Widening of PR-845 from PR-844 to PR-199, San Juan-Trujillo Alto	San Juan - Trujillo Alto	\$ 30,000,000.00
PR-10 - Phase 1	Adjuntas-Utuado	\$ 48,000,000.00
PR-10 - Phase 2	Adjuntas-Utuado	\$ 48,400,000.00
PR-10 - Phase 3	Adjuntas-Utuado	\$ 58,400,000.00
PR-10 - Phase 4	Adjuntas-Utuado	\$ 41,000,000.00
Extension PR-5, from PR-199 to PR-167	Bayamon	\$ 150,000,000.00
Expressway Conversion of PR-2	Ponce - Mayaguez	\$ 35,000,000.00
Extension PR-22 from PR-22/PR-2 to PR-2/PR-111	Hatillo - Aguadilla	\$ 1,183,000,000.00
Geometric Improvements at Intersections	Bayamon	\$ 8,000,000.00
Peñuelas Bypass	Peñuelas	\$ 11,500,000.00
Total Requested Amount		\$ 2,228,975,000.00

The above mentioned projects are subject to the availability of CDBG funds. Additional Funding is being requested under FY 2026.

**Highway Infrastructure Programs
Coronavirus Response and Relief Supplemental Appropriations Act 2021
(HIP-CRRSAA)**

The Coronavirus Response and Relief Supplemental Appropriations Act, 2021 enacted on December 27, 2020 appropriated **\$35,845,307** to the Puerto Rico Highway and Transportation Authority. The purpose of the HIP-CRRSAA is to provide funding to address coronavirus disease 2019 (COVID-19) impacts related to Highway Infrastructure Programs.

The following projects will utilize CRRSAA funds:

DESCRIPTION	MUNICIPALITY	COST ESTIMATE
Rehabilitation of Bridge No. 3000 Over La Plata River PR-5	Naranjito	\$ 19,280,307.00
Landslide - PR-411 km 9.9	Aguada	\$ 500,000.00
Landslide - PR-411 km 4.90 - 5.00	Aguada	\$ 286,000.00
Landslide - PR-812 km 4.3	Bayamon	\$ 1,151,000.00
Landslide PR-816 km 4.5	Bayamon	\$ 445,000.00
Landslide PR-816 km 6.4	Bayamon	\$ 123,000.00
Landslide PR-951 km 1.3	Canovanas	\$ 283,000.00
Landslide PR-146 km 14.1	Ciales	\$ 107,000.00
Landslide PR-111 km. 66.2	Utuado	\$ 385,000.00
Landslide PR-111 km 59.45	Utuado	\$ 52,000.00
Landslide PR-140 km 23.55	Utuado	\$ 33,000.00
Additional Funds for Pavement Projects FY 22	Islandwide	\$ 13,200,000.00
TOTAL		\$ 35,845,307.00

Discretionary Grants

PRHTA will be submitting applications to compete for Discretionary funding:

Description	Municipality	Cost Estimate	
Intersection La Vita	Mayaguez	\$	150,000,000
Higuilar Avenue form Efron Avenue / PR-696 to PR-694 / PR-22	Dorado	\$	60,000,000
DTL Phases IV and V	San Juan / Trujillo Alto / Caguas	\$	60,000,000
Intersection PR-1 & PR-52	Ponce	\$	35,000,000
Intersection PR-165 & PR-28	Guaynabo	\$	30,000,000
Intersection PR-22 & PR-18	San Juan	\$	45,000,000
Intersection PR-18 & PR-17	San Juan	\$	55,000,000
Intersection PR-177 & Ave. Parana	San Juan	\$	15,000,000
Geometric Improvements PR-199	San Juan	\$	5,000,000
Total		\$	455,000,000

Fiscal performance after measures

In \$ thousands	FY2022	FY2023	FY2024	FY2025	FY2026	FY2027	FY2028
Toll fares	153,520	176,270	188,544	193,046	197,890	213,892	222,360
Gasoline Tax	137,543	173,337	172,093	172,848	174,012	176,616	178,171
Diesel Tax	16,914	21,184	21,184	21,184	21,184	21,184	21,184
Petroleum Products Tax	214,853	198,406	198,406	198,406	198,406	198,406	198,406
Cigarettes taxes	19,992	19,992	19,992	19,992	19,992	19,992	19,992
Motor Vehicle License Fees	30,872	30,397	30,179	30,312	30,516	30,972	31,245
Act 30 - Licenses Fees Transferred to Act	103,606	102,013	101,281	101,726	102,410	103,943	104,858
Other	35,505	17,926	17,926	17,926	17,926	17,926	17,926
Transit Revenues	4,973	7,362	9,752	11,963	14,180	14,392	14,605
Electronic Toll Fines	36,432	43,110	42,582	43,794	44,382	44,543	44,802
Other income	10,270	10,441	10,981	10,895	8,614	8,988	9,276
Operating FTA funds	20,000	20,000	20,000	20,000	20,000	20,000	20,000
Operating Revenue (excluding Clawbacks)	225,195	257,183	271,860	279,697	285,066	301,814	311,043
Operating Revenue	784,480	820,436	832,919	842,089	849,511	870,852	882,823
FHWA Funds	149,043	268,945	249,269	263,791	229,057	212,027	169,603
Discretionary Federal Funds Main	-	-	-	-	-	-	-
CW CapEx Appropriation Other	53,020	53,761	54,370	55,027	55,797	56,600	57,417
CW State Funds Federal	90,000	-	-	-	-	-	-
Emergency Revenues Local	52,899	71,432	66,771	30,443	22,231	-	-
Emergency Revenues CapEx FTA funds	-	-	-	-	-	-	-
	53,106	39,353	20,640	17,100	43,362	17,646	17,924
Capital Contribution - Federal Capital	202,149	308,298	269,909	280,891	272,419	229,673	187,528
Contribution - State Capital	143,020	53,761	54,370	55,027	55,797	56,600	57,417
Contribution - Emergency Capital	52,899	71,432	66,771	30,443	22,231	-	-
Contribution	398,068	433,491	391,050	366,361	350,447	286,273	244,945
Total Revenues (excluding Clawbacks) Total	623,263	690,674	662,909	646,058	635,513	588,087	555,987
Revenues	1,182,548	1,253,928	1,223,969	1,208,450	1,199,958	1,157,125	1,127,768
Right of Way	-3,467	-4,013	-4,013	-4,013	-4,013	-4,076	-4,139
Local Construction	-9,500	-9,500	-9,500	-9,500	-9,500	-9,647	-9,796
Federal Hard Costs	-124,291	-233,947	-229,314	-244,575	-210,375	-193,056	-150,339
Non-Federal Hard Costs	-38,375	-45,107	-50,454	-64,617	-90,501	-93,642	-138,210
Federal Soft Costs	-24,752	-34,998	-19,955	-19,216	-18,682	-18,971	-19,264
Non-Federal Soft Costs	-30,343	-34,856	-39,276	-40,997	-41,107	-40,852	-41,438
Discretionary Federal Hard Costs	-	-	-	-	-	-	-
Discretionary Federal Soft Costs Federal	-	-	-	-	-	-	-
Emergency Repair Program Local Emergency	-35,292	-71,432	-66,771	-30,443	-22,231	-	-
Repair Program	-1,204	-9,359	-9,619	-4,161	-3,846	-	-
Toll Optimization CIP	-19,827	-34,588	-30,979	-	-	-	-
Transit CIP	-53,506	-39,753	-21,040	-17,500	-43,762	-18,046	-18,324
Construction salaries and related benefits	-29,152	-24,145	-23,170	-23,166	-23,485	-23,816	-24,150
Other construction program expenses	-1,533	-1,575	-1,602	-1,627	-1,652	-1,678	-1,704
Total capital expenses - Federal Total	-149,043	-268,945	-249,269	-263,791	-229,057	-212,027	-169,603
capital expenses - State & Local Total	-101,512	-128,065	-134,223	-119,128	-145,121	-148,217	-193,583
capital expenses - Transit Total capital	-53,506	-39,753	-21,040	-17,500	-43,762	-18,046	-18,324
expenses - Emergency Total capital	-36,497	-80,791	-76,390	-34,604	-26,077	-	-
expenses	-371,243	-543,274	-505,693	-459,816	-469,155	-403,783	-407,363
Pension costs	-35,759	-35,724	-35,673	-35,553	-35,437	-35,127	-34,520
Litigation Reserve	-4,000	-4,000	-4,000	-1,500	-1,522	-1,545	-1,568
Right of Way Payments	-7,905	-8,316	-10,101	-10,274	-9,564	-6,312	-3,156
Non-construction salaries and related benefits Toll	-22,903	-19,310	-17,962	-17,147	-16,808	-16,518	-16,418
highways administration and maintenance Train	-46,171	-47,215	-44,501	-44,321	-44,604	-45,910	-46,579
operating and maintenance costs Integrated	-70,642	-70,271	-67,278	-80,462	-70,865	-70,998	-71,824
transportation system	-12,156	-9,812	-9,989	-10,148	-10,306	-10,461	-10,619
Other operating expenses	-43,143	-33,838	-29,654	-20,985	-21,321	-24,942	-23,887
Total operating expenses	-242,677	-228,486	-219,157	-220,391	-210,427	-211,813	-208,570
Total expenses	-613,920	-771,760	-724,851	-680,207	-679,581	-615,597	-615,934
Total Surplus After Measures, but before CW Transfer & Clawback Removal	170,560	48,676	108,068	161,882	169,929	255,256	266,890
Clawbacks Removed	-523,779	-545,328	-543,134	-544,467	-546,520	-551,112	-553,855
Total Surplus After Measures & Clawback Removal, but before CW Transfer	9,343	-81,086	-61,941	-34,150	-44,069	-27,509	-59,947
Transfer from Government of PR	-	178,777	138,109	135,724	147,699	143,731	142,960
Total Surplus After Measures, Clawback Removal & CW Transfer	9,343	97,691	76,168	101,574	103,630	83,013	

OPERATING SURPLUS	-17,482	28,696	52,702	59,306	74,639	90,001	102,472
CAPITAL SURPLUS	26,825	-109,782	-114,644	-93,456	-118,707	-117,510	-162,419
cw transfer	-	178,777	138,109	135,724	147,699	143,731	142,960