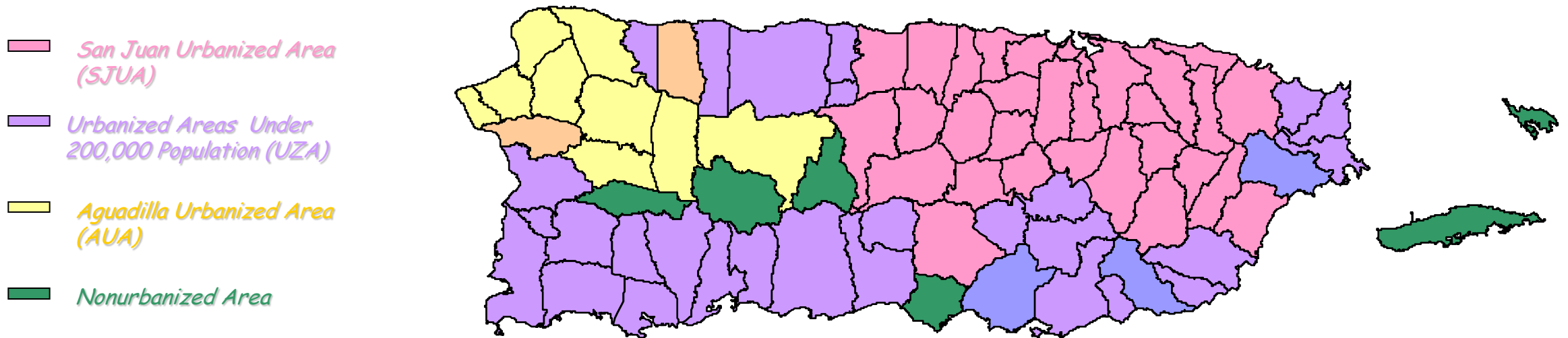




Government of Puerto Rico
Puerto Rico Department of Transportation and Public Works
Puerto Rico Highway and Transportation Authority



Statewide Transportation Improvement Program (STIP)
Fiscal Year 2019-2022

July 1, 2021

Amendment #2





Government of Puerto Rico
Puerto Rico Department of Transportation and Public Works
Puerto Rico Highway and Transportation Authority

Statewide Transportation Improvement Program (STIP)

Fiscal Years 2019-2022

The preparation of this document was financed in part through a grant from the U.S. Department of Transportation, Federal Transit Administration, and Federal Highway Administration under Chapter 53 of 49 U.S.C. and 23 U.S.C.



INTRODUCTION

The Puerto Rico Department of Transportation and Public Works (PRDTPW), as the umbrella agency for transportation, and the Puerto Rico Highways and Transportation Authority (PRHTA) prepare this Statewide Transportation Improvement Program (STIP), which includes the proposed distribution, by projects, of the federal funds assigned to Puerto Rico for the fiscal years of 2019 to 2022, through programs of the Federal Highway Administration (FHWA) and the Federal Transit Administration (FTA), to which it is presented for joint approval.

This STIP includes transit and highway projects for both urbanized and non-urbanized (rural) areas, thus covering all of Puerto Rico. Programmed projects result from a planning process that is in accordance with 23 USC 420 and 511, 49 USC and all other relevant federal or Commonwealth legislation. The portion of the STIP corresponding to the metropolitan and urbanized areas was developed in cooperation with the Metropolitan Planning Organization (MPO). The members of the MPO include representatives from municipal governments (Mayors) and State involved in transportation issues as well as operators of Mass Transportation Systems and State-Level Planning Agencies. The MPO's were provided with estimates of available Federal funds which can be utilized in developing the Transportation Improvement Programs (TIP). The TIP's were included without modification in the STIP, once approved by the MPO.

The PRDTPW provides for public involvement in development of this STIP. As part of the public participation process and complying with the federal regulations, the PRDTPW also considers petitions of projects from the municipalities, agencies and the general public.

The STIP includes:

- 1- A list of priorities transportation projects proposed to be carried out in the first 4 years.
- 2- Cover a period of not less than 4 years.
- 3- Contain only projects consistent with the statewide plan.

Is financially constrained by year and include financial information to demonstrate which projects are to be implemented.

This document includes the priority list of proposed projects that are to be undertaken by year, consistent with the transportation plan and are financially constrained. Projects included in the Annual Element can be implemented using the allocation of funds for Fiscal Year 2021 and carryover funds.

General transportation priorities are defined as follows:

- 1- Regional projects, projects which involve several municipalities
- 2- Public transportation projects of high impact and investment
- 3- Carryover projects
- 4- Continuity projects
- 5- Construction of transportation facilities
- 6- Improvements of existing transportation facilities
- 7- Construction of shelters/stop for transportation services
- 8- Acquisition of transit and paratransit vehicles to start, maintain or expand local and regional services
- 9- Preventive maintenance cost for transit vehicles
- 10- Operational assistant to paratransit services
- 11- Construction of facilities for maintenance garage for transit vehicles
- 12- Transit enhancement
- 13- Transit security and transit safety projects
- 14- Transportation projects for elderly and handicapped
- 15- Capital and operating expenses that support new public transportation services and alternatives beyond those required by the Americans with Disabilities Act of 1990 (ADA)
- 16- Capital, planning, and operating expenses that support the development and maintenance of transportation services designed to transport low-income individuals to and from jobs and activities related to their employment and to support reverse commute projects.
- 17- State of Good Repair Program
- 18- Bus and Bus Facilities Program

Through an established process as describe in the State Management Plan (SMP), the Public Involvement Plan (PIP) and the MPO Internal Regulations, see (<http://act.dtop.pr.gov/index.php/coordinacion-federal/>), the State solicits and identifies projects from Urbanized and Non-Urbanized, to be include in TIP/STIP Programs.

The STIP is presented in self-explanatory tables with projects organized by priority by mode of transportation and type of Highways projects. This document is divided in two mayor components, the mass transportation projects, carryout with FTA funds and the highways projects, carryout with FHWA funds. Both components are divided by Urbanized and Non–Urbanized projects. The mass transportation projects are identifying by the different FTA programs, being the carryover projects the first listed on each Program.

The Annual Element is presented as part of the Four Year Program.

Since the beginning of the requirement that MPO’s be constituted and because of the wide powers and resources that the PRDTPW has in our relatively small Island, this Agency was designated as the operational and technical staff of the MPO for all the urbanized areas in Puerto Rico.

To assure a forum for cooperative decision-making in the planning process, this MPO makes policy and programming decisions through three Policy Committees.

The first Policy Board Committee is for the San Juan Urbanized Area (SJUA), defined by the 2010 Census as falling in the funding category of areas with over one million inhabitants and comprising the following thirty-eight (38) municipalities:

Comprising Municipalities – San Juan Urbanized Area (SJUA)			
Aguas Buenas	Cidra	Loíza	San Juan
Aibonito	Coamo	Manatí	San Lorenzo
Barranquitas	Comerio	Maunabo	Toa Baja
Bayamón	Corozal	Morovis	Toa Alta
Caguas	Dorado	Naguabo	Trujillo Alto
Canóvanas	Guaynabo	Naranjito	Vega Alta
Carolina	Gurabo	Orocovis	Vega Baja
Cataño	Humacao	Patillas	Yabucoa
Cayey	Juncos	Río Grande	
Ciales	Las Piedras	Salinas	

The second Policy Board Committee is for Urbanized Area of Aguadilla (AUA), which falls in the funding category of areas with over 200,000 and less than one million inhabitants. It is defined as comprising the following eleven (11) municipalities:

Comprising Municipalities – Aguadilla Urbanized Area (AUA)			
Aguada	Camuy	Las Marías	Rincón
Aguadilla	Isabela	Moca	Utuaado
Añasco	Lares	San Sebastián	

The third Policy Board Committee is for Urbanized Areas Under 200,000 Population (UZA), which falls in the funding category of areas with under 200,000 and over than 50,000 in population. It is defined as comprising the following twenty-nine (29) municipalities:

Urbanized Area	Comprising Municipalities – UZA
Arecibo	Arecibo, Camuy, Hatillo, Quebradillas
Fajardo	Ceiba, Fajardo, Luquillo, Naguabo
Florida-Imbéry-Barceloneta	Arecibo, Barceloneta, Florida, Manatí
Guayama	Arroyo, Guayama, Patillas, Salinas
Juana Díaz	Juana Díaz, Villalba
Mayagüez	Añasco, Hormigueros, Mayagüez
Ponce	Ponce
San Germán – Cabo Rojo	Cabo Rojo, Lajas, Sabana Grande, San Germán
Yauco	Guánica, Guayanilla, Peñuelas, Yauco

The Policy Board Committee also includes representatives from the following agencies involved with the transportation issues:

- ☐ Voting Members:
 - i. The Secretary of the Puerto Rico Department of Transportation and Public Works (PRDTPW)
 - ii. The Executive Director of the Puerto Rico Highways and Transportation Authority (PRHTA)
 - iii. The Executive Director of the Puerto Rico Integrated Transit Authority (PRITA)

- iv. The Executive Director of the Maritime Transportation Authority (MTA)
- v. The President and General Manager of the Metropolitan Bus Authority (MBA)
- vi. The Executive Director of the Port Authority (PA)
- vii. The Chairman of the Planning Board (PB)
- viii. The President of the Public Services Commission (PSC)
- ix. The Executive Director of the Permissions Management Office (PMO)
- x. The President of the Environmental Quality Board (EQB)
- xi. The Secretary of the Department of Environmental and Natural Resources (DENR)
- xii. Puerto Rico Tourism Company (PRTC)
- xiii. Puerto Rico Emergency Management Agency (PREMA)

2. Non-voting Members:

- i. The Division Administrator, Region I of the Federal Highway Administration (FHWA)
- ii. The Regional Administrator, Region IV of the Federal Transit Administration (FTA)

As a result of the 2010 Census, the urbanized area boundaries in Puerto Rico were not significantly change, with some previously defined urban areas being subdivided while others were consolidated and expanded and new ones were designated. The results of these changes is that only 6 municipalities, out of the 78 that comprise the Commonwealth, do not have within their geographical boundaries any part of the eleven (11) urbanized or metropolitan areas currently designated for Puerto Rico, and therefore do not participate in the technical and policy committees of the MPO. These Six (6) non-urbanized municipalities are:

Comprising Municipalities	
Adjuntas	Maricao
Culebra	Santa Isabel
Jayuya	Vieques

Recognizing that these rural or non-urbanized municipalities have the right to participate in the ongoing process of developing a new Statewide Transportation Plan (STP), and in order to follow a logical planning process for Puerto Rico’s transportation system, the PRDTPW/PRHTA develop the STP and the Urbanized Areas’ Long Range Transportation Plans (LRTP’s) within a regionalization scheme that incorporates the six non-urbanized municipalities within regional transportation plans.

PROJECT EVALUATIONS

The following criteria were utilize to evaluated the petitions received to be consider in the programming for FY 2019-2022 TIPs/STIP:

- Compliance with FAST Act planning factors; and
- Consistency with Long Range Transportation Plan.

The PRHTA Central Planning and Coordination Work Group (CPCWG) with the San Juan, Aguadilla and UZA Technical Committee reviewed and submitted for consideration of the PRMPO the list of projects to be including in the TIPs/STIP.

FIXING AMERICA’S SURFACE TRANSPORTATION (FAST) ACT

Fixing America’s Surface Transportation (FAST) Act was signed by President Obama on December 4, 2015. The FAST Act maintains its focus on safety, keeps intact the established structure of the various highway-related programs we manage, continues efforts to streamline project delivery and, for the first time, provides a dedicated source of federal dollars for freight projects. FAST Act is the federal authorization for federal highway and transit programs. FAST Act creates a streamlined, performance-based, and multimodal program to address the many challenges facing the U.S. transportation system. FAST Act builds on and refines many of the highway, transit, bike, and pedestrian programs and policies established in 1991.

FEDERAL HIGHWAY ADMINISTRATION (FHWA)

The FAST Act largely maintains current program structures and funding shares between highways and transit. It is a down-payment for building a 21st century transportation system. The law also makes changes and reforms to many Federal transportation

programs, including streamlining the approval processes for new transportation projects, providing new safety tools, and establishing new programs to advance critical freight projects.

Below is a more detailed summary of some FAST Act provisions.

PROJECT DELIVERY: DOT has been a leader in reducing the bureaucratic red tape that can stall and delay critical transportation projects from moving forward. The FAST Act adopted a number of Administration proposals to further speed the permitting processes while still protecting environmental and historic treasures and also codifying the online system to track projects and interagency coordination processes.

FREIGHT: The FAST Act would establish both formula and discretionary grant programs to fund critical transportation projects that would benefit freight movements. These programs are similar to what the Administration proposed and will for the first time provide a dedicated source of Federal funding for freight projects, including multimodal projects. The Act emphasizes the importance of Federal coordination to focus local governments on the needs of freight transportation providers.

INNOVATIVE FINANCE BUREAU: The FAST Act establishes a new National Surface Transportation and Innovative Finance Bureau within the Department to serve as a one-stop shop for state and local governments to receive federal funding, financing or technical assistance. This builds on the work of the Department’s Build America Transportation Investment Center and provides additional tools to improve coordination across the Department to promote innovative finance mechanisms. The Bureau is also tasked with responsibility to drive efficiency in the permitting process, consistent with our request to establish a dedicated permitting office.

TIFIA: The TIFIA Loan program provides important financing options for large projects and public-private partnerships. The FAST Act includes organizational changes that will provide an opportunity for important structural improvements with the potential to accelerate the delivery of innovative finance projects. However, FAST’s cut to the TIFIA program could constrain growth in this area over the course of the bill.

SAFETY: The FAST Act includes authority sought by the Administration to prohibit rental car companies from knowingly renting vehicles that are subject to safety recalls. It also increased maximum fines against non-compliant auto manufactures from \$35 million to \$105 million. The law also will help bolster the Department’s safety oversight of transit agencies and also streamlines the Federal truck and bus safety grant programs, giving more flexibility to States to improve safety in these areas. However, we know the bill also took a number of steps backwards in terms of the Department’s ability to share data with the public and on the Department’s ability to exercise aggressive oversight over our regulated industries.

TRANSIT: The FAST Act includes a number of positive provisions, including reinstating the popular bus discretionary grant program and strengthening the Buy America requirements that promote domestic manufacturing through vehicle and track purchases.

LADDERS OF OPPORTUNITY: The Act includes a number of items that strengthen workforce training and improve regional planning. These include allocating slightly more formula funds to local decision makers and providing planners with additional design flexibilities. Notably, FAST makes Transit Oriented Development (TOD) expenses eligible for funding under highway and rail credit programs. TOD promotes dense commercial and residential development near transit hubs in an effort to shore up transit ridership and promote walkable, sustainable land use.

FAST Act re-establishes the Puerto Rico Highway Program (PRHP) in 23 U.S. C. 165(b). This is an allocated program under the Territorial and Puerto Rico Highway Program to carry out under provisions of Chapter 1 Title 23 of the U. S. Code. Puerto Rico is treated as a State except for provisions related to apportionment or as otherwise provided. The funds must be for activities under National Highway Performance Program (50%), Highway Safety Improvement Program (25%) and any activities under Chapter 1 of Title 23(25%).

FEDERAL TRANSIT ADMINISTRATION (FTA)

MAP-21 transit program provisions further several important goals, including safety, state of good repair, performance, and program efficiency. MAP-21 gives the Federal

Transit Administration (FTA) significant new authority to strengthen the safety of public transportation systems throughout the United States. The Act also puts new emphasis on restoring and replacing our aging public transportation infrastructure by establishing a new needs-based formula program and new asset management requirements. In addition, it establishes performance-based planning requirements that align Federal funding with key goals and tracks progress towards these goals.

Finally, MAP-21 improves the efficiency of administering grant programs by consolidating several programs and streamlining the major capital investment grant program known as “New Starts.” All these changes continue within the FAST Act.

NEW PROGRAMS

Safety

MAP-21 grants FTA the authority to establish and enforce a new comprehensive framework to oversee the safety of public transportation throughout the United States. FTA will develop safety performance criteria for all modes of public transportation (rail, bus, etc.). The new law requires all recipients of FTA funding to develop agency safety plans that include performance targets, strategies, and staff training. For rural recipients, the plan may be drafted by the State. For small urban systems, FTA must issue a rule designating which small urban systems may have their safety plans drafted by the State. These measures and targets must be incorporated into metropolitan and statewide transportation plans and transportation improvement programs. MAP-21 also grants FTA enforcement authority and permits FTA to issue directives, require more frequent oversight of transit systems, impose more frequent reporting requirements, and require that formula grant funds be spent to correct safety deficiencies before funds are spent on other projects.

TRANSIT ASSET MANAGEMENT

Transit Asset Management (FTA)

In 2016, the Federal Transit Administration (FTA), established a requirement for all public transportation providers that receive federal transit assistance to develop a TAM. According to 49 CFR Section 625.5, transit asset management is: “the strategic and systematic practice of procuring, operating, inspecting, maintaining, rehabilitating, and replacing transit capital assets to manage their performance, risks, and costs over their life cycles, for the purpose of providing safe, cost-effective, and reliable public transportation”.

The Final Rule for the TAM requires transit providers to collect and use asset condition data, set targets, and develop strategies to prioritize investments to meet their goals. Following the principles of Performance-Based Planning for management of transit assets,systems and networks must be part of the planning and management process for the PRHTA. Whenever a TIP/STIP update or amendment, updated targets will be included .The projects included in the amendedSTIP will be in accordance to achieving the targets.

The Performance Measures and Targets for the TAM are divided into four categories of transit assets: rolling stock, facilities, infrastructure and equipment. As part of the Final Rule for the TAM, PRHTA established performance targets for these performance measures:

PRHTA Group Plan					
Type of vehicle	Fleet Size	Default ULB	FY18 Base	FY19 Base	FY20 Targets
Trolleybus (TB)	35	13	44%	44%	34%
Cutaway Bus (CU)	104	10	6%	6%	15%
Van (VN)	90	8	39%	27%	40%
Bus (BU)	309	14	10%	10%	17%
Minibus (MB)	73	10	27%	14%	10%
School Bus (SB)	1	14	0%	0%	0%
Automobile (AU)	25	8	0%	0%	0%
Minivan (MV)	0	8	0%	0%	0%
Articulated bus	8	14	0%	0%	0%
Asset-Equipment					
Automobiles (AO)	58	8	53%	53%	24%
Truck and other rubber vehicles	26	14	45%	45%	62%
Maritime Transport Authority					
Vessels	7	42	0%	0%	0%
ATI-TU					
Asset-Rolling Stock	Fleet Size	FTA Default ULB	FY18 Base	FY19 Base	FY20 Targets
Heavy Rail Passenger Car (HR)	74	31	0%	0%	0%
Asset-Equipment					
Automobile (AO)	32	8	28%	34%	0
Trucks and other rubber vehicles	14	14	64%	56%	30%
Asset-Facilities	Facilities	TERM Scale	FY18	FY19	FY20 Targets
Passenger/Parking	16	3	0%	0%	0%
Administrative/Maintenance	2	3	0%	0%	0%
Asset-Infrastructure	Track Segments	Performance Restriction	FY18 Base	FY19 Targets	
Rail Fixed Guideway	53	0.01 of a miles	1.65	5	5%

Statewide Transportation Improvement Program (STIP) Fiscal Years 2019-2022

TRANSPORTATION ASSET MANAGEMENT (FHWA)

The Federal Highway Administration (FHWA) issued a final rule requiring the development and implementation of a risk-based asset management plan for the National Highway System (NHS) to improve or preserve the condition of the assets and the performance of the system. The rule became effective in October 2, 2017. Asset management refers to a strategic and systematic process of operating, maintaining, and improving physical assets, with a focus on both engineering and economic analysis based upon quality information, to identify a structured sequence of maintenance, preservation, repair, rehabilitation, and replacement actions that will achieve and sustain a desired state of good repair over the life cycle of the assets at optimum cost (23 CFR Part 515 § 515.5).

Puerto Rico Transportation Asset Management (PRTAM) program was established in 2017 with the procurement of the PRTAM plan (PRTAMP). The PRTAMP focus on the NHS pavements, although Non-NHS pavements within the Highway Performance Monitoring System (HPMS) are also considered (see Table 1), and on the National Bridge Inventory (NBI) bridges (see Table 2). The PRTAMP aims to implement a strategic approach to planning, programming, engineering, financing, managing, maintaining, and operating physical assets with the objective of providing the required level of service in the most cost-effective manner. The Initial PRTAMP was delivered and certified in 2018. The Final TAMP is due June 30, 2019. The PRTAMP is developed in accordance with federal laws and regulations, such as Moving Ahead for Progress in the 21st Century Act (MAP-21) and Fixing America's Surface Transportation Act (FAST). The components of the PR-TAMP are:

- Objectives, Measures and Targets for Asset Condition
- Asset Inventory and Conditions
- Performance Gap Identification and Analysis
- Life Cycle Planning Considerations
- Risk Management Analysis
- Financial Plan
- Investment Strategies

Table 1: Pavement Inventory Summary

System	Manager	Length (Mi)	Lane Miles
INTERSTATE	PRHTA	233	1,034
	Metropistas	52	254
	Subtotal	285	1,288
NHS NON-INTERSTATE	PRHTA	496	1,737
	Metropistas	2	4
	Subtotal	498	1,741
NON-NHS	PRHTA	4,031	8,224
	Metropistas	0	0
	Subtotal	4,031	8,224
TOTAL	PRHTA	4,760	10,995
	Metropistas	53	258
	Total	4,813	11,253

Table 2: Bridge Inventory Summary

System	Manager	Amount	Deck Area (Sq. Mts.)
NHS	PRHTA	529	816,931
	Metropistas	89	301,276
	Autopistas de PR	0	0
	Subtotal	618	1,118,207
NON-NHS	PRHTA	1,698	1,002,120
	Metropistas	8	5,916
	Autopistas de PR	1	54,114
	Subtotal	1,707	1,062,150
TOTAL	PRHTA	2,227	1,819,051
	Metropistas	97	307,191
	Autopistas de PR	1	54,114
	Total	2,325	2,180,356

Statewide Transportation Improvement Program (STIP) Fiscal Years 2019-2022

Emergency Relief:

This new program (Section 5324) assists States and public transportation systems with emergency-related expenses. Emergencies are defined as natural disasters affecting a wide area or a catastrophic failure from an external cause for which the governor of a State has declared an emergency (and the Secretary of Transportation has concurred) or the President has declared a major disaster. The program funds capital projects to protect, repair, reconstruct, or replace equipment and facilities.

It also funds transit agency operating costs related to evacuation, rescue operations, temporary public transportation service, or changing public transportation route service before, during, or after an emergency in an area directly affected. The grants only cover expenses not reimbursed by the Federal Emergency Management Agency (FEMA). The program will provide immediate funding, similar to the FHWA emergency program. Funding will be appropriated by Congress as needed.

Transit-Oriented Development Planning Pilot

MAP-21 creates a new discretionary pilot program for transit-oriented development (TOD) planning grants. Eligible activities include comprehensive planning in corridors with new rail, bus rapid transit, or core capacity projects. The comprehensive plans should seek to enhance economic development, ridership, and other goals; facilitate multimodal connectivity and accessibility; increase access to transit hubs for pedestrian and bicycle traffic; enable mixed-use development; identify infrastructure needs associated with the project; and include private sector participation.

The following sections describe some of the various funding sources for FTA programs, which are including in this document:

- §5307 Urbanized Area Formula Grants
- §5310 Enhanced Mobility of Seniors and Individuals with Disabilities
- §5311 No-Urbanized Area Formula Grants
- §5337 State of Good Repair Grants
- §5339 Bus and Bus Facilities Grants

URBANIZED AREA FORMULA GRANTS (SECTION 5307)

The PRHTA is the designated recipient of funds apportioned to the Puerto Rico UZA. The funds are apportioned based on legislative formulas, with different formulas applying to UZAs with populations less than 200,000. The Puerto Rico UZA apportionment formula is based on population and population density statistics from the most recent decennial census.

This program provides grants to urbanized areas to support public transportation. Funding is distributed by formula based on the level of transit service provision, population, and other factors. The section 5307 provides federal funds for capital, planning, job access and reverse commute projects, and, in this case, operating assistance for public transportation in urbanized area with a population of less than 200,000. The program remains largely unchanged with a few exceptions:

Job access and reverse commute activities now eligible

Activities eligible under the former Job Access and Reverse Commute (JARC) program, which focused on providing services to low-income individuals to access jobs, are now eligible under the Urbanized Area Formula program. These include operating assistance with a 50 percent local match for job access and reverse commute activities. In addition, the urbanized area formula for distributing funds now includes the number of low-income individuals as a factor. There is no floor or ceiling on the amount of funds that can be spent on job access and reverse commute activities.

Expanded eligibility for operating expenses for systems with 100 or fewer buses

MAP-21 expands eligibility for using Urbanized Area Formula funds for operating expenses. Previously, only urbanized areas with populations below 200,000 were eligible to use Federal transit funds for FTA of funding for operating expenses. Under MAP-21, a special rule allows recipients in urbanized areas with populations of 200,000 or above and that operate 100 or fewer buses in fixed route service during peak hours, to receive a grant for operating assistance subject to a maximum amount per system as explained below:

- a. Public transportation systems that operate a minimum of 76 buses and a maximum of 100 buses in fixed route service during peak service hours may receive operating assistance in an amount not to exceed 50 percent of the share of the apportionment that is attributable to such systems within the urbanized area, as measured by vehicle revenue hours.
- b. Public transportation systems that operate 75 or fewer buses in fixed route service during peak service hours may receive operating assistance in an amount not to exceed 75 percent of the share of the apportionment that is attributable to such systems within the urbanized area, as measured by vehicle revenue hours.

Eligibility for Safety Certification Training

The section 5307 funds are permitted to use not more than 0.5 percent of their formula funds under the Urbanized Area Formula Program to pay not more than 80% of the cost of participation for an employee who is directly responsible for safety oversight to participate in public transportation safety certification training. Safety certification training program requirements will be established in accordance with section 5329.

ENHANCED MOBILITY OF SENIORS AND INDIVIDUALS WITH DISABILITIES PROGRAM (SECTION 5310)

This program provides formula funding to increase the mobility of seniors and persons with disabilities. Funds are apportioned based on the commonwealth share of the targeted populations and are now apportioned to the commonwealth for all areas fewer than 200,000 and large urbanized areas (over 200,000). The former New Freedom

program (5317) is folded into this program. The New Freedom program provided grants for services for individuals with disabilities that went above and beyond the requirements of the Americans with Disabilities Act (ADA). Activities eligible under New Freedom are now eligible under the Enhanced Mobility of Seniors and Individuals with Disabilities program.

Projects selected for funding must be included in a locally developed, coordinated public transit human services transportation plan; and the competitive selection process, which was required under the former New Freedom program, is now optional. At least 55 percent of program funds must be spent on the types of capital projects eligible under the former section 5310 -- public transportation projects planned, designed, and carried out to meet the special needs of seniors and individuals with disabilities when public transportation is insufficient, inappropriate, or unavailable. The remaining 45 percent may be used for: public transportation projects that exceed the requirements of the ADA; public transportation projects that improve access to fixed-route service and decrease reliance by individuals with disabilities on complementary paratransit; or, alternatives to public transportation that assist seniors and individuals with disabilities. Using these funds for operating expenses requires a 50 percent local match while using these funds for capital expenses (including acquisition of public transportation services) requires a 20 percent local match.

**STATE OF GOOD REPAIR GRANTS
(SECTION 5337)**

MAP-21 establishes a new grant program to maintain public transportation systems in a state of good repair. This program replaces the fixed Guideway modernization program (Section 5309).

Funding is limited to Fixed Guideway systems (including rail, bus rapid transit, and passenger ferries) and high intensity bus (high intensity bus refers to buses operating in high occupancy vehicle (HOV) lanes.) Projects are limited to replacement and rehabilitation, or capital projects required to maintain public transportation systems in a state of good repair. Projects must be included in a transit asset management plan to receive funding. The new formula comprises: (1) the former Fixed Guideway modernization formula; (2) a new service-based formula; and (3) a new formula for buses on HOV lanes.

BUS AND BUS FACILITIES FORMULA GRANTS (SECTION 5339)

A new formula grant program is established under Section 5339, replacing the previous Section 5309 discretionary Bus and Bus Facilities program. This program is a source of funding for the urbanized area, but replaces the previous discretionary program under which the transit system was able to obtain several large grants. The program provides funding to replace, rehabilitate, and purchase buses and related equipment as well as construct bus-related facilities.

LONG RANGE TRANSPORTATION PLAN CONSISTENCY

A primary consideration in the selection of projects is the consistency with the LRTP. The LRTP is a regional plan for surface transportation projects that are regional significance and address the projected surface transportation needs of Puerto Rico residents and visitors.

Using the LRTP as the starting point, major projects that were expected to be ready for implementation within the four-year TIP programming period, were considered by the UZA PRMPO members. The PRMPO members requested project listings also included surface transportation projects and highways projects that are proposed to be funded with federal funds.

REVISION TO THE TIP

The following administrative provisions have been established in order to ensure timely implementation and oversight of the TIPs/STIP for FTA and FHWA project. A revision refers to a change to the TIPs/STIP that occurs as needed. A minor revision is an “administrative modification,” while a major revision is an “amendment,” as described below:

ADMINISTRATIVE MODIFICATION

Administrative modifications are minor revisions to the TIPs/STIP. These types of revisions do not require solicitation of public comment or re-demonstration of financial constraint. However, the TIPs/STIP must remain financially constrained, and administrative modifications must not result in the addition or deletion of another

project, including the deferral of a project to a year that is outside of the four year TIPs/STIP. There are two types of administrative modifications, **pre-approved** and **expedited**:

Pre-Approved Administrative Modifications

To prevent TIPs/STIP procedures from becoming overly burdensome, Federal regulations allow procedures for administrative modifications to be commensurate with its perceived impact. Recognizing the need to streamline the process for these minor changes, pre-approved administrative modifications, are true as long as the following conditions apply:

- The administrative modifications do not affect financial constraint of the TIPs/STIP; and
- The administrative modification does not change the scope of the project or the environmental determination.

The following revisions could be considered as administrative modifications:

- a) The source of federal funds designated for a project may be revised to reflect a different funding program administered by the same U.S. DOT operating agency.
- b) Federal funding for a project may be changed to local funding.
- c) The amount programmed for a project phase may be revised to reflect changes in cost estimates. Additional funding may reflect up to 50% of the project estimated cost, without exceeding the annual allocation of federal funds.
- d) Additional federal funding, such as congressional earmarks or discretionary funds may be added to a project currently included in the TIPs/STIP.
- e) In order to expedite project selection for implementation and ensure timely TIPs/STIP implementation, projects may be advanced from their programmed year if they are “ready-to-go.”
- f) Projects may be deferred to a later year if they are not “ready-to-go” as originally programmed.
- g) A project phase may be deleted or deferred to a year that is outside of the four -year TIPs/STIP as long as another phase of the project remains in the TIPs/STIP and the project’s scope is not affected.

- h) Changes may be made to projects that are included in the TIPs/STIP for illustrative purposes.
- i) A project’s description may be revised or clarified as long as the project’s scope is not affected.

Earmarks and discretionary funds are pre-approved administrative modifications.

Expedited Administrative Modifications

Requests for expedited approval of administrative modifications are submitted directly to the PRMPO Policy Committee without solicitation of public comment. The administrative modification must not affect the financial constraint of the TIPs/STIP.

Expedited administrative modifications include the following:

- a) Changing from replacement buses to expansion buses (and versa).
- b) Changing the scope of a project to accommodate environmental impact mitigation measures.
- c) Changing the size of revenue rolling stock (e.g. vans, 30’ buses) if the changes results in a change in the total carrying capacity by **25 percent or less**.
- d) Changing the quantity for the acquisition for revenue rolling stock that **exceeds 25 percent or less** of the original quantity.

AMENDMENT

In the Metropolitan Transportation Planning Final Rule an Amendment “*means a revision to a long-range statewide or metropolitan transportation plan, TIPs, or STIP that involves a major change to a project included in a metropolitan transportation plan, TIPs, or STIP, including the addition or deletion of a project or a major change in project cost, project/project phase initiation dates, or a major change in design concept or design scope (e.g., changing project termini or the number of through traffic lanes). The changes to projects those are included only for illustrative purposes do not require an amendment. An amendment is a revision that requires public review and comment, re-demonstration of fiscal constraint, or a conformity determination (for metropolitan transportation plans and TIPs involving “non-exempt” projects in nonattainment and*

maintenance areas). In the context of a long-range statewide transportation plan, an amendment is a revision approved by the State in accordance with its public involvement process.”

If the amendment is required, it shall be processed through the PRMPO administrative processes with communication of the changes to the PRMPO policy board, PRDTPW and FHWA/FTA. An amendment requires public review and comment, re-demonstration of fiscal constraint, and a conformity determination in air quality non-attainment and maintenance areas, as needed.

Within the context of current planning rules amendment guidelines, can be further categorized as minor or major.

Major amendment includes the following actions:

- a) Adding a project to the TIPs/STIP.
- b) Deleting a project from the TIPs/STIP, including deferring a project to a year that is outside of the four-year TIPs/STIP.
- c) Significantly modifying the design concept or design scope of a programmed project (e.g., changing the project scope). For projects programmed with FTA funds, a change in a project’s scope is considered “major” if the change materially alters the objective or description of the project, or the size, type, or quantity of items. Examples include:
 - 1- Changing the size of revenue rolling stock (e.g. vans, 30’ buses) if the change results in a change in the total carrying capacity by **more than 25 percent**.
 - 2- Changing the quantity for revenue rolling stock that are **more than 25 percent (plus)** of the original quantity.
 - 3- Revising the amount programmed for a project phase if it increases the estimated total project cost by **more than 50 percent**.

A major amendment to the TIP/STIP requires formal public notice and appropriate comment opportunity as provided in the PRMPO public involvement plan. Following appropriate consideration of public comments, a major amendment requires approval by the PRMPO policy board and must be submitted by PRDTPW to the PHWA and FTA.

THE PRHTA FIVE YEARS PRIORITY CAPITAL IMPROVEMENT PROGRAM (CIP)

The PRHTA CIP is the basis for preparation of the STIP and TIP’s for FHWA federal-aid-projects. Highways and Transportation projects using FHWA funds are also included in the Five-Year CIP, updated no less than once a year. This Program is based on the Agency budget that is financed by revenues from gasoline and diesel taxes, vehicles registration fees, toll road collection, the federal funds apportionment’s (FHWA/FTA), and interim financing and bonds issues.

As a medium range plan the CIP is consistent with the twenty-year master plan prepared by the Puerto Rico Planning Board for the San Juan Metropolitan Region (SJMR). It also considers the metropolitan area transportation studies, the Statewide Transportation Study results and recommendations. Highway projects priorities are based on the following factors:

- Support of public policy regarding land use and development, as established in long and medium range plans
- Improving condition and level of service of existing facilities
- Presence in the master plan
- Projects requested by citizens, legislators, agencies and elected local officials
- Provision of new and improved access to Industrial Parks, Ports, Airports and other points of agricultural, tourism, or commercial importance activities
- Traffic analysis and projections
- Cost benefits analysis of competing projects
- Availability of funds
- Coordination with federal agencies

During the year, the CIP is subjected to continued analysis and changes resulting from project delays in design, increases or decreases in project cost estimates, and other related information. The CIP is updated at least once a year, to reflect changes in bidding dates, project cost, scope of works, and project termini, among other elements.

In compliance with Law Number 74 of the year 1965, the HTA prepares a Capital Improvement Program (CIP), in which all highway and transportation projects, both federal (FHWA) funded and non-federal funded projects, are program for a five year period. The highway and transportation projects that appeared in the CIP are consistent with the TIP and STIP, which in turn are based on the projects recommended on the Regional (UZAS) and the Metropolitan Long Range Transportation Plans.

The CIP is included in the Four Year Investment Program (PICA which stands for Programa de Inversiones de Cuatro Años) prepared by the Puerto Rico Planning Board.

The Program Office of the HTA evaluates the highway project petitions based on the following criteria:


- Support of the public policy regarding land use and development, as establish in the Islandwide Long Range Transportation Plans
- Improving condition and level of service of existing facilities
- Presence in the Islandwide, Metropolitan or Regional Long Range Transportation Plans
- Provision of new and improved access to industrial parks, ports, airports, and other activities such as: agricultural, tourism, or commercial centers
- Traffic analysis projections
- Availability of funds
- Cost benefits analysis of competing projects
- Coordination with federal agencies


Statewide Transportation Improvement Program (STIP) Fiscal Years 2019-2022, Amendment 2

The Puerto Rico Highway and Transportation Authority (PRHTA) is submitting the Statewide Transportation Improvement Program (STIP) for the FY 2019-2022 to the Federal Transit Administration (FTA) and the Federal Highway Administration (FHWA) for their joint consideration and approval. The PRHTA certifies that the transportation planning process is being carried out in accordance with all applicable requirements of:

- (1) 23 U.S.C. 134 and 135, 49 U.S.C. 5303 and 5304, and this part;
- (2) Title VI of the Civil Rights Act of 1964, as amended (42 U.S.C. 2000d-1) and 49 CFR part 21;
- (3) 49 U.S.C. 5332, prohibiting discrimination on the basis of race, color, creed, national origin, sex, or age in employment or business opportunity;
- (4) Section 1101 (b) of the FAST Act (Pub. L. 114-357) and 49 CFR part 26 regarding the involvement of disadvantaged business enterprises in DOT funded projects;
- (5) 23 CFR part 230, regarding implementation of an equal employment opportunity program on Federal and Federal-aid highway construction contracts;
- (6) The provisions of the Americans with Disabilities Act of 1990 (42 U.S.C. 12101 et seq.) and 49 CFR parts 27, 37, and 38;
- (7) In States containing nonattainment and maintenance areas, sections 174 and 176(c) and (d) of the Clean Air Act, as amended (42 U.S.C. 7504, 7506(c) and (d)) and 40 CFR part 1193;
- (8) The Older Americans Act, as amended (42 U.S.C. 6101), prohibiting discrimination on the basis of age in programs or activities receiving Federal financial assistance;
- (9) 23 U.S.C. 324, regarding the prohibition of discrimination based on gender; and
- (10) Section 504 of the Rehabilitation Act of 1973 (29 U.S.C. 794) and 49 CFR part 27 regarding discrimination against individuals with disabilities.

This STIP includes projects for the SJTMA, which is considered an attainment area for air quality standard for particulate matter. The MPO Policy Committee approved the area's TIPs with the understanding that the plan complies with Sections 174 and 176 (c) and (d) of the Clean Air Act as amended (42 U.S.C. 7504, 7506 (c) and (d)).


Eng. Eileen M. Vélez Vega
Secretary of DTPW and President of PRMPO


Date

Federal Transit Administration (FTA)

Summary of Total Federal Estimated Projects Costs

	Fiscal Years				
FTA Section	2019	2020	2021	2022	TOTAL
Section 5307	\$ -	\$ -	\$ 154,207,256.50	\$ 57,560,467.58	\$ 211,767,724.08
Section 5310			\$ 6,119,279.00	\$ 991,537.00	\$ 7,110,816.00
Section 5311			\$ 5,972,522.00	\$ 29,914.00	\$ 6,002,436.00
Section 5311 RTAP			\$ 187,398.00	\$ -	\$ 187,398.00
Section 5329			\$ 597,695.00	\$ -	\$ 597,695.00
Section 5337			\$ 12,000,000.00	\$ 19,000,000.00	\$ 31,000,000.00
Section 5339			\$ 7,833,415.00	\$ 1,780,581.00	\$ 9,613,996.00
<i>Total</i>	\$ -	\$ -	\$ 186,917,565.50	\$ 79,362,499.58	\$ 266,280,065.08

Project Financial Plan for FTA Programs

A. San Juan Urbanized Area

I. The Federal cost for projects, for FTA programs, are as follows:

	Fiscal Years				
FTA Section	2019	2020	2021	2022	TOTAL
Section 5307	\$ -	\$ -	\$ 74,985,240.50	\$ 34,151,332.58	\$ 109,136,573.08
Section 5310	\$ -	\$ -	\$ 2,970,627.00	\$ 334,712.00	\$ 3,305,339.00
Section 5329			\$ 597,695.00	\$ -	\$ 597,695.00
Section 5337	\$ -	\$ -	\$ 12,000,000.00	\$ 19,000,000.00	\$ 31,000,000.00
Section 5339	\$ -	\$ -	\$ 7,833,415.00	\$ 1,780,581.00	\$ 9,613,996.00
Total	\$ -	\$ -	\$ 98,386,977.50	\$ 55,266,625.58	\$ 153,653,603.08

II. FTA federal assistance is distributed as follow:(carryover projects are included):

SAN JUAN URBANIZED AREA APPORTIONMENT

SECTION 5307 AND 5340 URBANIZED AREA	
FY 2015 Apportionment	\$6,401,720.00
FY 2016 Apportionment	\$0.00
FY 2017 Apportionment	\$14,951,597.00
FY 2018 Apportionment	\$26,695,846.00
FY 2019 Apportionment	\$26,198,112.00
FY 2020 Apportionment	\$26,901,585.00
FY 2021 Apportionment	\$27,608,663.00
Total Funds Available	\$128,757,523.00

SECTION 5310 ENHANCED MOBILITY OF SENIORS AND INDIVIDUALS WITH DISABILITIES PROGRAM	
FY 2018 Apportionment	\$2,547,421.00
FY 2019 Apportionment	\$2,546,469.00
FY 2020 Apportionment	\$2,558,984.00
FY 2021 Apportionment	\$2,538,009.00
Total Funds Available	\$10,190,883.00

SECTION 5329 STATE SAFETY OVERSIGHT	
FY 2018 Apportionment	\$166,417.00
FY 2019 Apportionment	\$300,645.00
FY 2020 Apportionment	\$306,092.00
FY 2021 Apportionment	\$353,277.00
Total Funds Available	\$1,126,431.00

SECTION 5337 HIGH INTENSITY FIXED GUIDEWAY STATE OF GOOD REPAIR	
FY 2017 Apportionment	\$2,633,470.00
FY 2018 Apportionment	\$7,952,222.00
FY 2019 Apportionment	\$7,648,119.00
FY 2020 Apportionment	\$7,054,004.00
FY 2021 Apportionment	\$7,130,366.00
Total Funds Available	\$32,418,181.00

SECTION 5339 BUS AND BUS FACILITIES FORMULA	
FY 2017 Apportionment	\$2,633,470.00
FY 2018 Apportionment	\$3,169,864.00
FY 2019 Apportionment	\$2,784,245.00
FY 2020 Apportionment	\$2,290,827.00
FY 2021 Apportionment	\$2,790,527.00
Total Funds Available	\$13,668,933.00

Project Financial Plan for FTA Programs

A. Aguadilla Urbanized Area

I. The Federal cost for projects, for FTA programs, are as follows:

	Fiscal Years				
FTA Section	2019	2020	2021	2022	TOTAL
Section 5307	\$ -	\$ -	\$ 4,721,885.00	\$ 61,507.00	\$ 4,783,392.00
Section 5310	\$ -	\$ -	\$ 903,734.00	\$ 466,825.00	\$ 1,370,559.00
Section 5339	\$ -	\$ -	\$ 531,050.00	\$ 42,047.00	\$ 573,097.00
<i>Total</i>	\$ -	\$ -	\$ 6,156,669.00	\$ 570,379.00	\$ 6,727,048.00

II. FTA federal assistance is distributed as follow (carryover projects are included):

AGUADILLA URBANIZED AREA APPORTIONMENT

SECTION 5307 AND 5340 URBANIZED AREA	
FY 2015 Apportionment	\$2,608,339.00
FY 2016 Apportionment	\$2,531,326.00
FY 2017 Apportionment	\$2,390,864.00
FY 2018 Apportionment	\$2,554,504.00
FY 2019 Apportionment	\$2,580,970.00
FY 2020 Apportionment	\$2,641,752.00
FY 2021 Apportionment	\$2,633,761.00
<i>Total Funds Available</i>	<i>\$17,941,516.00</i>

SECTION 5310 ENHANCED MOBILITY OF SENIORS AND INDIVIDUALS WITH DISABILITIES PROGRAM	
FY 2018 Apportionment	\$285,560.00
FY 2019 Apportionment	\$395,184.00
FY 2020 Apportionment	\$396,353.00
FY 2021 Apportionment	\$379,959.00
<i>Total Funds Available</i>	<i>\$1,457,056.00</i>

SECTION 5339 BUS AND BUS FACILITIES FORMULA GRANTS	
FY 2017 Apportionment	\$89,199.00
FY 2018 Apportionment	\$317,771.00
FY 2019 Apportionment	\$288,030.00
FY 2020 Apportionment	\$300,669.00
FY 2021 Apportionment	\$276,217.00
<i>Total Funds Available</i>	<i>\$1,563,658.00</i>

Project Financial Plan for FTA Programs

A. Urbanized Areas Under 200,000 in Population (UZA)

I. The Federal cost for projects, for FTA programs, are as follows:

FTA Section	Fiscal Years				TOTAL
	2019	2020	2021	2022	
Section 5307	\$ -	\$ -	\$ 74,500,131.00	\$ 23,347,628.00	\$ 97,847,759.00
Section 5310	\$ -	\$ -	\$ 2,244,918.00	\$ 190,000.00	\$ 2,434,918.00
Section 5337		\$ -	\$ 13,500,000.00	\$ -	\$ 13,500,000.00
Section 5339	\$ -	\$ -	\$ 6,370,226.00	\$ 2,261,645.00	\$ 8,631,871.00
<i>Total</i>		\$ -	\$ 96,615,275.00	\$ 25,799,273.00	\$ 122,414,548.00

II. FTA federal assistance is distributed as follow (carryover projects are included) :

URBANIZED AREAS UNDER 200,000 POPULATION APPORTIONMENT

SECTION 5307 AND 5340 URBANIZED AREA	
FY 2015 Apportionment	\$3,250,608.00
FY 2016 Apportionment	\$16,418,450.00
FY 2017 Apportionment	\$16,087,132.00
FY 2018 Apportionment	\$16,428,612.00
FY 2019 Apportionment	\$16,631,377.00
FY 2020 Apportionment	\$17,033,736.00
FY 2021 Apportionment	\$16,497,645.00
<i>Total Funds Available</i>	<i>\$102,347,560.00</i>

SECTION 5310 ENHANCED MOBILITY OF SENIORS AND INDIVIDUALS WITH DISABILITIES PROGRAM	
FY 2018 Apportionment	\$1,978,474.00
FY 2019 Apportionment	\$1,973,435.00
FY 2020 Apportionment	\$2,021,589.00
FY 2021 Apportionment	\$2,017,688.00
<i>Total Funds Available</i>	<i>\$7,991,186.00</i>

SECTION 5337 HIGH INTENSITY FIXED GUIDEWAY STATE	
FY 2017 Apportionment	\$3,521,679.00
FY 2018 Apportionment	\$4,082,201.00
FY 2019 Apportionment	\$3,900,538.00
FY 2020 Apportionment	\$3,576,384.00
FY 2021 Apportionment	\$0.00
<i>Total Funds Available</i>	<i>\$15,080,802.00</i>

SECTION 5339 BUS AND BUS FACILITIES FORMULA	
FY 2017 Apportionment	\$222,205.00
FY 2018 Apportionment	\$1,875,958.00
FY 2019 Apportionment	\$1,718,420.00
FY 2020 Apportionment	\$1,788,512.00
FY 2021 Apportionment	\$1,648,444.00
<i>Total Funds Available</i>	<i>\$7,253,539.00</i>

Project Financial Plan for FTA Programs

A. Non-urbanized Area

I. The Federal cost for projects, for FTA programs, are as follows:

FTA Section	Fiscal Years				TOTAL
	2019	2020	2021	2022	
Section 5311	\$ -	\$ -	\$ 5,972,522.00	\$ 29,914.00	\$ 6,002,436.00
Section 5311 RTAP	\$ -	\$ -	\$ 187,398.00	\$ -	\$ 187,398.00
Section 5310	\$ -	\$ -	\$ -	\$ -	\$ -
<i>Total</i>	\$ -	\$ -	\$ 6,159,920.00	\$ 29,914.00	\$ 6,189,834.00

II. FTA federal assistance is distributed as follow (carryover projects are included) :

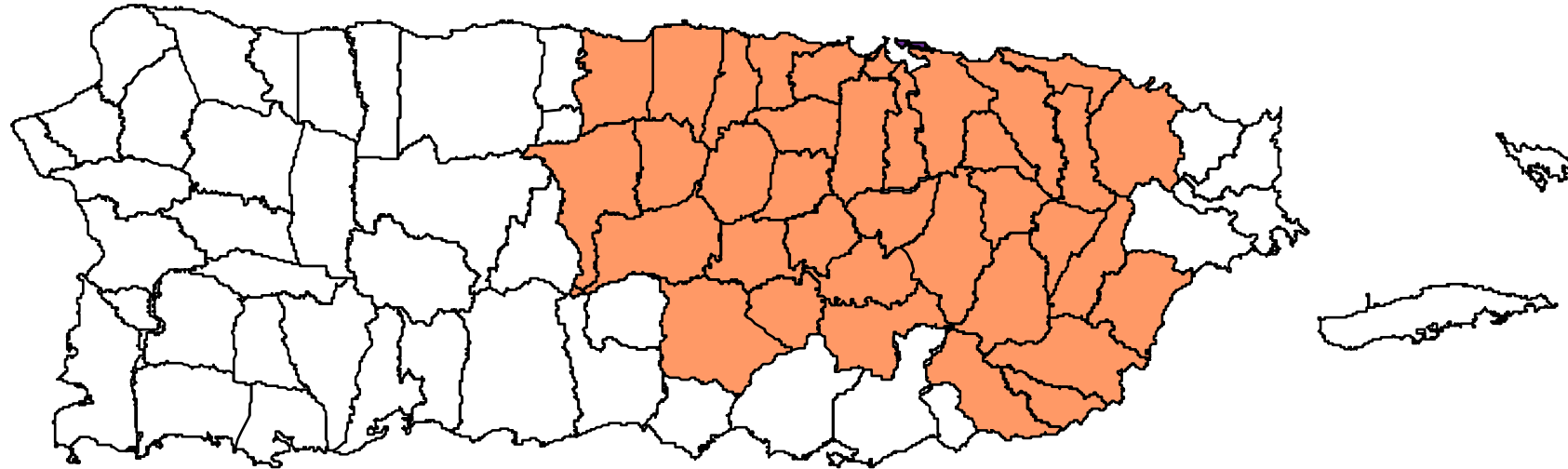
NON-URBANIZED AREA

SECTION 5311 URBANIZED AREA	
FY 2018 Apportionment	\$1,158,702.00
FY 2019 Apportionment	\$2,227,209.00
FY 2020 Apportionment	\$2,265,122.00
FY 2021 Apportionment	\$2,273,563.00
<i>Total Funds Available</i>	<i>\$7,924,596.00</i>

SECTION 5311-RTAP URBANIZED AREA	
FY 2018 Apportionment	\$93,699.00
FY 2019 Apportionment	\$98,131.00
FY 2020 Apportionment	\$99,053.00
FY 2021 Apportionment	\$99,053.00
<i>Total Funds Available</i>	<i>\$389,936.00</i>

SECTION 5310 DS URBANIZED AREA	
FY 2018 Apportionment	\$223,869.00
FY 2019 Apportionment	\$228,676.00
FY 2020 Apportionment	\$233,391.00
FY 2021 Apportionment	\$230,152.00
<i>Total Funds Available</i>	<i>\$916,088.00</i>

San Juan Urbanized Area



 *San Juan Urbanized Area (UA > 1,000,000 in Population)*



Government of Puerto Rico

Puerto Rico Department of Transportation and Public Works

Puerto Rico Highway and Transportation Authority

Statewide Transportation Improvement Program (STIP)

FEDERAL TRANSIT ADMINISTRATION (FTA)

San Juan Urbanized Area (SJUA)

(UA > 1,000,000 in Population)

Section 5307

GOVERNMENT OF PUERTO RICO
PUERTO RICO DEPARTMENT OF TRANSPORTATION AND PUBLIC WORKS
PUERTO RICO HIGHWAY AND TRANSPORTATION AUTHORITY
STATEWIDE TRANSPORTATION IMPROVEMENT PROGRAM
FISCAL YEARS 2019 - 2022
AMENDMENT #2

SECTION 5307: SAN JUAN URBANIZED AREA (SJUA)

Num.	Description	Grantee	Year	Annual Element				Total Estimated Cost	Project Justification	Source of Local Funds	Remarks
				2019	2020	2021	2022				
1	Improvements to the public transportation terminal	Aibonito	2018	F		83,093	-	83,093	Narrative Justification Submitted	Toll Credit	Carryover FY 2018 TRAMS #5489-2020-18
				S			-				
				T		83,093	-	83,093			
2	Design and Engineering for the Construction of Maintenance Facilities, Phase I	Aibonito	2018	F		50,400	-	50,400	Narrative Justification Submitted	Toll Credit	Carryover FY 2018
				S			-				
				T		50,400	-	50,400			
3	Construction of the Maintenance Facilities, Phase II	Aibonito	2018	F		310,980		310,980	Narrative Justification Submitted	Toll Credit	Carryover FY 2018
				S							
				T		310,980		310,980			
4	Acquisition of Equipment and Tools for the Maintenance Facilities	Aibonito	2018	F		80,000	-	80,000	Narrative Justification Submitted	Toll Credit	Carryover FY 2018
				S			-				
				T		80,000	-	80,000			
5	Acquisition of two vehicles - 11 passengers for new routes	Aibonito	2019	F		180,000	-	180,000	Narrative Justification Submitted	Toll Credit	Carryover FY 2018 TRAMS#5489-2020-18
				S		-	-	-			
				T		180,000	-	180,000			
6	Design and Engineering for the Construction of Maintenance Facilities, Phase I	Barranquitas	2018	F		51,064	-	51,064	Narrative Justification Submitted	Toll Credit	Carryover FY 2019
				S			-				
				T		51,064	-	51,064			
7	Construction of the Maintenance Facilities, Phase II	Barranquitas	2018	F		357,608		357,608	Narrative Justification Submitted	Toll Credit	Carryover FY 2018
				S							
				T		357,608		357,608			
8	Improvement to Trolley Maintenance Garage, Phase II	Bayamón	2013	F		144,000	-	144,000	Narrative Justification Submitted	Toll Credit	Carryover Funds \$144,000 FY 2013 Application under FTA Consideration. TrAMS # 2008-2017-1
				S			-	-			
				T		144,000	-	144,000			
9	Improvement to Trolley Maintenance Garage, Phase II-B	Bayamón	2016	F		1,420,000	-	1,420,000	Narrative Justification Submitted	Toll Credit	TRAMS# 2008-2017-1
				S			-	-			
				T		1,420,000	-	1,420,000			
10	Maintenance of Transit fleet	Bayamón	2015	F		123,415		123,415	Narrative Justification Submitted	Toll Credit	Carryover Fund FY2018 28,849 2008-2019-1; FY\$29,137, FY2020 \$29,429. An additional funds of \$36,000 where included from project Light duty support vehicle.
				S							
				T				123,415			
11	Operational Assistance for ADA Paratransit Program	Bayamón	2015	F		266,399	84,080	350,479	Narrative Justification Submitted	Toll Credit	FY 15, 16 & 17 with a total of \$193,926 in FTA Grant 2018-002-00. FY2018 Application 2008-2019-1; FY19 \$65,939 FY2020 \$66,598
				S				-			
				T		266,399	84,080	350,479			

GOVERNMENT OF PUERTO RICO
 PUERTO RICO DEPARTMENT OF TRANSPORTATION AND PUBLIC WORKS
 PUERTO RICO HIGHWAY AND TRANSPORTATION AUTHORITY
 STATEWIDE TRANSPORTATION IMPROVEMENT PROGRAM
 FISCAL YEARS 2019 - 2022
 AMENDMENT #2

SECTION 5307: SAN JUAN URBANIZED AREA (SJUA)

Num.	Description	Grantee	Year	Annual Element				Total Estimated Cost	Project Justification	Source of Local Funds	Remarks
				2019	2020	2021	2022				
12	Pedestrian Improvements on Dr. Veve Street	Bayamón	2015	F		2,287,832	-	2,287,832	Narrative Justification Submitted	Toll Credit	Carryover Funds \$1,143,916 FY 2016 Associate Transit Improvements
				S			-	-			
				T		2,287,832	-	2,287,832			
13	Pedestrian and bicycle connection in Santa Cruz Sector (Tren Urbano - PR-5 - Santa Cruz Street)	Bayamón	2015	F		3,172,110		3,172,110	Narrative Justification Submitted	Toll Credit	Carryover Funds \$1,057,370 FY 2016 Associate Transit Improvements
				S				-			
				T		3,172,110		3,172,110			
14	Operation and administrative equipment office of the paratransit /territorial planning programs	Bayamón	2018	F		8,000	-	8,000	Narrative Justification Submitted	Toll Credit	Carryover Funds FY 2018.
				S			-	-			
				T		8,000	-	8,000			
15	Software for automatic transit development passanger	Bayamón	2018	F		120,000	-	120,000	Narrative Justification Submitted	Toll Credit	
				S			-	-			
				T		120,000	-	120,000			
16	Replacement of 4 Paratransit Vehicles	Bayamón	2020	F		490,000	-	490,000	Narrative Justification Submitted	Toll Credit	An addinal funds of \$320,000 where included from project Repair and Maintenance to Kuillan and Guadarrama Public Transportation Terminal, Phase I
				S			-	-			
				T		490,000	-	490,000			
17	Preventive Maintenance for the Intermodal Terminal	Bayamón	2020	F		5,000	-	5,000	Narrative Justification Submitted	Toll Credit	
				S			-	-			
				T		5,000	-	5,000			
18	Preventive Maintenance for the Public Transportation Services	Caguas	2014	F		275,438	137,719	413,157	Narrative Justification Submitted	Toll Credit	Carryover FY18 (\$45,450), FY19 (\$45,905), FY20 (\$46,364), FY21(\$137,719) TRAMS #2417-2021-1
				S				-			
				T		275,438	137,719	413,157			
19	Provision of Paratransit Services	Caguas	2015	F		181,584	90,792	272,376	Narrative Justification Submitted	Toll Credits	Carryover Funds FY18 \$89,890, FY19 \$90,789 FY20 (\$91,697) TRAMS#2417-2018-1
				S				-			
				T		181,584	90,792	272,376			
20	Acquisition of Two (2) Support Vehicles	Caguas	2020	F		80,000		80,000	Narrative Justification Submitted	Toll Credits	TRAMS #2417-2021-1
				S				-			
				T		80,000		80,000			
21	Design, Engineering, Permisology amd NEPA for the Construction of Maintenance Garage	Caguas	2021	F		400,000		400,000	Narrative Justification Submitted	Toll Credits	
				S				-			
				T		400,000		400,000			

GOVERNMENT OF PUERTO RICO
PUERTO RICO DEPARTMENT OF TRANSPORTATION AND PUBLIC WORKS
PUERTO RICO HIGHWAY AND TRANSPORTATION AUTHORITY
STATEWIDE TRANSPORTATION IMPROVEMENT PROGRAM
FISCAL YEARS 2019 - 2022
AMENDMENT #2

SECTION 5307: SAN JUAN URBANIZED AREA (SIJA)

Num.	Description	Grantee	Year	Annual Element				Total Estimated Cost	Project Justification	Source of Local Funds	Remarks
				2019	2020	2021	2022				
22	Acquisition of (4) 30' low rider buses form31 passengers for the replacement of 4 trolleys	Caguas	2021	F		1,580,000		1,580,000	Narrative Justification Submitted	Toll Credits	
				S				-			
				T		1,580,000		1,580,000			
23	Acquisition of one (1) trolley	Canóvanas	2015	F		199,563		199,563	Narrative Justification Submitted	Toll Credits	TRAMS#5489-2020-18
				S				-			
				T		199,563		199,563			
24	Preventive Maintenance for Transit Fleet (SITUR)	Canóvanas	2020	F		35,000		35,000	Narrative Justification Submitted	Toll Credit	TRAMS#5489-2020-18
				S	-			-			
				T	-	35,000		35,000			
25	Preventive Maintenance for Public Transportation	Canóvanas	2015	F		270,855		270,855	Narrative Justification Submitted	Toll Credits	Carryover Funds \$80,000 FY 2015 & \$44,800 FY 2016. Carryover FY2017 \$45,000 & FY2018 \$50,000
				S	-			-			
				T	-	270,855	-	270,855			
26	Design & NEPA for Maintenance Facilities of SITUR	Canóvanas	2018	F		45,000		45,000	Narrative Justification Submitted	Toll Credit	Carryover Funds FY 2018.
				S				-			
				T		45,000		45,000			
27	Security System for bus stops of the Sistema de Transporte Colectivo of Canovanas (SITUR)	Canóvanas	2019	F		33,125		33,125	Narrative Justification Submitted	Toll Credit	Carryover Funds FY 2019.
				S				-			
				T		33,125		33,125			
28	Preventive Maintenance	Carolina	2016	F		568,955	343,592	912,547	Narrative Justification Submitted	Toll Credit	Carryover Funds FY 2016, 2017, 2018, 2019 TRAMS # 2038-2019-1
				S				-			
				T	-	568,955	343,592	912,547			
29	Drugs and Alcohol Test	Carolina	2018	F		5,712		5,712	Narrative Justification Submitted	Toll Credit	\$832 in TRAMS #2038-2019-1 & \$4,880 in TRAMS #2038-2020-3
				S				-			
				T	-	5,712		5,712			
30	Drivers and Physical Examination	Carolina	2018	F		16,800		16,800	Narrative Justification Submitted	Toll Credit	\$1,800 in TRAMS #2038-2019-1 & \$15,000 in TRAMS #2038-2020-3
				S				-			
				T	-	16,800		16,800			
31	Employee Education Training	Carolina	2018	F		19,360		19,360	Narrative Justification Submitted	Toll Credit	\$3,360 in TRAMS #2038-2019-1 & \$16,000 in TRAMS #2038-2020-3
				S				-			
				T		19,360	-	19,360			

GOVERNMENT OF PUERTO RICO
PUERTO RICO DEPARTMENT OF TRANSPORTATION AND PUBLIC WORKS
PUERTO RICO HIGHWAY AND TRANSPORTATION AUTHORITY
STATEWIDE TRANSPORTATION IMPROVEMENT PROGRAM
FISCAL YEARS 2019 - 2022
AMENDMENT #2

SECTION 5307: SAN JUAN URBANIZED AREA (SJUA)

Num.	Description	Grantee	Year	Annual Element				Total Estimated Cost	Project Justification	Source of Local Funds	Remarks
				2019	2020	2021	2022				
32	Intelligent Transportation System- Monthly Payment Support	Carolina	2018	F		55,400	55,400	110,800	Narrative Justification Submitted	Toll Credit	TRAMS# 2038-2019-1
				S				-			
				T		55,400	55,400	110,800			
33	Security Cameras/DVR System- Monthly Payment Support	Carolina	2018	F		47,680	47,680	95,360	Narrative Justification Submitted	Toll Credit	TRAMS# 2038-2019-1
				S				-			
				T	-	47,680	47,680	95,360			
34	Repair of Bus Wash Facilities	Carolina	2018	F		10,000		10,000	Narrative Justification Submitted	Toll Credit	TRAMS# 2038-2019-1
				S							
				T		10,000		10,000			
35	Replacing Communications Equipment	Carolina	2018	F		28,983		28,983	Narrative Justification Submitted	Toll Credit	TRAMS# 2038-2019-1
				S							
				T	-	28,983		28,983			
36	Contracting on the Non-fixed ADA Paratransit Services	Carolina	2019	F		178,800	138,000	316,800	Narrative Justification Submitted	Toll Credit	Carryover Funds FY19 \$59,600 and FY 2020 \$119,200 TRAMS# 2038-2020-3. Additional funds where assigned (\$78,400) from project Rehabilitation of Barrazas Bus Terminal Facilities.
				S				-			
				T		178,800	138,000	316,800			
37	Acquisition of 3 Laptops Computer Hardware and Software	Carolina	2019	F		5,174		5,174	Narrative Justification Submitted	Toll Credit	Carryover FY19 TRAMS #2038-2020-3
				S				-			
				T		5,174		5,174			
38	Engineering and Design - Bus Shelters Construction (2nd phase)	Carolina	2019	F		176,310		176,310	Narrative Justification Submitted	Toll Credit	Carryover FY19 TRAMS #2038-2019-1
				S				-			
				T		176,310		176,310			
39	Project Management- Supervision of the Bus Shelters Construction 2nd Phase	Carolina	2020	F		25,645		25,645	Narrative Justification Submitted	Toll Credit	TRAMS #2038-2020-3
				S				-			
				T		25,645		25,645			
40	Construction Management - Inspection of the Bus Shelters Construction (2nd Phase)	Carolina	2019	F		112,197		112,197	Narrative Justification Submitted	Toll Credit	Carryover FY19 TRAMS #2038-2020-3
				S				-			
				T		112,197		112,197			
41	Purchase of four (4) Low Floor Transit Buses for the Public Transportation System.	Carolina	2020	F			1,650,117	1,650,117	Narrative Justification Submitted	Toll Credit	
				S							
				T			1,650,117	1,650,117			

GOVERNMENT OF PUERTO RICO
PUERTO RICO DEPARTMENT OF TRANSPORTATION AND PUBLIC WORKS
PUERTO RICO HIGHWAY AND TRANSPORTATION AUTHORITY
STATEWIDE TRANSPORTATION IMPROVEMENT PROGRAM
FISCAL YEARS 2019 - 2022
AMENDMENT #2

SECTION 5307: SAN JUAN URBANIZED AREA (SIJA)

Num.	Description	Grantee	Year	Annual Element				Total Estimated Cost	Project Justification	Source of Local Funds	Remarks
				2019	2020	2021	2022				
42	Purchase of two (2) Low Floor Transit Buses for the Public Transportation System.	Carolina	2020	F		624,000		624,000	Narrative Justification Submitted	Toll Credit	TRAMS #2038-2020-3
				S							
				T		624,000		624,000			
43	Purchase of Uniforms and related items for the Transit Service Drivers	Carolina	2020	F		9,104		9,104	Narrative Justification Submitted	Toll Credit	TRAMS #2038-2020-3
				S				-			
				T		9,104		9,104			
44	Design Transit Buses Yard, Staff Office and Driver Rest Area	Carolina	2020	F		76,592		76,592	Narrative Justification Submitted	Toll Credit	Carryover FY20 TRAMS #2038-2020-3
				S				-			
				T		76,592		76,592			
45	Construction of Transit Buses Yard, Staff Office and Driver Rest Area	Carolina	2020	F		619,700		619,700	Narrative Justification Submitted	Toll Credit	TRAMS #2038-2020-3
				S				-			
				T		619,700		619,700			
46	Design Rehab of Sidewalks/ Access Around the Bus Shelter	Carolina	2020	F		61,134		61,134	Narrative Justification Submitted	Toll Credit	Carryover FY20 TRAMS #2038-2020-3
				S				-			
				T		61,134		61,134			
47	Construction/ Rehab of Sidewalks/ Access Around the Bus Shelter	Carolina	2020	F		494,630		494,630	Narrative Justification Submitted	Toll Credit	TRAMS #2038-2020-3
				S				-			
				T		494,630		494,630			
48	Preventive Maintenance Cost for Transit System	Cataño	2016	F		202,416		202,416	Narrative Justification Submitted	Toll Credit	Carryover Funds FY 16 (\$40,000) Application 5320-2018-1. Carryover funds FY 17 (\$80,000), FY18 (\$40,440), FY19 (\$40,804) & FY20 (\$41,212) TRAMS#5489-2020-20
				S	-			-			
				T	-	202,416	-	202,416			
49	Operational Assistance for ADA Paratransit Services	Cataño	2018	F		192,000		192,000	Narrative Justification Submitted	Toll Credit	Carryover Funds FY18 \$64,000 FY19 \$64,000 TRAMS# 5489-2020-20
				S				-			
				T		192,000		192,000			
50	Preventive Maintenance Cost for Transit System	Cayey	2013	F		199,776		199,776	Narrative Justification Submitted	Toll Credit	Carryover Funds \$31,614 for FY13 & \$27,568 for FY14. FY 13,14,15,16,17 and 18 TRAMS# 5584-2016-1.
				S				-			
				T		199,776		199,776			

GOVERNMENT OF PUERTO RICO
 PUERTO RICO DEPARTMENT OF TRANSPORTATION AND PUBLIC WORKS
 PUERTO RICO HIGHWAY AND TRANSPORTATION AUTHORITY
 STATEWIDE TRANSPORTATION IMPROVEMENT PROGRAM
 FISCAL YEARS 2019 - 2022
 AMENDMENT #2

SECTION 5307: SAN JUAN URBANIZED AREA (SJUA)

Num.	Description	Grantee	Year	Annual Element				Total Estimated Cost	Project Justification	Source of Local Funds	Remarks
				2019	2020	2021	2022				
51	Provision of Paratransit Services in Accordance with ADA Regulations	Cayey	2013	F		685,959		685,959	Narrative Justification Submitted	Toll Credit	Carryover Funds \$86,368 for FY13, \$86,368 for FY14, \$79,984 FY15 & \$79,984 FY16. FY 2013 & 2014 in TRAMS# 5584-2016-1
				S							
				T		685,959		685,959			
52	Construction of Sidewalks and Ramps, Removal of Architectural Barriers along the Trolley Route	Cayey	2018	F		175,532		175,532	Narrative Justification Submitted	Toll Credit	Carryover FY 2019 \$175,532
				S				-			
				T		175,532	-	175,532			
53	Design and Engineering of Construction of Transportation Buses Maintenance & Garage Center	Cayey	2019	F		350,000		350,000	Narrative Justification Submitted	Toll Credit	Carryover Funds FY2019 \$350,000
				S				-			
				T		350,000		350,000			
54	Construction of Transportation Buses Maintenance & Garage Center	Cayey	2019	F			1,000,000	1,000,000	Narrative Justification Submitted	Toll Credit	Pending PRHTA evaluation Carryover Funds FY19
				S				-			
				T			1,000,000	1,000,000			
55	Acquisition of two (2) 32 feet Minibuses of 24 passengers for the replacement of two 30 feet minibuses	Cayey	2020	F		540,000		540,000	Narrative Justification Submitted	Toll Credit	Carryover Funds FY2020 \$540,000
				S				-			
				T		540,000		540,000			
56	Design of Pedestrian Bridge from Main Terminal to Turabo University	Cayey	2020	F		150,000		150,000	Narrative Justification Submitted	Toll Credit	Carryover Funds FY2020 \$150,000
				S				-			
				T		150,000		150,000			
57	Preventive Maintenance Cost for Transit System	Ciales	2017	F		81,208	5,550	86,758	Narrative Justification Submitted	Toll Credit	Carryover FY 2019 \$60,602
				S							
				T		81,208	5,550	86,758			
58	Preventive Maintenance Cost for Transit System	Cidra	2018	F		45,907	-	45,907	Narrative Justification Submitted	Toll Credit	Carryover FY18 \$15,550, FY19 \$15,302 and FY20 \$30,452
				S				-			
				T		45,907	-	45,907			

GOVERNMENT OF PUERTO RICO
PUERTO RICO DEPARTMENT OF TRANSPORTATION AND PUBLIC WORKS
PUERTO RICO HIGHWAY AND TRANSPORTATION AUTHORITY
STATEWIDE TRANSPORTATION IMPROVEMENT PROGRAM
FISCAL YEARS 2019 - 2022
AMENDMENT #2

SECTION 5307: SAN JUAN URBANIZED AREA (SJUA)

Num.	Description	Grantee	Year		Annual Element				Total Estimated Cost	Project Justification	Source of Local Funds	Remarks
					2019	2020	2021	2022				
59	Design and Construction of eight (8) bus stops	Corozal	2015	F			64,375		64,375	Narrative Justification Submitted	Toll Credit	Carryover Funds \$67,200 FY15 & \$50,155 FY16. In grant PR-2018-014 it was approved \$52,980.
				S	-				-			
				T	-		64,375		64,375			
60	Design Improvements to the Público Vehicles Terminal at the Urban Center of Corozal - Improve pedestrian access	Corozal	2015	F			76,580		76,580	Narrative Justification Submitted	Toll Credit	Carryover Funds \$76,580FY16
				S					-			
				T			76,580		76,580			
61	Construction Improvements to the Público Vehicles Terminal at the Urban Center of Corozal - Improve pedestrian and vehicle access.	Corozal	2017	F			143,420		143,420	Narrative Justification Submitted	Toll Credit	Carryover FY17
				S					-			
				T			143,420		143,420			
62	Preventive Maintenance for Transit Fleet	Corozal	2015	F			110,451		110,451	Narrative Justification Submitted	Toll Credit	Carryover Funds \$9,446 FY15 & \$16,355 FY16, FY17 \$46,198 and FY18 \$21,205
				S					-			
				T			110,451		110,451			
63	Improvements to streets, municipal roads and sidewalk along one stop on fixed trolley route	Corozal	2015	F			119,259		119,259	Narrative Justification Submitted	Toll Credit	Carryover Funds FY15 \$119,250
				S					-			
				T			119,259		119,259			
64	Design and Construction of Five Bus Shelters and Signage for Dos Bocas New Route	Corozal	2018	F			104,513		104,513	Narrative Justification Submitted	Toll Credit	Carryover FY18
				S								
				T			104,513		104,513			
65	Design and Construction of Sidewalks along Shelter and Stops; Eldery Center, City Hall & Dos Bocas.	Corozal	2018	F			156,800		156,800	Narrative Justification Submitted	Toll Credit	Carryover FY18
				S					-			
				T			156,800		156,800			
66	Operational Assistance for ADA Paratransit	Corozal	2018	F			68,976	22,992	91,968	Narrative Justification Submitted	Toll Credit	Carryover funds FY18 \$22,992 FY19 \$22,992
				S	-				-			
				T			68,976	22,992	91,968			
67	Acquisition of One (1) 16 Passenger Bus for Fixed Route; Dos Bocas New Route and One (1) Paratransit 11 Passenger	Corozal	2018	F			200,000		200,000	Narrative Justification Submitted	Toll Credit	Carryover FY18
				S					-			
				T			200,000	-	200,000			
68	Additional funds- Design and construction of sidewalks along shelter and stops;elderly center,city hall and dos bocas. Requested 130,667.00. Administrative Modification-\$104,513. Difference-\$26,154	Corozal	2019	F			26,154		26,154	Narrative Justification Submitted	Toll Credit	Carryover FY19
				S					-			
				T			26,154		26,154			
69	Preventive Maintenance Cost for Transit Fleet	Dorado	2016	F			25,817		25,817	Narrative Justification Submitted	Toll Credit	
				S					-			
				T			25,817		25,817			
70	Provision of Paratransit Services in Accordance with ADA Regulations	Dorado	2015	F			69,982		69,982	Narrative Justification Submitted	Toll Credit	
				S					-			
				T			69,982		69,982			

GOVERNMENT OF PUERTO RICO
 PUERTO RICO DEPARTMENT OF TRANSPORTATION AND PUBLIC WORKS
 PUERTO RICO HIGHWAY AND TRANSPORTATION AUTHORITY
 STATEWIDE TRANSPORTATION IMPROVEMENT PROGRAM
 FISCAL YEARS 2019 - 2022
 AMENDMENT #2

SECTION 5307: SAN JUAN URBANIZED AREA (SJUA)

Num.	Description	Grantee	Year	Annual Element				Total Estimated Cost	Project Justification	Source of Local Funds	Remarks
				2019	2020	2021	2022				
71	Complete Street Project for Méndez Vigo West Avenue, Design Phase	Dorado	2020	F		130,000		130,000	Narrative Justification Submitted	Toll Credit	
				S				-			
				T		130,000		130,000			
72	Complete Street Project for Méndez Vigo West Avenue, Construction Phase	Dorado	2020	F			1,300,000	1,300,000	Narrative Justification Submitted	Toll Credit	
				S				-			
				T			1,300,000	1,300,000			
73	Preventive Maintenance Cost for Transit Fleet	Guaynabo	2013	F		328,064		328,064	Narrative Justification Submitted	Toll Credit	FY19 \$163,216 & FY20 \$164,848 TRAMS#1905-2020-1
				S				-			
				T		328,064		328,064			
74	Operational Assistance for ADA Paratransit Services	Guaynabo	2018	F		93,726		93,726	Narrative Justification Submitted	Toll Credit	Carryover FY19 TRAMS#1905-2020-1
				S				-			
				T		93,726		93,726			
75	Purchase and installation of GPS tracking system and Automatic Passenger Counters (APC) for 25 vehicle fleet	Guaynabo	2019	F		146,000		146,000	Narrative Justification Submitted	Toll Credit	Carryover FY19 TRAMS#1905-2020-1
				S				-			
				T		146,000		146,000			
76	Purchase of two support vehicles to transport drivers, One 12 passenger van and one medium duty pick-up truck	Guaynabo	2019	F		75,000		75,000	Narrative Justification Submitted	Toll Credit	Carryover FY19 TRAMS#1905-2020-1
				S				-			
				T		75,000		75,000			
77	Purchase of two Cummins engines to replace damaged engines on transit buses-	Guaynabo	2019	F		17,000		17,000	Narrative Justification Submitted	Toll Credit	Carryover FY19 TRAMS#1905-2020-1
				S				-			
				T		17,000		17,000			
78	Training for Transit System Supervisors	Guaynabo	2020	F		19,435		19,435	Narrative Justification Submitted	Toll Credit	Carryover FY19 TRAMS#1905-2020-1
				S				-			
				T		19,435		19,435			
79	Replacement of 3 Paratransit Vehicle	Guaynabo	2020	F		270,000		270,000	Narrative Justification Submitted	Toll Credit	Carryover FY19 TRAMS#1905-2020-1
				S				-			
				T		270,000		270,000			
80	Purchase of three (3) Buses Less Than <30' for Expansion of Transit Services to Mamey, Barrio Ríos and Hato Nuevo Wards.	Guaynabo	2020	F		375,000		375,000	Narrative Justification Submitted	Toll Credit	Carryover FY19 TRAMS#1905-2020-1
				S				-			
				T		375,000		375,000			

GOVERNMENT OF PUERTO RICO
PUERTO RICO DEPARTMENT OF TRANSPORTATION AND PUBLIC WORKS
PUERTO RICO HIGHWAY AND TRANSPORTATION AUTHORITY
STATEWIDE TRANSPORTATION IMPROVEMENT PROGRAM
FISCAL YEARS 2019 - 2022
AMENDMENT #2

SECTION 5307: SAN JUAN URBANIZED AREA (SJUA)

Num.	Description	Grantee	Year	Annual Element				Total Estimated Cost	Project Justification	Source of Local Funds	Remarks
				2019	2020	2021	2022				
81	Maintenance Expenses	Gurabo	2015	F		60,331		60,331	Narrative Justification Submitted	Toll Credit	Carryover Funds \$8,000 FY 2015 & \$9,000 FY 2016 in Carryover FY17\$10,000, FY18 \$11,000, FY19 \$11,110
				S				-			
				T		60,331		60,331			
82	Provision for paratransit service	Gurabo	2015	F		265,716		265,716	Narrative Justification Submitted	Toll Credit	Carryover FY17 \$65,933 and FY18 \$65,933 FY19 \$65,598
				S				-			
				T		265,716		265,716			
83	Design Improvements to Sidewalks on Fixed Trolley Route	Gurabo	2018	F		96,000		96,000	Narrative Justification Submitted	Toll Credit	Carryover FY2019
				S	-		-	-			
				T		96,000	-	96,000			
84	Design, Environmental Compliance and Construction of Paseo Lineal at Jaguas Ward	Gurabo	2018	F		40,800	-	40,800	Narrative Justification Submitted	Toll Credit	Carryover FY2019
				S	-		-	-			
				T		40,800	-	40,800			
85	Acquisition and Installation of Security Cameras System for the Publico Terminal	Gurabo	2019	F		30,000		30,000	Narrative Justification Submitted	Toll Credit	Carryover FY2019
				S				-			
				T		30,000		30,000			
86	Construction of Bus Stop with Solar System	Gurabo	2020	F		62,000		62,000	Narrative Justification Submitted	Toll Credit	
				S				-			
				T		62,000		62,000			
87	Acquisition of Trash Can for Bus Stop	Gurabo	2020	F		35,000		35,000	Narrative Justification Submitted	Toll Credit	Carryover FY2020
				S				-			
				T		35,000		35,000			
88	Operational Assistance for ADA Paratransit	Gurabo	2020	F		406,250		406,250	Narrative Justification Submitted	Toll Credit	
				S				-			
				T		406,250		406,250			
89	Maintenance for Fixed Route	Gurabo	2020	F		62,500		62,500	Narrative Justification Submitted	Toll Credit	Carryover FY2020
				S				-			
				T		62,500		62,500			
90	Drug and Alcohol Test	Gurabo	2020	F		6,250		6,250	Narrative Justification Submitted	Toll Credit	Carryover FY2020
				S				-			
				T		6,250		6,250			
91	Preventive Maintenance Cost for Público Terminals	Humacao	2015	F		311,355	314,469	625,824	Narrative Justification Submitted	Toll Credit	Carryover Funds \$135,000 FY 2015 & \$40,000 FY 2016. FY 2015 in Application under FTA Consideration TRAMS # 5567-2017-1 FY17 \$45,000
				S	-			-			
				T	-	311,355	314,469	625,824			

GOVERNMENT OF PUERTO RICO
PUERTO RICO DEPARTMENT OF TRANSPORTATION AND PUBLIC WORKS
PUERTO RICO HIGHWAY AND TRANSPORTATION AUTHORITY
STATEWIDE TRANSPORTATION IMPROVEMENT PROGRAM
FISCAL YEARS 2019 - 2022
AMENDMENT #2

SECTION 5307: SAN JUAN URBANIZED AREA (SJUA)

Num.	Description	Grantee	Year	Annual Element				Total Estimated Cost	Project Justification	Source of Local Funds	Remarks
				2019	2020	2021	2022				
92	Preventive Maintenance Cost for Transit Fleet	Humacao	2013	F		249,344	251,837	501,181	Narrative Justification Submitted	Toll Credit	Carryover Funds \$23,400 for FY 2013, \$1,400 for FY 2014 & \$53,970 FY 2016. FY 2013 & 2014 in Application under FTA Consideration TrAMS # 5567-2017-1 FY17 & FY2020 \$56,669
				S	-			-			
				T	-	249,344	251,837	501,181			
93	Provision of Paratransit Services in Accordance with ADA Regulations	Humacao	2013	F		512,559	517,685	1,030,244	Narrative Justification Submitted	Toll Credit	Carryover Funds \$80,000 for FY13, \$90,000 FY14 & \$85,000 FY16. FY13 &14 TrAMS # 5567-2017-1; FY17 \$85,000
				S	-			-			
				T	-	512,559	517,685	1,030,244			
94	Replacement of Twelve (12) Bus Passenger Shelter for Existing Trolley Route	Humacao	2013	F		144,000	-	144,000	Narrative Justification Submitted	Toll Credit	Carryover Funds FY 2013 in TrAMS # 5567-2017-1
				S	-		-	-			
				T	-	144,000	-	144,000			
95	Installation of 36 Bus Stops for New Trolley Routes	Humacao	2014	F		8,640	-	8,640	Narrative Justification Submitted	Toll Credit	Carryover Funds FY 2014 in TrAMS # 5567-2017-1
				S	-		-	-			
				T	-	8,640	-	8,640			
96	Purchase of Computer Equipment and Radio Communication System	Humacao	2018	F		14,728	-	14,728	Narrative Justification Submitted	Toll Credit	Carryover FY18
				S		-	-	-			
				T	-	14,728	-	14,728			
97	Purchase of Equipment for Municipal Transit Garage	Humacao	2018	F		1,760	-	1,760	Narrative Justification Submitted	Toll Credit	Carryover FY18
				S		-	-	-			
				T	-	1,760	-	1,760			
98	Drugs and Alcohol Test and Physical Examination for SITRAH Drivers	Humacao	2019	F		4,230	1,410	5,640	Narrative Justification Submitted	Toll Credit	Carryover FY19 \$1,410 FY20 \$2,820
				S				-			
				T		4,230	1,410	5,640			
99	Preventive Maintenance Cost for Nine (9) Vehicles	Juncos	2014	F		153,124		153,124	Narrative Justification Submitted	Toll Credit	Carryover FY17 \$53,161, FY18 \$33,628 FY19 \$52,436
				S	-			-			
				T	-	153,124		153,124			
100	Provision of Paratransit Services in Accordance with ADA Regulations	Juncos	2015	F		264,577		264,577	Narrative Justification Submitted	Toll Credit	Carryover funds for FY17 \$65,650, FY18 \$65,650 & FY19 \$63,370
				S	-		-	-			
				T		264,577	-	264,577			
101	Purchase of Equipment for Municipal Transit Garage	Juncos	2013	F		20,000	-	20,000	Narrative Justification Submitted	Toll Credit	Carryover Funds FY 2013 in TrAMS # 3050-2016-1
				S	-		-	-			
				T	-	20,000	-	20,000			
102	Replacement of Two(2) 30 Ft vehicles	Juncos	2018	F		320,000	-	320,000	Narrative Justification Submitted	Toll Credit	Carryover Funds FY 2018 \$320,000
				S		-	-	-			
				T	-	320,000	-	320,000			

GOVERNMENT OF PUERTO RICO
PUERTO RICO DEPARTMENT OF TRANSPORTATION AND PUBLIC WORKS
PUERTO RICO HIGHWAY AND TRANSPORTATION AUTHORITY
STATEWIDE TRANSPORTATION IMPROVEMENT PROGRAM
FISCAL YEARS 2019 - 2022
AMENDMENT #2

SECTION 5307: SAN JUAN URBANIZED AREA (SJUA)

Num.	Description	Grantee	Year	Annual Element				Total Estimated Cost	Project Justification	Source of Local Funds	Remarks
				2019	2020	2021	2022				
103	Reconstruction of sidewalks, curbs and gutters along main transit routes to acces transit stops, including engineering and supervision.	Juncos	2019	F		725,000		725,000	Narrative Justification Submitted	Toll Credit	Carryover Funds FY2019 \$362,500, FY 2020 \$362,500
				S				-			
				T		725,000		725,000			
104	Reconstruction of sidewalks, curbs and gutters along main transit routes to acces transit stops, including engineering and supervision.(Phase 3)	Juncos	2020	F		304,921		304,921	Narrative Justification Submitted	Toll Credit	Carryover Funds FY2020
				S				-			
				T		304,921		304,921			
105	Employee Trainings	Juncos	2020	F		16,000		16,000	Narrative Justification Submitted	Toll Credits	Carryover Funds FY2020
				S				-			
				T		16,000		16,000			
106	Engineering, Design and Environmental Compliance for the Construction of Maintenance Facilities, Phase I	Las Piedras	2016	F		120,000		120,000	Narrative Justification Submitted	Toll Credits	Carryover Funds FY16
				S				-			
				T		120,000		120,000			
107	Construction of Maintenance Facilities, Phase II	Las Piedras	2018	F		284,000	-	284,000	Narrative Justification Submitted	Toll Credits	Carryover FY18
				S			-	-			
				T		284,000	-	284,000			
108	Provision of Paratransit Services in Accordance with ADA Regulations	Manatí	2017	F		185,646		185,646	Narrative Justification Submitted	Toll Credits	FY18 \$61,882 & FY19 \$61,882
				S				-			
				T		185,646		185,646			
109	Preventive Maintenance Cost for Transit Fleet	Manatí	2017	F		100,218		100,218	Narrative Justification Submitted	Toll Credits	FY 18 \$33,406, FY19 \$33,406 & FY20 \$66,812
				S				-			
				T		100,218		100,218			
110	Environmental Study, Design and Construction of Transfer Station and Maintenance Garage	Manatí	2017	F		218,400	-	218,400	Narrative Justification Submitted	Toll Credits	Subject to complete Grant in TRAMS. Carryover FY2018
				S			-	-			
				T		218,400	-	218,400			
111	Additional Funds for the Acquisition of Land for the Construction of Transfer Station and Maintenance Garage	Manatí	2018	F		146,400	-	146,400	Narrative Justification Submitted	Toll Credits	Carryover FY18
				S			-	-			
				T		146,400	-	146,400			
112	Replacement of buses for the fixed route fleet	MBA	2018	F		1,770,060	5,700,000	7,470,060	Narrative Justification Submitted	Toll Credits	Combination of funds with Section 5339 State (\$3,929,940).FY2023 \$5,700,000
				S				-			
				T		1,770,060	5,700,000	7,470,060			
113	Acquisition and replacement of tools for maintenance shop and office equipment	MBA	2019	F		300,000		300,000	Narrative Justification Submitted	Toll Credit	Carryover FY19 \$300,000
				S				-			
				T		300,000	-	300,000			
114	Preventive Maintenance for the Fixed Route and Paratransit Fleet	MBA	2018	F		10,000,000	10,000,000	20,000,000	Narrative Justification Submitted	Toll Credits	Carryover FY18 \$12,000,000 Transfer of funds from AUA Section 5307 \$1,368,210.00
				S				-			
				T		10,000,000	10,000,000	20,000,000			

GOVERNMENT OF PUERTO RICO
 PUERTO RICO DEPARTMENT OF TRANSPORTATION AND PUBLIC WORKS
 PUERTO RICO HIGHWAY AND TRANSPORTATION AUTHORITY
 STATEWIDE TRANSPORTATION IMPROVEMENT PROGRAM
 FISCAL YEARS 2019 - 2022
 AMENDMENT #2

SECTION 5307: SAN JUAN URBANIZED AREA (SJUA)

Num.	Description	Grantee	Year	Annual Element				Total Estimated Cost	Project Justification	Source of Local Funds	Remarks
				2019	2020	2021	2022				
115	Project Administration	MBA	2019	F		100,000	-	100,000	Narrative Justification Submitted	Toll Credits	Carryover FY19 \$100,000
				S				-			
				T	-	100,000	-	100,000			
116	Replacement of twelve (12) paransit unit	MBA	2019	F		1,000,000	-	1,000,000	Narrative Justification Submitted	Toll Credits	Carryover FY19 \$500,000
				S				-			
				T		1,000,000	-	1,000,000			
117	Support Vehicles for the Maintenance Area	MBA	2021	F		600,000		600,000	Narrative Justification Submitted	Toll Credits	
				S							
				T		600,000		600,000			
118	Improvements of the Public Transportation Terminal	Morovis	2019	F		813,210	-	813,210	Narrative Justification Submitted	Toll Credits	Carryover FY19
				S				-			
				T		813,210	-	813,210			
119	Acquisition of two (2) buses- 11 passengers for fixed routes	Naranjito	2019	F		160,000		160,000	Narrative Justification Submitted	Toll Credits	Carryover FY19 TRAMS#5489-2020-28
				S				-			
				T		160,000		160,000			
120	Improvements to existing Ignacio Morales Acosta Street (sidewalks and pedestrian walkway) for Full Street Concept to Connect with the Collective Transportation Terminal of the Municipality of Naranjito (Phase 1 of 2)	Naranjito	2020	F		86,948		86,948	Narrative Justification Submitted	Toll Credits	Carryover FY19 TRAMS#5489-2020-28
				S				-			
				T		86,948		86,948			
121	Improvements to existing Ignacio Morales Acosta Street (sidewalks and pedestrian walkway) for Full Street Concept to Connect with the Collective Transportation Terminal of the Municipality of Naranjito (Phase 2 of 2)	Naranjito	2020	F		884,041		884,041	Narrative Justification Submitted	Toll Credits	
				S				-			
				T		884,041		884,041			
122	Preventive Maintenance Cost for Tren Urbano	PRHTA/ATI-TU	2016	F		9,500,000		9,500,000	Narrative Justification Submitted	Toll Credits	
				S				-			
				T		9,500,000		9,500,000			

GOVERNMENT OF PUERTO RICO
 PUERTO RICO DEPARTMENT OF TRANSPORTATION AND PUBLIC WORKS
 PUERTO RICO HIGHWAY AND TRANSPORTATION AUTHORITY
 STATEWIDE TRANSPORTATION IMPROVEMENT PROGRAM
 FISCAL YEARS 2019 - 2022
 AMENDMENT #2

SECTION 5307: SAN JUAN URBANIZED AREA (SJUA)

Num.	Description	Grantee	Year	Annual Element				Total Estimated Cost	Project Justification	Source of Local Funds	Remarks
				2019	2020	2021	2022				
123	Technical Oversight for TU Operator	PRHTA/ATI-TU	2020	F			1,500,000	1,500,000	Narrative Justification Submitted	Toll Credits	Carryover FY20
				S	-	-		-			
				T	-		1,500,000	1,500,000			
124	Design and Engineering Integración de Sistema de Autobuses de Transporte Colectivo (BRT) PR 52-PR 18.	PRHTA	2020	F				-		Toll Credits	In House
				S				-			
				T				-			
125	Construction Integración de Sistema de Autobuses de Transporte Colectivo (BRT) PR 52-PR 18.	PRHTA	2020	F			5,000,000	5,000,000		Toll Credits	FY 23 (\$13,000,000)
				S				-			
				T			5,000,000	5,000,000			
126	Funds for Vessel Parts, Equipment and Drydocking	PRHTA/ATM	2017	F		1,500,000		1,500,000	Narrative Justification Submitted	Toll Credits	Carryover FY2017
				S				-			
				T		1,500,000		1,500,000			
127	Surveillance and Security System for Terminal and Vessels	PRHTA/ATM	2017	F		800,000	-	800,000	Narrative Justification Submitted	Toll Credits	Carryover FY2017
				S	-		-	-			
				T	-	800,000	-	800,000			
128	Preventive Maintenance and Related Material Cost	PRHTA/ATM	2017	F		1,500,000		1,500,000	Narrative Justification Submitted	Toll Credits	Carryover FY2017
				S	-		-	-			
				T	-	1,500,000	-	1,500,000			
129	Improvement to San Juan Maintenance Base	PRHTA/ATM	2017	F		480,000	-	480,000	Narrative Justification Submitted	Toll Credits	Carryover FY2017
				S	-		-	-			
				T	-	480,000	-	480,000			
130	Acquisition of Travelift for Isla Grande Maintenance Base for the ATM System.	PRHTA/ATM	2017	F		3,996,110	-	3,996,110	Narrative Justification Submitted	Toll Credits	Carryover FY2017
				S	-		-	-			
				T	-	3,996,110	-	3,996,110			
131	Drug and Alcohol Test	Salinas	2020	F		80	-	80	Narrative Justification Submitted	Toll Credits	Carryover FY2020
				S			-	-			
				T		80	-	80			
132	Purchase of Two (2) Pick Up Truck	San Juan	2013	F		40,000	-	40,000	Narrative Justification Submitted	Toll Credits	Carryover Funds FY 2013 in TRAMS# 1886-2019-4
				S			-	-			
				T		40,000	-	40,000			
133	Acquisition of Vehicles to Improve Public Transportation Services	San Juan	2017	F		650,000	-	650,000	Narrative Justification Submitted	Toll Credits Requested	Carryover Funds FY17 in TRAMS#1886-2019-4
				S			-	-			
				T		650,000	-	650,000			
134	Improvements to the Juan Palerm (East Terminal) Público Vehicles Terminal	San Juan	2014	F		300,000	-	300,000	Narrative Justification Submitted	Toll Credits Requested by Municipality	Carryover Funds FY 2014 in TRAMS#1886-2019-1
				S	-		-	-			
				T		300,000	-	300,000			
135	Preventive Maintenance for Red Conecta	San Juan	2016	F		2,338,164	597,755	2,935,919	Narrative Justification Submitted	Toll Credits Requested by Municipality	TRAMS # 1886-2019-3 FY14 to FY16 \$718,528. Carryover FY17 \$441,822.
				S	-			-			
				T	-	2,338,164	597,755	2,935,919			

GOVERNMENT OF PUERTO RICO
 PUERTO RICO DEPARTMENT OF TRANSPORTATION AND PUBLIC WORKS
 PUERTO RICO HIGHWAY AND TRANSPORTATION AUTHORITY
 STATEWIDE TRANSPORTATION IMPROVEMENT PROGRAM
 FISCAL YEARS 2019 - 2022
 AMENDMENT #2

SECTION 5307: SAN JUAN URBANIZED AREA (SJUA)

Num.	Description	Grantee	Year	Annual Element				Total Estimated Cost	Project Justification	Source of Local Funds	Remarks
				2019	2020	2021	2022				
136	Replacement of four (4) trolley buses	San Juan	2015	F		800,000	-	800,000	Narrative Justification Submitted	Toll Credits Requested by Municipality	Carryover Funds \$800,000 FY 2015 in TRAMS # 1886-2019-4
				S	-		-	-			
				T		800,000	-	800,000			
137	Construction of Paseo Lineal Miramar-Condado	San Juan	2016	F		3,200,000	-	3,200,000	Narrative Justification Submitted	Certification Prepared by the Municipality	Carryover Funds \$3,200,000 FY 2016 in TrAMS # 1886-2019-1. Associated Transit Improvements-Bicycle paths
				S			-	-			
				T		3,200,000	-	3,200,000			
138	Reconstruction of selected sidewalks within walking distance (0.5 miles) of transit stops in the main urban areas of San Juan.	San Juan	2019	F		388,126		388,126	Narrative Justification Submitted	Toll Credit	Carryover funds FY19 Application 1886-2019-5
				S				-			
				T		388,126		388,126			
139	Architectural and Engineering Design for Francisco Pereira Transportation Center	San Lorenzo	2021	F		459,550		459,550	Narrative Justification Submitted	Toll Credit	
				S				-			
				T		459,550		459,550			
140	Provision of Paratransit Services in Accordance with ADA Regulations	San Lorenzo	2015	F		218,399		218,399	Narrative Justification Submitted	Toll Credit	FY 17 \$72,107, FY18 \$72,721 & FY2020 \$73,571; FY 2019 \$72,107 TRAMS# 5874-2019-1
				S				-			
				T		218,399		218,399			
141	Preventive Maintenance Cost for Transit Fleet	San Lorenzo	2020	F		120,000		120,000	Narrative Justification Submitted	Toll Credit	
				S				-			
				T		120,000		120,000			
142	Acquisition and Installation of a Virtual Camera System for the security in the Public Transportation Routes Stop Sites	San Lorenzo	2017	F		231,200	-	231,200	Narrative Justification Submitted	Toll Credit	Carryover FY17 \$231,200 TRAMS# 5874-2019-1
				S			-	-			
				T		231,200	-	231,200			
143	Purchase & Installation of Stop and Street Signs for the three (3) Public Transportation Routes	San Lorenzo	2017	F		135,360	-	135,360	Narrative Justification Submitted	Toll Credit	Carryover FY17 \$135,360 TRAMS# 5874-2019-1
				S			-	-			
				T		135,360	-	135,360			
144	Purchase & Installation of Fifteen (15) Shelters for the Public Transportation Route	San Lorenzo	2017	F		48,000	-	48,000	Narrative Justification Submitted	Toll Credit	Carryover FY17 \$48,000 TRAMS# 5874-2019-1
				S			-	-			
				T		48,000	-	48,000			
145	Construction Ramps and Reconstruction Sidewalks along Trolley Route	San Lorenzo	2018	F		453,636		453,636	Narrative Justification Submitted	Toll Credit	Carryover FY2018 \$453,636 TRAMS# 5874-2019-1
				S				-			
				T		453,636		453,636			
146	Preventive Maintenance Cost for Transit Fleet	Toa Baja	2015	F		182,358		182,358	Narrative Justification Submitted	Toll Credits	Carryover Funds \$91,179 FY15, \$91,179 FY16 TRAMS# 5415-2016-1.
				S				-			
				T		182,358		182,358			

GOVERNMENT OF PUERTO RICO
 PUERTO RICO DEPARTMENT OF TRANSPORTATION AND PUBLIC WORKS
 PUERTO RICO HIGHWAY AND TRANSPORTATION AUTHORITY
 STATEWIDE TRANSPORTATION IMPROVEMENT PROGRAM
 FISCAL YEARS 2019 - 2022
 AMENDMENT #2

SECTION 5307: SAN JUAN URBANIZED AREA (SJUA)

Num.	Description	Grantee	Year		Annual Element				Total Estimated Cost	Project Justification	Source of Local Funds	Remarks
					2019	2020	2021	2022				
147	Radios Communication Units Five (5)	Toa Baja	2015	F			12,200		12,200	Narrative Justification Submitted	Toll Credits	Carryover Funds \$12,200 FY 2015 TRAMS# 5415-2016-1
				S					-			
				T			12,200		12,200			
148	Installation of four (4) Bus Shelter for the New Routes Candelaria Arenas and Pájaros Ward	Toa Baja	2015	F			38,720		38,720	Narrative Justification Submitted	Toll Credits	Carryover Funds \$38,720 FY 2016 TRAMS# 5415-2016-1
				S					-			
				T			38,720		38,720			
149	One (1) support vehicle for oversight and support the Transit System	Toa Baja	2015	F			24,000		24,000	Narrative Justification Submitted	Toll Credits	Carryover Funds \$24,000 FY 2015 in TRAMS # 5415-2016-1
				S					-			
				T			24,000		24,000			
150	Provision of Paratransit Services in Accordance with ADA Regulations	Toa Baja	2015	F			450,115	233,355	683,470	Narrative Justification Submitted	Toll Credits	Application 5415-2016-1 FY15 \$225,000, FY16 \$225,115
				S					-			
				T			450,115	233,355	683,470			
151	Reconstruction for the sidewalks and handicap ramps for East route- Two (2) Phases.	Toa Baja	2015	F			1,203,137		1,203,137	Narrative Justification Submitted	Toll Credits	TRAMS # 5415-2016-1
				S					-			
				T			1,203,137		1,203,137			
152	Purchase of three (3) Cutaway <30 ft. 24 passenger buses for New Routes Candelaria Arena and Pájaros Ward	Toa Baja	2016	F			336,000		336,000	Narrative Justification Submitted	Toll Credits	Carryover Funds \$336,000 FY 2016 TRAMS# 5415-2016-1
				S					-			
				T			336,000		336,000			
153	Purchase of two (2) Cutaway 30 ft. 24 passenger buses for New Routes to Tren Urbano	Toa Baja	2015	F			280,000		280,000	Narrative Justification Submitted	Toll Credits	Carryover Funds \$280,000 FY 2016 TRAMS# 5415-2016-1
				S					-			
				T			280,000		280,000			
154	Purchase of two (2) Paratransit Minibus to meet additional ADA demand	Toa Baja	2017	F			128,000		128,000	Narrative Justification Submitted	Toll Credits	Carryover FY17 TRAMS#5415-2016-1.
				S					-			
				T			128,000		128,000			
155	Replacement of one (1) Trolley damaged, two (2) Paratransit Minibuses and two (2) Trolley	Toa Baja	2015	F			544,000		544,000	Narrative Justification Submitted	Toll Credits	Carryover Funds \$128,000 FY 2015 & \$128,000 FY 2016 TRAMS# 5415-2016-1. Carryover Funds FY20 \$366,000
				S					-			
				T			544,000		544,000			

GOVERNMENT OF PUERTO RICO
 PUERTO RICO DEPARTMENT OF TRANSPORTATION AND PUBLIC WORKS
 PUERTO RICO HIGHWAY AND TRANSPORTATION AUTHORITY
 STATEWIDE TRANSPORTATION IMPROVEMENT PROGRAM
 FISCAL YEARS 2019 - 2022
 AMENDMENT #2

SECTION 5307: SAN JUAN URBANIZED AREA (SJUA)

Num.	Description	Grantee	Year	Annual Element				Total Estimated Cost	Project Justification	Source of Local Funds	Remarks
				2019	2020	2021	2022				
156	Renovation and repair of Público Terminal at Pueblo Ward	Trujillo Alto	2015	F			650,000	650,000	Narrative Justification Submitted	Toll Credits	Carryover FY 15
				S				-			
				T			650,000	650,000			
157	Preventive Maintenance for Transit Buses, Facilities and ADA Complementary Paratransit activities	Vega Alta	2015	F		159,841		159,841	Narrative Justification Submitted	Toll Credits	Carryover FY2018 \$52,751 FY2019 \$53,279 in Application 5462-2020-1
				S			-	-			
				T		159,841	-	159,841			
158	Preventive Maintenance for Public Transportation Terminal	Vega Alta	2020	F		56,500		56,500	Narrative Justification Submitted	Toll Credits	Carryover FY2020
				S	-			-			
				T	-	56,500		56,500			
159	Operational Assistance for ADA Complementary Paratransit Activities	Vega Alta	2015	F		143,135		143,135	Narrative Justification Submitted	Toll Credits	Carryover Funds FY2017 \$47,394, FY 2018 \$47,394 & FY2019 \$48,347.
				S				-			
				T	-	143,135		143,135			
160	Preventive Maintenance Cost for Transit Fleet	Vega Baja	2015	F		453,300	231,900	685,200	Narrative Justification Submitted	Toll Credits	Carryover FY18 \$76,690, FY19 \$77,730 & FY2020 \$78,507 TRAMS# 5414-2021-1
				S	-			-			
				T	-	453,300	231,900	685,200			
161	Design of bus shelter, sidewalks, ramps and curbs.	Vega Baja	2020	F		10,150		10,150	Narrative Justification Submitted	Toll Credits	Carryover FY2020 TRAMS# 5414-2021-1
				S	-			-			
				T	-	10,150		10,150			
162	Trolley Garage Expansion and Improvements	Vega Baja	2020	F		92,200		92,200	Narrative Justification Submitted	Toll Credits	Carryover FY2020
				S	-			-			
				T	-	92,200		92,200			
163	Bus Fleet Major Repairs	Vega Baja	2020	F		36,000		36,000	Narrative Justification Submitted	Toll Credits	Carryover FY2020 TRAMS# 5414-2021-1
				S	-			-			
				T	-	36,000		36,000			
164	Operation of Paratransit System in Compliance with ADA regulations	Vega Baja	2017	F		314,000	167,000	481,000	Narrative Justification Submitted	Toll Credits	Carryover FY2020 TRAMS# 5414-2021-1
				S				-			
				T	-	314,000	167,000	481,000			
165	Acquisition of Two (2) Cutaway Bus (18-20 Passenger Capacity) for Replacement	Vega Baja	2015	F		280,000		280,000	Narrative Justification Submitted	Toll Credits	Carryover Funds FY 2014 in Application under FTA Consideration TrAMS # 5414- 2016-1
				S				-			
				T		280,000	-	280,000			

GOVERNMENT OF PUERTO RICO
 PUERTO RICO DEPARTMENT OF TRANSPORTATION AND PUBLIC WORKS
 PUERTO RICO HIGHWAY AND TRANSPORTATION AUTHORITY
 STATEWIDE TRANSPORTATION IMPROVEMENT PROGRAM
 FISCAL YEARS 2019 - 2022
 AMENDMENT #2

SECTION 5307: SAN JUAN URBANIZED AREA (SJUA)

Num.	Description	Grantee	Year	Annual Element				Total Estimated Cost	Project Justification	Source of Local Funds	Remarks
				2019	2020	2021	2022				
166	Improvements to Access - Bus shelters on Fixed Routes Services (20 stops)	Vega Baja	2018	F		320,000	-	320,000	Narrative Justification Submitted	Toll Credits	Carryover FY 19 TRAMS# 5414-2019-5
				S			-	-			
				T		320,000	-	320,000			
167	Signage for Bus Stops, Route Information and Cross Walks on Fixed Routes	Vega Baja	2018	F		24,000	-	24,000	Narrative Justification Submitted	Toll Credits	Carryover FY 19 TRAMS# 5414-2021-1
				S			-	-			
				T		24,000	-	24,000			
168	Crosswalks pavement marking for access bus stops on the fixed route #2	Vega Baja	2019	F		20,850		20,850	Narrative Justification Submitted	Toll Credits	Carryover FY2019 \$20,850
				S				-			
				T		20,850		20,850			
169	Acquisition of bikes racks for main bus stops on the Fixed route #2	Vega Baja	2019	F		14,490		14,490	Narrative Justification Submitted	Toll Credits	Carryover FY2019 \$14,490 TRAMS# 5414-2021-1
				S				-			
				T		14,490		14,490			
170	Security systems for two (2) main terminals and fleet tracking devices	Vega Baja	2019	F		9,600		9,600	Narrative Justification Submitted	Toll Credits	Carryover FY2019 \$9,600 TRAMS #5414-2021-1
				S				-			
				T		9,600		9,600			
171	Improvements to access bus shelters on the fixed route #3	Vega Baja	2019	F		452,200		452,200	Narrative Justification Submitted	Toll Credits	Carryover FY2019 \$452,200
				S				-			
				T		452,200		452,200			
172	Paint and Body Works of three (3) buses	Vega Baja	2019	F		8,000		8,000	Narrative Justification Submitted	Toll Credits	Transferred vehicles from PRHTA
				S				-			
				T		8,000		8,000			
173	Preventive Maintenance	Yabucoa	2018	F	-	20,000	10,000	30,000	Narrative Justification Submitted	Toll Credits	Carryover FY2020
				S				-			
				T	-	20,000	10,000	30,000			
174	Design and Engineering for the construction of downtown center of transportation terminal	Yabucoa	2019	F		700,000		700,000	Narrative Justification Submitted	Toll Credits	Carryover FY19 TRAMS# 6841-2020-1
				S				-			
				T		700,000		700,000			
175	Acquisition and Installation of Signage and Electronic Programming System along Trolley Route Street & Stops	Yabucoa	2020	F				-	Narrative Justification Submitted	Toll Credits	FY 23 (\$900,000)
				S				-			
				T				-			

GOVERNMENT OF PUERTO RICO
 PUERTO RICO DEPARTMENT OF TRANSPORTATION AND PUBLIC WORKS
 PUERTO RICO HIGHWAY AND TRANSPORTATION AUTHORITY
 STATEWIDE TRANSPORTATION IMPROVEMENT PROGRAM
 FISCAL YEARS 2019 - 2022
 AMENDMENT #2

SECTION 5307: SAN JUAN URBANIZED AREA (SJUA)

Num.	Description	Grantee	Year	Annual Element				Total Estimated Cost	Project Justification	Source of Local Funds	Remarks
				2019	2020	2021	2022				
176	Construction of Downtown Center of Transportation Terminal	Yabucoa	2019	F			2,900,000	2,900,000	Narrative Justification Submitted	Toll Credits	
				S				-			
				T			2,900,000	2,900,000			
177	Acquisition of three (3) 30 feet Low Rider Buses for the replacement of two (2) mini buses and one (1) trolley	Yabucoa	2020	F			1,200,000	1,200,000	Narrative Justification Submitted	Toll Credits	
				S				-			
				T			1,200,000	1,200,000			
		Total Federal Funds:		-	-	74,985,241	34,151,333	109,065,533			
		Total State or Local Funds:		-	-	-	-	-			
		Total:		-	-	74,985,241	34,151,333	109,065,533			



Government of Puerto Rico

Puerto Rico Department of Transportation and Public Works

Puerto Rico Highway and Transportation Authority

Statewide Transportation Improvement Program (STIP)

FEDERAL TRANSIT ADMINISTRATION (FTA)

San Juan Urbanized Area (SJUA)

(UA > 1,000,000 in Population)

Section 5307- Reprogrammed Funds

GOVERNMENT OF PUERTO RICO
 PUERTO RICO DEPARTMENT OF TRANSPORTATION AND PUBLIC WORKS
 PUERTO RICO HIGHWAY AND TRANSPORTATION AUTHORITY
 STATEWIDE TRANSPORTATION IMPROVEMENT PROGRAM
 FISCAL YEARS 2019 - 2022
 AMENDMENT #2

SECTION 5307: REPROGRAMMING FUNDS SAN JUAN URBANIZED AREA

Num.	Description	Grantee	Year Apportioned	Annual Element		Three Years Program			Total Estimated Cost	Project Justification	Source of Local Funds	Remarks
					2019	2020	2021	2022				
1	Employee Education Training for Security and Emergency	Guaynabo	2020	F			18,665		18,665	Narrative Justification Submitted	Toll Credit	Project will be using Grants FY15 PR-90XP52
				S								
				T			18,665		18,665			
2	Employee Uniforms	Guaynabo	2020	F			27,048		27,048	Narrative Justification Submitted	Toll Credit	Project will be using Grants FY15 PR-90XP52
				S								
				T			27,048		27,048			
3	Paint and Body Works Vehicles Fleet	Guaynabo	2020	F			43,910		43,910	Narrative Justification Submitted	Toll Credit	Project will be using Grants FY15 PR-90XP52
				S								
				T			43,910		43,910			
4	Purchase of three (3) Low Floor Transit Buses for the Public Transportation System	Carolina	2020	F			986,524		986,524	Narrative Justification Submitted	Toll Credit	Project will be using Grants FY 2006 PR-90-X231
				S					-			
				T			986,524		986,524			
5	Rehabilitation of San Juan Pier for the Port Authority	PRPA	2020	F			68,000,000		68,000,000		Toll Credit	Federal Funds will be requested to competitive funding.
				S					-			
				T			68,000,000		68,000,000			
		Total Federal Funds:			-	-	69,076,147	-	69,076,147			
		Total State or Local Funds:			-	-	-	-	-			
		Total			-	-	69,076,147	-	69,076,147			



Government of Puerto Rico

Puerto Rico Department of Transportation and Public Works
Puerto Rico Highway and Transportation Authority

Statewide Transportation Improvement Program (STIP)

FEDERAL TRANSIT ADMINISTRATION (FTA)

San Juan Urbanized Area (SJUA)

(UA > 1,000,000 in Population)

Operating Assistance Special Rule

Section 5307

GOVERNMENT OF PUERTO RICO
 PUERTO RICO DEPARTMENT OF TRANSPORTATION AND PUBLIC WORKS
 PUERTO RICO HIGHWAY AND TRANSPORTATION AUTHORITY
 STATEWIDE TRANSPORTATION IMPROVEMENT PROGRAM
 FISCAL YEARS 2019 - 2022
 AMENDMENT #2

SECTION 5307: FTA OPERATING ASSISTANCE SPECIAL RULE, SAN JUAN URBANIZED AREA

Num.	Description	Grantee	Year Apportioned		Annual Element	Three Years Program			Total Estimated Cost	Project Justification	Source of Local Funds	Remarks
					2019	2020	2021	2022				
1	Operating Assistance Special Rule	PRHTA/ATI	2014	F			1,661,361	1,709,969	3,371,330			Carryover Funds \$1,661,361 FY 2015 & \$1,709,969 FY 2016
				S	-	-	1,661,361	1,709,969	3,371,330			
				T		-	3,322,722	3,419,938	6,742,660			
2	Operating Assistance Special Rule	MBA	2021	F			2,883,403	2,792,686	5,676,089			
				S	-		2,883,403	2,792,686	5,676,089			
				T			5,766,806	5,585,372	11,352,178			
3	Operating Assistance Special Rule	Bayamón	2019	F			197,263		197,263			Carryover Funds FY 2019 (\$197,263) TRAMS #2008-2021-1
				S	-	-	197,263	-	197,263			
				T		-	394,526	-	394,526			
4	Operating Assistance Special Rule	Caguas	2017	F			179,974	226,510	406,484			Carryover Funds FY17 \$179,974, FY18 \$181,682 & FY19 \$208,342
				S	-		179,974	226,510	406,484			
				T	-	-	359,948	453,020	812,968			
5	Operating Assistance Special Rule	Carolina	2018	F			447,721		447,721			Carryover Funds FY19 \$447,721
				S			447,721	-	447,721			
				T	-	-	895,442	-	895,442			
6	Operating Assistance Special Rule	Cayey	2016	F			175,609		175,609			Carryover Funds FY16 \$53,114, FY18 \$56,468 & FY19 \$66,027 TRAMS # 5584-2018-1
				S			175,609		175,609			
				T	-	-	351,218		351,218			
7	Operating Assistance Special Rule	Dorado	2015	F			94,312	90,281	184,593			Carryover Funds FY17 Partial Allocation \$31,840, FY18 \$62,472 & FY19 \$90,281.
				S	-		94,312	90,281	184,593			
				T	-		188,624	180,562	369,186			
8	Operating Assistance Special Rule	Guaynabo	2018	F			656,251		656,251			Carryover Funds FY 18 \$318,989 & FY19 \$337,262. TrAMS # 1905-2020-1
				S	-	-	656,251		656,251			
				T	-	-	1,312,502		1,312,502			
9	Operating Assistance Special Rule	Gurabo	2015	F				36,884	36,884			Carryover Funds \$10,954 FY 2015 & \$20,431 FY 2016
				S	-	-		36,884	36,884			
				T		-		73,768	73,768			

GOVERNMENT OF PUERTO RICO
 PUERTO RICO DEPARTMENT OF TRANSPORTATION AND PUBLIC WORKS
 PUERTO RICO HIGHWAY AND TRANSPORTATION AUTHORITY
 STATEWIDE TRANSPORTATION IMPROVEMENT PROGRAM
 FISCAL YEARS 2019 - 2022
 AMENDMENT #2

SECTION 5307: FTA OPERATING ASSISTANCE SPECIAL RULE, SAN JUAN URBANIZED AREA

Num.	Description	Grantee	Year Apportioned	Annual Element	Three Years Program				Total Estimated Cost	Project Justification	Source of Local Funds	Remarks
				2019	2020	2021	2022					
10	Operating Assistance Special Rule	Humacao	2014	F			149,268		149,268			Carryover Funds \$50,026 FY 2014, \$47,701 FY 2015 & \$51,541 in Application under FTA Consideration TrAMS # 5567-2017-1
				S			149,268	-	149,268			
				T		-	298,536	-	298,536			
11	Operating Assistance Special Rule	Juncos	2018	F				128,558	128,558			Carryover Funds FY18 \$80,258, FY19 \$48,300
				S	-			128,558	128,558			
				T	-			257,116	257,116			
12	Operating Assistance Special Rule	Manatí	2018	F				42,738	42,738			Carryover Funds FY18 \$42,738
				S				42,738	42,738			
				T	-	-		85,476	85,476			
13	Operating Assistance Special Rule	San Juan	2014	F			661,280		661,280			Application under FTA Consideration TrAMS # 1886-2020-2. FY18 \$324,018 FY 19 \$337,262
				S			661,280	-	661,280			
				T	-		1,322,560	-	1,322,560			
14	Operating Assistance Special Rule	San Lorenzo	2018	F			45,515	287,491	333,006			Carryover Funds FY18 \$45,515 in Application under Consideration Trams 5874-2019-1. Carryover Funds FY19 \$96,876.
				S			45,515	287,491	333,006			
				T			91,030	574,982	666,012			
15	Operating Assistance Special Rule	Toa Baja	2014	F			778,594		778,594			Carryover Funds FY 2015 \$88,397 FY 2016 \$ 94,721 & F18 \$201,628 in TrAMS #5415-2016-1
				S	-		778,594	-	778,594			
				T	-		1,557,188	-	1,557,188			
16	Operating Assistance Special Rule	Vega Alta	2018	F			111,029		111,029			FY18 \$40,896 & FY19 \$70,133 in application under FTA Consideration. TrAMS # 5462-2020-1
				S	-		111,029	-	111,029			
				T	-		222,058	-	222,058			
17	Operating Assistance Special Rule	Vega Baja	2019	F			163,038		163,038			Carryover Funds FY17, FY18 & FY19
				S			163,038	-	163,038			
				T	-		326,076	-	326,076			
		Total Federal Funds:			-	-	8,204,618	5,315,117	13,519,735			
		Total State or Local Funds:			-	-	8,204,618	5,315,117	13,519,735			
		Total:			-	-	16,409,236	10,630,234	27,039,470			



Government of Puerto Rico

Puerto Rico Department of Transportation and Public Works
Puerto Rico Highway and Transportation Authority

Statewide Transportation Improvement Program (STIP)

FEDERAL TRANSIT ADMINISTRATION (FTA)

San Juan Urbanized Area (SJUA)

(UA > 1,000,000 in Population)

Section 5310

GOVERNMENT OF PUERTO RICO
PUERTO RICO DEPARTMENT OF TRANSPORTATION AND PUBLIC WORKS
PUERTO RICO HIGHWAY AND TRANSPORTATION AUTHORITY
STATEWIDE TRANSPORTATION IMPROVEMENT PROGRAM
FISCAL YEARS 2019 - 2022
AMENDMENT #2

SECTION 5310: ELDERLY AND PERSONS WITH DISABILITIES PROGRAM, SAN JUAN URBANIZED AREA

Num.	Description	Grantee	Year Apportioned	Annual Element	Three Years Program				Total Estimated Cost	Project Justification	Source of Local Funds	Remark
					2019	2020	2021	2022				
1	Preventive Maintenance for three (3) 5310 Transit Fleet for the Municipality of Aibonito	PRHTA	2019	F			27,875	7,500	35,375	Narrative Justificacion Submitted by the Municipality	Toll Credits	
				S	-	-	-	-	-			
				T			27,875	7,500	35,375			
2	Operating Assistance for the Municipality of Aibonito	PRHTA	2021	F			27,739		27,739	Narrative Justificacion Submitted by the Municipality	Toll Credits	
				S	-	-	-	-	-			
				T			27,739		27,739			
3	Acquisition of (2) 11-passenger vehicles for the Municipality of Barranquitas	PRHTA	2021	F			200,000		200,000	Narrative Justificacion Submitted by the Municipality	Toll Credits	
				S					-			
				T			200,000		200,000			
4	Acquisitions of two (2) 16 passenger buses for the Municipality of Caguas	PRHTA	2021	F			200,000		200,000	Narrative Justificacion Submitted by the Municipality	Toll Credits	
				S					-			
				T			200,000		200,000			
5	Acquisitions of one (1) 11 passenger buses for the Municipality of Caguas	PRHTA	2021	F			100,000		100,000	Narrative Justificacion Submitted by the Municipality	Toll Credits	
				S					-			
				T			100,000		100,000			
6	Preventive Maintenance for the 5310 Transit Fleet for the Municipality of Caguas	PRHTA	2021	F			20,000		20,000	Narrative Justificacion Submitted by the Municipality	Toll Credits	
				S					-			
				T			20,000		20,000			
7	Operating Assistance for the 5310 Transit Fleet for the Municipality of Caguas	PRHTA	2021	F			160,000		160,000	Narrative Justificacion Submitted by the Municipality	Toll Credits	
				S					-			
				T			160,000		160,000			
9	Operating Assistance for the 5310 Transit Fleet for the Municipality of Cayey	PRHTA	2021	F			160,000		160,000	Narrative Justificacion Submitted by the Municipality	Toll Credits	
				S					-			
				T			160,000		160,000			
10	Acquisition of Two (2) Paratransit Vans 11 passengers for the COSSMA	PRHTA	2021	F			200,000		200,000	Narrative Justificacion Submitted by the Municipality	Toll Credits	
				S					-			
				T			200,000		200,000			
11	Preventive Maintenance 5310 for the COSSMA	PRHTA	2021	F			31,634		31,634	Narrative Justificacion Submitted by the Municipality	Toll Credits	
				S					-			
				T			31,634		31,634			
12	Operating Assistance for the 5310-COSSMA	PRHTA	2021	F			27,739		27,739	Narrative Justificacion Submitted by the Municipality	Toll Credits	
				S					-			
				T			27,739		27,739			
13	Operating Assistance, 5310 Transit Fleet for the Municipality of Ciales	PRHTA	2020	F			93,400	80,525	173,925	Narrative Justificacion Submitted by the Municipality	Toll Credits	FY 2023 (\$80,525)
				S	-				-			
				T			93,400	80,525	173,925			
14	Operating Assistance for five (5) 5310 Transit Fleet Vehicles for the Municipality of Coamo	PRHTA	2019	F			118,875	106,000	224,875	Narrative Justificacion Submitted by the Municipality	Toll Credits	
				S		-			-			
				T			118,875	106,000	224,875			

GOVERNMENT OF PUERTO RICO
 PUERTO RICO DEPARTMENT OF TRANSPORTATION AND PUBLIC WORKS
 PUERTO RICO HIGHWAY AND TRANSPORTATION AUTHORITY
 STATEWIDE TRANSPORTATION IMPROVEMENT PROGRAM
 FISCAL YEARS 2019 - 2022
 AMENDMENT #2

SECTION 5310: ELDERLY AND PERSONS WITH DISABILITIES PROGRAM, SAN JUAN URBANIZED AREA

Num.	Description	Grantee	Year Apportioned	Annual Element	Three Years Program				Total Estimated Cost	Project Justification	Source of Local Funds	Remark
				2019	2020	2021	2022					
15	Preventive Maintenance for five (5) 5310 Transit Fleet Vehicles for the Municipality of Coamo	PRHTA	2019	F			23,110	10,235	33,345	Narrative Justificacion Submitted by the Municipality	Toll Credits	
				S				-				
				T			23,110	10,235	33,345			
16	Acquisitions of two (2) 11 passenger buses for the Instituto Psicopedagógico de PR	PRHTA	2021	F			200,000		200,000	Narrative Justificacion Submitted by the Entity	Toll Credits	
				S				-				
				T			200,000		200,000			
17	Acquisitions of one (1) Support Vehicle for the Municipality of Las Piedras	PRHTA	2021	F			40,000		40,000	Narrative Justificacion Submitted by the Municipality	Toll Credits	
				S				-				
				T			40,000		40,000			
18	Acquisitions of three (3) minibuses, 16 passenger capacity for Municipality of Loiza	PRHTA	2021	F			300,000		300,000	Narrative Justificacion Submitted by the Municipality	Toll Credits	
				S	-	-	-	-				
				T		-	300,000		300,000			
19	Operating Assistance for two (2) 5310 Transit Fleet Vehicles for the Municipality of Salinas	PRHTA	2021	F			50,000		50,000	Narrative Justificacion Submitted by the Municipality	Toll Credits	
				S				-				
				T			50,000		50,000			
20	Preventive Maintenance for two (2) 5310 Transit Fleet Vehicles for the Municipality of Salinas	PRHTA	2021	F			16,075		16,075	Narrative Justificacion Submitted by the Municipality	Toll Credits	
				S				-				
				T			16,075		16,075			
21	Drugs and Alcohol Test for two (2) 5310 Transit Fleet vehicles for the Municipality of Salinas	PRHTA	2019	F			12,955		12,955	Narrative Justificacion Submitted by the Municipality	Toll Credits	
				S				-				
				T			12,955		12,955			
22	Acquisitions of two (2) 11 passenger buses for the Municipality of San Lorenzo	PRHTA	2021	F			200,000		200,000	Narrative Justificacion Submitted by the Municipality	Toll Credits	
				S				-				
				T			200,000		200,000			
23	Operating Assistance for the 5310 Transit Fleet for the Municipality of San Lorenzo	PRHTA	2021	F			180,000		180,000	Narrative Justificacion Submitted by the Municipality	Toll Credits	
				S				-				
				T			180,000		180,000			
24	Preventive Maintenance for 5310 Transit Fleet six (6) vehicles for the Municipality of Rio Grande	PRHTA	2019	F			36,875	24,000	60,875	Narrative Justificacion Submitted by the Municipality	Toll Credits	
				S				-				
				T			36,875	24,000	60,875			
25	Operating Assistance for 5310 Transit Fleet six (6) vehicles for the Municipality of Rio Grande	PRHTA	2019	F			19,127	6,252	25,379	Narrative Justificacion Submitted by the Municipality	Toll Credits	
				S				-				
				T			19,127	6,252	25,379			
26	Operating Assistance for 5310 Transit Fleet three (3) vehicles for the Municipality of Vega Baja	PRHTA	2019	F			101,875	87,000	188,875	Narrative Justificacion Submitted by the Municipality	Toll Credits	
				S				-				
				T			101,875	87,000	188,875			
27	Preventive Maintenance for 5310 Transit Fleet three (3) vehicles for the Municipality of Vega Baja	PRHTA	2019	F			28,075	13,200	41,275	Narrative Justificacion Submitted by the Municipality	Toll Credits	
				S				-				
				T			28,075	13,200	41,275			
28	Operating Assistance for the 5310 Transit Fleet for the Municipality of Yabucoa	PRHTA	2021	F			200,000			Narrative Justificacion Submitted by the Municipality	Toll Credits	
				S								
				T			200,000					
29	Project Administration	PRHTA	2021	F			254,646	13,200	267,846	Narrative Justificacion Submitted by the Municipality	Toll Credits	
				S				-				
				T			254,646	13,200	267,846			
				F	-	-	3,030,000	347,912	3,177,912			
				S	-	-	-	-	-			
T	-	-	3,030,000	347,912	3,377,912							



Government of Puerto Rico

Puerto Rico Department of Transportation and Public Works

Puerto Rico Highway and Transportation Authority

Statewide Transportation Improvement Program (STIP)

FEDERAL TRANSIT ADMINISTRATION (FTA)

San Juan Urbanized Area (SJUA)

(UA > 1,000,000 in Population)

Section 5329

GOVERNMENT OF PUERTO RICO
 PUERTO RICO DEPARTMENT OF TRANSPORTATION AND PUBLIC WORKS
 PUERTO RICO HIGHWAY AND TRANSPORTATION AUTHORITY
 STATEWIDE TRANSPORTATION IMPROVEMENT PROGRAM
 FISCAL YEARS 2019 - 2022
 AMENDMENT #2

SECTION 5329: STATE SAFETY OVERSIGHT PROGRAM, SAN JUAN URBANIZED AREA

Num.	Description	Grantee	Year	Annual Element		Three Years Program			Total Estimated Cost	Project Justification	Source of Local Funds	Remarks
			Apportioned		2019	2020	2021	2022				
1	State Safety Oversight Program	PREMA	2018	F			\$ 597,695.00	\$ -	\$ -			Application 7275-2020-1 FY18 \$297,050. Carryover FY 2019 \$300,645
				S	-		\$ 149,423.75	\$ -	\$ -			
				T	-		\$ 747,118.75	\$ -	\$ -			
		Total Federal Funds:			-	\$ -	\$ 597,695.00	\$ -	\$ -			
		Total State or Local Funds:			-	\$ -	\$ 149,423.75	\$ -	\$ -			
		Total			-	\$ -	\$ 747,118.75	\$ -	\$ -			



Government of Puerto Rico

Puerto Rico Department of Transportation and Public Works
Puerto Rico Highway and Transportation Authority

Statewide Transportation Improvement Program (STIP)

FEDERAL TRANSIT ADMINISTRATION (FTA)

San Juan Urbanized Area (SJUA)

(UA > 1,000,000 in Population)

Section 5337

GOVERNMENT OF PUERTO RICO
 PUERTO RICO DEPARTMENT OF TRANSPORTATION AND PUBLIC WORKS
 PUERTO RICO HIGHWAY AND TRANSPORTATION AUTHORITY
 STATEWIDE TRANSPORTATION IMPROVEMENT PROGRAM
 FISCAL YEARS 2019 - 2022
 AMENDMENT #2

SECTION 5337: HIGH INTENSITY FIXED GUIDEWAY STATE OF GOOD REPAIR, SAN JUAN URBANIZED AREA

Num.	Description	Grantee	Year Apportioned	Annual Element		Three Years Program			Total Estimated Cost	Project Justification	Source of Local Funds	Remarks
					2019	2020	2021	2022				
1	Preventive Maintenance Cost for Tren Urbano	PRHTA/ATI-TU	2018	F			10,500,000	10,000,000	20,500,000	Narrative Justification Submitted	Toll Credits	Carryover Funds FY18 (\$9,500,000) Combination of Funds with Section 5307.
				S	-		-		-			
				T			10,500,000	10,000,000	20,500,000			
2	Heavy Preventive Maintenance (HPM) 720 for Tren Urbano	PRHTA/ATI-TU	2020	F				8,000,000	8,000,000	Narrative Justification Submitted	Toll Credits	FY2023 \$8,000,000, FY2024 \$8,000,000 FY25 \$8,000,000
				S					-			
				T				8,000,000	8,000,000			
3	Bridge Inspection	PRHTA/ATI-TU	2020	F			1,500,000	-	1,500,000	Narrative Justification Submitted	Toll Credits	
				S	-	-		-	-			
				T	-		1,500,000	-	1,500,000			
4	Bus replacement of two (2) vehicles for Intermodal	PRHTA/ATI-TU	2016	F				1,000,000	1,000,000	Narrative Justification Submitted	Toll Credits	Carryover FY2017
				S					-			
				T				1,000,000	1,000,000			
		Total Federal Funds:			-		12,000,000	19,000,000	31,000,000			
		Total State or Local Funds:			-		-	-	-			
		Total			-		12,000,000	19,000,000	31,000,000			



Government of Puerto Rico

Puerto Rico Department of Transportation and Public Works
Puerto Rico Highway and Transportation Authority

Statewide Transportation Improvement Program (STIP)

FEDERAL TRANSIT ADMINISTRATION (FTA)

San Juan Urbanized Area (SJUA)

(UA > 1,000,000 in Population)

Section 5339

GOVERNMENT OF PUERTO RICO
 PUERTO RICO DEPARTMENT OF TRANSPORTATION AND PUBLIC WORKS
 PUERTO RICO HIGHWAY AND TRANSPORTATION AUTHORITY
 STATEWIDE TRANSPORTATION IMPROVEMENT PROGRAM
 FISCAL YEARS 2019 - 2022
 AMENDMENT #2

SECTION 5339: BUS AND BUS FACILITIES PROGRAM, SAN JUAN URBANIZED AREA

Num.	Description	Grantee	Year Apportioned		Three Years Program			Total	Est. Cost	Project Justification	Source of Local Funds	Remarks
					2019	2020	2021					
1	Replacement of Thirty-Six (36) Trolley Bus Stops, Phase 1	Bayamón	2018	F			176,000		176,000	Narrative Justification Submitted	Toll Credit	Carryover Funds FY 2018
				S		-			-			
				T			176,000		176,000			
2	Renovation and Development of the Francisco Pereira Transportation Terminal	Caguas	2015	F			4,768,478		4,768,478	Narrative Justification Submitted	Toll Credits	Carryover funds FY 2015 (\$2,384,239) FY 2016 (\$2,384,239)
				S								
				T			4,768,478		4,768,478			
3	Acquisition of two (2) vehicles GPS	Caguas	2020	F			869		869	Narrative Justification Submitted	Toll Credits	Carryover Funds FY20 TrAMS 2417-2021-1
				S								
				T			869		869			
4	Acquisition of four (4) mini-buses for replacement (24 passenger capacity)	Caguas	2020	F			680,000		680,000	Narrative Justification Submitted	Toll Credits	Carryover Funds FY20 TrAMS #2417-2021-1
				S								
				T			680,000		680,000			
5	Acquisition of four (4) mini-buses for replacement (24 passenger capacity)	Caguas	2020	F				680,000	680,000	Narrative Justification Submitted	Toll Credits	Carryover Funds FY20
				S								
				T		-		680,000	680,000			
6	Acquisition of twenty (20) Automatic Passenger Counting	Caguas	2020	F			95,000		95,000	Narrative Justification Submitted	Toll Credits	Carryover Funds FY20
				S								
				T			95,000		95,000			
7	Purchases of Equipment and Tools for the Municipality Garage	Carolina	2020	F			62,000		62,000	Narrative Justification Submitted	Toll Credits	Carryover Funds FY20 TRAMS #2038-2020-3
				S								
				T			62,000		62,000			
8	Purchases of Electronic Equipment and Accessories for Transportation Services Offices	Carolina	2020	F			2,500		2,500	Narrative Justification Submitted	Toll Credits	Carryover Funds FY20 TRAMS #2038-2020-3
				S								
				T			2,500		2,500			
9	Replacing and Restoring of Bus Stops Signage	Carolina	2018	F			20,000		20,000	Narrative Justification Submitted	Toll Credits	Carryover Funds FY 2018. Application 2038-2019-1
				S					-			
				T			20,000		20,000			
10	Acquisition of two (2) 30 feet Low Rider Buses of 31 passengers for the replacement of two (2) 30 feet Trolleys	Cayey	2020	F					-	Narrative Justification Submitted	Toll Credits	FY 23 (\$1,000,000)
				S					-			
				T					-			

GOVERNMENT OF PUERTO RICO
 PUERTO RICO DEPARTMENT OF TRANSPORTATION AND PUBLIC WORKS
 PUERTO RICO HIGHWAY AND TRANSPORTATION AUTHORITY
 STATEWIDE TRANSPORTATION IMPROVEMENT PROGRAM
 FISCAL YEARS 2019 - 2022
 AMENDMENT #2

SECTION 5339: BUS AND BUS FACILITIES PROGRAM, SAN JUAN URBANIZED AREA

Num.	Description	Grantee	Year Apportioned		Three Years Program			2022	Total Est. Cost	Project Justification	Source of Local Funds	Remarks
					2019	2020	2021					
11	Design for the Renovation of Public Terminal Mercedes Ortíz	Cayey	2021					472,500	472,500	Narrative Justification Submitted	Toll Credits	
								472,500	472,500			
12	Design for the Renovation of Public Terminal Jhonny Toledo	Cayey	2021	F				472,500	472,500	Narrative Justification Submitted	Toll Credits	
				S					-			
				T			-	472,500	472,500			
13	Acquisition of Equipment for the Maintenance of Transit Fleet	Ciales	2017	F				10,000	10,000	Narrative Justification Submitted	Toll Credit	Carryover Funds FY17
				S	-			-	-			
				T				10,000	10,000			
14	Purchase of Communication Equipment - One Mobile Radio	Ciales	2017	F				17,500	17,500	Narrative Justification Submitted	Toll Credit	Carryover Funds FY17
				S				-	-			
				T	-			17,500	17,500			
15	Acquisition of Two (2) Passenger Trolleys with Handicap Ramp for Replacement	Cidra	2018	F			270,320		270,320			Carryover Funds FY18 TRAMS # 5654-2019-1
				S								
				T			270,320		270,320			
16	Installation for 25 Cameras Surveillance System for Transit Vehicle	Guaynabo	2020	F			100,000		100,000	Narrative Justification Submitted	Toll Credits	
				S					-			
				T			100,000		100,000			
17	Installation of camera surveillance system for the Public Transportation Terminal	Juncos	2019	F				6,000	6,000	Narrative Justification Submitted	Toll Credit	Carryover fund FY 2019
				S								
				T				6,000	6,000			
18	Construction of seven (7) bus shelters along main transit route	Juncos	2019	F				38,000	38,000	Narrative Justification Submitted	Toll Credit	Carryover fund FY 2019
				S					-			
				T				38,000	38,000			
19	Mid Life Overhaul 2013 fleet	MBA	2018	F			400,000		400,000	Narrative Justification Submitted	Toll Credit	Obligated funds PR-2018-016-02 (\$1,600,000) Transfer funds to Mid Life Over Haul (\$400,000)
				S					-			
				T			400,000		400,000			
20	Acquisition of three (3) buses Blue Bird All American and one (1) Bus Blue Bird CX2 for Universidad Sagrado Corazón	PRHTA	2020	F			679,471		679,471	Narrative Justification Submitted	Toll Credits	TRAMS #5489-2020-25
				S					-			
				T			679,471		679,471			
21	Digital Apps for Universidad Sagrado Corazón	PRHTA	2020	F			75,000		75,000	Narrative Justification Submitted	Toll Credits	TRAMS #5489-2020-25
				S					-			
				T			75,000		75,000			

GOVERNMENT OF PUERTO RICO
 PUERTO RICO DEPARTMENT OF TRANSPORTATION AND PUBLIC WORKS
 PUERTO RICO HIGHWAY AND TRANSPORTATION AUTHORITY
 STATEWIDE TRANSPORTATION IMPROVEMENT PROGRAM
 FISCAL YEARS 2019 - 2022
 AMENDMENT #2

SECTION 5339: BUS AND BUS FACILITIES PROGRAM, SAN JUAN URBANIZED AREA

Num.	Description	Grantee	Year Apportioned		Three Years Program				Total	Project Justification	Source of Local Funds	Remarks
					2019	2020	2021	2022	Est. Cost			
22	Bus stops nighteen (19) for Universidad Sagrado Corazón	PRHTA	2020	F			76,987		76,987	Narrative Justification Submitted	Toll Credits	TRAMS #5489-2020-41
				S				-				
				T			76,987		76,987			
23	Purchase and Installation of Automatic Passenger Counters (APC)	Toa Baja	2020	F			50,455		50,455	Narrative Justification Submitted	Toll Credits	Carryover Fund FY 2020
				S				-				
				T			50,455		50,455			
24	Purchase and Installation of twenty (20) GPS Tracking System	Toa Baja	2020	F			13,977		13,977	Narrative Justification Submitted	Toll Credits	Carryover Fund FY 2020
				S				-				
				T			13,977		13,977			
25	Radio Communication System and monthly fees	Toa Baja	2020	F			11,229		11,229	Narrative Justification Submitted	Toll Credits	Carryover Fund FY 2020
				S				-				
				T			11,229		11,229			
26	Purchase and Installation Bus Stop	Toa Baja	2020	F			13,750		13,750	Narrative Justification Submitted	Toll Credits	Carryover Fund FY 2020
				S								
				T			13,750		13,750			
27	Installation of nine (9) bus shelters in fix route #3	Vega Baja	2019	F			117,600		117,600	Narrative Justification Submitted	Toll Credit	Carryover Fund FY 2019 TRAMS#5414-2021-1
				S								
				T			117,600		705,600			
28	Repair and Upgrade of the Hector Joy Sandin Transportation	Vega Baja	2021	F				531,686	531,686	Narrative Justification Submitted	Toll Credits	
				S								
				T				531,686	531,686			
29	Fare Collection equipment buses and software	Vega Baja	2020	F			194,884		194,884	Narrative Justification Submitted	Toll Credits	Lapsing Funds FY 2018 TRAMS#5414-2021-1
				S								
				T			194,884		194,884			
30	Fare Collection Services and Maintenance	Vega Baja	2020	F			24,895	24,895	49,790	Narrative Justification Submitted	Toll Credits	Lapsing Funds FY 2018 FY 2023 (\$24,895)
				S								
				T			24,895	24,895	49,790			
		Total Federal Funds:		F			7,833,415	1,780,581	9,613,996			
		Total State or Local Funds:		S								
		Total		T			7,833,415	1,780,581	9,613,996			



Government of Puerto Rico

Puerto Rico Department of Transportation and Public Works
Puerto Rico Highway and Transportation Authority

Statewide Transportation Improvement Program (STIP)

FEDERAL TRANSIT ADMINISTRATION (FTA)

San Juan Urbanized Area (SJUA)

(UA > 1,000,000 in Population)

***Section 5339- Discretionary Grants for Buses and
Bus Facilities Project***

GOVERNMENT OF PUERTO RICO
 PUERTO RICO DEPARTMENT OF TRANSPORTATION AND PUBLIC WORKS
 PUERTO RICO HIGHWAY AND TRANSPORTATION AUTHORITY
 STATEWIDE TRANSPORTATION IMPROVEMENT PROGRAM
 FISCAL YEARS 2019 - 2022
 AMENDMENT #2

SECTION 5339: Discretionary Funds FY 2020 Grants for Buses and Bus Facilities Project

Num.	Description	Grantee	Year	Annual Element		Three Years Program			Total Estimated Cost	Project Justification	Source of Local Funds	Remarks
					2019	2020	2021	2022				
1	Purchase of new (8) buses to replace old buses	Carolina	2020	F			2,482,880		2,482,880	Narrative Justification Submitted	Toll Credit	FY 2020 Grants for Buses and Bus Facilities Project
				S								
				T			2,482,880		2,482,880			
		Total Federal Funds:			-	-	2,482,880	-	2,482,880			
		Total State or Local Funds:			-	-	-	-	-			
		Total			-	-	2,482,880	-	2,482,880			



Government of Puerto Rico

Puerto Rico Department of Transportation and Public Works
Puerto Rico Highway and Transportation Authority

Statewide Transportation Improvement Program (STIP)

FEDERAL TRANSIT ADMINISTRATION (FTA)

San Juan Urbanized Area (SJUA)

(UA > 1,000,000 in Population)

Section 5339- State

GOVERNMENT OF PUERTO RICO
 PUERTO RICO DEPARTMENT OF TRANSPORTATION AND PUBLIC WORKS
 PUERTO RICO HIGHWAY AND TRANSPORTATION AUTHORITY
 STATEWIDE TRANSPORTATION IMPROVEMENT PROGRAM
 FISCAL YEARS 2019 - 2022
 AMENDMENT #2

SECTION 5339: State

Num.	Description	Grantee	Year Apportioned		Annual Element Three Years Program				Total Estimated Cost	Project Justification	Source of Local Funds	Remarks
					2019	2020	2021	2022				
1	Additional Funds for Replacement of buses for the fixed route fleet	MBA	2018	F			3,929,940	-	3,929,940	Toll Credits		Combination of funds with Section 5307 (\$1,770,060). Lapsing Fund. Allocation FY17, FY18 and FY19.
				S				-	-			
				T	-		3,929,940	-	3,929,940			
		Total Federal Funds:		F	-	-	3,929,940	-	3,929,940			
		Total State or Local Funds:		S	-	-	-	-	-			
		Total		T	-	-	3,929,940	-	3,929,940			



Government of Puerto Rico

Puerto Rico Department of Transportation and Public Works

Puerto Rico Highway and Transportation Authority

Statewide Transportation Improvement Program (STIP)
Fiscal Years 2019-2022

FEDERAL TRANSIT ADMINISTRATION (FTA)

San Juan Urbanized Area (SJUA)
(UA > 1,000,000 in Population)

Emergency Relief Program
Section 5324

GOVERNMENT OF PUERTO RICO
PUERTO RICO DEPARTMENT OF TRANSPORTATION AND PUBLIC WORKS
PUERTO RICO HIGHWAY AND TRANSPORTATION AUTHORITY
STATEWIDE TRANSPORTATION IMPROVEMENT PROGRAM
FISCAL YEARS 2019 - 2022
AMENDMENT #2

SECTION 5324: Emergency Relief Program

Num.	Description	Grantee	Year Apportioned	Annual Element		Three Years Program			Total	Project Justification	Source of Local Funds	Remarks
					2019	2020	2021	2022	Est. Cost			
1	Back Up Generators Tren Urbano	PRHTA	2019	F			25,721,000	-	25,721,000		Toll Credits	
				S			-	-				
				T			25,721,000	-	25,721,000			
Total Federal Funds:							25,721,000		-	25,721,000		
Total State or Local Funds:							-		-			
Total							25,721,000		-	25,721,000		



Government of Puerto Rico

Puerto Rico Department of Transportation and Public Works

Puerto Rico Highway and Transportation Authority

Statewide Transportation Improvement Program (STIP)
Fiscal Years 2019-2022

FEDERAL TRANSIT ADMINISTRATION (FTA)

San Juan Urbanized Area (SJUA)
(UA>1,000,000 in Population)

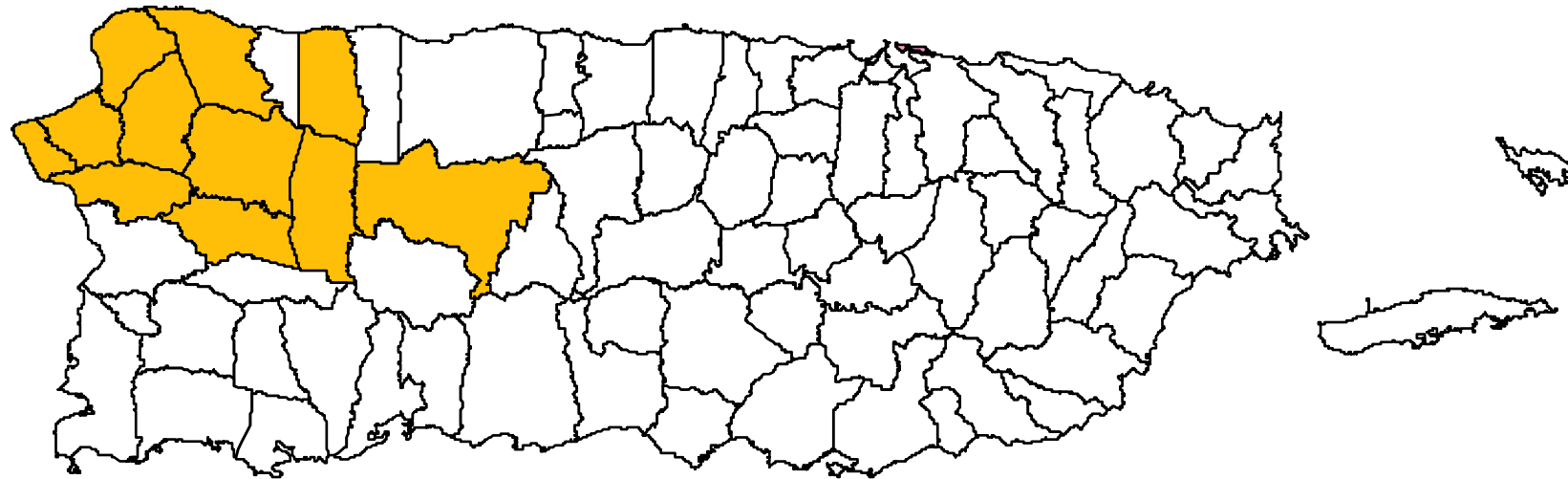
Discretionary Funds- FY 2017 Bus and Bus Facilities Projects

GOVERNMENT OF PUERTO RICO
PUERTO RICO DEPARTMENT OF TRANSPORTATION AND PUBLIC WORKS
PUERTO RICO HIGHWAY AND TRANSPORTATION AUTHORITY
STATEWIDE TRANSPORTATION IMPROVEMENT PROGRAM
FISCAL YEARS 2019 - 2022
AMENDMENT #2

Discretionary Funds- FY2017 Bus and Bus Facilities Projects

Num.	Description	Grantee	Year Apportioned	Annual Element		Three Years Program			Total	Project Justification	Source of Local Funds	Remarks
					2019	2020	2021	2022	Est. Cost			
1	Renovation to the Francisco Pererira Transportation Terminal and replace non-ADA compliant vans	Caguas	2017	F	2,600,000				2,600,000			Carryover funds FY2017. D2017-BUSC-097
				S								
				T	2,600,000				2,600,000			
Total Federal Funds:					2,600,000	-	-	-	2,600,000			
Total State or Local Funds:					-	-	-	-	-			
Total					2,600,000	-	-	-	2,600,000			

Aguadilla Urbanized Area



 *Aguadilla Urbanized Area (AUA) (UA > 200,000 in Population)*



Government of Puerto Rico

Puerto Rico Department of Transportation and Public Works
Puerto Rico Highway and Transportation Authority

Statewide Transportation Improvement Program (STIP)

FEDERAL TRANSIT ADMINISTRATION (FTA)

Aguadilla Urbanized Area (AUA)

(UA > 200,000 in Population)

Section 5307

GOVERNMENT OF PUERTO RICO
 PUERTO RICO DEPARTMENT OF TRANSPORTATION AND PUBLIC WORKS
 PUERTO RICO HIGHWAY AND TRANSPORTATION AUTHORITY
 STATEWIDE TRANSPORTATION IMPROVEMENT PROGRAM
 FISCAL YEARS 2019 - 2022
 AMENDMENT #2

SECTION 5307: AGUADILLA URBANIZED AREA (AUA)

Num.	Description	Grantee	Year Entered	Annual Element		Three Year Program				Total Est. Cost	Project Justification	Source of Local Funds	Remarks
					2019	2020	2021	2022					
1	Provision of Paratransit Services in Accordance with ADA Regulations	Aguada	2015	F			402,020		402,020	Narrative Submitted by Municipality	Toll Credits		Carryover Funds \$65,348 FY 2015 & \$66,001 FY 2016, FY2017 \$67,328, FY18 \$68,001 and FY 19 \$66,661
				S	-				-				
				T	-	-	402,020		402,020				
2	Preventive Maintenance Cost for Public Transportation Services	Aguada	2015	F			74,517		74,517	Narrative Submitted by Municipality	Toll Credits		Carryover Funds FY2016 \$14,608, FY2017 \$14,902 and FY18 \$15,051
				S					-				
				T	-		74,517		74,517				
3	Preventive Maintenance Cost for Public Transportation Terminal	Aguada	2015	F			60,321		60,321	Narrative Submitted by Municipality	Toll Credits		Carryover Funds \$11,833 FY 2016, FY17 \$12,071, FY18 \$12,192, FY19 \$11,951
				S	-				-				
				T	-	-	60,321		60,321				
4	Preventive Maintenance Cost for Public Transportation Services	Añasco	2015	F			9,876		9,876	Narrative Submitted by Municipality	Toll Credits		Lapsing Funds FY16 Carryover Funds FY15 \$1,936 and FY 16 \$1,955, FY17 \$1,975 and FY18 \$1,995
				S	-				-				
				T	-	-	9,876		9,876				
5	Bycycle Facilities and Access	Añasco	2018	F			626,765	-	626,765	Narrative Submitted by Municipality	Toll Credits		Lapsing Funds FY16 Application 5815-2019-1
				S				-	-				
				T			626,765	-	626,765				
6	Preventive Maintenance for annual element for five (5) buses.	Añasco	2018	F			24,996		24,996	Narrative Submitted by Municipality	Toll Credits		Lapsing Funds FY16 Carryover funds FY18 Application 5815-2018-1
				S	-	-							
				T	-		24,996		24,996				
7	Operating Assistance ADA Paratransit Service, Preventive Maintenance for Buses	Añasco	2020	F			116,714	58,357	175,071	Narrative Submitted by Municipality	Toll Credits		Lapsing Funds FY16
				S	-	-							
				T		-	116,714	58,357	175,071				
8	Operating Assistance ADA Paratransit Service-Difference to cover changes from Administrative Modification #3	Añasco	2019	F			12,372	-	12,372	Narrative Submitted by Municipality	Toll Credits		Lapsing Funds FY16
				S			-	-					
				T			12,372		12,372				
10	Construction of Initial Station for the Public Transportation System in Los Patriotas Ave	Lares	2015	F			126,000	-	126,000	Narrative Submitted by Municipality	Toll Credits		Carryover Funds FY 2015
				S	-			-	-				
				T			126,000	-	126,000				

GOVERNMENT OF PUERTO RICO
 PUERTO RICO DEPARTMENT OF TRANSPORTATION AND PUBLIC WORKS
 PUERTO RICO HIGHWAY AND TRANSPORTATION AUTHORITY
 STATEWIDE TRANSPORTATION IMPROVEMENT PROGRAM
 FISCAL YEARS 2019 - 2022
 AMENDMENT #2

SECTION 5307: AGUADILLA URBANIZED AREA (AUA)

Num.	Description	Grantee	Year Entered	Annual Element		Three Year Program			Total Est. Cost	Project Justification	Source of Local Funds	Remarks
					2019	2020	2021	2022				
11	Construction of Bus Shelters Along Trolley Route	Rincón	2015	F			32,000	-	32,000	Narrative Submitted by Municipality	Toll Credits	Carryover Funds FY 2015
				S				-	-			
				T	-	-	32,000	-	32,000			
12	Construction of Public Transportation Terminal	San Sebastián	2020	F			3,021,000	-	3,021,000	Narrative Submitted by Municipality	Toll Credits	Carryover Funds FY20
				S	-			-	-			
				T	-	-	3,021,000	-	3,021,000			
13	Preventive Maintenance Cost for Vehicles Fleet	San Sebastián	2015	F			2,400	2,400	4,800	Narrative Submitted by Municipality	Toll Credits	Carryover FY16 \$9,100, FY17 \$9,191, FY18 \$9,283
				S	-				-			
				T	-		2,400	2,400	4,800			
14	Drugs and Alcohol test	San Sebastián	2019	F			750	750	1,500	Narrative Submitted by Municipality	Toll Credits	
				S	-	-	-	-	-			
				T			750	750	1,500			
15	Sidewalks Reconstruction, Sheds and Urban Furniture	San Sebastián	2020	F			211,506		211,506	Narrative Submitted by Municipality	Toll Credits	
				S	-				-			
				T	-		211,506		211,506			
16	Global Positioning System	San Sebastián	2021	F			648		648	Narrative Submitted by Municipality	Toll Credits	
				S								
				T			648		648			
		Total Federal Funds:			-	-	4,721,885	61,507	4,783,392			
		Total State or Local Funds:			-	-	-	-	-			
		Total			-	-	4,721,885	61,507	4,783,392			



Government of Puerto Rico

Puerto Rico Department of Transportation and Public Works

Puerto Rico Highway and Transportation Authority

Statewide Transportation Improvement Program (STIP)

FEDERAL TRANSIT ADMINISTRATION (FTA)

Aguadilla Urbanized Area (AUA)

(UA > 200,000 in Population)

Section 5310

GOVERNMENT OF PUERTO RICO
 PUERTO RICO DEPARTMENT OF TRANSPORTATION AND PUBLIC WORKS
 PUERTO RICO HIGHWAY AND TRANSPORTATION AUTHORITY
 STATEWIDE TRANSPORTATION IMPROVEMENT PROGRAM
 FISCAL YEARS 2019 - 2022
 AMENDMENT #2

SECTION 5310: SECTION 5310: ELDERLY AND PERSONS WITH DISABILITIES PROGRAM, AGUADILLA URBANIZED AREA (AUA)

Num.	Description	Grantee	Year Entered	Annual Element		Three Year Program			Total Est. Cost	Project Justification	Source of Local Funds	Remarks
					2019	2020	2021	2022				
1	Acquisitions of two (2) 16 passenger of AYANI- Moca	PRHTA	2021	F			190,000	-	190,000	Narrative Justification Submitted	Toll Credits	
				S		-	-	-				
				T			190,000	-	190,000			
2	Operating Assistance for the 5310 Transit Fleet for the Municipality of Aguadilla	PRHTA	2021	F			65,232	65,232	130,464	Narrative Justification Submitted	Toll Credits	
				S		-	-	-	-			
				T			65,232	65,232	130,464			
3	Preventive Maintenance for the 5310 Transit Fleet for the Municipality of Aguadilla	PRHTA	2021	F			268	268	536	Narrative Justification Submitted	Toll Credits	
				S		-	-	-	-			
				T			268	268	536			
4	Operating Assistance for the 5310 Transit Fleet for the Municipality of San Sebastian	PRHTA	2021	F			169,747	169,747	339,494	Narrative Justification Submitted	Toll Credits	
				S		-	-	-	-			
				T			169,747	169,747	339,494			
5	Preventive Maintenance for the 5310 Transit Fleet for the Municipality of Aguadilla	PRHTA	2021	F			5,000	5,000	10,000	Narrative Justification Submitted	Toll Credits	Transfer funds for Non-Urbanized 5310 \$34,867
				S		-	-	-	-			
				T			5,000	5,000	10,000			
6	Project Administration for the 5310 Transit Fleet for the Municipality of Aguadilla	PRHTA	2021	F			6,800	6,800	13,600	Narrative Justification Submitted	Toll Credits	
				S		-	-	-	-			
				T			6,800	6,800	13,600			
7	Global Positioning System for the 5310 Transit Fleet for the Municipality of Aguadilla	PRHTA	2021	F			2,376	2,376	4,752	Narrative Justification Submitted	Toll Credits	
				S		-	-	-	-			
				T			2,376	2,376	4,752			
8	Operating Assistance Municipality of Añasco	PRHTA	2020	F			137,897		137,897	Narrative Justification Submitted	Toll Credits	Carryover Funds FY 20 \$45,956
				S		-	-	-	-			
				T			137,897		137,897			
9	Preventive Maintenance Municipality of Añasco	PRHTA	2020	F			6,974	3,532	10,506	Narrative Justification Submitted	Toll Credits	Carryover Funds FY 20 \$3,442
				S			-	-	-			
				T			6,974	3,532	10,506			
10	Project Administration for 5310 Transit Fleet for the Municipality of San Sebastian	PRHTA	2019	F			1,045	1,045	2,090	Narrative Justification Submitted	Toll Credits	
				S	-	-	-	-	-			
				T			1,045	1,045	2,090			

GOVERNMENT OF PUERTO RICO
 PUERTO RICO DEPARTMENT OF TRANSPORTATION AND PUBLIC WORKS
 PUERTO RICO HIGHWAY AND TRANSPORTATION AUTHORITY
 STATEWIDE TRANSPORTATION IMPROVEMENT PROGRAM
 FISCAL YEARS 2019 - 2022
 AMENDMENT #2

SECTION 5310: SECTION 5310: ELDERLY AND PERSONS WITH DISABILITIES PROGRAM, AGUADILLA URBANIZED AREA (AUA)

Num.	Description	Grantee	Year Entered	Annual Element		Three Year Program			Total Est. Cost	Project Justification	Source of Local Funds	Remarks
					2019	2020	2021	2022				
11	Acquisition of Computer for the Municipality of San Sebastian	PRHTA	2019	F			920		920	Narrative Justificacion Submitted by the Municipality	Toll Credits	
				S	-	-			-			
				T			920		920			
12	Acquisition of Software and Annual License Fees for Municipality of San Sebastián	PRHTA	2020	F			3,180	3,180	6,360	Narrative Justificacion Submitted by the Municipality	Toll Credits	
				S	-	-		-	-			
				T			3,180	3,180	6,360			
13	Operating Assistance for 5310 Transit Fleet for the Municipality of Lares	PRHTA	2019	F			193,809	193,809	387,618	Narrative Justificacion Submitted by the Municipality	Toll Credits	Transfer funds for Non-Urbanized 5310 \$193,809
				S	-	-			-			
				T			193,809	193,809	387,618			
14	Preventive Maintenance for 5310 Transit Fleet for the Municipality of Lares	PRHTA	2019	F			15,836	15,836	31,672	Narrative Justificacion Submitted by the Municipality	Toll Credits	
				S	-	-			-			
				T			15,836	15,836	31,672			
15	Acquisitions of one (1) paratransit for 10 passenger and two (2) vans of Corp. Servicios de Salud Primaria y Desarrollo Socioeconómico El Otoao-Cossao- Utuado	PRHTA	2020	F			102,274		102,274	Narrative Justificacion Submitted by the Municipality	Toll Credits	
				S	-	-	-	-	-			
				T			102,274		102,274			
		Total Federal Funds:		F	-	-	901,358	466,825	1,368,183			
		Total State or Local Funds:		S	-	-	-	-	-			
		Total		T	-	-	901,358	466,825	1,368,183			



Government of Puerto Rico

Puerto Rico Department of Transportation and Public Works
Puerto Rico Highway and Transportation Authority

Statewide Transportation Improvement Program (STIP)

FEDERAL TRANSIT ADMINISTRATION (FTA)

Aguadilla Urbanized Area (AUA)

(UA > 200,000 in Population)

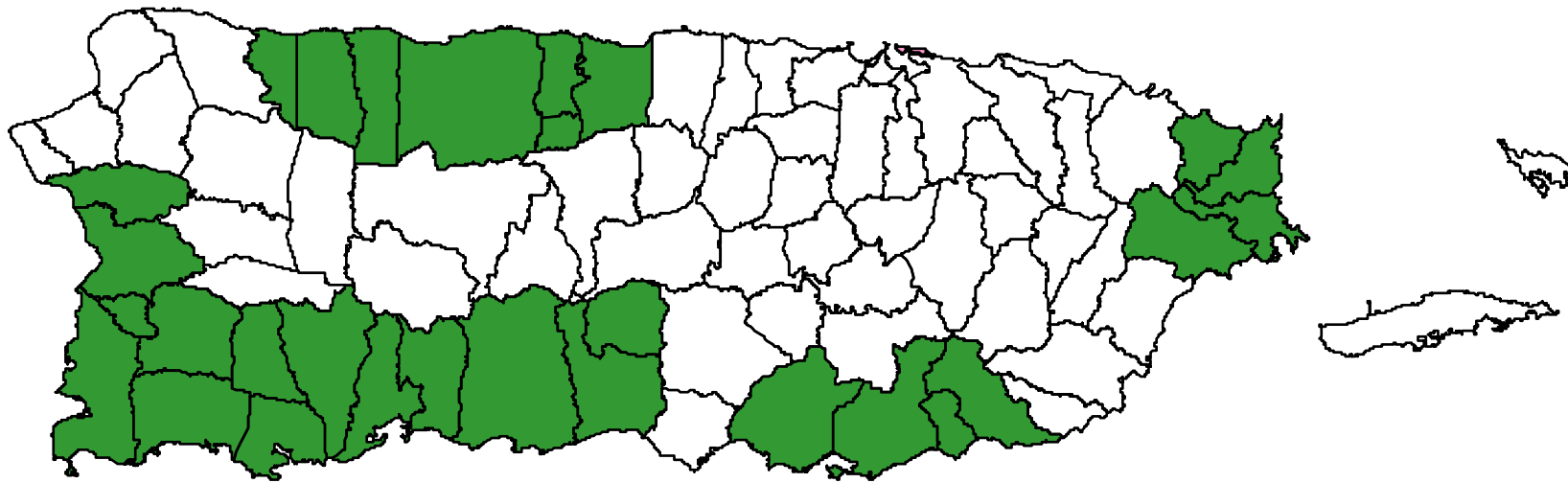
Section 5339

GOVERNMENT OF PUERTO RICO
 PUERTO RICO DEPARTMENT OF TRANSPORTATION AND PUBLIC WORKS
 PUERTO RICO HIGHWAY AND TRANSPORTATION AUTHORITY
 STATEWIDE TRANSPORTATION IMPROVEMENT PROGRAM
 FISCAL YEARS 2019 - 2022
 AMENDMENT #2

SECTION 5339: AGUADILLA URBANIZED AREA (AUA) BUS AND BUS FACILITIES FORMULA PROGRAM

Num.	Description	Grantee	Year Entered	Annual Element		Three Year Program			Total Est. Cost	Project Justification	Source of Local Funds	Remarks
					2019	2020	2021	2022				
1	Acquisition of three (3) vehicles	Aguadilla	2021	F			270,000	-	270,000	Narrative Justification Submitted	Toll Credits	
				S			-	-	-			
				T		-	270,000	-	270,000			
2	Preventive Maintenance Cost for Public Transportation Services	Aguadilla	2020	F			3,376	3,376	6,752	Narrative Submitted by Municipality	Toll Credits	
				S	-				-			
				T	-		3,376	3,376	6,752			
3	Project Administration	Aguadilla	2020	F			38,671	38,671	77,342	Narrative Submitted by Municipality	Toll Credits	
				S	-				-			
				T	-		38,671	38,671	77,342			
4	Acquisition of two (2) buses 11-passenger buses for addition of one approved route	Añasco	2019	F			219,003	-	219,003	Narrative Submitted by Municipality	Toll Credits	Lapsing Funds FY 2018
				S		-	-	-				
				T		-	219,003	-	219,003			
		Total Federal Funds:		F	-	-	531,050	42,047	573,097			
		Total State or Local Funds:		S	-	-	-	-	-			
		Total		T	-	-	531,050	42,047	648,490			

Urbanized Areas Under 200,000 Population (UZA)



 *Urbanized Areas Under 200,000 Population (UZA)*



Government of Puerto Rico

Puerto Rico Department of Transportation and Public Works
Puerto Rico Highway and Transportation Authority

Statewide Transportation Improvement Program (STIP)

FEDERAL TRANSIT ADMINISTRATION (FTA)

Urbanized Area Under 200,000 in Population (UZA)

Section 5307

GOVERNMENT OF PUERTO RICO
PUERTO RICO DEPARTMENT OF TRANSPORTATION AND PUBLIC WORKS
PUERTO RICO HIGHWAY AND TRANSPORTATION AUTHORITY
STATEWIDE TRANSPORTATION IMPROVEMENT PROGRAM
FISCAL YEARS 2019 - 2022
AMENDMENT #2

SECTION: 5307 URBANIZED AREA FORMULA PROGRAM - URBANIZED AREA UNDER 200,000 POPULATION (UZA)

Num.	Project Description and Localization	Grantee	Year Entered	Annual Element		Three Year Program				Total Est. Cost	Project Justification	Source of Local Funds	Remarks
						2019	2020	2021	2022				
1	Employee Education/Training	Barceloneta	2019	F	-	-	-	-	23,078	23,078	Narrative Justification Prepared by the Municipality	Municipality requested toll credit fund sharing.	
				S	-	-	-	-	-	-			
				T	-	-	-	-	23,078	23,078			
2	Preventive Maintenance of Transit Vehicles	Barceloneta	2015	F	-	-	-	469,361	793,288	1,262,649	Narrative Justification Prepared by the Municipality	Municipality requested toll credit fund sharing.	
				S	-	-	-	-	-	-			
				T	-	-	-	469,361	793,288	1,262,649			
3	Operational Assistance for the Transit System	Barceloneta	2015	F	-	-	-	1,335,399	674,343	2,009,742	Narrative Justification Prepared by the Municipality	Municipality requested toll credit fund sharing.	
				S	-	-	-	-	-	-			
				T	-	-	-	1,335,399	674,343	2,009,742			
4	Acquisition of Equipment for the Municipality of Barceloneta	Barceloneta	2018	F	-	-	-	255,560	-	255,560	Narrative Justification Prepared by the Municipality	Municipality requested toll credit fund sharing.	Application 6388-2020-1
				S	-	-	-	-	-	-			
				T	-	-	-	255,560	-	255,560			
5	Replacement of Two (2) Trolleys and One (1) Transit for the Municipality of Barceloneta	Barceloneta	2018	F	-	-	-	435,000	-	435,000	Narrative Justification Prepared by the Municipality	Municipality requested toll credit fund sharing.	Application 6388-2020-1
				S	-	-	-	-	-	-			
				T	-	-	-	435,000	-	435,000			
6	Communication and Security for the Municipality of Barceloneta	Barceloneta	2018	F	-	-	-	37,500	-	37,500	Narrative Justification Prepared by the Municipality	Municipality requested toll credit fund sharing.	Application 6388-2020-1
				S	-	-	-	-	-	-			
				T	-	-	-	37,500	-	37,500			
7	Transportation System's Parking Repairs	Barceloneta	2018	F	-	-	-	210,000	-	210,000	Narrative Justification Prepared by the Municipality	Municipality requested toll credit fund sharing.	Application 6388-2020-1
				S	-	-	-	-	-	-			
				T	-	-	-	210,000	-	210,000			
8	Bus Shelters Replacement for the Municipality of Barceloneta	Barceloneta	2018	F	-	-	-	180,000	-	180,000	Narrative Justification Prepared by the Municipality	Municipality requested toll credit fund sharing.	Application 6388-2020-1
				S	-	-	-	-	-	-			
				T	-	-	-	180,000	-	180,000			
9	Public Terminal Rehabilitation for the Municipality of Barceloneta	Barceloneta	2018	F	-	-	-	170,000	-	170,000	Narrative Justification Prepared by the Municipality	Municipality requested toll credit fund sharing.	Application 6388-2020-1
				S	-	-	-	-	-	-			
				T	-	-	-	170,000	-	170,000			
10	Transportation System's Garage and Parking Expansion for the Municipality of Barceloneta	Barceloneta	2018	F	-	-	-	620,000	-	620,000	Narrative Justification Prepared by the Municipality	Municipality requested toll credit fund sharing.	Application 6388-2020-1
				S	-	-	-	-	-	-			
				T	-	-	-	620,000	-	620,000			
11	Acquisition of Eight (8) Mini-Buses of twenty-four (24) passengers ADA compliance for the Municipality of Cabo Rojo	Cabo Rojo	2021	F	-	-	-	1,199,976	-	1,199,976	Narrative Justification Prepared by the Municipality	Municipality requested toll credit fund sharing.	
				S	-	-	-	-	-	-			
				T	-	-	-	1,199,976	-	1,199,976			
12	Preventive Maintenance of Trolleys and Paratransit Vehicles for the Municipality of Camuy	Camuy	2013	F	-	-	-	-	117,635	117,635	Narrative Justification Prepared by the Municipality	Municipality requested toll credit fund sharing.	Carryover Funds FY18, FY19 & FY20
				S	-	-	-	-	-	-			
				T	-	-	-	-	117,635	117,635			
13	Operational Assistance of Trolleys and Paratransit Vehicles for the Municipality of Camuy	Camuy	2017	F	-	-	-	-	600,336	600,336	Narrative Justification Prepared by the Municipality	Municipality requested toll credit fund sharing.	Carryover Funds FY18, FY19 & FY20
				S	-	-	-	-	-	-			
				T	-	-	-	-	600,336	600,336			
14	Acquisition of Two (2) Trolleys, twenty four (24) passenger for expansion for the Municipality of Camuy	Camuy	2018	F	-	-	-	468,000	-	468,000	Narrative Justification Prepared by the Municipality	Application 5487-2019-2	Application 5487-2019-2
				S	-	-	-	-	-	-			
				T	-	-	-	468,000	-	468,000			

GOVERNMENT OF PUERTO RICO
PUERTO RICO DEPARTMENT OF TRANSPORTATION AND PUBLIC WORKS
PUERTO RICO HIGHWAY AND TRANSPORTATION AUTHORITY
STATEWIDE TRANSPORTATION IMPROVEMENT PROGRAM
FISCAL YEARS 2019 - 2022
AMENDMENT #2

SECTION: 5307 URBANIZED AREA FORMULA PROGRAM - URBANIZED AREA UNDER 200,000 POPULATION (UZA)

Num.	Project Description and Localization	Grantee	Year Entered	Annual Element	Three Year Program				Total Est. Cost	Project Justification	Source of Local Funds	Remarks
				2019	2020	2021	2022					
15	Acquisition of four (4) Vans ADA compliance for the Municipality of Camuy	Camuy	2021	F	-	-	323,792	-	323,792	Narrative Justification Prepared by the Municipality	Municipality requested toll credit fund sharing.	
				S	-	-	-	-	-			
				T	-	-	323,792	-	323,792			
16	Preventive Maintenance for the transportation vehicles of the Municipality of Hatillo	Hatillo	2017	F	-	-	39,245	43,169	82,414	Narrative Justification Prepared by the Municipality	Municipality requested toll credit fund sharing.	Application 5322-2020-1
				S	-	-	-	-	-			
				T	-	-	39,245	43,169	82,414			
17	Operational Assistance for the Transportation System	Hatillo	2017	F	-	-	340,000	340,000	680,000	Narrative Justification Prepared by the Municipality	Municipality requested toll credit fund sharing.	Application 5322-2020-1
				S	-	-	-	-	-			
				T	-	-	340,000	340,000	680,000			
18	Support Vehicle for the Municipality of Hatillo	Hatillo	2019	F	-	-	35,000	-	35,000	Narrative Justification Prepared by the Municipality	Municipality requested toll credit fund sharing.	Application 5322-2020-1
				S	-	-	-	-	-			
				T	-	-	35,000	-	35,000			
19	Preventive Maintenance for Terminal for the Municipality of Hatillo	Hatillo	2019	F	-	-	55,000	112,000	167,000	Narrative Justification Prepared by the Municipality	Municipality requested toll credit fund sharing.	Application 5322-2020-1
				S	-	-	-	-	-			
				T	-	-	55,000	112,000	167,000			
20	Surveillance Cameras for two terminals for the Municipality of Hatillo	Hatillo	2019	F	-	-	25,000	-	25,000	Narrative Justification Prepared by the Municipality	Municipality requested toll credit fund sharing.	
				S	-	-	-	-	-			
				T	-	-	25,000	-	25,000			
21	Acquisition of One (1) Paratrasit Van for the Municipality of Hatillo	Hatillo	2021	F	-	-	90,000	-	90,000	Narrative Justification Prepared by the Municipality	Municipality requested toll credit fund sharing.	
				S	-	-	-	-	-			
				T	-	-	90,000	-	90,000			
22	Improvements for Two (2) Terminals for the Municipality of Hatillo	Hatillo	2021	F	-	-	112,000	-	112,000	Narrative Justification Prepared by the Municipality	Municipality requested toll credit fund sharing.	
				S	-	-	-	-	-			
				T	-	-	112,000	-	112,000			
23	Preventive Maintenance for the Vehicles of Transportation System of the Municipality of Hormigueros	Hormigueros	2020	F	-	-	-	102,521	102,521	Narrative Justification Prepared by the Municipality	Certification Prepared by the Municipality	
				S	-	-	-	-	-			
				T	-	-	-	102,521	102,521			
24	Design for the Construction of the Mayagüez Transit System	Mayagüez	2017	F	-	-	3,750,000	-	3,750,000	Narrative Justification Prepared by the Municipality	Municipality requested toll credit fund sharing.	Lapsing Funds FY16 Application #2011-2019-4
				S	-	-	-	-	-			
				T	-	-	3,750,000	-	3,750,000			
25	Property Acquisition for the Construction of the Mayagüez Transit System	Mayagüez	2013	F	-	-	-	-	-	Narrative Justification Prepared by the Municipality	Municipality requested toll credit fund sharing.	Subject to Study Results. Reprogram Funds 2017 requested by the Municipality FY 23 \$3,125,000
				S	-	-	-	-	-			
				T	-	-	-	-	-			
26	Preventive Maintenance for the Vehicles of Mayagüez Transit System	Mayagüez	2020	F	-	-	453,409	461,958	915,367	Narrative Justification Prepared by the Municipality	Municipality requested toll credit fund sharing.	
				S	-	-	-	-	-			
				T	-	-	453,409	461,958	915,367			
27	Operational Assistance for Mayagüez public transportation System	Mayagüez	2017	F	-	-	1,641,666	1,681,820	3,323,486	Narrative Justification Prepared by the Municipality	Municipality requested toll credit fund sharing.	Lapsing Funds FY16
				S	-	-	-	-	-			
				T	-	-	1,641,666	1,681,820	3,323,486			
28	Drug & Alcohol Tests for the Municipality of Mayagüez Transit System	Mayagüez	2020	F	-	-	3,600	3,600	7,200	Narrative Justification Prepared by the Municipality	Municipality requested toll credit fund sharing.	
				S	-	-	-	-	-			
				T	-	-	3,600	3,600	7,200			

GOVERNMENT OF PUERTO RICO
PUERTO RICO DEPARTMENT OF TRANSPORTATION AND PUBLIC WORKS
PUERTO RICO HIGHWAY AND TRANSPORTATION AUTHORITY
STATEWIDE TRANSPORTATION IMPROVEMENT PROGRAM
FISCAL YEARS 2019 - 2022
AMENDMENT #2

SECTION: 5307 URBANIZED AREA FORMULA PROGRAM - URBANIZED AREA UNDER 200,000 POPULATION (UZA)

Num.	Project Description and Localization	Grantee	Year Entered	Annual Element	Three Year Program				Total Est. Cost	Project Justification	Source of Local Funds	Remarks
				2019	2020	2021	2022					
29	Insurance coverage for the Transportation System Fleet and Public Terminal Structure for Mayagüez Transit System	Mayagüez	2020	F	-	-	5,122	5,122	10,244	Narrative Justification Prepared by the Municipality	Municipality requested toll credit fund sharing.	
				S	-	-	-	-	-			
				T	-	-	5,122	5,122	10,244			
30	A & E Cycle Route: Coastal Cycle Route & Mayaguez Urban Centre for Mayagüez Transit System	Mayagüez	2020	F	-	-	520,690	-	520,690	Narrative Justification Prepared by the Municipality	Municipality requested toll credit fund sharing.	
				S	-	-	-	-	-			
				T	-	-	520,690	-	520,690			
31	Construction Cycle Route: Coastal Cycle Route & Mayaguez Urban Centre for Mayagüez Transit System	Mayagüez	2020	F	-	-	-	-	-	Narrative Justification Prepared by the Municipality	Municipality requested toll credit fund sharing.	FY 23 \$4,100,000
				S	-	-	-	-	-			
				T	-	-	-	-	-			
32	Design and Rehabilitation-Administrative Office of Carlos Garay Public Terminal for the Municipality of Ponce	Ponce	2015	F	-	-	229,306	-	229,306	Narrative Justification Prepared by the Municipality	Municipality requested toll credit fund sharing.	Carryover FY2017 & FY18: Application 3049-2017-002
				S	-	-	-	-	-			
				T	-	-	229,306	-	229,306			
33	Operational Assistance for the Trasportation System for the Municipality of Ponce	Ponce	2016	F	-	-	-	2,898,709	2,898,709	Narrative Justification Prepared by the Municipality	Municipality requested toll credit fund sharing.	
				S	-	-	-	-	-			
				T	-	-	-	2,898,709	2,898,709			
34	Preventive Maintenance for the Municipality of Ponce Transportation System	Ponce	2020	F	-	-	-	623,153	623,153	Narrative Justification Prepared by the Municipality	Municipality requested toll credit fund sharing.	
				S	-	-	-	-	-			
				T	-	-	-	623,153	623,153			
35	Employee Education/Training for the Municipality of Ponce	Ponce	2017	F	-	-	30,000	-	30,000	Narrative Justification Prepared by the Municipality	Certification Prepared by the Municipality	Application 3049-2021-1
				S	-	-	-	-	-			
				T	-	-	30,000	-	30,000			
36	Drugs and Alcohol Tests for the Municipality of Ponce	Ponce	2017	F	-	-	8,646	8,646	17,292	Narrative Justification Prepared by the Municipality	Certification Prepared by the Municipality	Application 3049-2021-1
				S	-	-	-	-	-			
				T	-	-	8,646	8,646	17,292			
37	Rehab/Renov Dora Colón Clavell Terminal for the Municipality of Ponce	Ponce	2017	F	-	-	932,000	-	932,000	Narrative Justification Prepared by the Municipality	Certification Prepared by the Municipality	Carryover Funds FY17. Application 3049-2017-2 Rehabilitation of Terminals
				S	-	-	-	-	-			
				T	-	-	932,000	-	932,000			
38	Construction of Bus Shelters for SITRAS New Route	Ponce	2017	F	-	-	1,732,000	-	1,732,000	Narrative Justification Prepared by the Municipality	Certification Prepared by the Municipality	Carryover Funds FY17. Application 3049-2017-2 Rehabilitation of Terminals
				S	-	-	-	-	-			
				T	-	-	1,732,000	-	1,732,000			
39	Preventive Maintenance for SITRAS's Facilities for the Municipality of Ponce	Ponce	2019	F	-	-	40,000	-	40,000	Narrative Justification Prepared by the Municipality	Municipality requested toll credit fund sharing.	Carryover 40,000 FY19
				S	-	-	-	-	-			
				T	-	-	40,000	-	40,000			
40	Additional Funds for Acquisition of Tow Truck Support Vehicle for SITRAS vehicles for the Municipality of Ponce	Ponce	2020	F	-	-	60,000	-	60,000	Narrative Justification Prepared by the Municipality	Municipality requested toll credit fund sharing.	Application 3049-2021-1
				S	-	-	-	-	-			
				T	-	-	60,000	-	60,000			
41	Acquisition of Two(2) off-road vehicles to support surveillance, security and vehicle flow in the two(2) terminals for the Municipality of Ponce	Ponce	2020	F	-	-	24,000	-	24,000	Narrative Justification Prepared by the Municipality	Municipality requested toll credit fund sharing.	Application 3049-2021-1
				S	-	-	-	-	-			
				T	-	-	24,000	-	24,000			
42	Rehabilitation ADA Ramps and Sidewalks around of the passenger shelters on the Trolley for the Municipality of Ponce	Ponce	2018	F	-	-	350,000	-	350,000	Narrative Justification Prepared by the Municipality	Municipality requested toll credit fund sharing.	Carryover funds FY 2018. Application 3049-2017-002
				S	-	-	-	-	-			
				T	-	-	350,000	-	350,000			

GOVERNMENT OF PUERTO RICO
PUERTO RICO DEPARTMENT OF TRANSPORTATION AND PUBLIC WORKS
PUERTO RICO HIGHWAY AND TRANSPORTATION AUTHORITY
STATEWIDE TRANSPORTATION IMPROVEMENT PROGRAM
FISCAL YEARS 2019 - 2022
AMENDMENT #2

SECTION: 5307 URBANIZED AREA FORMULA PROGRAM - URBANIZED AREA UNDER 200,000 POPULATION (UZA)

Num.	Project Description and Localization	Grantee	Year Entered	Annual Element				Total Est. Cost	Project Justification	Source of Local Funds	Remarks
				2019	2020	2021	2022				
43	Study, Design, Engineering & Construction of Parking Lot for SITRAS (phase 1, 2) for the Municipality of Ponce	Ponce	2020	F	-	536,053	-	536,053	Narrative Justification Prepared by the Municipality	Municipality requested toll credit fund sharing.	Reprogram of Design and NEPA of Maintenance Facility and Yard.
				S	-	-	-	-			
				T	-	536,053	-	536,053			
44	Construction of Parking Lot for SITRAS (phase 3) for the Municipality of Ponce	Ponce	2020	F	-	-	-	-	Narrative Justification Prepared by the Municipality	Municipality requested toll credit fund sharing.	Reprogrammed for FY23 \$3,000,000
				S	-	-	-	-			
				T	-	-	-	-			
45	Additional Funds for Preventive Maintenance for SITRAS's Facilities for the Municipality of Ponce	Ponce	2021	F	-	80,000	80,000	160,000	Narrative Justification Prepared by the Municipality	Municipality requested toll credit fund sharing.	
				S	-	-	-	-			
				T	-	80,000	80,000	160,000			
46	Additional Funds for Preventive Maintenance for SITRAS's Fleet for the Municipality of Ponce	Ponce	2021	F	-	-	376,847	376,847	Narrative Justification Prepared by the Municipality	Municipality requested toll credit fund sharing.	
				S	-	-	-	-			
				T	-	-	376,847	376,847			
47	GPS System Monthly Payment for the Municipality of Ponce	Ponce	2021	F	-	9,072	9,072	18,144	Narrative Justification Prepared by the Municipality	Municipality requested toll credit fund sharing.	
				S	-	-	-	-			
				T	-	9,072	9,072	18,144			
48	Acquisition & Instalation Surveillance Cameras for the Municipality of Ponce	Ponce	2021	F	-	139,950	-	139,950	Narrative Justification Prepared by the Municipality	Municipality requested toll credit fund sharing.	
				S	-	-	-	-			
				T	-	139,950	-	139,950			
49	Additional funds for Acquisition of four(4) Buses for the Municipality of Ponce	Ponce	2021	F	-	981,308	-	981,308	Narrative Justification Prepared by the Municipality	Municipality requested toll credit fund sharing.	
				S	-	-	-	-			
				T	-	981,308	-	981,308			
50	A/E of Eight (8) Bus Shelters in Compliance with ADA for the Municipality of Arroyo	PRHTA	2020	F	-	11,637	-	11,637	Narrative Justification Prepared by the Municipality	Municipality requested toll credit fund sharing.	5489-2020-45 Transportation Study under evaluation
				S	-	-	-	-			
				T	-	11,637	-	11,637			
51	Construction of Eight (8) Bus Shelters in Compliance with ADA for the Municipality of Arroyo	PRHTA	2018	F	-	-	116,372	116,372	Narrative Justification Prepared by the Municipality	Municipality requested toll credit fund sharing.	Carryover FY 2018. Transportation Study under evaluation
				S	-	-	-	-			
				T	-	-	116,372	116,372			
52	Design and Engineering of Public Terminal of Parking Facilities to improve the Transportation System and to Expand Service in Compliance with ADA for the Municipality of Arroyo	PRHTA	2020	F	-	150,000	-	150,000	Narrative Justification Prepared by the Municipality	Municipality requested toll credit fund sharing.	5489-2020-45 Transportation Study under evaluation
				S	-	-	-	-			
				T	-	150,000	-	150,000			
53	Construction of Public Terminal of Parking Facilities to improve the Transportation System and to Expand Service in Compliance with ADA for the Municipality of Arroyo	PRHTA	2018	F	-	-	1,500,000	1,500,000	Narrative Justification Prepared by the Municipality	Municipality requested toll credit fund sharing.	Carryover FY18 Transportation Study Under Evaluation
				S	-	-	-	-			
				T	-	-	1,500,000	1,500,000			
54	A/E Construction of Pedestrian Cycling Route for the Municipality of Arroyo	PRHTA	2018	F	-	100,000	-	100,000	Narrative Justification Prepared by the Municipality	Municipality requested toll credit fund sharing.	Carryover FY18 Transportation Study under evaluation
				S	-	-	-	-			
				T	-	100,000	-	100,000			
55	Construction of Pedestrian Cycling Route for the Municipality of Arroyo	PRHTA	2018	F	-	-	840,000	840,000	Narrative Justification Prepared by the Municipality	Municipality requested toll credit fund sharing.	Carryover funds FY17 & FY18 Transportation Study under evaluation
				S	-	-	-	-			
				T	-	-	840,000	840,000			

GOVERNMENT OF PUERTO RICO
PUERTO RICO DEPARTMENT OF TRANSPORTATION AND PUBLIC WORKS
PUERTO RICO HIGHWAY AND TRANSPORTATION AUTHORITY
STATEWIDE TRANSPORTATION IMPROVEMENT PROGRAM
FISCAL YEARS 2019 - 2022
AMENDMENT #2

SECTION: 5307 URBANIZED AREA FORMULA PROGRAM - URBANIZED AREA UNDER 200,000 POPULATION (UZA)

Num.	Project Description and Localization	Grantee	Year Entered	Annual Element				Total Est. Cost	Project Justification	Source of Local Funds	Remarks
				2019	2020	2021	2022				
56	Operating Assistance for Six (6) Drivers, One (1) Mechanic and One (1) Mechanic Assistant for the Municipality of Arroyo	PRHTA	2018	F	-	100,000	-	100,000	Narrative Justification Prepared by the Municipality	Municipality requested toll credit fund sharing.	5489-2020-45 Transportation Study under evaluation
				S	-	-	-	-			
				T	-	100,000	-	100,000			
57	A/E of an Intermodal Railway Transportation System for the Municipality of Arroyo	PRHTA	2020	F	-	-	-	-	Narrative Justification Prepared by the Municipality	Municipality requested toll credit fund sharing.	Transportation Study under evaluation FY 23 \$200,000
				S	-	-	-	-			
				T	-	-	-	-			
58	Construction of an Intermodal Railway Transportation System for the Municipality of Arroyo	PRHTA	2018	F	-	-	-	-	Narrative Justification Prepared by the Municipality	Municipality requested toll credit fund sharing.	Transportation Study under evaluation FY 24 \$2,150,000
				S	-	-	-	-			
				T	-	-	-	-			
59	Paratransit and trolley operating costs for the Municipality of Ceiba	PRHTA	2015	F	-	125,278	-	125,278	Narrative Justification Prepared by the Municipality	Certification Prepared by the Municipality	5489-2020-45
				S	-	-	-	-			
				T	-	125,278	-	125,278			
60	Preventive maintenance cost for transit vehicles for the Municipality of Ceiba	PRHTA	2017	F	-	5,666	-	5,666	Narrative Justification Prepared by the Municipality	Certification Prepared by the Municipality	5489-2020-45
				S	-	-	-	-			
				T	-	5,666	-	5,666			
61	Preventive Maintenance for Two (2) Trolleys, One (1) Paratransit and Two (2) Mini-Bus Vehicle for the Municipality of Fajardo	PRHTA	2013	F	-	64,496	26,186	90,682	Narrative Justification Prepared by the Municipality	Municipality requested toll credit fund sharing.	5489-2020-45
				S	-	-	-	-			
				T	-	64,496	26,186	90,682			
62	Operational Assistance for Public Transit System for the Municipality of Fajardo	PRHTA	2013	F	-	529,120	268,536	797,656	Narrative Justification Prepared by the Municipality	Municipality requested toll credit fund sharing.	5489-2020-45
				S	-	-	-	-			
				T	-	529,120	268,536	797,656			
63	Terminal Improvements for the Municipality of Florida	PRHTA	2019	F	-	14,320	-	14,320	Narrative Justification Prepared by the Municipality	Municipality requested toll credit fund sharing.	FY19 Application 5489-2019-9
				S	-	-	-	-			
				T	-	14,320	-	14,320			
64	Construction Bus Shelters for the Municipality of Florida	PRHTA	2019	F	-	284,760	-	284,760	Narrative Justification Prepared by the Municipality	Municipality requested toll credit fund sharing.	FY19 Application 5489-2019-9
				S	-	-	-	-			
				T	-	284,760	-	284,760			
65	Improvement to Sidewalks, Ramps and Pedestrian crossing in urban/rural areas in Compliance with ADA requirements for the Municipality of Guayanilla	PRHTA	2018	F	-	500,000	-	500,000	Narrative Justification Prepared by the Municipality	Municipality requested toll credit fund sharing.	Carryover funds FY2018. Conditioned to submittal of Transportation Study.
				S	-	-	-	-			
				T	-	500,000	-	500,000			
66	Operating Assistance for the Municipality of Guayanilla	PRHTA	2020	F	-	64,800	-	64,800	Narrative Justification Prepared by the Municipality	Municipality requested toll credit fund sharing.	5489-2020-45
				S	-	-	-	-			
				T	-	64,800	-	64,800			
67	Construction of fifteen (15) Bus Shelters in Compliance with ADA requirements for the Municipality of Guayanilla	PRHTA	2018	F	-	200,000	-	200,000	Narrative Justification Prepared by the Municipality	Municipality requested toll credit fund sharing.	Carryover funds FY2018. Conditioned to submittal of Transportation Study.
				S	-	-	-	-			
				T	-	200,000	-	200,000			
68	Design and Engineering Construction of Fifteen (15) Bus Shelters in Compliance with ADA requirements for the Municipality of Guayanilla	PRHTA	2018	F	-	55,000	-	55,000	Narrative Justification Prepared by the Municipality	Municipality requested toll credit fund sharing.	Carryover funds FY2018. Conditioned to submittal of Transportation Study.
				S	-	-	-	-			
				T	-	55,000	-	55,000			
69	Design and Engineering cost for the improvement to Sidewalks, Ramps and Pedestrian crossing in urban/rural areas in Compliance with ADA requirements for the Municipality of Guayanilla	PRHTA	2018	F	-	55,000	-	55,000	Narrative Justification Prepared by the Municipality	Municipality requested toll credit fund sharing.	Carryover funds FY2018. Conditioned to submittal of Transportation Study.
				S	-	-	-	-			
				T	-	55,000	-	55,000			
70	Reconstruction of Sidewalks and Ramps along the Trolley Route of the Transportation System for the Municipality of Guayanilla	PRHTA	2020	F	-	-	600,000	600,000	Narrative Justification Prepared by the Municipality	Municipality requested toll credit fund sharing.	Conditioned to submittal of Transportation Study.
				S	-	-	-	-			
				T	-	-	600,000	600,000			

GOVERNMENT OF PUERTO RICO
PUERTO RICO DEPARTMENT OF TRANSPORTATION AND PUBLIC WORKS
PUERTO RICO HIGHWAY AND TRANSPORTATION AUTHORITY
STATEWIDE TRANSPORTATION IMPROVEMENT PROGRAM
FISCAL YEARS 2019 - 2022
AMENDMENT #2

SECTION: 5307 URBANIZED AREA FORMULA PROGRAM - URBANIZED AREA UNDER 200,000 POPULATION (UZA)

Num.	Project Description and Localization	Grantee	Year Entered	Annual Element		Three Year Program				Total Est. Cost	Project Justification	Source of Local Funds	Remarks
						2019	2020	2021	2022				
71	Acquisition of three (3) 30 feet low rider buses-31 passengers for the replacement of One (1) trolley and Two (2) buses of the Transportation System for the Municipality of Guayanilla	PRHTA	2020	F	-	-	-	-	1,200,000	1,200,000	Narrative Justification Prepared by the Municipality	Municipality requested toll credit fund sharing.	Conditioned to submittal of Transportation Study.
				S	-	-	-	-	-	-			
				T	-	-	-	-	1,200,000	1,200,000			
72	Acquisition of three (3) 32 feet Minibuses - 24 passengers for the expansion of the Transportation System for the Municipality of Guayanilla Transportation System	PRHTA	2020	F	-	-	-	-	600,000	600,000	Narrative Justification Prepared by the Municipality	Municipality requested toll credit fund sharing.	Conditioned to submittal of Transportation Study.
				S	-	-	-	-	-	-			
				T	-	-	-	-	600,000	600,000			
73	Rehabilitation of the Terminal & Administrative Office of the Municipality of Guayanilla Transportation System	PRHTA	2020	F	-	-	-	-	-	-	Narrative Justification Prepared by the Municipality	Municipality requested toll credit fund sharing.	Conditioned to submittal of Transportation Study. FY23 \$2,704,572
				S	-	-	-	-	-	-			
				T	-	-	-	-	-	-			
74	Design & Construction of Transportation Buses Maintenance & Garage Center for the Municipality of Guayanilla	PRHTA	2021	F	-	-	-	-	-	-	Narrative Justification Prepared by the Municipality	Municipality requested toll credit fund sharing.	Conditioned to submittal of Transportation Study and divide the project by phases FY23 \$2,000,000
				S	-	-	-	-	-	-			
				T	-	-	-	-	-	-			
75	Design, Properties Acquisition & Construction of four (4) Mini-stations for the Municipality of Guayanilla	PRHTA	2021	F	-	-	-	-	-	-	Narrative Justification Prepared by the Municipality	Municipality requested toll credit fund sharing.	Conditioned to submittal of Transportation Study and divide the project by phases FY23 \$1,000,000
				S	-	-	-	-	-	-			
				T	-	-	-	-	-	-			
76	Design and Construction of Associated Transit Improvements-Improvements to sidewalks and streets along shelters and stops in Compliance with ADA requirements for the Municipality of Lajas	PRHTA	2018	F	-	-	252,500	-	-	252,500	Narrative Justification Prepared by the Municipality	Municipality requested toll credit fund sharing.	FY 2019 Application 5489-2019-9
				S	-	-	-	-	-	-			
				T	-	-	252,500	-	-	252,500			
77	Design & Construction of Eight(8) Bus Shelter and signage for Two (2) New Routes for the Municipality of Lajas	PRHTA	2018	F	-	-	240,000	-	-	240,000	Narrative Justification Prepared by the Municipality	Municipality requested toll credit fund sharing.	FY 2019 Application 5489-2019-9 Additional Funds \$48,000.
				S	-	-	-	-	-	-			
				T	-	-	240,000	-	-	240,000			
78	Operating Assistance for Paratransit Service for the Municipality of Lajas	PRHTA	2020	F	-	-	60,600	-	-	60,600	Narrative Justification Prepared by the Municipality	Municipality requested toll credit fund sharing.	
				S	-	-	-	-	-	-			
				T	-	-	60,600	-	-	60,600			
79	Design & Construction Bicycle Access to support Lajas Transportation System at La Parguera for the Municipality of Lajas	PRHTA	2019	F	-	-	594,049	-	-	594,049	Narrative Justification Prepared by the Municipality	Municipality requested toll credit fund sharing.	Application 5489-2019-9
				S	-	-	-	-	-	-			
				T	-	-	594,049	-	-	594,049			
80	Design and Construction sidewalks and streets along shelters and stops (additional funds) for the Municipality of Lajas	PRHTA	2019	F	-	-	48,000	-	-	48,000	Narrative Justification Prepared by the Municipality	Municipality requested toll credit fund sharing.	Application 5489-2019-9
				S	-	-	-	-	-	-			
				T	-	-	48,000	-	-	48,000			
81	Engineering & Design of existing Public Terminal of the Municipality of Lajas	PRHTA	2019	F	-	-	176,796	-	-	176,796	Narrative Justification Prepared by the Municipality	Municipality requested toll credit fund sharing.	
				S	-	-	-	-	-	-			
				T	-	-	176,796	-	-	176,796			
82	Design and Remodeling of existing Public Terminal of the Municipality of Lajas	PRHTA	2020	F	-	-	-	1,145,599	-	1,145,599	Narrative Justification Prepared by the Municipality	Municipality requested toll credit fund sharing.	Carryover Funds FY 20
				S	-	-	-	-	-	-			
				T	-	-	-	1,145,599	-	1,145,599			
83	Design and Construction of associated transit improvements Improvements to Sidewalks and Streets along Shelters and Stops in Compliance with ADA requirements for the Municipality of Luquillo	PRHTA	2018	F	-	-	225,000	-	-	225,000	Narrative Justification Prepared by the Municipality	Municipality requested toll credit fund sharing.	FY19: 5489-2019-9
				S	-	-	-	-	-	-			
				T	-	-	225,000	-	-	225,000			
84	Design and Construction of Four (4) Shelters and Signage for New Bus Route for the Municipality of Luquillo	PRHTA	2018	F	-	-	60,000	-	-	60,000	Narrative Justification Prepared by the Municipality	Municipality requested toll credit fund sharing.	FY19: 5489-2019-9
				S	-	-	-	-	-	-			
				T	-	-	60,000	-	-	60,000			
85	Design of Public Terminal for the Municipality of Luquillo	PRHTA	2020	F	-	-	1,057,916	-	-	1,057,916	Narrative Justification Prepared by the Municipality	Municipality requested toll credit fund sharing.	
				S	-	-	-	-	-	-			
				T	-	-	1,057,916	-	-	1,057,916			

GOVERNMENT OF PUERTO RICO
PUERTO RICO DEPARTMENT OF TRANSPORTATION AND PUBLIC WORKS
PUERTO RICO HIGHWAY AND TRANSPORTATION AUTHORITY
STATEWIDE TRANSPORTATION IMPROVEMENT PROGRAM
FISCAL YEARS 2019 - 2022
AMENDMENT #2

SECTION: 5307 URBANIZED AREA FORMULA PROGRAM - URBANIZED AREA UNDER 200,000 POPULATION (UZA)

Num.	Project Description and Localization	Grantee	Year Entered	Three Year Program				Total Est. Cost	Project Justification	Source of Local Funds	Remarks
				Annual Element	2019	2020	2021	2022			
86	Removal and Replacement of Existing Transportation Buses Garage, Center Roof, Wall and Floor for the Municipality of Luquillo	PRHTA	2021	F	-	-	-	-	Narrative Justification Prepared by the Municipality	Certification Prepared by the Municipality	Conditioned to Transportation Study and NEPA FY 23 \$1,541,124
				S	-	-	-	-			
				T	-	-	-	-			
87	Design and NEPA for the Construction of the Maintenance and washing center for the Transportation fleet for the Municipality of Luquillo	PRHTA	2021	F	-	-	-	390,000	Narrative Justification Prepared by the Municipality	Certification Prepared by the Municipality	Conditioned to Transportation Study and NEPA
				S	-	-	-	-			
				T	-	-	-	390,000			
88	Reconstruction of sidewalks and ramps along the Trolley route for the Municipality of Luquillo	PRHTA	2021	F	-	-	-	600,000	Narrative Justification Prepared by the Municipality	Certification Prepared by the Municipality	Conditioned to Transportation Study and NEPA
				S	-	-	-	-			
				T	-	-	-	600,000			
89	Properties acquisition for the Construction of three (3) Stop areas in the Trolley Route for the Municipality of Luquillo	PRHTA	2021	F	-	-	295,000	-	Narrative Justification Prepared by the Municipality	Certification Prepared by the Municipality	Conditioned to Transportation Study and NEPA
				S	-	-	-	-			
				T	-	-	295,000	-			
90	Acquisition & Instalation of (20) Shelters along the Trolley Route for the Municipality of Luquillo	PRHTA	2021	F	-	-	320,000	-	Narrative Justification Prepared by the Municipality	Certification Prepared by the Municipality	Conditioned to Transportation Study
				S	-	-	-	-			
				T	-	-	320,000	-			
91	Operating Assistance for Transportation System of the Municipality of Luquillo	PRHTA	2021	F	-	-	101,000	-	Narrative Justification Prepared by the Municipality	Certification Prepared by the Municipality	Conditioned to Transportation Study
				S	-	-	-	-			
				T	-	-	101,000	-			
92	Streets Sign and Stops Sign Identifying the Trolleys Stops for the Municipality of Naguabo	PRHTA	2015	F	-	-	150,000	-	Narrative Justification Prepared by the Municipality	Certification Prepared by the Municipality	Application 5489-2019-9
				S	-	-	-	-			
				T	-	-	150,000	-			
93	Engineering, Design and Environmental of the Maintenance Garage for the Municipality of Naguabo	PRHTA	2018	F	-	-	276,250	-	Narrative Justification Prepared by the Municipality	Municipality requested toll credit fund sharing.	Application 5489-2019-9
				S	-	-	-	-			
				T	-	-	276,250	-			
94	Improvement of Maintenance Garage for the Municipality of Naguabo	PRHTA	2018	F	-	-	502,500	255,025	Narrative Justification Prepared by the Municipality	Municipality requested toll credit fund sharing.	Application 5489-2019-9
				S	-	-	-	-			
				T	-	-	502,500	255,025			
95	Acquisition, Maintenance and Administration of Surveillance Cámaras, Radio Communication System, GPS for the Municipality of Naguabo	PRHTA	2019	F	-	-	68,315	-	Narrative Justification Prepared by the Municipality	Municipality requested toll credit fund sharing.	Application 5489-2019-9
				S	-	-	-	-			
				T	-	-	68,315	-			
96	Preventive Maintenance for Transit Feet for the Municipality of Naguabo	PRHTA	2020	F	-	-	25,000	-	Narrative Justification Prepared by the Municipality	Municipality requested toll credit fund sharing.	Application 5489-2019-9
				S	-	-	-	-			
				T	-	-	25,000	-			
97	Preventive Maintenance for Terminal for the Municipality of Naguabo	PRHTA	2019	F	-	-	130,000	-	Narrative Justification Prepared by the Municipality	Municipality requested toll credit fund sharing.	Application 5489-2019-9
				S	-	-	-	-			
				T	-	-	130,000	-			
98	Drug & Alcohol Test for the Municipality of Naguabo	PRHTA	2020	F	-	-	6,250	-	Narrative Justification Prepared by the Municipality	Municipality requested toll credit fund sharing.	
				S	-	-	-	-			
				T	-	-	6,250	-			
99	Operating Assistance for ADA Paratransit Service for the Municipality of Naguabo	PRHTA	2020	F	-	-	75,000	-	Narrative Justification Prepared by the Municipality	Municipality requested toll credit fund sharing.	
				S	-	-	-	-			
				T	-	-	75,000	-			
100	Purchase of Two (2) Buses-16 passengers for fixed route for the Municipality of Naguabo	PRHTA	2021	F	-	-	190,000	-	Narrative Justification Prepared by the Municipality	Municipality requested toll credit fund sharing.	
				S	-	-	-	-			
				T	-	-	190,000	-			

GOVERNMENT OF PUERTO RICO
PUERTO RICO DEPARTMENT OF TRANSPORTATION AND PUBLIC WORKS
PUERTO RICO HIGHWAY AND TRANSPORTATION AUTHORITY
STATEWIDE TRANSPORTATION IMPROVEMENT PROGRAM
FISCAL YEARS 2019 - 2022
AMENDMENT #2

SECTION: 5307 URBANIZED AREA FORMULA PROGRAM - URBANIZED AREA UNDER 200,000 POPULATION (UZA)

Num.	Project Description and Localization	Grantee	Year Entered	Annual Element	Three Year Program			Total Est. Cost	Project Justification	Source of Local Funds	Remarks	
				2019	2020	2021	2022					
101	Purchase of Two (2) Paratransit Vans-11 passengers to meet ADA Regulations for the Municipality of Naguabo	PRHTA	2021	F	-	-	180,000	-	180,000	Narrative Justification Prepared by the Municipality	Municipality requested toll credit fund sharing.	
				S	-	-	-	-	-			
				T	-	-	180,000	-	180,000			
102	Communications, Security and Tracking Devices for the Municipality of Naguabo	PRHTA	2021	F	-	-	30,000	-	30,000	Narrative Justification Prepared by the Municipality	Municipality requested toll credit fund sharing.	
				S	-	-	-	-	-			
				T	-	-	30,000	-	30,000			
103	Operating Assistance for ADA Paratransit Program for the Municipality of Naguabo	PRHTA	2021	F	-	-	200,000	-	200,000	Narrative Justification Prepared by the Municipality	Municipality requested toll credit fund sharing.	
				S	-	-	-	-	-			
				T	-	-	200,000	-	200,000			
104	Drug & Alcohol Test for the Municipality of Naguabo	PRHTA	2021	F	-	-	2,000	-	2,000	Narrative Justification Prepared by the Municipality	Municipality requested toll credit fund sharing.	
				S	-	-	-	-	-			
				T	-	-	2,000	-	2,000			
105	Preventive Maintenance Cost for Transit Fleet for the Municipality of Naguabo	PRHTA	2021	F	-	-	-	40,000	40,000	Narrative Justification Prepared by the Municipality	Municipality requested toll credit fund sharing.	
				S	-	-	-	-	-			
				T	-	-	-	40,000	40,000			
106	Operating Assistance for the Municipality of Peñuelas	PRHTA	2018	F	-	-	200,000	-	200,000	Narrative Justification Prepared by the Municipality	Municipality requested toll credit fund sharing.	
				S	-	-	-	-	-			
				T	-	-	200,000	-	200,000			
107	Acquisition of Two (2) Buses-16 passengers for fixed route for the Municipality of Peñuelas	PRHTA	2021	F	-	-	190,000	-	190,000	Narrative Justification Prepared by the Municipality	Municipality requested toll credit fund sharing.	
				S	-	-	-	-	-			
				T	-	-	190,000	-	190,000			
108	Acquisition of One (1) Paratransit-11 passengers for the Municipality of Peñuelas	PRHTA	2021	F	-	-	90,000	-	90,000	Narrative Justification Prepared by the Municipality	Municipality requested toll credit fund sharing.	
				S	-	-	-	-	-			
				T	-	-	90,000	-	90,000			
109	Communication, Security for Terminal and Tracking Services for transit fleet for the Municipality of Peñuelas	PRHTA	2021	F	-	-	30,000	-	30,000	Narrative Justification Prepared by the Municipality	Municipality requested toll credit fund sharing.	
				S	-	-	-	-	-			
				T	-	-	30,000	-	30,000			
110	Operating Assistance for ADA Paratransit Program for the Municipality of Peñuelas	PRHTA	2021	F	-	-	-	200,000	200,000	Narrative Justification Prepared by the Municipality	Municipality requested toll credit fund sharing.	
				S	-	-	-	-	-			
				T	-	-	-	200,000	200,000			
111	Drug & Alcohol Test for the Municipality of Peñuelas	PRHTA	2021	F	-	-	2,000	-	2,000	Narrative Justification Prepared by the Municipality	Municipality requested toll credit fund sharing.	
				S	-	-	-	-	-			
				T	-	-	2,000	-	2,000			
112	Preventive Maintenance for transit fleet for the Municipality of Peñuelas	PRHTA	2021	F	-	-	20,000	20,000	40,000	Narrative Justification Prepared by the Municipality	Municipality requested toll credit fund sharing.	
				S	-	-	-	-	-			
				T	-	-	20,000	20,000	40,000			
113	Engineering, Design and Environmental (phase I) of the Plaza Terminal Jesús Ramírez Arroyo for the Municipality of Peñuelas	PRHTA	2021	F	-	-	125,000	-	125,000	Narrative Justification Prepared by the Municipality	Municipality requested toll credit fund sharing.	
				S	-	-	-	-	-			
				T	-	-	125,000	-	125,000			
114	Construction (phase II) of Plaza Terminal Jesús Ramírez Arroyo for the Municipality of Peñuelas	PRHTA	2021	F	-	-	-	259,558	259,558	Narrative Justification Prepared by the Municipality	Municipality requested toll credit fund sharing.	
				S	-	-	-	-	-			
				T	-	-	-	259,558	259,558			
115	Acquisition of Two (2) Buses-16 passengers for fixed route for the Municipality of Quebradillas	PRHTA	2021	F	-	-	-	190,000	190,000	Narrative Justification Prepared by the Municipality	Municipality requested toll credit fund sharing.	
				S	-	-	-	-	-			
				T	-	-	-	190,000	190,000			

GOVERNMENT OF PUERTO RICO
PUERTO RICO DEPARTMENT OF TRANSPORTATION AND PUBLIC WORKS
PUERTO RICO HIGHWAY AND TRANSPORTATION AUTHORITY
STATEWIDE TRANSPORTATION IMPROVEMENT PROGRAM
FISCAL YEARS 2019 - 2022
AMENDMENT #2

SECTION: 5307 URBANIZED AREA FORMULA PROGRAM - URBANIZED AREA UNDER 200,000 POPULATION (UZA)

Num.	Project Description and Localization	Grantee	Year Entered	Annual Element		Three Year Program				Total Est. Cost	Project Justification	Source of Local Funds	Remarks
					2019	2020	2021	2022					
116	Acquisition of One (1) Paratransit-11 passengers for the Municipality of Quebradillas	PRHTA	2021	F	-	-	-	90,000	90,000	Narrative Justification Prepared by the Municipality	Municipality requested toll credit fund sharing.	Conditioned to submittal of Transportation Study.	
				S	-	-	-	-	-				
				T	-	-	-	90,000	90,000				
117	Communication, Security for Terminal and Tracking Services for transit fleet for the Municipality of Quebradillas	PRHTA	2021	F	-	-	-	30,000	30,000	Narrative Justification Prepared by the Municipality	Municipality requested toll credit fund sharing.	Conditioned to submittal of Transportation Study.	
				S	-	-	-	-	-				
				T	-	-	-	30,000	30,000				
118	Operating Assistance for ADA Paratransit Program for the Municipality of Quebradillas	PRHTA	2021	F	-	-	-	200,000	200,000	Narrative Justification Prepared by the Municipality	Municipality requested toll credit fund sharing.	Conditioned to submittal of Transportation Study.	
				S	-	-	-	-	-				
				T	-	-	-	200,000	200,000				
119	Drug & Alcohol Test for the Municipality of Quebradillas	PRHTA	2021	F	-	-	-	2,000	2,000	Narrative Justification Prepared by the Municipality	Municipality requested toll credit fund sharing.	Conditioned to submittal of Transportation Study.	
				S	-	-	-	-	-				
				T	-	-	-	2,000	2,000				
120	Preventive Maintenance for Transit Fleet for the Municipality of Quebradillas	PRHTA	2021	F	-	-	-	20,000	20,000	Narrative Justification Prepared by the Municipality	Municipality requested toll credit fund sharing.	Conditioned to submittal of Transportation Study.	
				S	-	-	-	-	-				
				T	-	-	-	20,000	20,000				
121	Preventive Maintenance for Transit Facilities for the Municipality of Quebradillas	PRHTA	2021	F	-	-	-	40,000	40,000	Narrative Justification Prepared by the Agency	Municipality requested toll credit fund sharing.	Conditioned to submittal of Transportation Study.	
				S	-	-	-	-	-				
				T	-	-	-	40,000	40,000				
122	Operating Assistance for the University of Puerto Rico at Mayagüez	PRHTA	2021	F	-	-	1,045,211	-	1,045,211	Narrative Justification Prepared by the Agency	Toll Credit		
				S	-	-	-	-	-				
				T	-	-	1,045,211	-	1,045,211				
123	Construction of the Ferry Boat Terminal at Roosevelt Road	PRHTA/ATM	2018	F	-	-	25,000,000	-	25,000,000	Narrative Justification Prepared by the Agency	Toll Credit	Carryover Funds FY2018 \$15,000,000	
				S	-	-	-	-	-				
				T	-	-	25,000,000	-	25,000,000				
124	Feasibility Study of Maritime Transit Oriented	PRHTA/ATM	2020	F	-	-	300,000	-	300,000	Narrative Justification Prepared by the Agency	Toll Credit		
				S	-	-	-	-	-				
				T	-	-	300,000	-	300,000				
125	Operating Assistance	PRHTA/ATM	2019	F	-	-	10,030,364	3,410,546	13,440,910	Narrative Justification Prepared by the Agency	Toll Credit	Carryover Funds FY2020	
				S	-	-	-	-	-				
				T	-	-	10,030,364	3,410,546	13,440,910				
126	Construction of New Terminal for the Municipality of Villalba	Villalba	2014	F	-	-	1,209,289	-	1,209,289	Narrative Justification Prepared by the Municipality	Municipality requested toll credit fund sharing.	Carryover Funds FY 2019 (\$3,310, 242)	
				S	-	-	-	-	-				
				T	-	-	1,209,289	-	1,209,289				
127	Preventive Maintenance for Vehicles of Transportation System for the Municipality of Villalba	Villalba	2017	F	-	-	223,091	-	223,091	Narrative Justification Prepared by the Municipality	Municipality requested toll credit fund sharing.	Carryover funds FY2018 Application 6416-2018-2	
				S	-	-	-	-	-				
				T	-	-	223,091	-	223,091				
128	Operational Assistance for the Transportation System of the Municipality of Villalba	Villalba	2017	F	-	-	272,091	-	272,091	Narrative Justification Prepared by the Municipality	Municipality requested toll credit fund sharing.	Carryover funds FY2018 Application 6416-2018-2	
				S	-	-	-	-	-				
				T	-	-	272,091	-	272,091				
129	Design and Construction of Pedestrian and Cycling Route of the Municipality of Villalba	Villalba	2018	F	-	-	1,100,000	-	1,100,000	Narrative Justification Prepared by the Municipality	Municipality requested toll credit fund sharing.	Carryover funds FY2018 Application 6416-2018-2	
				S	-	-	-	-	-				
				T	-	-	1,100,000	-	1,100,000				
130	Maintenance Facility for the Public Trolleys of the Municipality of Villalba	Villalba	2018	F	-	-	1,942,674	-	1,942,674	Narrative Justification Prepared by the Municipality	Municipality requested toll credit fund sharing.	Carryover funds FY2018 Application 6416-2018-2	
				S	-	-	-	-	-				
				T	-	-	1,942,674	-	1,942,674				

GOVERNMENT OF PUERTO RICO
 PUERTO RICO DEPARTMENT OF TRANSPORTATION AND PUBLIC WORKS
 PUERTO RICO HIGHWAY AND TRANSPORTATION AUTHORITY
 STATEWIDE TRANSPORTATION IMPROVEMENT PROGRAM
 FISCAL YEARS 2019 - 2022
 AMENDMENT #2

SECTION: 5307 URBANIZED AREA FORMULA PROGRAM - URBANIZED AREA UNDER 200,000 POPULATION (UZA)

Num.	Project Description and Localization	Grantee	Year Entered	Annual Element		Three Year Program				Total Est. Cost	Project Justification	Source of Local Funds	Remarks
					2019	2020	2021	2022					
131	Construction of Pedestrian Cycling route for the Municipality of Villalba (Phase II)	Villalba	2019	F	-	-	570,000	-	-	570,000	Narrative Justification Prepared by the Municipality	Municipality requested toll credit fund sharing.	Carryover Funds FY19 Application 6416-2019-3
				S	-	-	-	-	-	-			
				T	-	-	570,000	-	-	570,000			
132	Acquisition of Eight (8) Bike Racks for the Municipality of Villalba	Villalba	2020	F	-	-	5,000	-	-	5,000	Narrative Justification Prepared by the Municipality	Municipality requested toll credit fund sharing.	Carryover funds FY19 Application 6416-2019-2
				S	-	-	-	-	-	-			
				T	-	-	5,000	-	-	5,000			
133	Repair of thirty (36) shelter for bus stop station for Transportation System for the Municipality of Villalba	Villalba	2021	F	-	-	360,000	-	-	360,000	Narrative Justification Prepared by the Municipality	Municipality requested toll credit fund sharing.	Application 6416-2020-6
				S	-	-	-	-	-	-			
				T	-	-	360,000	-	-	360,000			
134	Design & Construction of Bus Wash facility for the Municipality of Villalba	Villalba	2021	F	-	-	77,400	-	-	77,400	Narrative Justification Prepared by the Municipality	Municipality requested toll credit fund sharing.	
				S	-	-	-	-	-	-			
				T	-	-	77,400	-	-	77,400			
135	Purchase of equipment support for the Municipality of Villalba	Villalba	2021	F	-	-	90,000	-	-	90,000	Narrative Justification Prepared by the Municipality	Municipality requested toll credit fund sharing.	
				S	-	-	-	-	-	-			
				T	-	-	90,000	-	-	90,000			
136	Design and Installation of Solar Energy Project for Transportation System for the Municipality of Villalba	Villalba	2021	F	-	-	300,000	-	-	300,000	Narrative Justification Prepared by the Municipality	Municipality requested toll credit fund sharing.	
				S	-	-	-	-	-	-			
				T	-	-	300,000	-	-	300,000			
137	Design & Construction of the Pedestrian Cycling Route (3rd Phase) for the Municipality of Villalba	Villalba	2021	F	-	-	1,500,000	-	-	1,500,000	Narrative Justification Prepared by the Municipality	Municipality requested toll credit fund sharing.	
				S	-	-	-	-	-	-			
				T	-	-	1,500,000	-	-	1,500,000			
138	Improvements to sidewalks and streets along shelters and stops in compliance with ADA requirements for the Municipality of Villalba	Villalba	2021	F	-	-	613,000	-	-	613,000	Narrative Justification Prepared by the Municipality	Municipality requested toll credit fund sharing.	
				S	-	-	-	-	-	-			
				T	-	-	613,000	-	-	613,000			
139	Operational Assistance for Public Transportation System for the Municipality of Yauco	Yauco	2015	F	-	-	511,476	807,668	-	1,319,144	Narrative Justification Prepared by the Municipality	Municipality requested toll credit fund sharing.	
				S	-	-	-	-	-	-			
				T	-	-	511,476	807,668	-	1,319,144			
140	Operational Assistance for ADA Paratransit Services for the Municipality of Yauco	Yauco	2015	F	-	-	199,258	170,841	-	370,099	Narrative Justification Prepared by the Municipality	Municipality requested toll credit fund sharing.	Carryover \$140,000 FY16 & FY20
				S	-	-	-	-	-	-			
				T	-	-	199,258	170,841	-	370,099			
141	Acquisition of (4) Buses for replacement (20-25 passengers) for the Municipality of Yauco	Yauco	2016	F	-	-	500,000	-	-	500,000	Narrative Justification Prepared by the Municipality	Municipality requested toll credit fund sharing.	Carryover funds FY18
				S	-	-	-	-	-	-			
				T	-	-	500,000	-	-	500,000			
142	Preventive Maintenance for Public Transportation Vehicles for the Municipality of Yauco	Yauco	2016	F	-	-	71,408	120,000	-	191,408	Narrative Justification Prepared by the Municipality	Municipality requested toll credit fund sharing.	Carryover funds FY17 Application 6675-2019-3
				S	-	-	-	-	-	-			
				T	-	-	71,408	120,000	-	191,408			
143	Acquisition of a Tow Truck Support Vehicle for ADA vehicles and Public Transportation Vehicles for the Municipality of Yauco	Yauco	2016	F	-	-	175,000	-	-	175,000	Narrative Justification Prepared by the Municipality	Municipality requested toll credit fund sharing.	Carryover FY20
				S	-	-	-	-	-	-			
				T	-	-	175,000	-	-	175,000			
144	Construction of Maintenance and Administrative Facility for the Municipality of Yauco	Yauco	2018	F	-	-	-	1,250,000	-	1,250,000	Narrative Justification Prepared by the Municipality	Municipality requested toll credit fund sharing.	Carryover FY16 Application 6675-2019-3
				S	-	-	-	-	-	-			
				T	-	-	-	1,250,000	-	1,250,000			
145	Acquisition of Administrative Vehicle for the Municipality of Yauco	Yauco	2018	F	-	-	80,000	-	-	80,000	Narrative Justification Prepared by the Municipality	Municipality requested toll credit fund sharing.	Carryover FY18 Application 6675-2019-2
				S	-	-	-	-	-	-			
				T	-	-	80,000	-	-	80,000			
146	Acquisition of Computers, Software and Hardware for the Public Transportation System of the Municipality of Yauco	Yauco	2019	F	-	-	4,000	-	-	4,000	Narrative Justification Prepared by the Municipality	Municipality requested toll credit fund sharing.	Carryover FY18: \$40,000 Application 6675-2019-3 \$40,000
				S	-	-	-	-	-	-			
				T	-	-	4,000	-	-	4,000			
147	Acquisition of 4X4 passenger vehicle for the Public Transportation System of the Municipality of Yauco	Yauco	2019	F	-	-	60,000	-	-	60,000	Narrative Justification Prepared by the Municipality	Municipality requested toll credit fund sharing.	Carryover FY19 Application 6675-2019-4
				S	-	-	-	-	-	-			
				T	-	-	60,000	-	-	60,000			
148	Acquisition of Fare Box System for Public Transportation Vehicles of the Municipality of Yauco	Yauco	2019	F	-	-	10,000	-	-	10,000	Narrative Justification Prepared by the Municipality	Municipality requested toll credit fund sharing.	Carryover FY19 Application 6675-2019-4
				S	-	-	-	-	-	-			
				T	-	-	10,000	-	-	10,000			
149	Preventive Maintenance for the Infrastructure of Three (3) Public Transportation Terminals of the Municipality of Yauco	Yauco	2019	F	-	-	188,200	-	-	188,200	Narrative Justification Prepared by the Municipality	Municipality requested toll credit fund sharing.	Carryover FY19 Application 6675-2019-3
				S	-	-	-	-	-	-			
				T	-	-	188,200	-	-	188,200			

GOVERNMENT OF PUERTO RICO
 PUERTO RICO DEPARTMENT OF TRANSPORTATION AND PUBLIC WORKS
 PUERTO RICO HIGHWAY AND TRANSPORTATION AUTHORITY
 STATEWIDE TRANSPORTATION IMPROVEMENT PROGRAM
 FISCAL YEARS 2019 - 2022
 AMENDMENT #2

SECTION: 5307 URBANIZED AREA FORMULA PROGRAM - URBANIZED AREA UNDER 200,000 POPULATION (UZA)

Num.	Project Description and Localization	Grantee	Year Entered	Annual Element		Three Year Program				Total Est. Cost	Project Justification	Source of Local Funds	Remarks
					2019	2020	2021	2022					
150	Construction and Repair of Streets, Sidewalks and ADA Ramps Along the Trolley Routes for the Municipality of Yauco	Yauco	2019	F	-	-	196,560	-	196,560	Narrative Justification Prepared by the Municipality	Municipality requested toll credit fund sharing.	Carryover FY19 Application 6675-2019-2	
				S	-	-	-	-	-				
				T	-	-	196,560	-	196,560				
151	Acquisition of Tools and Equipment for the Mechanic Shop of the Public Transportation for the Municipality of Yauco	Yauco	2019	F	-	-	9,000	-	9,000	Narrative Justification Prepared by the Municipality	Municipality requested toll credit fund sharing.	Carryover FY19	
				S	-	-	-	-	-				
				T	-	-	9,000	-	9,000				
152	Acquisition of Surveillance Cameras, GPS, Software and Hardware for vehicles and accessories to support Security for Public Transportation Program for the Municipality of Yauco	Yauco	2019	F	-	-	35,000	-	35,000	Narrative Justification Prepared by the Municipality	Municipality requested toll credit fund sharing.	Carryover Funds FY19 Application 6675-2019-4	
				S	-	-	-	-	-				
				T	-	-	35,000	-	35,000				
153	Drug and Alcohol Testing for Employees of Public Transportatin System for the Municipality of Yauco	Yauco	2019	F	-	-	12,900	-	12,900	Narrative Justification Prepared by the Municipality	Municipality requested toll credit fund sharing.	Carryover Funds FY19 Application 6675-2019-4	
				S	-	-	-	-	-				
				T	-	-	12,900	-	12,900				
154	In-Service and other Educational Services for the Public Transportation Personnel of the Municipality of Yauco	Yauco	2019	F	-	-	3,500	-	3,500	Narrative Justification Prepared by the Municipality	Municipality requested toll credit fund sharing.	Carryover FY19 & FY20 Application 6675-2019-4	
				S	-	-	-	-	-				
				T	-	-	3,500	-	3,500				
155	Insurance, Permits and Liability Insurance Expenses for Public Transportation System of the Municipality of Yauco	Yauco	2019	F	-	-	10,000	-	10,000	Narrative Justification Prepared by the Municipality	Municipality requested toll credit fund sharing.	Carryover FY 19 Application 6675-2019-4	
				S	-	-	-	-	-				
				T	-	-	10,000	-	10,000				
156	Improvement Enhancements for Transportation System Terminals (Bench, Garbage, Cans, etc.) for the Municipality of Yauco	Yauco	2019	F	-	-	30,000	-	30,000	Narrative Justification Prepared by the Municipality	Municipality requested toll credit fund sharing.	Carryover FY19 \$10,000 Application 6675-2019-4	
				S	-	-	-	-	-				
				T	-	-	30,000	-	30,000				
157	Security Service for Terminals and Park Storage Lot for the Municipality of Yauco	Yauco	2020	F	-	-	64,713	-	64,713	Narrative Justification Prepared by the Municipality	Municipality requested toll credit fund sharing.	Carryover FY19 Application 6675-2019-4	
				S	-	-	-	-	-				
				T	-	-	64,713	-	64,713				
158	Maintenance and Repairs of Bus Shelters for the Municipality of Yauco	Yauco	2020	F	-	-	50,000	-	50,000	Narrative Justification Prepared by the Municipality	Municipality requested toll credit fund sharing.		
				S	-	-	-	-	-				
				T	-	-	50,000	-	50,000				
159	Replacement of Ten (10) Buses for the Municipality of Yauco	Yauco	2020	F	-	-	857,580	-	857,580	Narrative Justification Prepared by the Municipality	Municipality requested toll credit fund sharing.		
				S	-	-	-	-	-				
				T	-	-	857,580	-	857,580				
160	Acquisition of Support Vehicle for Preventive Maintenance for the Municipality of Yauco	Yauco	2020	F	-	-	50,000	-	50,000	Narrative Justification Prepared by the Municipality	Municipality requested toll credit fund sharing.		
				S	-	-	-	-	-				
				T	-	-	50,000	-	50,000				
161	Engineering & Design Bicycle Route Transportation Study (phase 1 & 2) for the Municipality of Yauco	Yauco	2021	F	-	-	200,700	-	200,700	Narrative Justification Prepared by the Municipality	Municipality requested toll credit fund sharing.		
				S	-	-	-	-	-				
				T	-	-	200,700	-	200,700				
162	Rent & Utilities. monthly expenses for Public Administrative Office (Operating Assistance)	Yauco	2021	F	-	-	431,808	-	431,808	Narrative Justification Prepared by the Municipality	Municipality requested toll credit fund sharing.		
				S	-	-	-	-	-				
				T	-	-	431,808	-	431,808				
			Total Federal Funds:	F	-	-	74,500,131	23,347,628	97,847,759				
			Total State or Local Funds:	S	-	-	-	-	-				
			Total	T	-	-	74,500,131	23,347,628	97,847,759				



Government of Puerto Rico

Puerto Rico Department of Transportation and Public Works
Puerto Rico Highway and Transportation Authority

Statewide Transportation Improvement Program (STIP)

FEDERAL TRANSIT ADMINISTRATION (FTA)

Urbanized Area Under 200,000 in Population (UZA)

Section 5310

GOVERNMENT OF PUERTO RICO
 PUERTO RICO DEPARTMENT OF TRANSPORTATION AND PUBLIC WORKS
 PUERTO RICO HIGHWAY AND TRANSPORTATION AUTHORITY
 STATEWIDE TRANSPORTATION IMPROVEMENT PROGRAM
 FISCAL YEARS 2019 - 2022
 AMENDMENT #2

Section 5310: Enhanced Mobility of Seniors and Persons with Disabilities, Urbanized Area Under 200,000 in Population Formula Program (UZA)

Num.	Project Description and Localization	Grantee	Year Entered	Annual Element		Three Year Program				Total	Project Justification	Source of Local Funds	Remarks
						2019	2020	2021	2022	Est. Cost			
1	Replacement of Two (2) Mini Buses (16 passengers) for the Municipality of Hormigueros	PRHTA	2021	F	-	-	-	-	190,000	190,000	Narrative Justification submitted by Municipality	Toll Credits	
				S	-	-	-	-	-	-			
				T	-	-	-	-	190,000	190,000			
2	Preventive Maintenance for fleet of the Municipality of Hormigueros	PRHTA	2021	F	-	-	20,000	-	-	20,000	Narrative Justification submitted by Municipality	Toll Credits	
				S	-	-	-	-	-	-			
				T	-	-	20,000	-	-	20,000			
3	Operating Assistance for the Municipality of Hormigueros	PRHTA	2021	F	-	-	57,645	-	-	57,645	Narrative Justification submitted by Municipality	Toll Credits	
				S	-	-	-	-	-	-			
				T	-	-	57,645	-	-	57,645			
4	Acquisition of one (1) Vans (11 passengers) for COSSMA organization for the Municipality of Naguabo	PRHTA	2021	F	-	-	90,000	-	-	90,000	Narrative Justification submitted by Municipality	Toll Credits	
				S	-	-	-	-	-	-			
				T	-	-	90,000	-	-	90,000			
5	Operating Assistance for COSSMA organization for the Municipality of Naguabo	PRHTA	2021	F	-	-	27,739	-	-	27,739	Narrative Justification submitted by Municipality	Toll Credits	
				S	-	-	-	-	-	-			
				T	-	-	27,739	-	-	27,739			
6	Preventive Maintenance for COSSMA organization for the Municipality of Naguabo	PRHTA	2021	F	-	-	3,895	-	-	3,895	Narrative Justification submitted by Municipality	Toll Credits	
				S	-	-	-	-	-	-			
				T	-	-	3,895	-	-	3,895			
7	Acquisition of Three (3) Buses 30 FT for the Municipality of Ponce	PRHTA	2021	F	-	-	1,230,231	-	-	1,230,231	Narrative Justification submitted by Municipality	Toll Credits	
				S	-	-	-	-	-	-			
				T	-	-	1,230,231	-	-	1,230,231			
8	Operating Assistance for the Municipality of Ponce	PRHTA	2021	F	-	-	200,000	-	-	200,000	Narrative Justification submitted by Municipality	Toll Credits	
				S	-	-	-	-	-	-			
				T	-	-	200,000	-	-	200,000			
9	Acquisition of One (1) Van (11 passengers) for the Municipality of Sabana Grande	PRHTA	2021	F	-	-	90,000	-	-	90,000	Narrative Justification submitted by Municipality	Toll Credits	
				S	-	-	-	-	-	-			
				T	-	-	90,000	-	-	90,000			
10	Operating Assistance for the Municipality of Sabana Grande	PRHTA	2021	F	-	-	22,744	-	-	22,744	Narrative Justification submitted by Municipality	Toll Credits	
				S	-	-	-	-	-	-			
				T	-	-	22,744	-	-	22,744			
11	Preventive Maintenance for the Municipality of Sabana Grande	PRHTA	2021	F	-	-	5,000	-	-	5,000	Narrative Justification submitted by Municipality	Toll Credits	
				S	-	-	-	-	-	-			
				T	-	-	5,000	-	-	5,000			
12	Acquisition of One (1) Van (11 passengers) to the Office of Services for People with Disabilities for the Municipality of Sabana Grande	PRHTA	2021	F	-	-	90,000	-	-	90,000	Narrative Justification submitted by Municipality	Toll Credits	
				S	-	-	-	-	-	-			
				T	-	-	90,000	-	-	90,000			

GOVERNMENT OF PUERTO RICO
 PUERTO RICO DEPARTMENT OF TRANSPORTATION AND PUBLIC WORKS
 PUERTO RICO HIGHWAY AND TRANSPORTATION AUTHORITY
 STATEWIDE TRANSPORTATION IMPROVEMENT PROGRAM
 FISCAL YEARS 2019 - 2022
 AMENDMENT #2

Section 5310: Enhanced Mobility of Seniors and Persons with Disabilities, Urbanized Area Under 200,000 in Population Formula Program (UZA)

Num.	Project Description and Localization	Grantee	Year Entered	Annual Element		Three Year Program				Total	Project Justification	Source of Local Funds	Remarks
					2019	2020	2021	2022	Est. Cost				
13	Preventive Maintenance for the Office of Services for People with Disabilities for the Municipality of Sabana Grande	PRHTA	2021	F	-	-	5,000	-	5,000	Narrative Justification submitted by Municipality	Toll Credits		
				S	-	-	-	-	-				
				T	-	-	5,000	-	5,000				
14	Operating Assistance for the Office of Services for People with Disabilities for the Municipality of Sabana Grande	PRHTA	2021	F	-	-	21,688	-	21,688	Narrative Justification submitted by Municipality	Toll Credits		
				S	-	-	-	-	-				
				T	-	-	21,688	-	21,688				
15	Acquisition of Three (3) Vans (11 passengers) to the Transportation Office for the Municipality of Sabana Grande	PRHTA	2021	F	-	-	270,000	-	270,000	Narrative Justification submitted by Municipality	Toll Credits		
				S	-	-	-	-	-				
				T	-	-	270,000	-	270,000				
16	Preventive Maintenance for the Office of Services for People with Disabilities for the Municipality of Sabana Grande	PRHTA	2021	F	-	-	20,000	-	20,000	Narrative Justification submitted by Municipality	Toll Credits		
				S	-	-	-	-	-				
				T	-	-	20,000	-	20,000				
17	Operating Assistance for the Office of Services for People with Disabilities for the Municipality of Sabana Grande	PRHTA	2021	F	-	-	90,976	-	90,976	Narrative Justification submitted by Municipality	Toll Credits		
				S	-	-	-	-	-				
				T	-	-	90,976	-	90,976				
		Total Federal Funds:	F	-	-	2,244,918	190,000	2,434,918					
		Total State or Local Funds:	S	-	-	-	-	-					
		Total	T	-	-	2,244,918	190,000	2,434,918					



Government of Puerto Rico

Puerto Rico Department of Transportation and Public Works
Puerto Rico Highway and Transportation Authority

Statewide Transportation Improvement Program (STIP)

FEDERAL TRANSIT ADMINISTRATION (FTA)

Urbanized Area Under 200,000 in Population (UZA)

Section 5337

GOVERNMENT OF PUERTO RICO
 PUERTO RICO DEPARTMENT OF TRANSPORTATION AND PUBLIC WORKS
 PUERTO RICO HIGHWAY AND TRANSPORTATION AUTHORITY
 STATEWIDE TRANSPORTATION IMPROVEMENT PROGRAM
 FISCAL YEARS 2019 - 2022
 AMENDMENT #2

SECTION 5337: HIGH INTENSITY FIXED GUIDEWAY STATE OF GOOD REPAIR, Urbanized Area Under 200,000 in Population Formula Program (UZA)

Num.	Description	Grantee	Year Apportioned	Annual Element		Three Years Program			Total Estimated Cost	Project Justification	Source of Local Funds	Remarks
					2019	2020	2021	2022				
1	Acquisition of New Vessel for passengers in the Island Service.	PRHTA/ATM	2020	F	-		8,000,000	-	8,000,000	Narrative Justification Prepared by the Agency	Toll Credits	Carryover FY20
				S	-	-	-	-	-			
				T	-	-	8,000,000	-	8,000,000			
2	Preventive Maintenance, Overhaul & Vessel Repairs for Island Services	PRHTA/ATM	2020	F			5,500,000		5,500,000	Narrative Justification Prepared by the Agency	Toll Credit	Carryover FY20
				S								
				T			5,500,000		5,500,000			
		Total Federal Funds:			-	-	13,500,000	-	13,500,000			
		Total State or Local Funds:			-	-	-	-	-			
		Total			-	-	13,500,000	-	13,500,000			



Government of Puerto Rico

Puerto Rico Department of Transportation and Public Works
Puerto Rico Highway and Transportation Authority

Statewide Transportation Improvement Program (STIP)

FEDERAL TRANSIT ADMINISTRATION (FTA)

Urbanized Area Under 200,000 in Population (UZA)

Section 5339

GOVERNMENT OF PUERTO RICO
PUERTO RICO DEPARTMENT OF TRANSPORTATION AND PUBLIC WORKS
PUERTO RICO HIGHWAY AND TRANSPORTATION AUTHORITY
STATEWIDE TRANSPORTATION IMPROVEMENT PROGRAM
FISCAL YEARS 2019- 2022
AMENDMENT #2

SECTION 5339: BUS AND BUS FACILITIES FORMULA PROGRAM - URBANIZED AREA UNDER 200,000 POPULATION (UZA)

Num.	Description	Grantee	Year Entered	Annual Element		Three Year Program			Total Est. Cost	Project Justification	Source of Local Funds	Remarks
					2019	2020	2021	2022				
1	Acquisition of Special Equipment Tools for the Maintenance of Vehicles for the Municipality of Camuy	Camuy	2018	F	-	-	13,200	-	13,200	Narrative Justification Submitted	Toll Credits	Application 5487-2018-02
				S	-	-	-	-	-			
				T	-	-	13,200	-	13,200			
2	Communications, Security and Tracking Devices (GPS) for the Municipality of Camuy	Camuy	2018	F	-	-	60,175	-	60,175	Narrative Justification Submitted	Toll Credits	Application 5487-2019-02
				S	-	-	-	-	-			
				T	-	-	60,175	-	60,175			
3	Improvements to Elevator of Felipe Martínez Publico Terminal of the Municipality of Camuy	Camuy	2021	F	-	-	64,600	-	64,600	Narrative Justification Submitted	Toll Credits	
				S	-	-	-	-	-			
				T	-	-	64,600	-	64,600			
4	Communication Systems and GPS for Municipality of Hatillo	Hatillo	2019	F	-	-	30,000	-	30,000	Narrative Justification Prepared by the Municipality	Toll Credits	Application 5322-2020-01
				S	-	-	-	-	-			
				T	-	-	30,000	-	30,000			
5	Design and webmaster for the transportation system webpage of the Municipality of Mayagüez	Mayagüez	2020	F	-	-	5,000	5,000	10,000	Narrative Justification Prepared by the Municipality	Toll Credits	Application 3049-2020-41
				S	-	-	-	-	-			
				T	-	-	5,000	5,000	10,000			
6	Additional Funds for Acquisition of the Acquisition of Surveillance Cameras SITRAS buses for the Municipality of Ponce	Ponce	2020	F	-	-	8,000	-	8,000	Narrative Justification Submitted	Toll Credits	Application 3049-2020-1
				S	-	-	-	-	-			
				T	-	-	8,000	-	8,000			
7	Additional funds for the Acquisition of Six (6) Paratransit Vans for the Municipality of Ponce	Ponce	2020	F	-	-	7,000	-	7,000	Narrative Justification Submitted	Toll Credits	Application 3049-2020-1
				S	-	-	-	-	-			
				T	-	-	7,000	-	7,000			
8	Acquisition of three (3) 30-fleet buses & Additional funds for One (1) Trolley for the Municipality of Ponce	Ponce	2020	F	-	-	523,944	-	523,944	Narrative Justification Submitted	Toll Credits	Application 3049-2020-1
				S	-	-	-	-	-			
				T	-	-	523,944	-	523,944			
9	Additional Funds for the Acquisition of 30-Ft Buses for the Municipality of Ponce	Ponce	2021	F	-	-	1,600,901	-	1,600,901	Narrative Justification Submitted	Toll Credits	Lapsing Funds FY18 Application 3049-2020-1
				S	-	-	-	-	-			
				T	-	-	1,600,901	-	1,600,901			
10	Acquisition of computer software and hardware for the Municipality of Ceiba	PRHTA	2019	F	-	-	2,600	-	2,600	Narrative Justification Submitted	Toll Credits	Amendment pending PR-2018-019-01
				S	-	-	-	-	-			
				T	-	-	2,600	-	2,600			
11	Communication Equipment Municipality of Florida	PRHTA	2019	F	-	-	6,750	-	6,750	Narrative Justification Submitted	Toll Credits	
				S	-	-	-	-	-			
				T	-	-	6,750	-	6,750			
12	Acquisition of property for the construction of the terminal of vehicles for the Municipality of Guanica	PRHTA	2019	F	-	-	750,000	-	750,000	Narrative Justification Submitted	Toll Credits	Application 5489-2019-08
				S	-	-	-	-	-			
				T	-	-	750,000	-	750,000			

GOVERNMENT OF PUERTO RICO
 PUERTO RICO DEPARTMENT OF TRANSPORTATION AND PUBLIC WORKS
 PUERTO RICO HIGHWAY AND TRANSPORTATION AUTHORITY
 STATEWIDE TRANSPORTATION IMPROVEMENT PROGRAM
 FISCAL YEARS 2019- 2022
 AMENDMENT #2

SECTION 5339: BUS AND BUS FACILITIES FORMULA PROGRAM - URBANIZED AREA UNDER 200,000 POPULATION (UZA)

Num.	Description	Grantee	Year Entered	Annual Element		Three Year Program			Total Est. Cost	Project Justification	Source of Local Funds	Remarks
					2019	2020	2021	2022				
13	Construction of the Terminal for the Municipality of Guanica	PRHTA	2019	F	-	-		2,091,600	2,091,600	Narrative Justification Submitted	Toll Credits	Application 5489-2019-08. Additional Funds FY21:\$1,838,280
				S	-	-	-	-	-			
				T	-	-	-	2,091,600	2,091,600			
14	Bus stops and signs for the Municipality of Guanica	PRHTA	2019	F	-	-	169,350	-	169,350	Narrative Justification Submitted	Toll Credits	Application 5489-2019-08
				S	-	-	-	-	-			
				T	-	-	169,350	-	169,350			
15	Acquisition and Installation of Signage and Electronic Programming System along the Trolley Route Streets & Stops for users information and orientation for the Municipality of Guayanilla Transportation System	PRHTA	2020	F	-	-	700,000	-	700,000	Narrative Justification Prepared by the Municipality	Toll Credits	Conditioned to submittal of Transportation Study.
				S	-	-	-	-	-			
				T	-	-	700,000	-	700,000			
16	Acquisition of Six (6) Paratransit and Ten (10) Passenger Van to Expand service in Compliance with ADA requirement for the Municipality of Guayanilla	PRHTA	2020	F	-	-	420,000	-	420,000	Narrative Justification Prepared by the Municipality	Toll Credits	Conditioned to submittal of Transportation Study.
				S	-	-	-	-	-			
				T	-	-	420,000	-	420,000			
17	Acquisition of eight (8) Transit Vehicles for Expansion of the Transit Vehicle Fleet at the University of Puerto Rico at Mayagüez	PRHTA	2020	F	-	-	675,416	-	675,416	Narrative Justification Prepared by the University	Toll Credits	Application: 5489-2020-25
				S	-	-	-	-	-			
				T	-	-	675,416	-	675,416			
18	Equipment for a Bus Arrival Information System for the Transit Services at the University of Puerto Rico at Mayagüez	PRHTA	2020	F	-	-	3,315	-	3,315	Narrative Justification Prepared by the University	Toll Credits	Application: 5489-2020-25
				S	-	-	-	-	-			
				T	-	-	3,315	-	3,315			
19	Purchase of New Equipment for the Vehicle Maintenance Shop the University of Puerto Rico at Mayagüez	PRHTA	2020	F	-	-	55,776	-	55,776	Narrative Justification Prepared by the University	Toll Credits	Application: 5489-2020-25
				S	-	-	-	-	-			
				T	-	-	55,776	-	55,776			
20	Instalation of Bus Shelters for University of Puerto Rico at Mayagüez	PRHTA	2021	F	-	-	-	165,045	165,045	Narrative Justification Prepared by the University	Toll Credits	
				S	-	-	-	-	-			
				T	-	-	-	165,045	165,045			
21	Acquisition of six (6) Transit High Roof 148"wheelbase HD 350 VAN for Transportation Hub and Transport Services -Inter American University of Puerto Rico, San German Campus	PRHTA	2020	F	-	-	481,014	-	481,014	Narrative Justification Prepared by the University	Toll Credits	Application: 5489-2020-25
				S	-	-	-	-	-			
				T	-	-	481,014	-	481,014			
22	Bus Depot Support Vehicle with Vehicle Signage- Inter American University of Puerto Rico, San German Campus.	PRHTA	2020	F	-	-	38,050	-	38,050	Narrative Justification Prepared by the University	Toll Credits	Application: 5489-2020-25
				S	-	-	-	-	-			
				T	-	-	38,050	-	38,050			

GOVERNMENT OF PUERTO RICO
 PUERTO RICO DEPARTMENT OF TRANSPORTATION AND PUBLIC WORKS
 PUERTO RICO HIGHWAY AND TRANSPORTATION AUTHORITY
 STATEWIDE TRANSPORTATION IMPROVEMENT PROGRAM
 FISCAL YEARS 2019- 2022
 AMENDMENT #2

SECTION 5339: BUS AND BUS FACILITIES FORMULA PROGRAM - URBANIZED AREA UNDER 200,000 POPULATION (UZA)

Num.	Description	Grantee	Year Entered	Annual Element		Three Year Program			Total Est. Cost	Project Justification	Source of Local Funds	Remarks
					2019	2020	2021	2022				
23	Storage Facilities and related Infrastructure - Inter American University of Puerto Rico, San German Campus	PRHTA	2020	F	-	-	405,000	-	405,000	Narrative Justification Prepared by the University	Toll Credits	Application 5489-2020-41
				S	-	-	-	-	-			
				T	-	-	405,000	-	405,000			
24	Bus Depot Equipment, Machinery and Service Tools- Inter American University of Puerto Rico, San German	PRHTA	2020	F	-	-	15,280	-	15,280	Narrative Justification Prepared by the Municipality	Toll Credits	Application: 5489-2020-25
				S	-	-	-	-	-			
				T	-	-	15,280	-	15,280			
25	Remodeling of existing twenty one (21) Bus Stop within campus and to San German Transit route- Inter American University of Puerto Rico, San German	PRHTA	2020	F	-	-	22,890	-	22,890	Narrative Justification Prepared by the University	Toll Credits	Application: 5489-2020-25
				S	-	-	-	-	-			
				T	-	-	22,890	-	22,890			
26	Construction of ten (10) planned Fixed-Route bus stops within campus and to San German Transit route- Inter American University of Puerto Rico, San German	PRHTA	2020	F			153,400		153,400	Narrative Justification Prepared by the University	Toll Credits	Application: 5489-2020-41
				S					-			
				T			153,400		153,400			
27	Acquire require technology such as, computers, printers, radios, GPS and WiFi, and bus signage- Inter American Univerity of Puerto Rico, San German	PRHTA	2020	F	-	-	24,540	-	24,540	Narrative Justification Prepared by the University	Toll Credits	Application: 5489-2020-25
				S	-	-	-	-	-			
				T	-	-	24,540	-	24,540			
28	Initial Bus Depot Inventories- Inter American University, San German.	PRHTA	2020	F	-	-	4,025	-	4,025	Narrative Justification Prepared by the University	Toll Credits	Application: 5489-2020-41
				S	-	-	-	-	-			
				T	-	-	4,025	-	4,025			
29	Acquisition of Ten (10) radio communication systems for the Municipality of Villalba	Villalba	2020	F	-	-	25,000	-	25,000	Narrative Justification Prepared by the Municipality	Toll Credits	Application: 6416-2020-4
				S	-	-	-	-	-			
				T	-	-	25,000	-	25,000			
30	Automatic Passenger Counter for Eight (8) Buses for the Municipality of Villalba	Villalba	2020	F	-	-	10,000	-	10,000	Narrative Justification Prepared by the Municipality	Toll Credits	Carryover FY20
				S	-	-	-	-	-			
				T	-	-	10,000	-	10,000			
31	Security System for the Municipality of Villalba	Villalba	2020	F	-	-	15,000	-	15,000	Narrative Justification Prepared by the Municipality	Toll Credits	Carryover FY20
				S	-	-	-	-	-			
				T	-	-	15,000	-	15,000			
32	Acquisition of Shop Equipment for Collective Transportation Terminal of the Municipality of Villalba	Villalba	2020	F	-	-	60,000	-	60,000	Narrative Justification Submitted	Toll Credits	Carryover FY20
				S	-	-	-	-	-			
				T	-	-	60,000	-	60,000			
33	Acquisition of Office Equipment for Collective Transportation Terminal of the Municipality of Villalba	Villalba	2020	F	-	-	20,000	-	20,000	Narrative Justification Submitted	Toll Credits	Carryover FY20
				S	-	-	-	-	-			
				T	-	-	20,000		20,000			
		Total Federal Funds:		F	-	-	6,370,226	2,261,645	8,631,871			
		Total State or Local Funds:		S	-	-	-	-	-			
		Total		T	-	-	6,370,226	2,261,645	8,631,871			



Government of Puerto Rico

Puerto Rico Department of Transportation and Public Works
Puerto Rico Highway and Transportation Authority

Statewide Transportation Improvement Program (STIP)

FEDERAL TRANSIT ADMINISTRATION (FTA)

Urbanized Area Under 200,000 in Population (UZA)

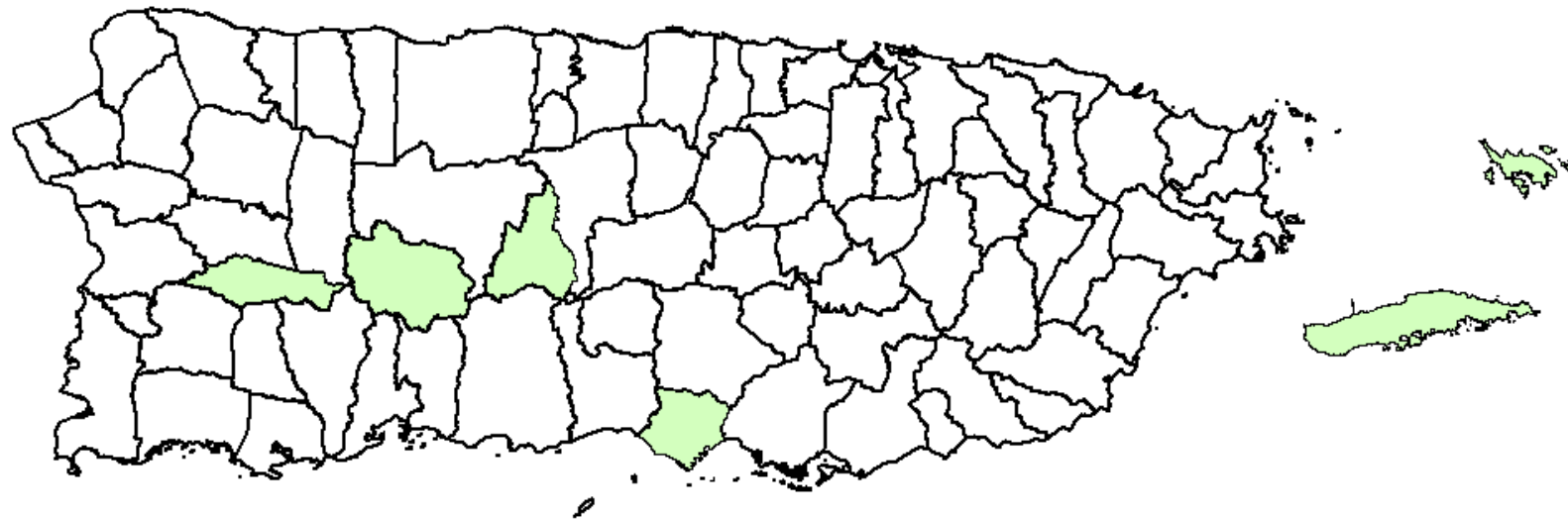
Section 5339- Reprogrammed Funds

GOVERNMENT OF PUERTO RICO
 PUERTO RICO DEPARTMENT OF TRANSPORTATION AND PUBLIC WORKS
 PUERTO RICO HIGHWAY AND TRANSPORTATION AUTHORITY
 STATEWIDE TRANSPORTATION IMPROVEMENT PROGRAM
 FISCAL YEARS 2019 - 2022
 AMENDMENT #2

SECTION 5339: REPROGRAMMING FUNDS, URBANIZED AREA UNDER 200,000 POPULATION AREA (UZA)

Num.	Description	Grantee	Year Apportioned	Annual Element					Total Estimated Cost	Project Justification	Source of Local Funds	Remarks
					2019	2020	2021	2022				
1	Acquisition of Six (6) Vehicles with Twelve (12) Passengers Capacity to Expand Service in Compliance with ADA Requirements for the Municipality of Arroyo	PRHTA	2018	F	-	-	526,500	-	526,500	Narrative Justification Prepared by the Municipality	Toll Credits	Project will be using Grants FY16 PR-2016-009
				S	-	-	-	-	-			
				T	-	-	526,500	-	526,500			
2	Acquisition of computer software and hardware for the Municipality of Ceiba	PRHTA	2019	F	-	-	3,283	-	3,283	Narrative Justification Prepared by the Municipality	Toll Credits	Project will be using Grants FY16 PR-2016-010
				S	-	-	-	-	-			
				T	-	-	3,283	-	3,283			
3	NEPA, Design and Engineering for the construction of the terminal of the vehicles for the Municipality of Guanica	PRHTA	2019	F	-	-	66,000	-	66,000	Narrative Justification Prepared by the Municipality	Toll Credits	Project will be using Grants FY16 PR-2016-009
				S	-	-	-	-	-			
				T	-	-	66,000	-	66,000			
4	Acquisition of Six (6) Paratransits and Ten (10) Passenger Van to Expand service in Compliance with ADA requirements for the Municipality of Guayanilla	PRHTA	2018	F	-	-	526,500	-	526,500	Narrative Justification Prepared by the Municipality	Toll Credits	Project will be using Grants FY16 PR-2016-009
				S	-	-	-	-	-			
				T	-	-	526,500	-	526,500			
		Total Federal Funds:			-	-	1,122,283	-	1,122,283			
		Total State or Local Funds:			-	-	-	-	-			
		Total			-	-	1,122,283	-	1,122,283			

Non-Urbanized Area (NUA)



 *Non-Urbanized Area (NUA)*



Government of Puerto Rico

Puerto Rico Department of Transportation and Public Works

Puerto Rico Highway and Transportation Authority

Statewide Transportation Improvement Program (STIP)

FEDERAL TRANSIT ADMINISTRATION (FTA)

Non-Urbanized Area (NUA)

(Under 50,000 in Population)

Section 5311

GOVERNMENT OF PUERTO RICO
DEPARTMENT OF TRANSPORTATION AND PUBLIC WORKS
HIGHWAY AND TRANSPORTATION AUTHORITY
STATEWIDE TRANSPORTATION IMPROVEMENT PROGRAM
FISCAL YEARS 2019 - 2022
AMENDMENT #2

Section 5311: Non-Urbanized Area Formula Program

Num.	Description	Grantee	Year Apportioned	Annual Element				Total Estimated Cost	Project Justification	Source of Local Funds	Remarks
					2019	2020	2021	2022			
1	Rebuilding and Rehabilitation of Main Passenger Terminal and Platform Finger Peers and Cargo - Mosquito	PRHTA/ATM	2018	F			4,117,590		Narrative Justification Prepared by the Agency	Toll Credits	
				S	-	-					
				T	-	-	4,117,590				
2	Operating Assistance for the Municipality of Coamo	PRHTA	2019	F			269,284		Narrative Justification Prepared by the Municipality	Toll Credits	
				S				-			
				T			269,284				
3	Operating Assistance for the Municipality of Comerio	PRHTA	2019	F			201,430		Narrative Justification Prepared by the Municipality	Toll Credits	
				S				-			
				T			201,430				
4	Preventive Maintenance for the Municipality of Comerio	PRHTA	2019	F			49,621		Narrative Justification Prepared by the Municipality	Toll Credits	
				S				-			
				T			49,621	-			
5	Drugs and Alcohol Test for the Municipality of Comerio	PRHTA	2019	F			534		Narrative Justification Prepared by the Municipality	Toll Credits	
				S				-			
				T			534				
6	Operating Assistance for the Municipality of Jayuya	PRHTA	2019	F			209,506		Narrative Justification Prepared by the Municipality	Toll Credits	
				S				-			
				T			209,506				
7	Preventive Maintenance for the Municipality of Jayuya	PRHTA	2019	F			60,498		Narrative Justification Prepared by the Municipality	Toll Credits	
				S				-			
				T			60,498				
8	Project Administration for the Municipality of Jayuya	PRHTA	2019	F			1,200		Narrative Justification Prepared by the Municipality	Toll Credits	
				S				-			
				T			1,200				
9	Operating Assistance for the Municipality of Orocovis	PRHTA	2019	F			86,742		Narrative Justification Prepared by the Municipality	Toll Credits	
				S				-			
				T			86,742				
10	Preventive Maintenance for the Municipality of Orocovis	PRHTA	2020	F			55,670		Narrative Justification Prepared by the Municipality	Toll Credits	
				S				-			
				T		-	55,670				

GOVERNMENT OF PUERTO RICO
DEPARTMENT OF TRANSPORTATION AND PUBLIC WORKS
HIGHWAY AND TRANSPORTATION AUTHORITY
STATEWIDE TRANSPORTATION IMPROVEMENT PROGRAM
FISCAL YEARS 2019 - 2022
AMENDMENT #2

Section 5311: Non-Urbanized Area Formula Program

Num.	Description	Grantee	Year Apportioned	Annual Element					Total Estimated Cost	Project Justification	Source of Local Funds	Remarks
					2019	2020	2021	2022				
11	Preventive Maintenance for the Municipality of Vieques	PRHTA	2020	F				1,800	1,800	Narrative Justification Prepared by the Municipality	Toll Credits	
				S					-			
				T			-	1,800	1,800			
12	Operating Assistance for the Municipality of Vieques	PRHTA	2020	F			64,708	28,114	92,822	Narrative Justification Prepared by the Municipality	Toll Credits	
				S					-			
				T			64,708	28,114	92,822			
13	State Administration	PRHTA	2020	F			222,720		222,720	Narrative Justification Prepared by the Municipality	Toll Credits	
				S					-			
				T		-	222,720	-	222,720			
14	Eastway Bus - New Route to Provide the Municipalities of Culebra & Vieques continued service to the metro area Area - Ceiba to the Metro Area	PRHTA	2020	F			633,019		633,019	Narrative Justification Prepared by the Municipality	Toll Credits	Carryover Funds FY20 \$293,251
				S					-			
				T			633,019	-	633,019			
		Total Federal Funds:			-	-	5,972,522	29,914	6,002,436			
		Total State or Local Funds:			-	-	-	-	-			
		Total			-	-	5,972,522	29,914	6,002,436			



Government of Puerto Rico

Puerto Rico Department of Transportation and Public Works

Puerto Rico Highway and Transportation Authority

Statewide Transportation Improvement Program (STIP)

FEDERAL TRANSIT ADMINISTRATION (FTA)

Non-Urbanized Area (NUA)

(Under 50,000 in Population)

RTAP

GOVERNMENT OF PUERTO RICO
DEPARTMENT OF TRANSPORTATION AND PUBLIC WORKS
HIGHWAY AND TRANSPORTATION AUTHORITY
STATEWIDE TRANSPORTATION IMPROVEMENT PROGRAM
FISCAL YEARS 2019 - 2022
AMENDMENT #2

Section 5311: Non Urbanized Area, RTAP

Num.	Description	Grantee	Year Apportioned	Annual Element		Three Years Program			Total	Project Justification	Source of Local Funds	Remarks
					2019	2020	2021	2022	Est. Cost			
1	RTAP	PRHTA	2020	F			197,184	-	197,184			Carryover Funds FY 19 \$98,131 TRAMS 5489-2021-2
				S	-	-	-	-	-			
				T	-		197,184	-	197,184			
					-	-	197,184	-	197,184			
		Total Federal Funds:			-	-	197,184	-	197,184			
		Total State or Local Funds:			-	-	-	-	-			
		Total			-	-	197,184	-	197,184			



Government of Puerto Rico

Puerto Rico Department of Transportation and Public Works
Puerto Rico Highway and Transportation Authority

Statewide Transportation Improvement Program (STIP)

FEDERAL TRANSIT ADMINISTRATION (FTA)

Non-Urbanized Area (NUA)

(Under 50,000 in Population)

Section 5310

GOVERNMENT OF PUERTO RICO
PUERTO RICO DEPARTMENT OF TRANSPORTATION AND PUBLIC WORKS
PUERTO RICO HIGHWAY AND TRANSPORTATION AUTHORITY
STATEWIDE TRANSPORTATION IMPROVEMENT PROGRAM
FISCAL YEARS 2019 - 2022
AMENDMENT #2

SECTION 5310: Non-Urbanized Area Formula Program

Num.	Description	Grantee	Year Entered	Annual Element		Three Year Program			Total Est. Cost	Project Justification	Source of Local Funds	Remarks
					2019	2020	2021	2022				
1	Projects for Elderly and Persons with Disabilities Program for Municipalities Belong on UZA's <200,000	PRHTA	2017	F	198,529	-	-	-	198,529			
				S	-	-	-	-				
				T	198,529	-	-	-	198,529			
Total Federal Funds:				198,529	-	-	-	198,529				
Total State or Local Funds:				-	-	-	-	-				
Total				198,529	-	-	-	198,529				



Government of Puerto Rico

Puerto Rico Department of Transportation and Public Works

Puerto Rico Highway and Transportation Authority

Statewide Transportation Improvement Program (STIP)

FEDERAL TRANSIT ADMINISTRATION (FTA)

FERRY BOAT PROGRAM

Section 1121

GOVERNMENT OF PUERTO RICO
PUERTO RICO DEPARTMENT OF TRANSPORTATION AND PUBLIC WORKS
PUERTO RICO HIGHWAY AND TRANSPORTATION AUTHORITY
STATEWIDE TRANSPORTATION IMPROVEMENT PROGRAM
FISCAL YEARS 2019 - 2022
AMENDMENT #2

SECTION 1121: FERRY BOAT PROGRAM

Num.	Description	Grantee	Year	Annual Element		Three Years Program			Total	Project Justification	Source of Local Funds	Remarks
			Apportioned		2019	2020	2021	2022	Est. Cost			
1	Maintenance of Ferries for Vieques and Culebra Routes	PRHTA/ATM	2020	F		301,187	-	-	301,187		Toll Credits	FY19 Allocation
				S			-	-	-			
				T	-	301,187	-	-	301,187			
Total Federal Funds:						301,187	-	-	301,187			
Total State or Local Funds:					-	-	-	-	-			
Total					-	301,187	-	-	301,187			



Government of Puerto Rico

Puerto Rico Department of Transportation and Public Works

Puerto Rico Highway and Transportation Authority

Statewide Transportation Improvement Program (STIP)

Fiscal Years 2019-2022 - Amendment 2

FEDERAL HIGHWAY ADMINISTRATION (FHWA)

GOVERNMENT OF PUERTO RICO
PUERTO RICO DEPARTMENT OF TRANSPORTATION AND PUBLIC WORKS
PUERTO RICO HIGHWAY AND TRANSPORTATION AUTHORITY
STATEWIDE TRANSPORTATION IMPROVEMENT PROGRAM

Source of Funds			
CODE	DESCRIPTION	CODE	DESCRIPTION
MP10	Puerto Rico Highway 25% MAP-21	ER-90	Emergency Relief 2013 Supplement
MP1E	Puerto Rico Highway 25% MAP-21 Ext.	ER11	Emergency Relief 2017 Supplement
MP20	Puerto Rico Highway NHPP 50%	ER12	Emergency Relief 2018 Supplement
MP2E	Puerto Rico Highway NHPP 50% Ext.	STATE	Funding Provided by any agency of the Commonwealth of PR - Agency name will appear in the "Remarks" section.
MP30	Puerto Rico Highway HSIP 25%	Earmark	Earmark Section 1934
MP3E	Puerto Rico Highway HSIP 25% Ext.	ERFO	Emergency Relief for Federally Owned Roads
MP40	Puerto Rico Section 154 Penalty	ZP10/ZP1E	Puerto Rico Highway 25% - FAST
MP4E	Puerto Rico Section 154 Penalty Ext.	ZP20/ZP2E	Puerto Rico Highway NHPP 50% - FAST
MP50	Puerto Rico Section 164 Penalty	ZP30/ZP3E	Puerto Rico Highway HSIP 25% - FAST
MP5E	Puerto Rico Section 164 Penalty Ext	ZP40/ZP4E	Puerto Rico Section 154 Penalty - FAST
Q920	High Priority Projects - TEA21	ZP50/ZP5E	Puerto Rico Section 164 Penalty - FAST
ER-80	Emergency Relief 2012 Supplement	ZP53	Pavement Set Aside

Under the Consolidated Appropriation Act, PRHTA was allocated an estimated \$16.0M for highway projects. Said allocation will be used as a contingency and supplementary fund for all federally funded projects that come in excess of their estimated budget.

In addition to the projects listed in this document, the government is currently investing millions of dollars of state funds for the repavement and rehabilitation of secondary and tertiary roads. This initiative is known as "Abriendo Caminos".

CRRSSA funds (aprox. \$35M) may be used to obligate landslide and other ER Construction projects on the federal aid system without an approved DDIR (not eligible under ER Program) as well as a contingency fund.

~\$47M from state funds will be used toward obligating federally funded projects before the end of Federal FY 2019.

Please Note:

The remarks listed under the "Remarks" section for each project is listed as general information for the project and not just the project phase.

Fund Reconciliation FY 2019-2022

STIP FY 2019

Revised on: March 23, 2021

						Values				
Code	AC #	Description	Municipality	Project Phase	STIP Line*	Federal.Share	Toll.Credits	Total.Federal Funds	State.Funds	Total Amount
ZP-10	411901	Connector	Las Marias	C	9	\$9,109,412	\$2,277,353	\$11,386,765	\$0	\$11,386,765
	800356	Existing Box Culvert Ext. PR-135 km.19	Adjuntas	C	18	\$335,616	\$83,904	\$419,520	\$0	\$419,520
	800509	DTL - Phase 6 - ITS	San Juan / Trujillo Alto / Caguas	C	4	\$128,600	\$32,150	\$160,750	\$0	\$160,750
	800511	Pavement	Islandwide	C	19	\$7,810,858	\$1,952,714	\$9,763,572	\$0	\$9,763,572
	900132	SPR-56	Islandwide	PE	23	\$4,800,000	\$1,200,000	\$6,000,000	\$0	\$6,000,000
	900133	Bridges - Rehabilitation, Replacement and Critical	Islandwide	C	27	\$7,999,711	\$1,999,928	\$9,999,639	\$0	\$9,999,639
	(blank)	Bridges 2271, 2335, 2370, 2372 on PR-52	Ponce	C	17	\$8,000,000	\$2,000,000	\$10,000,000	\$0	\$10,000,000
	18760	Additional Funds 'Feasibility Study PR-187 Bypass	Loiza	PE	1	\$70,643	\$17,661	\$88,304	\$0	\$88,304
ZP-20	800509	DTL - Phase 6 - ITS	San Juan / Trujillo Alto / Caguas	C	4	\$4,000,000	\$1,000,000	\$5,000,000	\$0	\$5,000,000
	800511	Pavement	Islandwide	C	19	\$24,000,000	\$6,000,000	\$30,000,000	\$0	\$30,000,000
	800513	Bridge Preservation	Islandwide	C	31	\$5,427,921	\$1,356,980	\$6,784,901	\$0	\$6,784,901
	990153	ITS	Islandwide	C	39	\$760,000	\$190,000	\$950,000	\$0	\$950,000
	992480	NBIS-35	Islandwide	D	35	\$4,219,919	\$1,054,980	\$5,274,898	\$0	\$5,274,898
	(blank)	Bridges 2271, 2335, 2370, 2372 on PR-52	Ponce	C	17	\$4,804,862	\$1,201,216	\$6,006,078	\$0	\$6,006,078
ZP-30	411901	Connector	Las Marias	C	9	\$0	\$0	\$0	\$0	\$0
	800509	DTL - Phase 6 - ITS	San Juan / Trujillo Alto / Caguas	C	4	\$4,800,000	\$1,200,000	\$6,000,000	\$0	\$6,000,000
	800514	Highway Safety Improvements	Islandwide	C	43	\$24,239,270	\$6,059,818	\$30,299,088	\$0	\$30,299,088
Grand Total						\$110,506,811	\$27,626,703	\$138,133,514	\$0	\$138,133,514

Fund Reconciliation FY 2019-2022

STIP FY 2020

Revised on: June 7, 2021

						Values				
Code	AC #	Description	Municipality	Project Phase	STIP Line*	Federal.Share	Toll.Credits	Total.Federal Funds	State.Funds	Total Amount
ZP-10	800518	Pavement	Islandwide	C	20	\$0	\$0	\$0	\$0	\$0
	800521	Highway Safety Improvements	Islandwide	C	44	\$12,900,000	\$3,225,000	\$16,125,000	\$0	\$16,125,000
	900134	SPR-57	Islandwide	PE	24	\$4,800,000	\$1,200,000	\$6,000,000	\$0	\$6,000,000
	520120	Pavement Rehabilitation PR-52 from km 102.1 to km 106	Ponce	C	17	\$3,200,000	\$800,000	\$4,000,000	\$0	\$4,000,000
ZP-20	800517	Bridge Preservation	Islandwide	C	32	\$0	\$0	\$0	\$0	\$0
	800518	Pavement	Islandwide	C	20	\$5,256,478	\$1,314,119	\$6,570,597	\$0	\$6,570,597
	900135	Bridges - Rehabilitation, Replacement and Critical	Islandwide	C	28	\$13,840,000	\$3,460,000	\$17,300,000	\$0	\$17,300,000
	990156	ITS	Islandwide	C	40	\$3,200,000	\$800,000	\$4,000,000	\$0	\$4,000,000
	520120	Pavement Rehabilitation PR-52 from km 102.1 to km 106	Ponce	C	17	\$15,000,000	\$3,750,000	\$18,750,000	\$0	\$18,750,000
	992481	NBIS-36	Islandwide	D	36	\$1,036,814	\$259,203	\$1,296,017	\$0	\$1,296,017
	(blank)	Highway Safety Improvements	Islandwide	C	44	\$266,709	\$66,677	\$333,386	\$0	\$333,386
ZP-30	800520	SHSP	Islandwide	C	48	\$400,000	\$100,000	\$500,000	\$0	\$500,000
	800521	Highway Safety Improvements	Islandwide	C	44	\$20,500,000	\$5,125,000	\$25,625,000	\$0	\$25,625,000
ZP-40	990157	Section 154 & 164 Penalty	Islandwide	C	52	\$1,520,000	\$380,000	\$1,900,000	\$0	\$1,900,000
ZP-50	990157	Section 154 & 164 Penalty	Islandwide	C	52	\$1,520,000	\$380,000	\$1,900,000	\$0	\$1,900,000
ZP-53	(blank)	Pavement Set Aside	Islandwide	C	(blank)	\$23,612,466	\$5,903,117	\$29,515,583	\$0	\$29,515,583
Grand Total						\$107,052,466	\$26,763,117	\$133,815,583	\$0	\$133,815,583

Fund Reconciliation FY 2019-2022

STIP FY 2021

Revised on: June 2, 2021

Code	AC #	Description	Municipality	Project Phase	STIP Line*	Values				
						Federal.Share	Toll.Credits	Total.Federal Funds	State.Funds	Total Amount
ZP-10	800556	Pavement	Islandwide	C	21	\$104,158	\$26,039	\$130,197	\$0	\$130,197
	900139	SPR-58	Islandwide	PE	25	\$4,800,000	\$1,200,000	\$6,000,000	\$0	\$6,000,000
	800554	Highway Safety Improvements	Islandwide	C	45	\$7,163,092	\$1,790,773	\$8,953,865	\$0	\$8,953,865
	900137	Bridges - Rehabilitation, Replacement and Critical	Islandwide	C	29	\$6,736,066	\$1,684,017	\$8,420,083	\$0	\$8,420,083
				R	29	\$1,136,684	\$284,171	\$1,420,855	\$0	\$1,420,855
	(blank)	Extension PR-5, from PR-199 to PR-167	Bayamon	NEPA	(blank)	\$960,000	\$240,000	\$1,200,000		\$1,200,000
ZP-20	100081	ER - PR10	Utuado / Adjuntas	C	11	\$1,600,000	\$400,000	\$2,000,000	\$0	\$2,000,000
	520129	Truck Weigh Station	Juana Diaz	C	15	\$4,000,000	\$1,000,000	\$5,000,000	\$0	\$5,000,000
	800510	Additional Funds DTL - Noise Barriers	San Juan / Trujillo Alto / Caguas	C	5	\$800,000	\$200,000	\$1,000,000	\$0	\$1,000,000
	800523	Noise Barriers - Rio Hondo III	Bayamon / Toa Alta	C	6	\$1,600,000	\$400,000	\$2,000,000	\$0	\$2,000,000
	800556	Pavement	Islandwide	C	21	\$15,592,750	\$3,898,188	\$19,490,938	\$0	\$19,490,938
	800552	Bridge Preservation	Islandwide	C	33	\$3,060,580	\$765,145	\$3,825,725	\$0	\$3,825,725
	992482	NBIS-37	Islandwide	D	37	\$6,400,000	\$1,600,000	\$8,000,000	\$0	\$8,000,000
	990165	ITS	Islandwide	C	41	\$5,440,000	\$1,360,000	\$6,800,000	\$0	\$6,800,000
	900137	Bridges - Rehabilitation, Replacement and Critical	Islandwide	C	29	\$3,306,670	\$826,667	\$4,133,337	\$0	\$4,133,337
ZP-30	800556	Pavement	Islandwide	C	21	\$0	\$0	\$0	\$0	\$0
	800554	Highway Safety Improvements	Islandwide	C	45	\$20,127,308	\$5,031,827	\$25,159,135	\$0	\$25,159,135
	800558	SHSP	Islandwide	C	49	\$772,692	\$193,173	\$965,865	\$0	\$965,865
ZP-40	990168	Section 154 & 164 Penalty	Islandwide	C	53	\$1,520,000	\$380,000	\$1,900,000	\$0	\$1,900,000
ZP-50	990168	Section 154 & 164 Penalty	Islandwide	C	53	\$1,520,000	\$380,000	\$1,900,000	\$0	\$1,900,000
ZP-53	(blank)	Pavement Set Aside	Islandwide	C	(blank)	\$23,600,000	\$5,900,000	\$29,500,000	\$0	\$29,500,000
Grand Total						\$110,240,000	\$27,560,000	\$137,800,000	\$0	\$137,800,000

Fund Reconciliation FY 2019-2022

STIP FY 2022

Revised on: June 2, 2021

						Values				
Code	AC #	Description	Municipality	Project Phase	STIP Line*	Federal.Share	Toll.Credits	Total.Federal Funds	State.Funds	Total Amount
ZP-10	800557	Pavement	Islandwide	C	22	\$0	\$0	\$0	\$0	\$0
	900140	SPR-59	Islandwide	PE	26	\$4,800,000	\$1,200,000	\$6,000,000	\$0	\$6,000,000
	(blank)	Highway Safety Improvements	Islandwide	C	46	\$11,952,000	\$2,988,000	\$14,940,000	\$0	\$14,940,000
		Bridges - Rehabilitation, Replacement and Critical	Islandwide	C	30	\$3,120,000	\$780,000	\$3,900,000	\$0	\$3,900,000
				R	30	\$1,028,000	\$257,000	\$1,285,000	\$0	\$1,285,000
ZP-20	800557	Pavement	Islandwide	C	22	\$20,228,000	\$5,057,000	\$25,285,000	\$0	\$25,285,000
	900138	Bridges - Rehabilitation, Replacement and Critical	Islandwide	C	30	\$3,046,011	\$761,503	\$3,807,514	\$0	\$3,807,514
	800553	Bridge Preservation	Islandwide	C	34	\$6,645,989	\$1,661,497	\$8,307,486	\$0	\$8,307,486
	990166	ITS	Islandwide	C	42	\$5,480,000	\$1,370,000	\$6,850,000	\$0	\$6,850,000
	992483	NBIS-38	Islandwide	D	38	\$6,400,000	\$1,600,000	\$8,000,000	\$0	\$8,000,000
ZP-30	800555	Highway Safety Improvements	Islandwide	C	46	\$20,189,497	\$5,047,374	\$25,236,871	\$0	\$25,236,871
	800559	SHSP	Islandwide	C	50	\$710,503	\$177,626	\$888,129	\$0	\$888,129
ZP-40	990169	Section 154 & 164 Penalty	Islandwide	C	54	\$1,520,000	\$380,000	\$1,900,000	\$0	\$1,900,000
ZP-50	990169	Section 154 & 164 Penalty	Islandwide	C	54	\$1,520,000	\$380,000	\$1,900,000	\$0	\$1,900,000
ZP-53	(blank)	Pavement Set Aside	Islandwide	C	22	\$23,600,000	\$5,900,000	\$29,500,000	\$0	\$29,500,000
Grand Total						\$110,240,000	\$27,560,000	\$137,800,000	\$0	\$137,800,000

GOVERNMENT OF PUERTO RICO
PUERTO RICO DEPARTMENT OF TRANSPORTATION AND PUBLIC WORKS
PUERTO RICO HIGHWAY AND TRANSPORTATION AUTHORITY
STATEWIDE TRANSPORTATION IMPROVEMENT PROGRAM
FISCAL YEARS 2019-2022 - AMENDMENT #2

Legend:
F - Federal Funds
TC - Toll Credits Funds
S - State /Local Funds
T - Total Funds

Núm.	AC-Code / Oracle # / Fed # / Program Code	Description	Town	Phase	Fed. Past Obligations / Locally Funded	2019	2020	2021	2022	Future Investment	Total Est. Cost	Remarks
UA>1,000,000 Population (San Juan)												
1	AC-018760 S000187060 187(9) ZP-10/ZP-1E	Feasibility and Update Envirnomental Study South Bypass from PR-188 to Mediania Baja (PR-187) (CFHWA)	Loíza	NEPA	F	-	-	-	-	-	-	
					TC	-	-	-	-	-	-	
					S	-	-	-	-	-	-	
					T	-	-	-	-	-	-	
				Pre-Engineering	F	390,318	70,643	-	-	-	460,962	Obligated \$494,103 in FY 2017. Additional funds of \$88,304 was obligated in FY 2019
					TC	97,580	17,661	-	-	-	115,240	
					S	6,205	-	-	-	-	6,205	
					T	494,103	88,304	-	-	-	582,407	
				Design	F	-	-	-	-	800,000	800,000	Requested under CDBG
					TC	-	-	-	-	200,000	200,000	
					S	-	-	-	-	-	-	
					T	-	-	-	-	1,000,000	1,000,000	
				ROW	F	-	-	-	-	2,000,000	2,000,000	Requested under CDBG
					TC	-	-	-	-	500,000	500,000	
					S	-	-	-	-	-	-	
					T	-	-	-	-	2,500,000	2,500,000	
				Construction	F	-	-	-	-	15,600,000	15,600,000	Requested under CDBG
					TC	-	-	-	-	3,900,000	3,900,000	
					S	-	-	-	-	-	-	
					T	-	-	-	-	19,500,000	19,500,000	
				Total Estimated Project Cost		494,103	88,304	-	-	23,000,000	23,582,407	
2	AC-800508 L009999508 ZP-10, ZP-20, ZP-30 ZP-1E, ZP-2E, ZP-3E	DTL Phase 4 Unit 2 - Improvements on PR- 52, PR-30 and PR-1 km 14.6 of PR-52 to km 0.4 of PR-30 - Includes construction of a bridge.	San Juan Trujillo Alto Caguas	NEPA	F	-	-	-	-	-	-	
					TC	-	-	-	-	-	-	
					S	-	-	-	-	-	-	
					T	-	-	-	-	-	-	
				Pre-Engineering	F	-	-	-	-	-	-	
					TC	-	-	-	-	-	-	
					S	-	-	-	-	-	-	
					T	-	-	-	-	-	-	
				Design	F	-	-	-	-	-	-	
					TC	-	-	-	-	-	-	
					S	-	-	-	-	-	-	
					T	-	-	-	-	-	-	
				ROW	F	-	-	-	-	2,280,000	2,280,000	Moved from FY 2020 to FY 2023
					TC	-	-	-	-	570,000	570,000	
					S	-	-	-	-	150,000	150,000	
					T	-	-	-	-	3,000,000	3,000,000	
				Construction	F	-	-	-	-	22,429,600	22,429,600	
					TC	-	-	-	-	5,607,400	5,607,400	
					S	-	-	-	-	-	-	
					T	-	-	-	-	28,037,000	28,037,000	
				Total Estimated Project Cost		-	-	-	-	31,037,000	31,037,000	

*Fund Reconciliation for each project can be found on pages FHWA-3 thru FHWA-6
**Retroactive TC will be use for projects currently under construction..

GOVERNMENT OF PUERTO RICO
PUERTO RICO DEPARTMENT OF TRANSPORTATION AND PUBLIC WORKS
PUERTO RICO HIGHWAY AND TRANSPORTATION AUTHORITY
STATEWIDE TRANSPORTATION IMPROVEMENT PROGRAM
FISCAL YEARS 2019-2022 - AMENDMENT #2

Legend:
F - Federal Funds
TC - Toll Credits Funds
S - State /Local Funds
T - Total Funds

Núm.	AC-Code / Oracle # / Fed # / Program Code	Description	Town	Phase	Fed. Past Obligations / Locally Funded	2019	2020	2021	2022	Future Investment	Total Est. Cost	Remarks				
3	AC-300124 L000030124 ZP-10, ZP-20, ZP-30 ZP-1E, ZP-2E, ZP-3E	Congestion Managed Lanes - Phase 5 - PR-30-San Juan (km 0.30 to km. 7.20) - reversible lane using reversible lane barrier system on PR-30 from Km. 0.30 to Km. 7.20	San Juan Trujillo Alto Caguas	NEPA	F	-	-	-	-	-	-					
					TC	-	-	-	-	-	-					
					S	-	-	-	-	-	-					
				T							-					
				Pre-Engineering	F	-	-	-	-	-	-	-	-			
					TC	-	-	-	-	-	-	-	-			
					S	-	-	-	-	-	-	-	-			
				T								-				
				Design	F	-	-	-	-	-	-	-	-	-		
					TC	-	-	-	-	-	-	-	-	-		
					S	-	-	-	-	-	-	-	-	-		
				T									-			
				ROW	F	-	-	-	-	-	-	-	-	-		
					TC	-	-	-	-	-	-	-	-	-		
					S	-	-	-	-	-	-	-	-	-		
				T									-			
Construction	F	-	-	-	-	-	-	-	-	3,280,000	3,280,000	Moved to FY 2023				
	TC	-	-	-	-	-	-	-	-	820,000	820,000					
	S	-	-	-	-	-	-	-	-	-	-					
T	-	-	-	-	-	-	-	-	-	4,100,000	4,100,000					
Total Estimated Project Cost						-	-	-	-	4,100,000	4,100,000					
4	AC-800509 L009999509 0052068 ZP-10, ZP-20, ZP-30 ZP-1E, ZP-2E, ZP-3E	Congestion Managed Lanes - ITS (All Phases) - will provide ITS instrumentation for all phases of the Congestion Managed Lanes projects for the operation of the dynamic toll and traffic incident management.	San Juan Trujillo Alto Caguas	NEPA	F	-	-	-	-	-	-					
					TC	-	-	-	-	-	-	-	-			
					S	-	-	-	-	-	-	-	-			
				T								-				
				Pre-Engineering	F	-	-	-	-	-	-	-	-	-		
					TC	-	-	-	-	-	-	-	-	-		
					S	-	-	-	-	-	-	-	-	-		
				T									-			
				Design	F	-	-	-	-	-	-	-	-	-	-	
					TC	-	-	-	-	-	-	-	-	-	-	
					S	-	-	-	-	-	-	-	-	-	-	
				T										-		
				ROW	F	-	-	-	-	-	-	-	-	-	-	
					TC	-	-	-	-	-	-	-	-	-	-	
					S	-	-	-	-	-	-	-	-	-	-	
				T										-		
Construction	F	-	8,928,600	-	-	-	-	-	-	-	8,928,600	Project Obligated on FY 2019				
	TC	-	2,232,150	-	-	-	-	-	-	-	2,232,150					
	S	-	-	-	-	-	-	-	-	-	-					
T		11,160,750								11,160,750						
Total Estimated Project Cost						-	11,160,750	-	-	-	11,160,750					

*Fund Reconciliation for each project can be found on pages FHWA-3 thru FHWA-6
**Retroactive TC will be use for projects currently under construction..

GOVERNMENT OF PUERTO RICO
PUERTO RICO DEPARTMENT OF TRANSPORTATION AND PUBLIC WORKS
PUERTO RICO HIGHWAY AND TRANSPORTATION AUTHORITY
STATEWIDE TRANSPORTATION IMPROVEMENT PROGRAM
FISCAL YEARS 2019-2022 - AMENDMENT #2

Legend:
F - Federal Funds
TC - Toll Credits Funds
S - State /Local Funds
T - Total Funds

Núm.	AC-Code / Oracle # / Fed # / Program Code	Description	Town	Phase	Fed. Past Obligations / Locally Funded				2019	2020	2021	2022	Future Investment	Total Est. Cost	Remarks			
5	AC-800510 L009999510	Congested Managed Lanes - Noise Barriers - Vista Alegre Community, Borinquen Gardens, Parque Forestal, Berm- Residential Area, Quintas de San Luis, Berm-Villa Parana - will provide the noise abatement measures recommended as part of the environmental exclusion document prepared for the Congestion Managed Lanes project.	San Juan Trujillo Alto Caguas	NEPA	F	-	-	-	-	-	-	-	-	-				
					TC	-	-	-	-	-	-	-	-	-				
					S	-	-	-	-	-	-	-	-	-				
					T	-	-	-	-	-	-	-	-	-				
				Pre-Engineering	F	-	-	-	-	-	-	-	-	-	-	-		
					TC	-	-	-	-	-	-	-	-	-	-	-		
					S	-	-	-	-	-	-	-	-	-	-	-		
					T	-	-	-	-	-	-	-	-	-	-	-		
				Design	F	-	-	-	-	-	-	-	-	-	-	-	-	
					TC	-	-	-	-	-	-	-	-	-	-	-	-	
					S	-	-	-	-	-	-	-	-	-	-	-	-	
					T	-	-	-	-	-	-	-	-	-	-	-	-	
				ROW	F	-	-	-	-	-	-	-	-	-	-	-	-	
					TC	-	-	-	-	-	-	-	-	-	-	-	-	
					S	-	-	-	-	-	-	-	-	-	-	-	-	
					T	-	-	-	-	-	-	-	-	-	-	-	-	
Construction	F	2,400,000	-	-	800,000	-	-	-	-	-	-	3,200,000		2021 Carry Over Project with additional Funding				
	TC	600,000	-	-	200,000	-	-	-	-	-	-	800,000						
	S	-	-	-	-	-	-	-	-	-	-	-						
	T	3,000,000	-	-	1,000,000	-	-	-	-	-	-	4,000,000						
Total Estimated Project Cost					3,000,000	-	-	1,000,000	-	-	-	4,000,000						
6	AC-800523 L009999523	Noise Barriers at PR-22 Rio Hondo 3 km. 12.5 - km 12.9	Bayamon Toa Baja	NEPA	F	-	-	-	-	-	-	-	-	-				
					TC	-	-	-	-	-	-	-	-	-	-			
					S	-	-	-	-	-	-	-	-	-	-			
					T	-	-	-	-	-	-	-	-	-	-			
				Pre-Engineering	F	-	-	-	-	-	-	-	-	-	-	-		
					TC	-	-	-	-	-	-	-	-	-	-	-		
					S	-	-	-	-	-	-	-	-	-	-	-		
					T	-	-	-	-	-	-	-	-	-	-	-		
				Design	F	-	-	-	-	-	-	-	-	-	-	-		
					TC	-	-	-	-	-	-	-	-	-	-	-		
					S	-	-	-	-	-	-	-	-	-	-	-		
					T	-	-	-	-	-	-	-	-	-	-	-		
				ROW	F	-	-	-	-	-	-	-	-	-	-	-		
					TC	-	-	-	-	-	-	-	-	-	-	-		
					S	-	-	-	-	-	-	-	-	-	-	-		
					T	-	-	-	-	-	-	-	-	-	-	-		
Construction	F	-	-	-	1,600,000	-	-	-	-	-	-	1,600,000						
	TC	-	-	-	400,000	-	-	-	-	-	-	400,000						
	S	-	-	-	-	-	-	-	-	-	-	-						
	T	-	-	-	2,000,000	-	-	-	-	-	-	2,000,000						
Total Estimated Project Cost					-	-	-	2,000,000	-	-	-	2,000,000						

*Fund Reconciliation for each project can be found on pages FHWA-3 thru FHWA-6
**Retroactive TC will be use for projects currently under construction..

GOVERNMENT OF PUERTO RICO
PUERTO RICO DEPARTMENT OF TRANSPORTATION AND PUBLIC WORKS
PUERTO RICO HIGHWAY AND TRANSPORTATION AUTHORITY
STATEWIDE TRANSPORTATION IMPROVEMENT PROGRAM
FISCAL YEARS 2019-2022 - AMENDMENT #2

Legend:
F - Federal Funds
TC - Toll Credits Funds
S - State /Local Funds
T - Total Funds

Núm.	AC-Code / Oracle # / Fed # / Program Code	Description	Town	Phase	Fed. Past Obligations / Locally Funded	2019	2020	2021	2022	Future Investment	Total Est. Cost	Remarks			
7	AC-010166 ZP-20 ZP-2E	Additional Funds for the Construction of a new Recreational Trail for Bicycles and Pedestrians from Rio Bayamon to PR-165	Toa Baja	NEPA	F	-	-	-	-	-	-	In House			
					TC	-	-	-	-	-	-				
					S	-	-	-	-	-	-				
					T	-	-	-	-	-	-				
				Pre-Engineering	F	-	-	-	-	-	-	-	-	-	
					TC	-	-	-	-	-	-	-	-	-	
					S	-	-	-	-	-	-	-	-	-	
					T	-	-	-	-	-	-	-	-	-	
				Design	F	-	-	-	-	-	-	-	-	-	In House
					TC	-	-	-	-	-	-	-	-	-	
					S	-	-	-	-	-	-	-	-	-	
					T	-	-	-	-	-	-	-	-	-	
				ROW	F	-	-	-	-	-	-	-	-	-	
					TC	-	-	-	-	-	-	-	-	-	
					S	-	-	-	-	-	-	-	-	-	
					T	-	-	-	-	-	-	-	-	-	
Construction	F	2,855,422	-	-	-	-	-	-	-	2,855,422	Project Obligated in FY 2020				
	TC	713,855	-	-	-	-	-	-	-	713,855					
	S	187,857	-	-	-	-	-	-	-	187,857					
	T	3,757,134	-	-	-	-	-	-	-	3,757,134					
Total Estimated Project Cost						3,757,134	-	-	-	-	3,757,134				
8	AC-TBD ZP-10, ZP-20, ZP-30 ZP-1E, ZP-2E, ZP-3E	Extension PR-5, from PR-199 to PR-167	Bayamon	NEPA	F			960,000							
					TC			240,000							
					S										
					T			1,200,000							
				Pre-Engineering	F										
					TC										
					S										
					T										
				Design	F					7,200,000			7,200,000		Requested Under CDBG
					TC					1,800,000			1,800,000		
					S										
					T							9,000,000			
				ROW	F								19,999,999		Requested Under CDBG
					TC								4,000,000		
					S										
					T							20,000,000			
Construction	F		-						96,800,000		Requested Under CDBG				
	TC		-						24,200,000						
	S		-												
	T		-					121,000,000							
Total Estimated Project Cost						-	-	1,200,000	-	150,000,000	-				

*Fund Reconciliation for each project can be found on pages FHWA-3 thru FHWA-6
**Retroactive TC will be use for projects currently under construction..

GOVERNMENT OF PUERTO RICO
PUERTO RICO DEPARTMENT OF TRANSPORTATION AND PUBLIC WORKS
PUERTO RICO HIGHWAY AND TRANSPORTATION AUTHORITY
STATEWIDE TRANSPORTATION IMPROVEMENT PROGRAM
FISCAL YEARS 2019-2022 - AMENDMENT #2

Legend:
F - Federal Funds
TC - Toll Credits Funds
S - State /Local Funds
T - Total Funds

Núm.	AC-Code / Oracle # / Fed # / Program Code	Description	Town	Phase	Fed. Past Obligations / Locally Funded	2019	2020	2021	2022	Future Investment	Total Est. Cost	Remarks			
8	INFRA	INFRA NHS Congestion Relief at PR-17 / PR-17 & PR-18 / PR-22		NEPA	F							Federal Funds mentioned are unsecured and are bieng requested from FY20 INFRA Program Funds.			
					TC										
					S										
					T										
				Pre-Engineering	F										
					TC										
					S										
					T										
				Design	F										
					TC										
					S										
					T										
				ROW	F										
					TC										
	S														
	T														
	Construction	F		-	15,000,000										
		TC		-	99,900,000										
		S		-											
		T		-											
UA > 1,000,000 Population (San Juan)				Grand Total	7,251,237	11,249,054	-	4,200,000	-	58,137,000	79,637,291				

*Fund Reconciliation for each project can be found on pages FHWA-3 thru FHWA-6
**Retroactive TC will be use for projects currently under construction..

GOVERNMENT OF PUERTO RICO
PUERTO RICO DEPARTMENT OF TRANSPORTATION AND PUBLIC WORKS
PUERTO RICO HIGHWAY AND TRANSPORTATION AUTHORITY
STATEWIDE TRANSPORTATION IMPROVEMENT PROGRAM
FISCAL YEARS 2019-2022 - AMENDMENT #2

Legend:
F - Federal Funds
TC - Toll Credits Funds
S - State /Local Funds
T - Total Funds

Núm.	AC-Code / Oracle # / Fed # / Program Code	Description	Town	Phase	Fed. Past Obligations / Locally Funded	2019	2020	2021	2022	Future Investment	Total Est. Cost	Remarks	
UA>200,000 Population<1,000000 (Aguadilla)													
9	AC-411901 S004119001 MP-4119(1) / 4119(2) ZP-10, ZP-30 ZP-1E, ZP-2E, ZP-3E	LAS MARIAS CONNECTOR, FROM PR-119 TO RAMON RIVERA STREET	Las Marias	NEPA	F	-	-	-	-	-	-		
					TC	-	-	-	-	-	-		
					S	-	-	-	-	-	-		
					T	-	-	-	-	-	-		
				Pre-Engineering	F	322,481	-	-	-	-	-	322,481	
					TC	79,365	-	-	-	-	-	79,365	
					S	161,605	-	-	-	-	-	161,605	
					T	563,451	-	-	-	-	-	563,451	
				Design	F	-	-	-	-	-	-	-	
					TC	-	-	-	-	-	-	-	
					S	-	-	-	-	-	-	-	
					T	-	-	-	-	-	-	-	
				ROW	F	1,312,200	-	-	-	-	-	1,312,200	
					TC	328,050	-	-	-	-	-	328,050	Project Obligated in FY 2017
					S	-	-	-	-	-	-	-	
					T	1,640,250	-	-	-	-	-	1,640,250	
				Construction	F	-	9,109,412	-	-	-	-	9,109,412	
					TC	-	2,277,353	-	-	-	-	2,277,353	Project Obligated in FY 2019
					S	-	-	-	-	-	-	-	
					T	-	11,386,765	-	-	-	-	11,386,765	
Total Estimated Project Cost					2,203,701	11,386,765	-	-	-	13,590,465			
10	AC-500023 L005000023 ZP-10, ZP-30 ZP-1E, ZP-2E, ZP-3E	Bicycle and Pedestrian Route	Rincon		TC	-	-	-	-	-	-		
					S	-	-	-	-	-	-	-	
					T	-	-	-	-	-	-	-	
				Pre-Engineering	F	-	-	-	-	-	-	-	
					TC	-	-	-	-	-	-	-	
					S	700,000	-	-	-	-	-	700,000	
					T	700,000	-	-	-	-	-	700,000	
				Design	F	-	-	-	-	-	-	-	
					TC	-	-	-	-	-	-	-	
					S	-	-	-	-	-	-	-	
					T	-	-	-	-	-	-	-	
				ROW	F	-	-	-	-	-	-	-	
					TC	-	-	-	-	-	-	-	
					S	-	-	-	-	-	-	-	
					T	-	-	-	-	-	-	-	
				Construction	F	4,360,000	-	-	-	-	-	4,360,000	
					TC	1,090,000	-	-	-	-	-	1,090,000	Project Obligated in FY 2020
					S	-	-	-	-	-	-	-	
					T	5,450,000	-	-	-	-	-	5,450,000	
Total Estimated Project Cost					6,150,000	-	-	-	-	6,150,000			

*Fund Reconciliation for each project can be found on pages FHWA-3 thru FHWA-6
**Retroactive TC will be use for projects currently under construction..

GOVERNMENT OF PUERTO RICO
PUERTO RICO DEPARTMENT OF TRANSPORTATION AND PUBLIC WORKS
PUERTO RICO HIGHWAY AND TRANSPORTATION AUTHORITY
STATEWIDE TRANSPORTATION IMPROVEMENT PROGRAM
FISCAL YEARS 2019-2022 - AMENDMENT #2

Legend:
F - Federal Funds
TC - Toll Credits Funds
S - State /Local Funds
T - Total Funds

Núm.	AC-Code / Oracle # / Fed # / Program Code	Description	Town	Phase	Fed. Past Obligations / Locally Funded	2019	2020	2021	2022	Future Investment	Total Est. Cost	Remarks
11	AC-100081 R000010181 ER-10(72) / 10(79) ER-90, ZP-10, ZP-20 ER-12 ZP-1E, ZP-2E, ZP-3E	Additional Funds - Reconstruction of PR-10 kms. 59.4, 60.4, 60.9, 61.1	Utuado	NEPA	F	-	-	-	-	-	-	
					TC	-	-	-	-	-	-	
					S	-	-	-	-	-	-	
					T	-	-	-	-	-	-	
				Pre-Engineering	F	516,730	-	-	-	-	516,730	
					TC	164,080	-	-	-	-	164,080	
					S	-	-	-	-	-	-	
					T	680,810	-	-	-	-	680,810	
				Design	F	-	-	-	-	-	-	
					TC	-	-	-	-	-	-	
					S	-	-	-	-	-	-	
					T	-	-	-	-	-	-	
				ROW	F	243,882	-	-	-	-	243,882	
					TC	60,970	-	-	-	-	60,970	
					S	-	-	-	-	-	-	
					T	304,852	-	-	-	-	304,852	
Construction	F	3,189,871	-	1,600,000	-	-	4,789,871	Project Obligated in FY 2021				
	TC	1,280,000	-	400,000	-	-	1,680,000					
	S	-	-	-	-	-	-					
	T	6,400,000	-	2,000,000	-	-	8,400,000					
Total Estimated Project Cost					7,385,662	-	2,000,000	-	-	9,385,662		
12	AC-048506 0485(001) ZP-10, ZP-20, ZP-30 ZP-1E, ZP-2E, ZP-3E	Bicycle Trail Adjacent to PR-485	Camuy	NEPA	F	-	-	-	-	-	-	
					TC	-	-	-	-	-	-	
					S	-	-	-	-	-	-	
					T	-	-	-	-	-	-	
				Pre-Engineering	F	-	-	-	-	-	-	
					TC	-	-	-	-	-	-	
					S	-	-	-	-	-	-	
					T	-	-	-	-	-	-	
				Design	F	-	-	-	-	-	-	
					TC	-	-	-	-	-	-	
					S	-	-	-	-	-	-	
					T	-	-	-	-	-	-	
				ROW	F	-	-	-	-	-	-	
					TC	-	-	-	-	-	-	
					S	-	-	-	-	-	-	
					T	-	-	-	-	-	-	
Construction	F	2,262,378	-	-	-	-	2,262,378	Additional Funding for project was obligated in FY20				
	TC	565,595	-	-	-	-	565,595					
	S	-	-	-	-	-	-					
	T	2,827,973	-	-	-	-	2,827,973					
Total Estimated Project Cost					2,827,973	-	-	-	-	2,827,973		
UA>200,000 Population<1,000000 (Aguadilla)					11,181,673	11,386,765	2,000,000	-	-	22,568,438		

*Fund Reconciliation for each project can be found on pages FHWA-3 thru FHWA-6
**Retroactive TC will be use for projects currently under construction..

GOVERNMENT OF PUERTO RICO
PUERTO RICO DEPARTMENT OF TRANSPORTATION AND PUBLIC WORKS
PUERTO RICO HIGHWAY AND TRANSPORTATION AUTHORITY
STATEWIDE TRANSPORTATION IMPROVEMENT PROGRAM
FISCAL YEARS 2019-2022 - AMENDMENT #2

Legend:
F - Federal Funds
TC - Toll Credits Funds
S - State /Local Funds
T - Total Funds

Núm.	AC-Code / Oracle # / Fed # / Program Code	Description	Town	Phase	Fed. Past Obligations / Locally Funded	2019	2020	2021	2022	Future Investment	Total Est. Cost	Remarks
UA<200,000 Population (UZA)												
13	AC-010029 S000100029 ZP-100(11) ZP-20 ZP-2E	Widening of PR-100 from PR-308 to PR-101	Cabo Rojo	NEPA	F	-	-	-	-	-	-	
					TC	-	-	-	-	-	-	
					S	-	-	-	-	-	-	
					T	-	-	-	-	-	-	
				Pre-Engineering	F	72	-	-	-	853,044	853,117	Moved to FY 2023
					TC	18	-	-	-	213,261	213,279	
					S	-	-	-	-	-	-	
					T	91	-	-	-	1,066,305	1,066,396	
				Design	F	-	-	-	-	-	-	
					TC	-	-	-	-	-	-	
					S	-	-	-	-	-	-	
					T	-	-	-	-	-	-	
				ROW	F	-	-	-	-	-	-	
					TC	-	-	-	-	-	-	
					S	-	-	-	-	-	-	
					T	-	-	-	-	-	-	
				Construction	F	-	-	-	-	8,000,000	8,000,000	Estimated Time of Completion 2029
					TC	-	-	-	-	2,000,000	2,000,000	
					S	-	-	-	-	-	-	
					T	-	-	-	-	10,000,000	10,000,000	
Total Estimated Project Cost					91	-	-	-	-	11,066,305	11,066,396	
14	AC-200241 P000002441 MP-2(66) ZP-20 ZP-2E	Access Request Analysis and Preliminary Design of Geometric Improvements to PR-2 (Entrance RUM, La Vita)	Mayaguez	NEPA	F	-	-	-	-	-	-	
					TC	-	-	-	-	-	-	
					S	-	-	-	-	-	-	
					T	-	-	-	-	-	-	
				Pre-Engineering	F	836,000	-	-	-	-	836,000	Project Obligated
					TC	209,000	-	-	-	-	209,000	
					S	55,000	-	-	-	-	55,000	
					T	1,100,000	-	-	-	-	1,100,000	
				Design	F	-	-	-	-	1,840,000	1,840,000	Moved to FY 2023
					TC	-	-	-	-	460,000	460,000	
					S	-	-	-	-	-	-	
					T	-	-	-	-	2,300,000	2,300,000	
				ROW	F	-	-	-	-	800,000	800,000	Moved to FY 2025
					TC	-	-	-	-	200,000	200,000	
					S	-	-	-	-	-	-	
					T	-	-	-	-	1,000,000	1,000,000	
				Construction	F	-	-	-	-	9,600,000	9,600,000	Moved to FY 2028
					TC	-	-	-	-	2,400,000	2,400,000	
					S	-	-	-	-	-	-	
					T	-	-	-	-	12,000,000	12,000,000	
Total Estimated Project Cost					1,100,000	-	-	-	-	15,300,000	16,400,000	

*Fund Reconciliation for each project can be found on pages FHWA-3 thru FHWA-6
**Retroactive TC will be use for projects currently under construction..

GOVERNMENT OF PUERTO RICO
PUERTO RICO DEPARTMENT OF TRANSPORTATION AND PUBLIC WORKS
PUERTO RICO HIGHWAY AND TRANSPORTATION AUTHORITY
STATEWIDE TRANSPORTATION IMPROVEMENT PROGRAM
FISCAL YEARS 2019-2022 - AMENDMENT #2

Legend:
F - Federal Funds
TC - Toll Credits Funds
S - State /Local Funds
T - Total Funds

Núm.	AC-Code / Oracle # / Fed # / Program Code	Description	Town	Phase	Fed. Past Obligations / Locally Funded	2019	2020	2021	2022	Future Investment	Total Est. Cost	Remarks	
15	AC-520129 T000522129 ZP-20 ZP-2E	Conversion of Old Juana Diaz Toll Facility to a Truck Weigh and Inspection Station at PR-52	Juana Diaz	NEPA	F	-	-	-	-	-	-		
					TC	-	-	-	-	-	-		
					S	-	-	-	-	-	-		
					T	-	-	-	-	-	-		
				Pre-Engineering	F	666,058	-	-	-	-	-	666,058	
					TC	166,514	-	-	-	-	-	166,514	
					S	43,820	-	-	-	-	-	43,820	
					T	876,392	-	-	-	-	-	876,392	
				Design	F	-	-	-	-	-	-	-	
					TC	-	-	-	-	-	-	-	
					S	-	-	-	-	-	-	-	
					T	-	-	-	-	-	-	-	
				ROW	F	-	-	-	-	-	-	-	
					TC	-	-	-	-	-	-	-	
					S	-	-	-	-	-	-	-	
					T	-	-	-	-	-	-	-	
Construction	F	-	-	-	4,000,000	-	-	4,000,000					
	TC	-	-	-	1,000,000	-	-	1,000,000					
	S	-	-	-	-	-	-	-					
	T	-	-	-	5,000,000	-	-	5,000,000					
Total Estimated Project Cost					876,392	-	-	5,000,000	-	-	5,876,392		
16	AC-200248 P000002448 ZP-20 ZP-2E	PR-2 Lavadero Ward - Phase 1 -Lots Without Direct Access	Hormigueros	NEPA	F	-	-	-	-	-	-		
					TC	-	-	-	-	-	-	-	
					S	-	-	-	-	-	-	-	
					T	-	-	-	-	-	-	-	
				Pre-Engineering	F	-	-	-	-	-	-	-	
					TC	-	-	-	-	-	-	-	
					S	423,530	-	-	-	-	-	423,530	
					T	423,530	-	-	-	-	-	423,530	
				Design	F	-	-	-	-	-	-	-	
					TC	-	-	-	-	-	-	-	
					S	-	-	-	-	-	-	-	
					T	-	-	-	-	-	-	-	
				ROW	F	2,150,973	-	-	-	-	-	2,150,973	
					TC	529,367	-	-	-	-	-	529,367	
					S	-	-	-	-	-	-	-	
					T	2,680,340	-	-	-	-	-	2,680,340	
Construction	F	-	-	-	-	-	-	-	Phase 2 under CDBG Conversion				
	TC	-	-	-	-	-	-	-	Expressway of PR-2 - Ponce -				
	S	-	-	1,500,000	-	-	-	1,500,000	Mayaguez				
	T	-	-	1,500,000	-	-	-	1,500,000					
Total Estimated Project Cost					3,103,870	-	1,500,000	-	-	-	4,603,870		

*Fund Reconciliation for each project can be found on pages FHWA-3 thru FHWA-6
**Retroactive TC will be use for projects currently under construction..

GOVERNMENT OF PUERTO RICO
PUERTO RICO DEPARTMENT OF TRANSPORTATION AND PUBLIC WORKS
PUERTO RICO HIGHWAY AND TRANSPORTATION AUTHORITY
STATEWIDE TRANSPORTATION IMPROVEMENT PROGRAM
FISCAL YEARS 2019-2022 - AMENDMENT #2

Legend:
F - Federal Funds
TC - Toll Credits Funds
S - State /Local Funds
T - Total Funds

Núm.	AC-Code / Oracle # / Fed # / Program Code	Description	Town	Phase	Fed. Past Obligations / Locally Funded	2019	2020	2021	2022	Future Investment	Total Est. Cost	Remarks	
17	AC-520120 "0052(035) ZP-10, ZP-20, ZP-30 ZP-1E, ZP-2E, ZP-3E	Implementation of Preventive Maintenance Protocol for Bridges No. 2267, 2271, 2335, 2370, 2371, Highway PR-52 - Phase 1	Ponce	NEPA	F	-	-	-	-	-	-		
					TC	-	-	-	-	-	-		
					S	-	-	-	-	-	-		
					T	-	-	-	-	-	-		
				Pre-Engineering	F	-	-	-	-	-	-		
					TC	-	-	-	-	-	-		
					S	-	-	-	-	-	-		
					T	-	-	-	-	-	-		
				Design	F	-	-	-	-	-	-		
					TC	-	-	-	-	-	-		
					S	-	-	-	-	-	-		
					T	-	-	-	-	-	-		
				ROW	F	-	-	-	-	-	-		
					TC	-	-	-	-	-	-		
					S	-	-	-	-	-	-		
					T	-	-	-	-	-	-		
	Construction	F	-	12,804,862	18,200,000	-	-	-	31,004,862				
		TC	-	3,201,216	4,550,000	-	-	-	7,751,216				
		S	-	-	-	-	-	-	-	Project Obligated			
		T	-	16,006,078	22,750,000	-	-	-	38,756,078				
Total Estimated Project Cost						-	16,006,078	22,750,000	-	-	38,756,078		
UA<200,000 Population (UZA)						5,080,352.61	16,006,078.00	24,250,000.00	5,000,000.00	-	26,366,305.04	76,702,735.65	

*Fund Reconciliation for each project can be found on pages FHWA-3 thru FHWA-6
**Retroactive TC will be use for projects currently under construction..

GOVERNMENT OF PUERTO RICO
PUERTO RICO DEPARTMENT OF TRANSPORTATION AND PUBLIC WORKS
PUERTO RICO HIGHWAY AND TRANSPORTATION AUTHORITY
STATEWIDE TRANSPORTATION IMPROVEMENT PROGRAM
FISCAL YEARS 2019-2022 - AMENDMENT #2

Legend:
F - Federal Funds
TC - Toll Credits Funds
S - State /Local Funds
T - Total Funds

Núm.	AC-Code / Oracle # / Fed # / Program Code	Description	Town	Phase	Fed. Past Obligations / Locally Funded	2019	2020	2021	2022	Future Investment	Total Est. Cost	Remarks
18	AC-800356 R009999356 ZP-10 ZP-1E	Existing Box Culvert Extension Km 19 Highway PR-135 (Reconstruction of PR-135 km. 75.8 (old km) km. 19 (new km)	Rural	NEPA	F	-	-	-	-	-	-	Project Obligated in FY 2019
					TC	-	-	-	-	-	-	
					S	-	-	-	-	-	-	
					T	-	-	-	-	-	-	
				Pre-Engineering	F	-	-	-	-	-	-	
					TC	-	-	-	-	-	-	
					S	-	-	-	-	-	-	
					T	-	-	-	-	-	-	
				Design	F	-	-	-	-	-	-	
					TC	-	-	-	-	-	-	
					S	-	-	-	-	-	-	
					T	-	-	-	-	-	-	
				ROW	F	-	-	-	-	-	-	
					TC	-	-	-	-	-	-	
					S	-	-	-	-	-	-	
					T	-	-	-	-	-	-	
				Construction	F	-	316,756	-	-	-	316,756	
					TC	-	79,189	-	-	-	79,189	
					S	-	23,575	-	-	-	23,575	
					T	-	419,520	-	-	-	419,520	
Total Estimated Project Cost						-	419,520	-	-	419,520		

*Fund Reconciliation for each project can be found on pages FHWA-3 thru FHWA-6
**Retroactive TC will be use for projects currently under construction..

GOVERNMENT OF PUERTO RICO
PUERTO RICO DEPARTMENT OF TRANSPORTATION AND PUBLIC WORKS
PUERTO RICO HIGHWAY AND TRANSPORTATION AUTHORITY
STATEWIDE TRANSPORTATION IMPROVEMENT PROGRAM
FISCAL YEARS 2019-2022 - AMENDMENT #2

Legend:
F - Federal Funds
TC - Toll Credits Funds
S - State /Local Funds
T - Total Funds

Núm.	AC-Code / Oracle # / Fed # / Program Code	Description	Town	Phase	Fed. Past Obligations / Locally Funded	2019	2020	2021	2022	Future Investment	Total Est. Cost	Remarks	
19	Islandwide												
	AC-800511 R009999511 ZP-10, ZP-20 , ZP-30 ZP-1E, ZP-2E, ZP-3E	Pavement Rehabilitation and Reconstruction of Roads (2019)	Islandwide	NEPA	F	-	-	-	-	-	-		
					TC	-	-	-	-	-	-		
					S	-	-	-	-	-	-		
					T	-	-	-	-	-	-		
				Pre-Engineering	F	-	-	-	-	-	-		
					TC	-	-	-	-	-	-		
					S	-	-	-	-	-	-		
					T	-	-	-	-	-	-		
				Design	F	-	-	-	-	-	-		
					TC	-	-	-	-	-	-		
					S	-	-	-	-	-	-		
					T	-	-	-	-	-	-		
				ROW	F	-	-	-	-	-	-		
					TC	-	-	-	-	-	-		
					S	-	-	-	-	-	-		
T	-	-	-		-	-	-						
Construction	F	-	31,781,922	-	-	-	-	31,781,922					
	TC	-	7,945,480	-	-	-	-	7,945,480	Project Obligated in FY 2019.				
	S	-	36,170	-	-	-	-	36,170					
	T	-	39,763,572	-	-	-	-	39,763,572					
Total Estimated Project Cost						-	39,763,572	-	-	-	39,763,572		
20	AC-800518 R009999518 ZP-10, ZP-20 , ZP-30 ZP-1E, ZP-2E, ZP-3E	Pavement Rehabilitation and Reconstruction of Roads (2020) Includes Pavement Set Aside Penalty of \$29.5M	Islandwide	NEPA	F	-	-	-	-	-	-		
					TC	-	-	-	-	-	-	-	
					S	-	-	-	-	-	-	-	
					T	-	-	-	-	-	-	-	
				Pre-Engineering	F	-	-	-	-	-	-	-	
					TC	-	-	-	-	-	-	-	
					S	-	-	-	-	-	-	-	
					T	-	-	-	-	-	-	-	
				Design	F	-	-	-	-	-	-	-	
					TC	-	-	-	-	-	-	-	
					S	-	-	-	-	-	-	-	
					T	-	-	-	-	-	-	-	
				ROW	F	-	-	-	-	-	-	-	
					TC	-	-	-	-	-	-	-	
					S	-	-	-	-	-	-	-	
	T	-	-		-	-	-	-	-				
Construction	F	-	-	28,856,478	-	-	-	28,856,478					
	TC	-	-	7,214,119	-	-	-	7,214,119					
	S	-	-	-	-	-	-	-					
	T	-	-	36,070,597	-	-	-	36,070,597					
Total Estimated Project Cost						-	36,070,597	-	-	-	36,070,597		

*Fund Reconciliation for each project can be found on pages FHWA-3 thru FHWA-6
**Retroactive TC will be use for projects currently under construction..

GOVERNMENT OF PUERTO RICO
PUERTO RICO DEPARTMENT OF TRANSPORTATION AND PUBLIC WORKS
PUERTO RICO HIGHWAY AND TRANSPORTATION AUTHORITY
STATEWIDE TRANSPORTATION IMPROVEMENT PROGRAM
FISCAL YEARS 2019-2022 - AMENDMENT #2

Legend:
F - Federal Funds
TC - Toll Credits Funds
S - State /Local Funds
T - Total Funds

Núm.	AC-Code / Oracle # / Fed # / Program Code	Description	Town	Phase	Fed. Past Obligations / Locally Funded				2019	2020	2021	2022	Future Investment	Total Est. Cost	Remarks			
21	AC-800556 ZP-10, ZP-20, ZP-30 ZP-1E, ZP-2E, ZP-3E	Pavement Rehabilitation and Reconstruction of Roads (2021) Includes Pavement Set Aside Penalty of \$29.5M	Islandwide	NEPA	F	-	-	-	-	-	-	-	-	-				
					TC	-	-	-	-	-	-	-	-	-				
					S	-	-	-	-	-	-	-	-	-	-			
				Pre-Engineering	T										-			
					F	-	-	-	-	-	-	-	-	-	-	-		
					TC	-	-	-	-	-	-	-	-	-	-	-		
				Design	S	-	-	-	-	-	-	-	-	-	-	-		
					T											-		
					F	-	-	-	-	-	-	-	-	-	-	-	-	
				ROW	TC	-	-	-	-	-	-	-	-	-	-	-	-	
					S	-	-	-	-	-	-	-	-	-	-	-	-	
					T											-		
				Construction	F	-	-	-	-	39,296,908	-	-	-	-	-	39,296,908	-	
					TC	-	-	-	-	9,824,227	-	-	-	-	-	9,824,227	-	
					S	-	-	-	-	-	-	-	-	-	-	-	-	Please see Appendix C for pavement project details
				T					49,121,135	-	-	-	-	-	49,121,135	-		
Total Estimated Project Cost						-	-	-	49,121,135	-	-	-	49,121,135					
22	AC-800557 ZP-10, ZP-20, ZP-30 ZP-1E, ZP-2E, ZP-3E	Pavement Rehabilitation and Reconstruction of Roads (2022) Includes Pavement Set Aside Penalty of \$29.5M	Islandwide	NEPA	F	-	-	-	-	-	-	-	-	-				
					TC	-	-	-	-	-	-	-	-	-	-	-		
					S	-	-	-	-	-	-	-	-	-	-	-		
				Pre-Engineering	T											-		
					F	-	-	-	-	-	-	-	-	-	-	-	-	
					TC	-	-	-	-	-	-	-	-	-	-	-	-	
				Design	S	-	-	-	-	-	-	-	-	-	-	-	-	
					T											-		
					F	-	-	-	-	-	-	-	-	-	-	-	-	
				ROW	TC	-	-	-	-	-	-	-	-	-	-	-	-	
					S	-	-	-	-	-	-	-	-	-	-	-	-	Additional Funding is being requested with CRRSAA
					T											-		
				Construction	F	-	-	-	-	-	43,828,000	-	-	-	-	43,828,000	-	
					TC	-	-	-	-	-	10,957,000	-	-	-	-	10,957,000	-	
					S	-	-	-	-	-	-	-	-	-	-	-	-	Please see Appendix C for pavement project details
				T					-	-	54,785,000	-	-	-	54,785,000	-		
Total Estimated Project Cost						-	-	-	-	54,785,000	-	-	54,785,000					

*Fund Reconciliation for each project can be found on pages FHWA-3 thru FHWA-6
**Retroactive TC will be use for projects currently under construction..

GOVERNMENT OF PUERTO RICO
PUERTO RICO DEPARTMENT OF TRANSPORTATION AND PUBLIC WORKS
PUERTO RICO HIGHWAY AND TRANSPORTATION AUTHORITY
STATEWIDE TRANSPORTATION IMPROVEMENT PROGRAM
FISCAL YEARS 2019-2022 - AMENDMENT #2

Legend:
F - Federal Funds
TC - Toll Credits Funds
S - State /Local Funds
T - Total Funds

Núm.	AC-Code / Oracle # / Fed # / Program Code	Description	Town	Phase	Fed. Past Obligations / Locally Funded	2019	2020	2021	2022	Future Investment	Total Est. Cost	Remarks	
23	AC-900132 L0090000132 ZP-10 ZP-1E	SPR-56 - State Planning and Research Program (2019)	Islandwide	NEPA	F	-	-	-	-	-	-	Project Obligated	
					TC	-	-	-	-	-	-		
					S	-	-	-	-	-	-		
					T	-	-	-	-	-	-		
				Planning	F	-	4,800,000	-	-	-	-		4,800,000
					TC	-	1,200,000	-	-	-	-		1,200,000
					S	-	-	-	-	-	-		-
					T	-	6,000,000	-	-	-	-		6,000,000
				Design	F	-	-	-	-	-	-		-
					TC	-	-	-	-	-	-		-
					S	-	-	-	-	-	-		-
					T	-	-	-	-	-	-		-
				ROW	F	-	-	-	-	-	-		-
					TC	-	-	-	-	-	-		-
					S	-	-	-	-	-	-		-
					T	-	-	-	-	-	-		-
Construction	F	-	-	-	-	-	-	-					
	TC	-	-	-	-	-	-	-					
	S	-	-	-	-	-	-	-					
	T	-	-	-	-	-	-	-					
Total Estimated Project Cost					-	6,000,000	-	-	-	6,000,000			
24	AC-900134 L0090000134 ZP-10 ZP-1E	SPR-57 - State Planning and Research Program (2020)	Islandwide	NEPA	F	-	-	-	-	-	-	Project Obligated	
					TC	-	-	-	-	-	-		-
					S	-	-	-	-	-	-		-
					T	-	-	-	-	-	-		-
				Planning	F	-	-	4,800,000	-	-	-		4,800,000
					TC	-	-	1,200,000	-	-	-		1,200,000
					S	-	-	-	-	-	-		-
					T	-	6,000,000	-	-	-	-		6,000,000
				Design	F	-	-	-	-	-	-		-
					TC	-	-	-	-	-	-		-
					S	-	-	-	-	-	-		-
					T	-	-	-	-	-	-		-
				ROW	F	-	-	-	-	-	-		-
					TC	-	-	-	-	-	-		-
					S	-	-	-	-	-	-		-
					T	-	-	-	-	-	-		-
Construction	F	-	-	-	-	-	-	-					
	TC	-	-	-	-	-	-	-					
	S	-	-	-	-	-	-	-					
	T	-	-	-	-	-	-	-					
Total Estimated Project Cost					-	-	6,000,000	-	-	6,000,000			

*Fund Reconciliation for each project can be found on pages FHWA-3 thru FHWA-6
**Retroactive TC will be use for projects currently under construction..

GOVERNMENT OF PUERTO RICO
PUERTO RICO DEPARTMENT OF TRANSPORTATION AND PUBLIC WORKS
PUERTO RICO HIGHWAY AND TRANSPORTATION AUTHORITY
STATEWIDE TRANSPORTATION IMPROVEMENT PROGRAM
FISCAL YEARS 2019-2022 - AMENDMENT #2

Legend:
F - Federal Funds
TC - Toll Credits Funds
S - State /Local Funds
T - Total Funds

Núm.	AC-Code / Oracle # / Fed # / Program Code	Description	Town	Phase	Fed. Past Obligations / Locally Funded	2019	2020	2021	2022	Future Investment	Total Est. Cost	Remarks		
25	AC-900139 ZP-10 ZP-1E	SPR-58 - State Planning and Research Program (2021)	Islandwide	NEPA	F	-	-	-	-	-	-			
					TC	-	-	-	-	-	-			
					S	-	-	-	-	-	-			
					T	-	-	-	-	-	-			
				Planning	F	-	-	-	4,800,000	-	-	4,800,000	Project Obligated with \$4M an additional \$2M is being requested	
					TC	-	-	-	1,200,000	-	-	1,200,000		
					S	-	-	-	-	-	-	-		
					T	-	-	-	6,000,000	-	-	6,000,000		
				Design	F	-	-	-	-	-	-	-		
					TC	-	-	-	-	-	-	-		
					S	-	-	-	-	-	-	-		
					T	-	-	-	-	-	-	-		
				ROW	F	-	-	-	-	-	-	-		
					TC	-	-	-	-	-	-	-		
					S	-	-	-	-	-	-	-		
					T	-	-	-	-	-	-	-		
Construction	F	-	-	-	-	-	-	-						
	TC	-	-	-	-	-	-	-						
	S	-	-	-	-	-	-	-						
	T	-	-	-	-	-	-	-						
Total Estimated Project Cost					-	-	-	6,000,000	-	-	6,000,000			
26	AC-900140 ZP-10 ZP-1E	SPR-59 - State Planning and Research Program (2022)	Islandwide	NEPA	F	-	-	-	-	-	-			
					TC	-	-	-	-	-	-	-		
					S	-	-	-	-	-	-	-		
					T	-	-	-	-	-	-	-		
				Planning	F	-	-	-	-	4,800,000	-	4,800,000		
					TC	-	-	-	-	1,200,000	-	1,200,000		
					S	-	-	-	-	-	-	-		
					T	-	-	-	-	6,000,000	-	6,000,000		
				Design	F	-	-	-	-	-	-	-		
					TC	-	-	-	-	-	-	-		
					S	-	-	-	-	-	-	-		
					T	-	-	-	-	-	-	-		
				ROW	F	-	-	-	-	-	-	-		
					TC	-	-	-	-	-	-	-		
					S	-	-	-	-	-	-	-		
					T	-	-	-	-	-	-	-		
Construction	F	-	-	-	-	-	-	-						
	TC	-	-	-	-	-	-	-						
	S	-	-	-	-	-	-	-						
	T	-	-	-	-	-	-	-						
Total Estimated Project Cost					-	-	-	-	6,000,000	-	6,000,000			

*Fund Reconciliation for each project can be found on pages FHWA-3 thru FHWA-6
**Retroactive TC will be use for projects currently under construction..

GOVERNMENT OF PUERTO RICO
PUERTO RICO DEPARTMENT OF TRANSPORTATION AND PUBLIC WORKS
PUERTO RICO HIGHWAY AND TRANSPORTATION AUTHORITY
STATEWIDE TRANSPORTATION IMPROVEMENT PROGRAM
FISCAL YEARS 2019-2022 - AMENDMENT #2

Legend:
F - Federal Funds
TC - Toll Credits Funds
S - State /Local Funds
T - Total Funds

Núm.	AC-Code / Oracle # / Fed # / Program Code	Description	Town	Phase	Fed. Past Obligations / Locally Funded	2019	2020	2021	2022	Future Investment	Total Est. Cost	Remarks		
27	AC-900133 ZP-10, ZP-20, ZP-30 ZP-1E, ZP-2E, ZP-3E	Rehabilitation, Replacement and Critical Bridges (2019)	Islandwide	NEPA	F	-	-	-	-	-	-	Change in Project Name. Bridge Critical Findings Project Line has been integrated with The Rehabilitation and Replacement of Bridges.		
					TC	-	-	-	-	-	-			
					S	-	-	-	-	-	-			
					T	-	-	-	-	-	-			
				Pre-Engineering	F	-	-	-	-	-	-			
					TC	-	-	-	-	-	-			
					S	-	-	-	-	-	-			
					T	-	-	-	-	-	-			
				Design	F	-	-	-	-	-	-			
					TC	-	-	-	-	-	-			
					S	-	-	-	-	-	-			
					T	-	-	-	-	-	-			
				ROW	F	-	-	-	-	-	-			
					TC	-	-	-	-	-	-			
					S	-	-	-	-	-	-			
					T	-	-	-	-	-	-			
Construction	F	-	7,806,991	-	-	-	-	7,806,991	Project Obligated in FY 2019. See Appendix A for Project List					
	TC	-	1,951,748	-	-	-	-	1,951,748						
	S	-	240,900	-	-	-	-	240,900						
	T	-	9,999,639	-	-	-	-	9,999,639						
Total Estimated Project Cost						-	9,999,639	-	-	-	9,999,639			
28	AC-900135 ZP-10, ZP-20, ZP-30	Rehabilitation, Replacement and Critical Bridges (2020)	Islandwide	NEPA	F	-	-	-	-	-	-	Change in Project Name. Bridge Critical Findings Project Line has been integrated with The Rehabilitation and Replacement of Bridges.		
					TC	-	-	-	-	-	-		-	
					S	-	-	-	-	-	-		-	
					T	-	-	-	-	-	-		-	
				Pre-Engineering	F	-	-	-	-	-	-		-	
					TC	-	-	-	-	-	-		-	
					S	-	-	-	-	-	-		-	
					T	-	-	-	-	-	-		-	
				Design	F	-	-	-	-	-	-		-	Advance Construction Funds of \$30,846,096 may be utilized to advance project AC-900137 of FY 2021
					TC	-	-	-	-	-	-		-	
					S	-	-	-	-	-	-		-	
					T	-	-	-	-	-	-		-	
				ROW	F	-	-	-	-	-	-		-	Project Obligated
					TC	-	-	-	-	-	-		-	
					S	-	-	-	-	-	-		-	
					T	-	-	-	-	-	-		-	
Construction	F	-	-	13,840,000	-	-	-	13,840,000						
	TC	-	-	3,460,000	-	-	-	3,460,000						
	S	-	-	-	-	-	-	-						
	T	-	-	17,300,000	-	-	-	17,300,000						
Total Estimated Project Cost						-	17,300,000	-	-	-	17,300,000			

*Fund Reconciliation for each project can be found on pages FHWA-3 thru FHWA-6
**Retroactive TC will be use for projects currently under construction..

GOVERNMENT OF PUERTO RICO
PUERTO RICO DEPARTMENT OF TRANSPORTATION AND PUBLIC WORKS
PUERTO RICO HIGHWAY AND TRANSPORTATION AUTHORITY
STATEWIDE TRANSPORTATION IMPROVEMENT PROGRAM
FISCAL YEARS 2019-2022 - AMENDMENT #2

Legend:
F - Federal Funds
TC - Toll Credits Funds
S - State /Local Funds
T - Total Funds

Núm.	AC-Code / Oracle # / Fed # / Program Code	Description	Town	Phase	Fed. Past Obligations / Locally Funded	2019	2020	2021	2022	Future Investment	Total Est. Cost	Remarks	
29	AC-900137 ZP-10, ZP-20, ZP-30 ZP-1E, ZP-2E, ZP-3E	Rehabilitation, Replacement and Critical Bridges (2021)	Islandwide	NEPA	F	-	-	-	-	-	-		
					TC	-	-	-	-	-	-		
					S	-	-	-	-	-	-		
					T	-	-	-	-	-	-		
				Pre-Engineering	F	-	-	-	-	-	-		
					TC	-	-	-	-	-	-		
					S	-	-	-	-	-	-		
					T	-	-	-	-	-	-		
				Design	F	-	-	-	-	-	-		
					TC	-	-	-	-	-	-		
					S	-	-	-	-	-	-		
					T	-	-	-	-	-	-		
				ROW	F	-	-	-	1,136,684	-	-	1,136,684	
					TC	-	-	-	284,171	-	-	284,171	
					S	-	-	-	-	-	-	-	
					T	-	-	-	1,420,855	-	-	1,420,855	
Construction	F	-	-	-	10,042,736	-	-	10,042,736					
	TC	-	-	-	2,510,684	-	-	2,510,684					
	S	-	-	-	-	-	-	-					
	T	-	-	-	12,553,420	-	-	12,553,420					
Total Estimated Project Cost					-	-	-	13,974,275	-	-	13,974,275		
30	AC-900138 ZP-10, ZP-20, ZP-30 ZP-1E, ZP-2E, ZP-3E	Rehabilitation, Replacement and Critical Bridges (2022)	Islandwide	NEPA	F	-	-	-	-	-	-		
					TC	-	-	-	-	-	-	-	
					S	-	-	-	-	-	-	-	
					T	-	-	-	-	-	-	-	
				Pre-Engineering	F	-	-	-	-	-	-	-	
					TC	-	-	-	-	-	-	-	
					S	-	-	-	-	-	-	-	
					T	-	-	-	-	-	-	-	
				Design	F	-	-	-	-	-	-	-	
					TC	-	-	-	-	-	-	-	
					S	-	-	-	-	-	-	-	
					T	-	-	-	-	-	-	-	
				ROW	F	-	-	-	-	1,028,000	-	1,028,000	
					TC	-	-	-	-	257,000	-	257,000	
					S	-	-	-	-	-	-	-	
					T	-	-	-	-	1,285,000	-	1,285,000	
Construction	F	-	-	-	-	6,166,011	-	6,166,011					
	TC	-	-	-	-	1,541,503	-	1,541,503					
	S	-	-	-	-	-	-	-					
	T	-	-	-	-	7,707,514	-	7,707,514					
Total Estimated Project Cost					-	-	-	8,992,514	-	-	8,992,514		

*Fund Reconciliation for each project can be found on pages FHWA-3 thru FHWA-6
**Retroactive TC will be use for projects currently under construction..

GOVERNMENT OF PUERTO RICO
PUERTO RICO DEPARTMENT OF TRANSPORTATION AND PUBLIC WORKS
PUERTO RICO HIGHWAY AND TRANSPORTATION AUTHORITY
STATEWIDE TRANSPORTATION IMPROVEMENT PROGRAM
FISCAL YEARS 2019-2022 - AMENDMENT #2

Legend:
F - Federal Funds
TC - Toll Credits Funds
S - State /Local Funds
T - Total Funds

Núm.	AC-Code / Oracle # / Fed # / Program Code	Description	Town	Phase	Fed. Past Obligations / Locally Funded	2019	2020	2021	2022	Future Investment	Total Est. Cost	Remarks			
31	AC-800513 ZP-10, ZP-20, ZP-30	Systematic Bridges Preservation Program (2019)	Islandwide	NEPA	F	-	-	-	-	-	-				
					TC	-	-	-	-	-	-				
					S	-	-	-	-	-	-				
					T						-				
				Pre-Engineering	F	-	-	-	-	-	-	-	-	-	
					TC	-	-	-	-	-	-	-			
					S	-	-	-	-	-	-	-			
					T						-				
				Design	F	-	-	-	-	-	-	-	-	-	
					TC	-	-	-	-	-	-	-			
					S	-	-	-	-	-	-	-			
					T						-				
				ROW	F	-	-	-	-	-	-	-	-	-	
					TC	-	-	-	-	-	-	-			
					S	-	-	-	-	-	-	-			
					T						-				
				Construction	F	-	5,427,921	-	-	-	-	-	-	5,427,921	Project Obligated in FY 2019 Please See Appendix A for Project List
					TC	-	1,356,980	-	-	-	-	-	-	1,356,980	
					S	-	-	-	-	-	-	-	-	-	
					T		6,784,901						6,784,901		
						6,784,901	-	-	-	-	6,784,901				
32	AC-800517 ZP-10, ZP-20, ZP-30	Systematic Bridges Preservation Program (2020)	Islandwide	NEPA	F	-	-	-	-	-	-				
					TC	-	-	-	-	-	-		-		
					S	-	-	-	-	-	-		-		
					T						-				
				Pre-Engineering	F	-	-	-	-	-	-	-	-	-	
					TC	-	-	-	-	-	-	-			
					S	-	-	-	-	-	-	-			
					T						-				
				Design	F	-	-	-	-	-	-	-	-	-	
					TC	-	-	-	-	-	-	-			
					S	-	-	-	-	-	-	-			
					T						-				
				ROW	F	-	-	-	-	-	-	-	-	-	
					TC	-	-	-	-	-	-	-			
					S	-	-	-	-	-	-	-			
					T						-				
				Construction	F	-	-	-	-	-	-	-	-	-	Please See Appendix A for Project List
					TC	-	-	-	-	-	-	-	-	-	
					S	-	-	-	-	-	-	-	-	-	
					T		-	-	-	-	-	-	-		
						-	-	-	-	-	-				

*Fund Reconciliation for each project can be found on pages FHWA-3 thru FHWA-6
**Retroactive TC will be use for projects currently under construction..

GOVERNMENT OF PUERTO RICO
PUERTO RICO DEPARTMENT OF TRANSPORTATION AND PUBLIC WORKS
PUERTO RICO HIGHWAY AND TRANSPORTATION AUTHORITY
STATEWIDE TRANSPORTATION IMPROVEMENT PROGRAM
FISCAL YEARS 2019-2022 - AMENDMENT #2

Legend:
F - Federal Funds
TC - Toll Credits Funds
S - State /Local Funds
T - Total Funds

Núm.	AC-Code / Oracle # / Fed # / Program Code	Description	Town	Phase	Fed. Past Obligations / Locally Funded	2019	2020	2021	2022	Future Investment	Total Est. Cost	Remarks	
33	AC-800552 ZP-10, ZP-20, ZP-30 ZP-1E, ZP-2E, ZP-3E	Systematic Bridges Preservation Program (2021)	Islandwide	NEPA	F	-	-	-	-	-	-		
					TC	-	-	-	-	-	-		
					S	-	-	-	-	-	-		
					T	-	-	-	-	-	-		
				Pre-Engineering	F	-	-	-	-	-	-		
					TC	-	-	-	-	-	-		
					S	-	-	-	-	-	-		
					T	-	-	-	-	-	-		
				Design	F	-	-	-	-	-	-		
					TC	-	-	-	-	-	-		
					S	-	-	-	-	-	-		
					T	-	-	-	-	-	-		
				ROW	F	-	-	-	-	-	-		
					TC	-	-	-	-	-	-		
					S	-	-	-	-	-	-		
					T	-	-	-	-	-	-		
Construction	F	-	-	-	3,060,580	-	-	3,060,580					
	TC	-	-	-	765,145	-	-	765,145					
	S	-	-	-	-	-	-	-					
	T	-	-	-	3,825,725	-	-	3,825,725					
						-	-	-	-	3,825,725			
						-	-	-	-	3,825,725			
34	AC-800553 ZP-10, ZP-20, ZP-30 ZP-1E, ZP-2E, ZP-3E	Systematic Bridges Preservation Program (2022)	Islandwide	NEPA	F	-	-	-	-	-	-		
					TC	-	-	-	-	-	-	-	
					S	-	-	-	-	-	-	-	
					T	-	-	-	-	-	-	-	
				Pre-Engineering	F	-	-	-	-	-	-	-	
					TC	-	-	-	-	-	-	-	
					S	-	-	-	-	-	-	-	
					T	-	-	-	-	-	-	-	
				Design	F	-	-	-	-	-	-	-	
					TC	-	-	-	-	-	-	-	
					S	-	-	-	-	-	-	-	
					T	-	-	-	-	-	-	-	
				ROW	F	-	-	-	-	-	-	-	
					TC	-	-	-	-	-	-	-	
					S	-	-	-	-	-	-	-	
					T	-	-	-	-	-	-	-	
Construction	F	-	-	-	-	6,645,989	-	6,645,989					
	TC	-	-	-	-	1,661,497	-	1,661,497					
	S	-	-	-	-	-	-	-					
	T	-	-	-	-	8,307,486	-	8,307,486					
						-	-	-	-	8,307,486			
						-	-	-	-	8,307,486			

*Fund Reconciliation for each project can be found on pages FHWA-3 thru FHWA-6
**Retroactive TC will be use for projects currently under construction..

GOVERNMENT OF PUERTO RICO
PUERTO RICO DEPARTMENT OF TRANSPORTATION AND PUBLIC WORKS
PUERTO RICO HIGHWAY AND TRANSPORTATION AUTHORITY
STATEWIDE TRANSPORTATION IMPROVEMENT PROGRAM
FISCAL YEARS 2019-2022 - AMENDMENT #2

Legend:
F - Federal Funds
TC - Toll Credits Funds
S - State /Local Funds
T - Total Funds

Núm.	AC-Code / Oracle # / Fed # / Program Code	Description	Town	Phase	Fed. Past Obligations / Locally Funded					Future Investment	Total Est. Cost	Remarks		
					2019	2020	2021	2022						
35	AC-992480 NBIS035 ZP-20	Bridge Inventory System NBIS 35	Islandwide	NEPA	F	-	-	-	-	-	-	-	-	Project Obligated in FY 2019
					TC	-	-	-	-	-	-	-		
					S	-	-	-	-	-	-	-		
					T	-	-	-	-	-	-	-		
				Pre-Engineering	F	-	-	-	-	-	-	-		
					TC	-	-	-	-	-	-	-		
					S	-	-	-	-	-	-	-		
					T	-	-	-	-	-	-	-		
				Design	F	-	4,219,919	-	-	-	-	4,219,919		
					TC	-	1,054,980	-	-	-	-	1,054,980		
					S	-	-	-	-	-	-	-		
					T	-	5,274,898	-	-	-	-	5,274,898		
				ROW	F	-	-	-	-	-	-	-		
					TC	-	-	-	-	-	-	-		
					S	-	-	-	-	-	-	-		
					T	-	-	-	-	-	-	-		
Construction	F	-	-	-	-	-	-	-						
	TC	-	-	-	-	-	-	-						
	S	-	-	-	-	-	-	-						
	T	-	-	-	-	-	-	-						
					-	5,274,898	-	-	-	-	5,274,898			
36	AC-992481 ZP-20	Bridge Inventory System NBIS 36	Islandwide	NEPA	F	-	-	-	-	-	-	-	-	Project Obligaed in FY2020
					TC	-	-	-	-	-	-	-		
					S	-	-	-	-	-	-	-		
					T	-	-	-	-	-	-	-		
				Pre-Engineering	F	-	-	-	-	-	-	-		
					TC	-	-	-	-	-	-	-		
					S	-	-	-	-	-	-	-		
					T	-	-	-	-	-	-	-		
				Design	F	-	984,973	-	-	-	984,973			
					TC	-	246,243	-	-	-	246,243			
					S	-	64,801	-	-	-	64,801			
					T	-	1,296,017	-	-	-	1,296,017			
				ROW	F	-	-	-	-	-	-	-		
					TC	-	-	-	-	-	-	-		
					S	-	-	-	-	-	-	-		
					T	-	-	-	-	-	-	-		
Construction	F	-	-	-	-	-	-	-						
	TC	-	-	-	-	-	-	-						
	S	-	-	-	-	-	-	-						
	T	-	-	-	-	-	-	-						
Total Estimated Project Cost					-	-	1,296,017	-	-	-	1,296,017			

*Fund Reconciliation for each project can be found on pages FHWA-3 thru FHWA-6
**Retroactive TC will be use for projects currently under construction..

GOVERNMENT OF PUERTO RICO
PUERTO RICO DEPARTMENT OF TRANSPORTATION AND PUBLIC WORKS
PUERTO RICO HIGHWAY AND TRANSPORTATION AUTHORITY
STATEWIDE TRANSPORTATION IMPROVEMENT PROGRAM
FISCAL YEARS 2019-2022 - AMENDMENT #2

Legend:
F - Federal Funds
TC - Toll Credits Funds
S - State /Local Funds
T - Total Funds

Núm.	AC-Code / Oracle # / Fed # / Program Code	Description	Town	Phase	Fed. Past Obligations / Locally Funded				2019	2020	2021	2022	Future Investment	Total Est. Cost	Remarks
37	AC-992482	Bridge Inventory System NBIS 37	Islandwide	NEPA	F	-	-	-	-	-	-	-	-	-	-
					TC	-	-	-	-	-	-	-	-	-	
					S	-	-	-	-	-	-	-	-	-	
					T	-	-	-	-	-	-	-	-	-	
				Pre-Engineering	F	-	-	-	-	-	-	-	-	-	-
					TC	-	-	-	-	-	-	-	-	-	-
					S	-	-	-	-	-	-	-	-	-	-
					T	-	-	-	-	-	-	-	-	-	-
				Design	F	-	-	-	6,400,000	-	-	6,400,000	-	6,400,000	-
					TC	-	-	-	1,600,000	-	-	-	-	1,600,000	-
					S	-	-	-	-	-	-	-	-	-	-
					T	-	-	-	8,000,000	-	-	-	-	8,000,000	-
ROW	F	-	-	-	-	-	-	-	-	-	-				
	TC	-	-	-	-	-	-	-	-	-	-				
	S	-	-	-	-	-	-	-	-	-	-				
	T	-	-	-	-	-	-	-	-	-	-				
Construction	F	-	-	-	-	-	-	-	-	-	-				
	TC	-	-	-	-	-	-	-	-	-	-				
	S	-	-	-	-	-	-	-	-	-	-				
	T	-	-	-	-	-	-	-	-	-	-				
Total Estimated Project Cost						-	-	-	8,000,000	-	-	8,000,000			
38	AC-992483	Bridge Inventory System NBIS 38	Islandwide	NEPA	F	-	-	-	-	-	-	-	-	-	-
					TC	-	-	-	-	-	-	-	-	-	-
					S	-	-	-	-	-	-	-	-	-	-
					T	-	-	-	-	-	-	-	-	-	-
				Pre-Engineering	F	-	-	-	-	-	-	-	-	-	-
					TC	-	-	-	-	-	-	-	-	-	-
					S	-	-	-	-	-	-	-	-	-	-
					T	-	-	-	-	-	-	-	-	-	-
				Design	F	-	-	-	6,400,000	-	-	6,400,000	-	6,400,000	-
					TC	-	-	-	1,600,000	-	-	-	-	1,600,000	-
					S	-	-	-	-	-	-	-	-	-	-
					T	-	-	-	8,000,000	-	-	-	-	8,000,000	-
ROW	F	-	-	-	-	-	-	-	-	-	-				
	TC	-	-	-	-	-	-	-	-	-	-				
	S	-	-	-	-	-	-	-	-	-	-				
	T	-	-	-	-	-	-	-	-	-	-				
Construction	F	-	-	-	-	-	-	-	-	-	-				
	TC	-	-	-	-	-	-	-	-	-	-				
	S	-	-	-	-	-	-	-	-	-	-				
	T	-	-	-	-	-	-	-	-	-	-				
Total Estimated Project Cost						-	-	-	-	8,000,000	-	-	8,000,000		

*Fund Reconciliation for each project can be found on pages FHWA-3 thru FHWA-6
**Retroactive TC will be use for projects currently under construction..

GOVERNMENT OF PUERTO RICO
PUERTO RICO DEPARTMENT OF TRANSPORTATION AND PUBLIC WORKS
PUERTO RICO HIGHWAY AND TRANSPORTATION AUTHORITY
STATEWIDE TRANSPORTATION IMPROVEMENT PROGRAM
FISCAL YEARS 2019-2022 - AMENDMENT #2

Legend:
F - Federal Funds
TC - Toll Credits Funds
S - State /Local Funds
T - Total Funds

Núm.	AC-Code / Oracle # / Fed # / Program Code	Description	Town	Phase	Fed. Past Obligations / Locally Funded	2019	2020	2021	2022	Future Investment	Total Est. Cost	Remarks	
39	AC-990153 L009900153 ZP-10, ZP-20, ZP-30	Intelligent Transportation System (ITS) (2019)	Islandwide	NEPA	F	-	-	-	-	-	-		
					TC	-	-	-	-	-	-		
					S	-	-	-	-	-	-		
				Pre-Engineering	T	-	-	-	-	-	-		
					F	-	-	-	-	-	-		
					TC	-	-	-	-	-	-		
				Design	S	-	-	-	-	-	-		
					T	-	-	-	-	-	-		
					F	-	-	-	-	-	-		
				ROW	TC	-	-	-	-	-	-		
					S	-	-	-	-	-	-		
					T	-	-	-	-	-	-		
				Construction	F	-	760,000	-	-	-	-	760,000	Project Obligated in FY 2019. Please See Appendix D for Project List
					TC	-	190,000	-	-	-	-	190,000	
					S	-	-	-	-	-	-	-	
				T	-	950,000	-	-	-	-	950,000		
Total Estimated Project Cost						-	950,000	-	-	-	950,000		
40	AC-990156 L009900156 ZP-10, ZP-20, ZP-30	Intelligent Transportation System (ITS) (2020)	Islandwide	NEPA	F	-	-	-	-	-	-		
					TC	-	-	-	-	-	-	-	
					S	-	-	-	-	-	-	-	
				Pre-Engineering	T	-	-	-	-	-	-	-	
					F	-	-	-	-	-	-	-	
					TC	-	-	-	-	-	-	-	
				Design	S	-	-	-	-	-	-		
					T	-	-	-	-	-	-	-	
					F	-	-	-	-	-	-	-	
				ROW	TC	-	-	-	-	-	-	-	
					S	-	-	-	-	-	-	-	
					T	-	-	-	-	-	-	-	
				Construction	F	-	-	3,200,000	-	-	-	3,200,000	Project Obligated
					TC	-	-	800,000	-	-	-	800,000	
					S	-	-	-	-	-	-	-	
				T	-	-	4,000,000	-	-	-	4,000,000		
Total Estimated Project Cost						-	4,000,000	-	-	-	4,000,000		

*Fund Reconciliation for each project can be found on pages FHWA-3 thru FHWA-6
**Retroactive TC will be use for projects currently under construction..

GOVERNMENT OF PUERTO RICO
PUERTO RICO DEPARTMENT OF TRANSPORTATION AND PUBLIC WORKS
PUERTO RICO HIGHWAY AND TRANSPORTATION AUTHORITY
STATEWIDE TRANSPORTATION IMPROVEMENT PROGRAM
FISCAL YEARS 2019-2022 - AMENDMENT #2

Legend:
F - Federal Funds
TC - Toll Credits Funds
S - State /Local Funds
T - Total Funds

Núm.	AC-Code / Oracle # / Fed # / Program Code	Description	Town	Phase	Fed. Past Obligations / Locally Funded	2019	2020	2021	2022	Future Investment	Total Est. Cost	Remarks		
41	AC-990165 ZP-10, ZP-20, ZP-30 ZP-1E, ZP-2E, ZP-3E	Intelligent Transportation System (ITS) (2021)	Islandwide	NEPA	F	-	-	-	-	-	-			
					TC	-	-	-	-	-	-			
					S	-	-	-	-	-	-			
					T	-	-	-	-	-	-			
				Pre-Engineering	F	-	-	-	-	-	-	-	-	
					TC	-	-	-	-	-	-	-	-	
					S	-	-	-	-	-	-	-	-	
					T	-	-	-	-	-	-	-	-	
				Design	F	-	-	-	-	-	-	-	-	
					TC	-	-	-	-	-	-	-	-	
					S	-	-	-	-	-	-	-	-	
					T	-	-	-	-	-	-	-	-	
				ROW	F	-	-	-	-	-	-	-	-	
					TC	-	-	-	-	-	-	-	-	
					S	-	-	-	-	-	-	-	-	
					T	-	-	-	-	-	-	-	-	
Construction	F	-	-	-	5,440,000	-	-	5,440,000	-					
	TC	-	-	-	1,360,000	-	-	1,360,000	-					
	S	-	-	-	-	-	-	-	-					
	T	-	-	-	6,800,000	-	-	6,800,000	-					
Total Estimated Project Cost						-	-	6,800,000	-	-	6,800,000			
42	AC-990166 ZP-10, ZP-20, ZP-30 ZP-1E, ZP-2E, ZP-3E	Intelligent Transportation System (ITS) (2022)	Islandwide	NEPA	F	-	-	-	-	-	-			
					TC	-	-	-	-	-	-	-	-	
					S	-	-	-	-	-	-	-	-	
					T	-	-	-	-	-	-	-	-	
				Pre-Engineering	F	-	-	-	-	-	-	-	-	
					TC	-	-	-	-	-	-	-	-	
					S	-	-	-	-	-	-	-	-	
					T	-	-	-	-	-	-	-	-	
				Design	F	-	-	-	-	-	-	-	-	
					TC	-	-	-	-	-	-	-	-	
					S	-	-	-	-	-	-	-	-	
					T	-	-	-	-	-	-	-	-	
				ROW	F	-	-	-	-	-	-	-	-	
					TC	-	-	-	-	-	-	-	-	
					S	-	-	-	-	-	-	-	-	
					T	-	-	-	-	-	-	-	-	
Construction	F	-	-	-	-	5,480,000	-	5,480,000	-					
	TC	-	-	-	-	1,370,000	-	1,370,000	-					
	S	-	-	-	-	-	-	-	-					
	T	-	-	-	-	6,850,000	-	6,850,000	-					
Total Estimated Project Cost						-	-	-	6,850,000	-	-	6,850,000		

*Fund Reconciliation for each project can be found on pages FHWA-3 thru FHWA-6
**Retroactive TC will be use for projects currently under construction..

GOVERNMENT OF PUERTO RICO
PUERTO RICO DEPARTMENT OF TRANSPORTATION AND PUBLIC WORKS
PUERTO RICO HIGHWAY AND TRANSPORTATION AUTHORITY
STATEWIDE TRANSPORTATION IMPROVEMENT PROGRAM
FISCAL YEARS 2019-2022 - AMENDMENT #2

Legend:
F - Federal Funds
TC - Toll Credits Funds
S - State /Local Funds
T - Total Funds

Núm.	AC-Code / Oracle # / Fed # / Program Code	Description	Town	Phase	Fed. Past Obligations / Locally Funded				2019	2020	2021	2022	Future Investment	Total Est. Cost	Remarks
43	AC-800514 L009999514 ZP-10, ZP-20, ZP-30 ZP-40, ZP-50	Highway Safety Improvements 2019	Islandwide	NEPA	F	-	-	-	-	-	-	-	-	-	Change in Project Name. All previous safety lump sum projects have been grouped into one - Highway Safety Improvements.
					TC	-	-	-	-	-	-	-	-		
					S	-	-	-	-	-	-	-	-		
					T	-	-	-	-	-	-	-	-		
				Pre-Engineering	F	-	-	-	-	-	-	-	-		
					TC	-	-	-	-	-	-	-	-		
					S	-	-	-	-	-	-	-	-		
					T	-	-	-	-	-	-	-	-		
				Design	F	-	-	-	-	-	-	-	-		
					TC	-	-	-	-	-	-	-	-		
					S	-	-	-	-	-	-	-	-		
					T	-	-	-	-	-	-	-	-		
				ROW	F	-	-	-	-	-	-	-	-		
					TC	-	-	-	-	-	-	-	-		
					S	-	-	-	-	-	-	-	-		
					T	-	-	-	-	-	-	-	-		
Construction	F	-	24,239,270	-	-	-	-	-	24,239,270	Project Obligated in FY 2019. Please See Appendix B for Project List					
	TC	-	6,059,818	-	-	-	-	-	6,059,818						
	S	-	-	-	-	-	-	-	-						
	T	-	30,299,088	-	-	-	-	-	30,299,088						
Total Estimated Project Cost						-	30,299,088	-	-	-	-	30,299,088			
44	AC-800521 L009999521 ZP-10, ZP-20, ZP-30 ZP-40, ZP-50	Highway Safety Improvements 2020	Islandwide	NEPA	F	-	-	-	-	-	-	-	-	Change in Project Name. All previous safety lump sum projects have been grouped into one - Highway Safety Improvements.	
					TC	-	-	-	-	-	-	-	-		
					S	-	-	-	-	-	-	-	-		
					T	-	-	-	-	-	-	-	-		
				Pre-Engineering	F	-	-	-	-	-	-	-	-		
					TC	-	-	-	-	-	-	-	-		
					S	-	-	-	-	-	-	-	-		
					T	-	-	-	-	-	-	-	-		
				Design	F	-	-	-	-	-	-	-	-		
					TC	-	-	-	-	-	-	-	-		
					S	-	-	-	-	-	-	-	-		
					T	-	-	-	-	-	-	-	-		
				ROW	F	-	-	-	-	-	-	-	-		Advance Construction Funds of \$27,008,666 may be utilized to advance Lump Sum Projcet AC-800554 of FY 2021
					TC	-	-	-	-	-	-	-	-		
					S	-	-	-	-	-	-	-	-		
					T	-	-	-	-	-	-	-	-		
Construction	F	-	-	33,666,709	-	-	-	-	33,666,709	Project Obligated - Please See Appendix B for Project List					
	TC	-	-	8,416,677	-	-	-	-	8,416,677						
	S	-	-	-	-	-	-	-	-						
	T	-	-	42,083,386	-	-	-	-	42,083,386						
Total Estimated Project Cost						-	-	42,083,386	-	-	-	42,083,386			

*Fund Reconciliation for each project can be found on pages FHWA-3 thru FHWA-6
**Retroactive TC will be use for projects currently under construction..

GOVERNMENT OF PUERTO RICO
PUERTO RICO DEPARTMENT OF TRANSPORTATION AND PUBLIC WORKS
PUERTO RICO HIGHWAY AND TRANSPORTATION AUTHORITY
STATEWIDE TRANSPORTATION IMPROVEMENT PROGRAM
FISCAL YEARS 2019-2022 - AMENDMENT #2

Legend:
F - Federal Funds
TC - Toll Credits Funds
S - State /Local Funds
T - Total Funds

Núm.	AC-Code / Oracle # / Fed # / Program Code	Description	Town	Phase	Fed. Past Obligations / Locally Funded	2019	2020	2021	2022	Future Investment	Total Est. Cost	Remarks
45	AC-800554 ZP-10, ZP-20, ZP-30 ZP-40, ZP-50 ZP-1E, ZP-2E, ZP-3E ZP-4E, ZP-5E	Highway Safety Improvements 2021	Islandwide	NEPA	F	-	-	-	-	-	-	Change in Project Name. All previous safety lump sum projects have been grouped into one - Highway Safety Improvements.
					TC	-	-	-	-	-	-	
					S	-	-	-	-	-	-	
					T	-	-	-	-	-	-	
				Pre-Engineering	F	-	-	-	-	-	-	
					TC	-	-	-	-	-	-	
					S	-	-	-	-	-	-	
					T	-	-	-	-	-	-	
				Design	F	-	-	-	-	-	-	
					TC	-	-	-	-	-	-	
					S	-	-	-	-	-	-	
					T	-	-	-	-	-	-	
				ROW	F	-	-	-	-	-	-	
					TC	-	-	-	-	-	-	
					S	-	-	-	-	-	-	
					T	-	-	-	-	-	-	
Construction	F	-	-	-	27,290,400	-	-	27,290,400				
	TC	-	-	-	6,822,600	-	-	6,822,600				
	S	-	-	-	-	-	-	-				
	T	-	-	-	34,113,000	-	-	34,113,000				
Total Estimated Project Cost						-	-	34,113,000	-	-	34,113,000	
46	AC-800555 ZP-10, ZP-20, ZP-30 ZP-40, ZP-50 ZP-1E, ZP-2E, ZP-3E ZP-4E, ZP-5E	Highway Safety Improvements 2022	Islandwide	NEPA	F	-	-	-	-	-	-	Change in Project Name. All previous safety lump sum projects have been grouped into one - Highway Safety Improvements.
					TC	-	-	-	-	-	-	
					S	-	-	-	-	-	-	
					T	-	-	-	-	-	-	
				Pre-Engineering	F	-	-	-	-	-	-	
					TC	-	-	-	-	-	-	
					S	-	-	-	-	-	-	
					T	-	-	-	-	-	-	
				Design	F	-	-	-	-	-	-	
					TC	-	-	-	-	-	-	
					S	-	-	-	-	-	-	
					T	-	-	-	-	-	-	
				ROW	F	-	-	-	-	-	-	
					TC	-	-	-	-	-	-	
					S	-	-	-	-	-	-	
					T	-	-	-	-	-	-	
Construction	F	-	-	-	-	32,141,497	-	32,141,497				
	TC	-	-	-	-	8,035,374	-	8,035,374				
	S	-	-	-	-	-	-	-				
	T	-	-	-	-	40,176,871	-	40,176,871				
Total Estimated Project Cost						-	-	-	-	40,176,871	40,176,871	

*Fund Reconciliation for each project can be found on pages FHWA-3 thru FHWA-6
**Retroactive TC will be use for projects currently under construction..

GOVERNMENT OF PUERTO RICO
PUERTO RICO DEPARTMENT OF TRANSPORTATION AND PUBLIC WORKS
PUERTO RICO HIGHWAY AND TRANSPORTATION AUTHORITY
STATEWIDE TRANSPORTATION IMPROVEMENT PROGRAM
FISCAL YEARS 2019-2022 - AMENDMENT #2

Legend:
F - Federal Funds
TC - Toll Credits Funds
S - State /Local Funds
T - Total Funds

Núm.	AC-Code / Oracle # / Fed # / Program Code	Description	Town	Phase	Fed. Past Obligations / Locally Funded	2019	2020	2021	2022	Future Investment	Total Est. Cost	Remarks	
47	AC-800515 ZP-10, ZP-20, ZP-30 ZP-40, ZP-50	Implementation of Strategic Highway Safety Plan (2019)	Islandwide	NEPA	F	-	-	-	-	-	-		
					TC	-	-	-	-	-	-		
					S	-	-	-	-	-	-		
					T	-	-	-	-	-	-		
				Pre-Engineering	F	-	-	-	-	-	-		
					TC	-	-	-	-	-	-		
					S	-	-	-	-	-	-		
					T	-	-	-	-	-	-		
				Design	F	-	-	-	-	-	-		
					TC	-	-	-	-	-	-		
					S	-	-	-	-	-	-		
					T	-	-	-	-	-	-		
				ROW	F	-	-	-	-	-	-		
					TC	-	-	-	-	-	-		
					S	-	-	-	-	-	-		
					T	-	-	-	-	-	-		
Construction	F	-	-	-	-	-	-						
	TC	-	-	-	-	-	-						
	S	-	-	-	-	-	-						
	T	-	-	-	-	-	-						
Total Estimated Project Cost						-	-	-	-	-	-		
48	AC-800520 ZP-10, ZP-20, ZP-30 ZP-40, ZP-50	Implementation of Strategic Highway Safety Plan (2020)	Islandwide	NEPA	F	-	-	-	-	-	-		
					TC	-	-	-	-	-	-	-	
					S	-	-	-	-	-	-	-	
					T	-	-	-	-	-	-	-	
				Pre-Engineering	F	-	-	-	-	-	-		
					TC	-	-	-	-	-	-	-	
					S	-	-	-	-	-	-	-	
					T	-	-	-	-	-	-	-	
				Design	F	-	-	-	-	-	-		
					TC	-	-	-	-	-	-	-	
					S	-	-	-	-	-	-	-	
					T	-	-	-	-	-	-	-	
				ROW	F	-	-	-	-	-	-	-	
					TC	-	-	-	-	-	-	-	
					S	-	-	-	-	-	-	-	
					T	-	-	-	-	-	-	-	
Construction	F	-	-	400,000	-	-	-	400,000					
	TC	-	-	100,000	-	-	-	100,000					
	S	-	-	-	-	-	-	-					
	T	-	-	500,000	-	-	-	500,000					
Total Estimated Project Cost						-	-	500,000	-	-	500,000		

*Fund Reconciliation for each project can be found on pages FHWA-3 thru FHWA-6
**Retroactive TC will be use for projects currently under construction..

GOVERNMENT OF PUERTO RICO
PUERTO RICO DEPARTMENT OF TRANSPORTATION AND PUBLIC WORKS
PUERTO RICO HIGHWAY AND TRANSPORTATION AUTHORITY
STATEWIDE TRANSPORTATION IMPROVEMENT PROGRAM
FISCAL YEARS 2019-2022 - AMENDMENT #2

Legend:
F - Federal Funds
TC - Toll Credits Funds
S - State /Local Funds
T - Total Funds

Núm.	AC-Code / Oracle # / Fed # / Program Code	Description	Town	Phase	Fed. Past Obligations / Locally Funded	2019	2020	2021	2022	Future Investment	Total Est. Cost	Remarks	
49	AC-800558 ZP-10, ZP-20, ZP-30 ZP-40, ZP-50 ZP-1E, ZP-2E, ZP-3E ZP-4E, ZP-5E	Implementation of Strategic Highway Safety Plan (2021)	Islandwide	NEPA	F	-	-	-	-	-	-		
					TC	-	-	-	-	-	-		
					S	-	-	-	-	-	-		
					T	-	-	-	-	-	-		
				Pre-Engineering	F	-	-	-	-	-	-		
					TC	-	-	-	-	-	-		
					S	-	-	-	-	-	-		
					T	-	-	-	-	-	-		
				Design	F	-	-	-	-	-	-		
					TC	-	-	-	-	-	-		
					S	-	-	-	-	-	-		
					T	-	-	-	-	-	-		
				ROW	F	-	-	-	-	-	-		
					TC	-	-	-	-	-	-		
					S	-	-	-	-	-	-		
					T	-	-	-	-	-	-		
Construction	F	-	-	-	772,692	-	-	772,692					
	TC	-	-	-	193,173	-	-	193,173					
	S	-	-	-	-	-	-	-					
	T	-	-	-	965,865	-	-	965,865					
Total Estimated Project Cost						-	-	-	965,865	-	965,865		
50	AC-800559 ZP-10, ZP-20, ZP-30 ZP-40, ZP-50 ZP-1E, ZP-2E, ZP-3E ZP-4E, ZP-5E	Implementation of Strategic Highway Safety Plan (2022)	Islandwide	NEPA	F	-	-	-	-	-	-		
					TC	-	-	-	-	-	-	-	
					S	-	-	-	-	-	-	-	
					T	-	-	-	-	-	-	-	
				Pre-Engineering	F	-	-	-	-	-	-	-	
					TC	-	-	-	-	-	-	-	
					S	-	-	-	-	-	-	-	
					T	-	-	-	-	-	-	-	
				Design	F	-	-	-	-	-	-	-	
					TC	-	-	-	-	-	-	-	
					S	-	-	-	-	-	-	-	
					T	-	-	-	-	-	-	-	
				ROW	F	-	-	-	-	-	-	-	
					TC	-	-	-	-	-	-	-	
					S	-	-	-	-	-	-	-	
					T	-	-	-	-	-	-	-	
Construction	F	-	-	-	-	710,503	-	710,503					
	TC	-	-	-	-	177,626	-	177,626					
	S	-	-	-	-	-	-	-					
	T	-	-	-	888,129	-	-	888,129					
Total Estimated Project Cost						-	-	-	888,129	-	888,129		

*Fund Reconciliation for each project can be found on pages FHWA-3 thru FHWA-6
**Retroactive TC will be use for projects currently under construction..

Legend:
F - Federal Funds
TC - Toll Credits Funds
S - State /Local Funds
T - Total Funds

****Retroactive TC will be use for projects currently under construction..**

Legend:
F - Federal Funds
TC - Toll Credits Funds
S - State /Local Funds
T - Total Funds

****Retroactive TC will be use for projects currently under construction..**

GOVERNMENT OF PUERTO RICO
PUERTO RICO DEPARTMENT OF TRANSPORTATION AND PUBLIC WORKS
PUERTO RICO HIGHWAY AND TRANSPORTATION AUTHORITY
STATEWIDE TRANSPORTATION IMPROVEMENT PROGRAM
FISCAL YEARS 2019-2022 - AMENDMENT #2

Legend:
F - Federal Funds
TC - Toll Credits Funds
S - State /Local Funds
T - Total Funds

Núm.	AC-Code / Oracle # / Fed # / Program Code	Description	Town	Phase	Fed. Past Obligations / Locally Funded				2019	2020	2021	2022	Future Investment	Total Est. Cost	Remarks			
53	AC-990168 ZP-40, ZP-50 ZP-4E, ZP-5E	Highway Safety Improvements - Puerto Rico Section 154 and 164 Penalty (HSIP-Eligible Activities) (2021)	Islandwide	NEPA	F	-	-	-	-	-	-	-	-	-				
					TC	-	-	-	-	-	-	-	-	-				
					S	-	-	-	-	-	-	-	-	-				
					T	-	-	-	-	-	-	-	-	-				
				Pre-Engineering	F	-	-	-	-	-	-	-	-	-	-	-	-	
					TC	-	-	-	-	-	-	-	-	-	-	-	-	
					S	-	-	-	-	-	-	-	-	-	-	-	-	
					T	-	-	-	-	-	-	-	-	-	-	-	-	
				Design	F	-	-	-	-	-	-	-	-	-	-	-	-	
					TC	-	-	-	-	-	-	-	-	-	-	-	-	
					S	-	-	-	-	-	-	-	-	-	-	-	-	
					T	-	-	-	-	-	-	-	-	-	-	-	-	
				ROW	F	-	-	-	-	-	-	-	-	-	-	-	-	
					TC	-	-	-	-	-	-	-	-	-	-	-	-	
S	-	-	-		-	-	-	-	-	-	-	-	-					
T	-	-	-		-	-	-	-	-	-	-	-	-					
Construction	F	-	-	-	-	3,040,000	-	-	-	-	-	-	3,040,000	Please See Appendix B for Project List				
	TC	-	-	-	-	760,000	-	-	-	-	-	-	760,000					
	S	-	-	-	-	-	-	-	-	-	-	-	-					
	T	-	-	-	-	3,800,000	-	-	-	-	-	-	3,800,000					
Total Estimated Project Cost						-	-	-	3,800,000	-	-	-	3,800,000					
54	AC-990169 ZP-40, ZP-50 ZP-4E, ZP-5E	Highway Safety Improvements - Puerto Rico Section 154 and 164 Penalty (HSIP-Eligible Activities) (2022)	Islandwide	NEPA	F	-	-	-	-	-	-	-	-	-				
					TC	-	-	-	-	-	-	-	-	-	-			
					S	-	-	-	-	-	-	-	-	-	-			
					T	-	-	-	-	-	-	-	-	-	-			
				Pre-Engineering	F	-	-	-	-	-	-	-	-	-	-	-	-	
					TC	-	-	-	-	-	-	-	-	-	-	-	-	
					S	-	-	-	-	-	-	-	-	-	-	-	-	
					T	-	-	-	-	-	-	-	-	-	-	-	-	
				Design	F	-	-	-	-	-	-	-	-	-	-	-	-	
					TC	-	-	-	-	-	-	-	-	-	-	-	-	
					S	-	-	-	-	-	-	-	-	-	-	-	-	
					T	-	-	-	-	-	-	-	-	-	-	-	-	
				ROW	F	-	-	-	-	-	-	-	-	-	-	-	-	
					TC	-	-	-	-	-	-	-	-	-	-	-	-	
					S	-	-	-	-	-	-	-	-	-	-	-	-	
					T	-	-	-	-	-	-	-	-	-	-	-	-	
				Construction	F	-	-	-	-	-	3,040,000	-	-	-	-	-	3,040,000	Please See Appendix B for Project List
					TC	-	-	-	-	-	760,000	-	-	-	-	-	760,000	
S	-	-	-		-	-	-	-	-	-	-	-	-					
T	-	-	-		-	-	3,800,000	-	-	-	-	-	3,800,000					
Total Estimated Project Cost						-	-	-	-	-	-	-	3,800,000					
Islandwide Total						-	99,072,097	111,050,000	126,600,000	137,800,000	-	-	474,522,097					

*Fund Reconciliation for each project can be found on pages FHWA-3 thru FHWA-6
**Retroactive TC will be use for projects currently under construction..

GOVERNMENT OF PUERTO RICO
PUERTO RICO DEPARTMENT OF TRANSPORTATION AND PUBLIC WORKS
PUERTO RICO HIGHWAY AND TRANSPORTATION AUTHORITY
STATEWIDE TRANSPORTATION IMPROVEMENT PROGRAM
FISCAL YEARS 2019-2022 - AMENDMENT #2

Legend:
F - Federal Funds
TC - Toll Credits Funds
S - State /Local Funds
T - Total Funds

Núm.	AC-Code / Oracle # / Fed # / Program Code	Description	Town	Phase	Fed. Past Obligations / Locally Funded	2019	2020	2021	2022	Future Investment	Total Est. Cost	Remarks		
55	AC-TBD	Toll Credits to be used for Change Orders and Extra Work Orders - Availability of funds provided by the Deobligation of Projects	Islandwide	NEPA	F	-					-			
					TC	-	500,000	500,000	500,000	500,000	500,000	2,500,000		
					S	-						-		
					T		500,000	500,000	500,000	500,000	500,000	2,500,000		
				Pre-Engineering	F	-						-		
					TC	-	500,000	500,000	500,000	500,000	500,000	500,000	2,500,000	
					S	-						-		
					T		500,000	500,000	500,000	500,000	500,000	2,500,000		
				Design	F	-						-		
					TC	-	500,000	500,000	500,000	500,000	500,000	500,000	2,500,000	
					T		500,000	500,000	500,000	500,000	500,000	2,500,000		
					ROW	F	-	-	-	-	-	-	-	
				TC		-	500,000	500,000	500,000	500,000	500,000	2,500,000		
				S		-	-	-	-	-	-	-		
				T			500,000	500,000	500,000	500,000	500,000	2,500,000		
				Construction	F	-	-	-	-	-	-	-		
					TC	-	6,000,000	6,000,000	6,000,000	6,000,000	6,000,000	30,000,000		
					S	-	-	-	-	-	-	-		
					T		6,000,000	6,000,000	6,000,000	6,000,000	6,000,000	30,000,000		
				Total Estimated Project Cost						-	8,000,000	8,000,000	8,000,000	8,000,000

FEDERAL INVESTMENT

	2019	2020	2021	2022
UA>1,000,000 San Juan	11,249,054	-	4,200,000	-
Aguadilla	11,386,765	-	2,000,000	-
UA<200,000 UZA	16,006,078	24,250,000	5,000,000	-
UA<50,000 Rural	419,520	-	-	-
Islandwide	99,072,097	111,050,000	126,600,000	137,800,000
Grand Total	138,133,514	133,800,000	137,800,000	137,800,000

	2019	2020	2021	2022
NEPA	-	-	1,200,000	-
Pre-Engineering	6,088,304	6,000,000	6,000,000	6,000,000
Design	5,274,898	1,296,017	8,000,000	8,000,000
ROW	-	-	1,420,855	1,285,000
Construction	126,770,312	126,503,983	121,179,145	122,515,000
Grand Total	138,133,514	133,800,000	137,800,000	137,800,000

*Fund Reconciliation for each project can be found on pages FHWA-3 thru FHWA-6
**Retroactive TC will be use for projects currently under construction..

GOVERNMENT OF PUERTO RICO
PUERTO RICO DEPARTMENT OF TRANSPORTATION AND PUBLIC WORKS
PUERTO RICO HIGHWAY AND TRANSPORTATION AUTHORITY
STATEWIDE TRANSPORTATION IMPROVEMENT PROGRAM
FISCAL YEARS 2019-2022 - AMENDMENT # 2
ISLANDWIDE EMERGENCY RELIEF PROJECT - HEAVY RAINS OF MARCH 2012

Legend:
F - Federal Funds
TC - Toll Credits Funds
S - State /Local Funds
T - Total Funds

Núm.	AC-Code / Oracle # / Fed # / Program Code	Description	Town	Phase	Fed. Past Obligations / Locally Funded	STIP Fiscal Year				Future Investment	Total Est. Cost	Remarks	
						2019	2020	2021	2022				
ISLANDWIDE EMERGENCY RELIEF PROJECT - HEAVY RAINS OF MARCH 2012													
1	AC-100081 R000010181 ER-10(72) ER-90 / ER-12	Reconstruction of PR-10, kms. 59.4, 60.4, 60.9, 61.1	Utuado	NEPA	F	-	-	-	-	-	-	-	
					TC	-	-	-	-	-	-	-	
					S	-	-	-	-	-	-	-	
					T							-	
				Pre-Engineering	F	-	-	-	-	-	-	-	-
					TC	-	-	-	-	-	-	-	-
					S	-	-	-	-	-	-	-	-
					T							-	
				Design	F	516,730	-	-	-	-	-	516,730	
					TC	-	-	-	-	-	-	-	-
					S	164,080	-	-	-	-	-	164,080	
					T	680,810						680,810	
				ROW	F	243,882	-	-	-	-	-	243,882	
					TC	60,970	-	-	-	-	-	60,970	
					S	-	-	-	-	-	-	-	-
					T	304,852	-					304,852	
				Construction	F	1,600,000	-	5,120,000	-	-	-	6,720,000	Additional funds are being requested under the regular federal program
					TC	400,000	-	1,280,000	-	-	-	1,680,000	
					S	-	-	-	-	-	-	-	
					T	2,000,000	-	6,400,000	-			8,400,000	
Total Estimated Project Cost					2,985,662	-	6,400,000	-	-	-	9,385,662		
2	AC-111131 R000111131 ER-111(29) ER-90 / ER-12	Reconstruction of PR-111, Kms. 56.6 & 56.8	Utuado	NEPA	F	-	-	-	-	-	-	-	
					TC	-	-	-	-	-	-	-	
					S	-	-	-	-	-	-	-	
					T							-	
				Pre-Engineering	F	163,666	-	-	-	-	-	163,666	
					TC	40,917	-	-	-	-	-	40,917	
					S	-	-	-	-	-	-	-	
					T	204,583						204,583	
				Design	F	-	-	-	-	-	-	-	
					TC	-	-	-	-	-	-	-	
					S	-	-	-	-	-	-	-	
					T							-	
				ROW	F	646	-	-	-	-	-	646	
					TC	162	-	-	-	-	-	162	
					S	-	-	-	-	-	-	-	
					T	808	-					808	
				Construction	F	-	-	1,440,000	-	-	-	1,440,000	
					TC	-	-	-	-	-	-	-	
					S	-	-	360,000	-	-	-	360,000	
					T		-	1,800,000			-	1,800,000	
Total Estimated Project Cost					205,391	-	-	-	-	-	2,005,391		

GOVERNMENT OF PUERTO RICO
PUERTO RICO DEPARTMENT OF TRANSPORTATION AND PUBLIC WORKS
PUERTO RICO HIGHWAY AND TRANSPORTATION AUTHORITY
STATEWIDE TRANSPORTATION IMPROVEMENT PROGRAM
FISCAL YEARS 2019-2022 - AMENDMENT # 2
ISLANDWIDE EMERGENCY RELIEF PROJECT - HEAVY RAINS OF MARCH 2012

Legend:
F - Federal Funds
TC - Toll Credits Funds
S - State /Local Funds
T - Total Funds

Núm.	AC-Code / Oracle # / Fed # / Program Code	Description	Town	Phase	Fed. Past Obligations / Locally Funded	STIP Fiscal Year				Future Investment	Total Est. Cost	Remarks	
						2019	2020	2021	2022				
3	AC-111133 R000111133 ER-90	Reconstruction PR-111 kms. 10.8, 5.7, 12.5	Utuado	NEPA	F	-	-	-	-	-	-	-	
					TC	-	-	-	-	-	-	-	
					S	-	-	-	-	-	-	-	
					T							-	
				Pre-Engineering	F	-	-	-	-	-	-	-	
					TC	-	-	-	-	-	-	-	
					S	-	-	-	-	-	-	-	
					T							-	
				Design	F	-	-	-	-	-	-	-	
					TC	-	-	-	-	-	-	-	
					S	-	-	-	-	-	-	-	
					T							-	
				ROW	F	-	-	20,000	-	-	-	-	20,000
					TC	-	-	-	-	-	-	-	-
					S	-	-	5,000	-	-	-	-	5,000
					T		-	25,000					25,000
				Construction	F	-	-	579,405	-	-	-	-	579,405
					TC	-	-	-	-	-	-	-	-
					S	-	-	142,595	-	-	-	-	142,595
					T		-	722,000					722,000
Total Estimated Project Cost						-	-	747,000	-	-	-	747,000	

GOVERNMENT OF PUERTO RICO
PUERTO RICO DEPARTMENT OF TRANSPORTATION AND PUBLIC WORKS
PUERTO RICO HIGHWAY AND TRANSPORTATION AUTHORITY
STATEWIDE TRANSPORTATION IMPROVEMENT PROGRAM
FISCAL YEARS 2019-2022 - AMENDMENT # 2
ISLANDWIDE EMERGENCY RELIEF PROJECTS - STORM OTTO

Legend:
F - Federal Funds
TC - Toll Credits Funds
S - State /Local Funds
T - Total Funds

AC-Code / Oracle		Description	Town	Phase	Fed. Past Obligations / Locally Funded	STIP Fiscal Year				Future Investment	Total Est. Cost	Remarks	
Núm.	# / Fed # / Program Code					2019	2020	2021	2022				
ISLANDWIDE EMERGENCY RELIEF PROJECTS - STORM OTTO													
1	AC-065606 R00065606 ER-656(2) ER-80 / ER-12	Reconstruction of PR-656 km. 2.3	Arecibo	NEPA	F	-	-	-	-	-	-	-	-
					TC	-	-	-	-	-	-	-	
					S	-	-	-	-	-	-	-	
					T							-	
				Pre-Engineering	F	-	-	-	-	-	-	-	-
					TC	-	-	-	-	-	-	-	-
					S	-	-	-	-	-	-	-	-
					T							-	
				Design	F	-	-	-	-	-	-	-	-
					TC	-	-	-	-	-	-	-	-
					S	-	-	-	-	-	-	-	-
					T							-	
				ROW	F	381,391	-	-	-	-	-	381,391	
					TC		-	-	-	-	-	-	
					S	93,863	-	-	-	-	-	93,863	
					T	475,254						475,254	
				Construction	F	72,145	-	4,960,000	-	-	-	5,032,145	
					TC		-		-	-	-	-	
					S		-	1,240,000	-	-	-	1,240,000	
					T	72,145	-	6,200,000	-	-	-	6,272,145	
Total Estimated Project Cost					547,399	-	6,200,000	-	-	-	6,747,399		

Legend:
F - Federal Funds
TC - Toll Credits Funds
S - State /Local Funds
T - Total Funds

FHWA-32

GOVERNMENT OF PUERTO RICO
PUERTO RICO DEPARTMENT OF TRANSPORTATION AND PUBLIC WORKS
PUERTO RICO HIGHWAY AND TRANSPORTATION AUTHORITY
STATEWIDE TRANSPORTATION IMPROVEMENT PROGRAM
FISCAL YEARS 2019-2022 - AMENDMENT # 2
EARMARK SECTION 1934

Legend:
F - Federal Funds
TC - Toll Credits Funds
S - State /Local Funds
T - Total Funds

Núm.	AC-Code / Oracle # / Fed # / Program Code	Description	Town	Phase	Fed. Past Obligations / Locally Funded	STIP Fiscal Year				Future Investment	Total Est. Cost	Remarks
						2019	2020	2021	2022			
3	AC-083503 Y000835003 EARMARK 835(1)	PREVIOUSLY - Construction of Bypass and Widening PR-835	Guaynabo	NEPA	F	-	-	-	-	-	-	
					TC	-	-	-	-	-	-	
					S	-	-	-	-	-	-	
					T	-	-	-	-	-	-	
				Pre-Engineering	F	-	-	-	-	-	-	
					TC	-	-	-	-	-	-	
					S	-	-	-	-	-	-	
					T	-	-	-	-	-	-	
				Design	F	-	-	-	-	-	-	Design will be completed in-house
					TC	-	-	-	-	-	-	
					S	-	-	-	-	-	-	
					T	-	-	-	-	-	-	
				ROW	F	-	-	-	-	-	-	
					TC	-	-	-	-	-	-	
					S	-	-	-	-	-	-	
					T	-	-	-	-	-	-	
		PROJECT MODIFICATION - Reconstruction and Improvements of 5.9 kilometers on the PR-835 (km.0.0 to km. 5.9), PR-837 from km 0.0 to km. 3.9 and 2.3 kilometers of PR-8834 (km.0.0 to km 2.3)		Construction	F	-	4,001,952	-	-	-	4,001,952	Project Obligated
					TC	-	1,000,488	-	-	-	1,000,488	
					S	-	-	-	-	-	-	
					T	-	5,002,440	-	-	-	5,002,440	
				Total Estimated Project Cost					-	-	5,002,440	
4	AC-093001 R000930001 QNH30(18) Q920	PREVIOUSLY - Improvements on the PR-30 bewtween PR-203 in Gurabo to the PR-31 in Juncos.	Gurabo	NEPA	F	-	-	-	-	-	-	
					TC	-	-	-	-	-	-	
					S	-	-	-	-	-	-	
					T	-	-	-	-	-	-	
				Pre-Engineering	F	-	-	-	-	-	-	
					TC	-	-	-	-	-	-	
					S	-	-	-	-	-	-	
					T	-	-	-	-	-	-	
				Design	F	-	-	-	-	-	-	Design will be completed in-house
					TC	-	-	-	-	-	-	
					S	-	-	-	-	-	-	
					T	-	-	-	-	-	-	
				ROW	F	-	-	-	-	-	-	
					TC	-	-	-	-	-	-	
					S	-	-	-	-	-	-	
					T	-	-	-	-	-	-	
		PROJECT MODIFICATION - Reconstrucion of the PR-9030 ramp in direction to the PR-30, Pavement improvements from int. PR-189 with PR-181, PR-189 with PR-9030 and PR- 189 with PR-933. New Traffic signal to substitute the preexisting ones on the Pr-189 with PR-9030. New lighting sytem for 1.6 kilometers on the PR-9030		Construction	F	-	3,418,618	-	-	-	3,418,618	Please note Project Modification Project Obligated
					TC	-	854,654	-	-	-	854,654	
					S	-	-	-	-	-	-	
					T	-	4,273,272	-	-	-	4,273,272	
				Total Estimated Project Cost					-	-	4,273,272	

GOVERNMENT OF PUERTO RICO
PUERTO RICO DEPARTMENT OF TRANSPORTATION AND PUBLIC WORKS
PUERTO RICO HIGHWAY AND TRANSPORTATION AUTHORITY
STATEWIDE TRANSPORTATION IMPROVEMENT PROGRAM
FISCAL YEARS 2019-2022 - AMENDMENT # 2
EARMARK SECTION 1934

Legend:
F - Federal Funds
TC - Toll Credits Funds
S - State /Local Funds
T - Total Funds

Núm.	AC-Code / Oracle # / Fed # / Program Code	Description	Town	Phase	Fed. Past Obligations / Locally Funded	STIP Fiscal Year				Future Investment	Total Est. Cost	Remarks		
						2019	2020	2021	2022					
5	AC-017745 EARMARK	PREVIOUSLY - Extension of PR-823 between PR-177 and PR-2	Bayamon	NEPA	F	-	-	-	-	-	-	Project Obligated		
					TC	-	-	-	-	-	-			
					S	-	-	-	-	-	-			
					T	-	-	-	-	-	-			
				Pre-Engineering	F	-	-	-	-	-	-	-	-	
					TC	-	-	-	-	-	-			
					S	-	-	-	-	-	-			
					T	-	-	-	-	-	-			
				Design	F	-	-	-	-	-	-	-	-	Design will be completed in-house
					TC	-	-	-	-	-	-			
					S	-	-	-	-	-	-			
					T	-	-	-	-	-	-			
				ROW	F	-	-	-	-	-	-	-	-	
					TC	-	-	-	-	-	-			
					S	-	-	-	-	-	-			
					T	-	-	-	-	-	-			
Construction	F	-	624,129	-	-	-	-	-	624,129	Please note Project Modification / Additional Funds Requested under fiscal year 2019				
	TC	-	156,032	-	-	-	-	-	156,032					
	S	-	-	-	-	-	-	-	-					
	T	-	780,161	-	-	-	-	-	780,161					
Total Estimated Project Cost						-	780,161	-	-	-	780,161			
6	AC-010166 EARMARK	PREVIOUSLY - Recreational Trail	Toa Baja	NEPA	F	-	-	-	-	-	-			
					TC	-	-	-	-	-	-			
					S	-	-	-	-	-	-			
					T	-	-	-	-	-	-			
				Pre-Engineering	F	-	-	-	-	-	-	-	-	
					TC	-	-	-	-	-	-			
					S	-	-	-	-	-	-			
					T	-	-	-	-	-	-			
				Design	F	-	-	-	-	-	-	-	-	Design will be completed in-house
					TC	-	-	-	-	-	-			
					S	-	-	-	-	-	-			
					T	-	-	-	-	-	-			
				ROW	F	-	-	-	-	-	-	-	-	
					TC	-	-	-	-	-	-			
					S	-	-	-	-	-	-			
					T	-	-	-	-	-	-			
Construction	F	1,934,400	-	1,071,307	-	-	-	-	3,005,707	Project Obligated				
	TC	483,600	-	267,827	-	-	-	-	751,427					
	S	-	-	-	-	-	-	-	-					
	T	2,418,000	-	1,339,134	-	-	-	-	3,757,134					
Total Estimated Project Cost						2,418,000	-	-	-	-	3,757,134			

GOVERNMENT OF PUERTO RICO
PUERTO RICO DEPARTMENT OF TRANSPORTATION AND PUBLIC WORKS
PUERTO RICO HIGHWAY AND TRANSPORTATION AUTHORITY
STATEWIDE TRANSPORTATION IMPROVEMENT PROGRAM
FISCAL YEARS 2019-2022 - AMENDMENT # 2
EARMARK SECTION 1934

Legend:
F - Federal Funds
TC - Toll Credits Funds
S - State /Local Funds
T - Total Funds

Núm.	AC-Code / Oracle # / Fed # / Program Code	Description	Town	Phase	Fed. Past Obligations / Locally Funded	STIP Fiscal Year				Future Investment	Total Est. Cost	Remarks		
						2019	2020	2021	2022					
7	AC-012331 EARMARK	PREVIOUSLY - Construction of the missing part of PR-10	Utuado	NEPA	F	-	-	-	-	-	-			
					TC	-	-	-	-	-	-			
					S	-	-	-	-	-	-			
					T						-			
				Pre-Engineering	F	-	-	-	-	-	-	-	-	
					TC	-	-	-	-	-	-	-	-	
					S	-	-	-	-	-	-	-	-	
					T							-		
				Design	F	-	-	-	-	-	-	-	-	
					TC	-	-	-	-	-	-	-	-	Design wil be completed in-house
					S	-	-	-	-	-	-	-	-	
					T								-	
		PROJECT MODIFICATION - Reconstruction and repavement on PR-123 km 38.0 to 48.0	ROW	F	-	-	-	-	-	-	-	-		
				TC	-	-	-	-	-	-	-	-		
				S	-	-	-	-	-	-	-	-		
				T								-		
			Construction	F	-	-	2,300,821	-	-	-	-	2,300,821		
				TC	-	-	575,205	-	-	-	-	575,205	Please note Project Modification	
				S	-	-	-	-	-	-	-	-		
				T		-	2,876,026					2,876,026		
Total Estimated Project Cost					-	-	2,876,026	-	-	-	2,876,026			

FY2020-FY2023 Transportation Improvement Program

Last Printed: 11/18/2019

Federal Highway Administration
Eastern Federal Lands Highway Division

PROJECT	PROGRAM FISCAL YEAR	STATE	COUNTY	PARK, REFUGE, FOREST OR OTHER PARTNER/AGENCY	DESCRIPTION	TYPE OF WORK	PRIMARY FUND SOURCE	TOTAL FUNDS PROGRAMMED AMOUNT	FROM TITLE	DELIVERED BY	STATUS	CONGRESSIONAL DISTRICT	FLMA
Puerto Rico													
PR FS Route 10 Storm Damage	2019	PR	Rio Grande	El Yunque National Forest	Pavement and drainage repair 0.5 miles from the intersection with PR-191 to an existing observation	3RH_3RL	REIMB	\$1,500,000.00	Other	EFLHD	In Design	PR-AtLarge	USFS
PR FS Route 27 StormDamage FAA	2019	PR	Rio Grande	El Yunque National Forest	Landslide and culvert repairs starting at the intersection with FS Route 930 to 3.2 miles southeast.	LSR_3RH	REIMB	\$130,000.00	Other	EFLHD	In Design	PR-AtLarge	USFS
PR ST ER CEIS(1)	2019	PR	Various	N/A	Construction Engineering and Inspection Services for Highway and Bridge Projects in Puerto Rico	MISC	DOT	\$8,100,000.00	Title 23	EFLHD	Under Construction	PR-AtLarge	Other
PR ST FEMA PR(1)	2019	PR	Multiple	Multiple	Design of Permanent Repairs in Puerto Rico funded by FEMA	MISC	REIMB	\$36,000,000.00	Other	EFLHD	In Design	PR-AtLarge	Other
PR ERFO FS 2017-1(3)	2020	PR	Rio Grande	El Yunque National Forest	Repair storm damage at 43 sites on PR-191 & 3 sites on PR-9938	LSR_3RL	ERFO	\$10,000,000.00	Title 23	EFLHD	In Design	PR-AtLarge	USFS
PR ST ER PRMNT RPR(1)	2020	PR	Various	N/A	PRHTA - Design and permanent repair of storm damaged bridges	BRRC	DOT	\$36,000,000.00	Other	EFLHD	Planned	PR-AtLarge	Other
PR ST ER PRMNT RPR(2)	2020	PR	Various	N/A	PRHTA - Design and permanent repair of minor landslides (54)	LSR	DOT	\$2,000,000.00	Title 23	EFLHD	Planned	PR-AtLarge	Other
PR ST ER PRMNT RPR(3)	2020	PR	Various	N/A	PRHTA - Sign and Safety	LSR	DOT	\$96,000,000.00	Title 23	EFLHD	Planned	PR-AtLarge	Other
PR ST ER PRMNT RPR(4)	2020	PR	Various	N/A	PRHTA - Regular Landslides	LSR	DOT	\$70,000,000.00	Title 23	EFLHD	Planned	PR-AtLarge	Other

Appendix A

BRIDGE PROJECTS - DESIGN					2020		2021		2022	
					ZP-10/20	ZP-20	ZP-10/20/30	ZP-10/20/30	ZP-10/20	ZP-20
					Bridge Rehabilitation and Replacement	Bridge Preservation	Bridge Rehabilitation and Replacement	Bridge Preservation	Bridge Rehabilitation and Replacement	Bridge Preservation
Bridge ID*	Road	Km	Municipality	Feature Intersected	DESIGN	DESIGN	DESIGN	DESIGN	DESIGN	DESIGN
631	PR 200R	0.10	VIEQUES	COFRESI CREEK						
702	PR 681	2.00	ARECIBO	TIBURONES CHANNEL						
1133	OFF PR 200	0.01	VIEQUES	CREEK						
1638	VICTOR ROJAS AVE.	0.10	ARECIBO	GRANDE DE ARECIBO RIVER						
						\$				

BRIDGE PROJECTS - ROW					2020		2021		2022	
					ZP-10/20	ZP-20	ZP-10/20/30	ZP-10/20/30	ZP-10/20	ZP-20
					Bridge Rehabilitation and Replacement	Bridge Preservation	Bridge Rehabilitation and Replacement	Bridge Preservation	Bridge Rehabilitation and Replacement	Bridge Preservation
Bridge ID	Road	Km	Municipality	Feature Intersected	ROW	ROW	ROW	ROW	ROW	ROW
105	PR 955	2.00	RIO GRANDE	JUAN GONZALEZ CREEK						
116	PR 3	53.60	CEIBA	CEIBA CREEK			\$ 40,000.00			
122	PR 3	68.10	NAGUABO	SANTIAGO RIVER			\$ 1,163,855.00			
158	PR 123	59.30	UTUADO	DEPRESSION					\$ 250,000.00	
176	PR 14	57.25	AIBONITO	HONDA CREEK					\$ 150,000.00	
217	PR 106	2.50	MAYAGUEZ	GANDEL CREEK					\$ 50,000.00	
261	PR 128	32.60	MARICAO	PRIETO RIVER			\$ 25,000.00			
530	PR 759	2.80	MAUNABO							
549	PR 825	0.10	NARANJITO							
574	PR 971	17.30	NAGUABO	SANTIAGO RIVER			\$ 20,000.00			
589	PR-102	7.40	MAYAGUEZ	GUANAJIBO RIVER					\$ 300,000.00	
670	PR 654	0.20	ARECIBO	GRANDE DE ARECIBO RIVER					\$ 10,000.00	
702	PR 681	2.00	ARECIBO	TIBURONES CHANNEL						
1096	PR 102	35.40	SAN GERMAN	GUANAJIBO RIVER						
1133	OFF PR 200	0.01	VIEQUES	CREEK						
1186	PR-708	5.10	Cayey						\$ 50,000.00	
1381	PR 103	3.60	CABO ROJO	CHANNEL					\$ 50,000.00	
1492	OFF PR 110	0.30	MOCA	CREEK			\$ 70,000.00			
1497	PR 826	3.00	NARANJITO	G UADI ANA RIVER					\$ 350,000.00	
1531	PR 141	9.90	JAYUYA	CREEK			\$ 2,000.00			
1657	PR 861	11.00	TOA ALTA	LA PLATA RIVER						
1711	QUEBRADA CEIBA ST.	0.20	PEÑUELAS	GUAYANES RIVER						
2315	PR 53	66.50	PATILLAS	GRANDE DE PATILLAS RIVER			\$ 100,000.00			
2458	PR 26	9.00	CAROLINA	LOS ANGELES AVENUE					\$ 75,000.00	
2508	PR 913	1.10	SAN LORENZO	HONDA CREEK						
					\$	-	\$	-	\$ 1,420,855.00	\$ 1,285,000.00

Projects may move between fiscal years based on PS&E readiness and budget availability.

Appendix A

BRIDGE PROJECTS - CONSTRUCTION					2020		2021		2022	
					ZP-10/20	ZP-20	ZP-10/20/30	ZP-10/20/30	ZP-10/20	ZP-20
					Bridge Rehabilitation and Replacement	Bridge Preservation	Bridge Rehabilitation and Replacement	Bridge Preservation	Bridge Rehabilitation and Replacement	Bridge Preservation
Bridge ID	Road	Km	Municipality	Feature Intersected	Construction	Construction	Construction	Construction	Construction	Construction
105	PR 955	2.00	RIO GRANDE	JUAN GONZALEZ CREEK						
116	PR 3	53.60	CEIBA	CEIBA CREEK	\$80,000.00		\$4,133,337.00			
122	PR 3	68.10	NAGUABO	SANTIAGO RIVER						
158	PR 123	59.30	UTUADO	DEPRESSION						
176	PR 14	57.25	AIBONITO	HONDA CREEK						
217	PR 106	2.50	MAYAGUEZ	GANDEL CREEK						
261	PR 128	32.60	MARICAO	PRIETO RIVER			\$1,300,000.00			
284	PR 139	22.80	PONCE	DEPRESSION	\$385,258.51					
308	PR 149	4.50	JUANA DIAZ	GUANABANA CREEK						
443	PR 951	4.90	LOIZA	ZEQUEIRA CHANNEL	\$366,314.88					
530	PR 759	2.80	MAUNABO							
549	PR 825	0.10	NARANJITO							
574	PR 971	17.30	NAGUABO	SANTIAGO RIVER					\$1,000,000.00	
589	PR-102	7.40	MAYAGUEZ	GUANAJIBO RIVER						
670	PR-654	0.20	ARECIBO	GRANDE DE ARECIBO RIVER						
702	PR-681	0.10	ARECIBO	CANO TIBURONES						
881	PR 497	2.70	SAN SEBASTIAN	SONADORA CREEK						
1058	PR 9912	0.10	SAN LORENZO	GRANDE DE LOIZA RIVER						
1082	PR 935	3.80	JUNCOS	LOS CHINOS CREEK						
1096	PR 102	35.40	SAN GERMAN	GUANAJIBO RIVER	\$5,700,000.00		\$5,720,084.20			
1123	PR 359	0.30	YAUCO	PR 2	\$6,829,061.85					
1133	OFF PR 200	0.01	VIEQUES	CREEK			\$400,000.00			
1186	PR-708	5.10	Cayey							
1316	LOCAL ROAD	0.10	SAN LORENZO	EMAJAGUA RIVER						
1325	PR 757	4.00	PATILLAS	DEL APEADERO RIVER						
1343	LOCAL ROAD	0.20	SAN LORENZO	EMAJAGUA RIVER						
1381	PR 103	3.60	CABO ROJO	CHANNEL					\$1,000,000.00	
1492	OFF PR 110	0.30	MOCA	CREEK	\$515,340.00				\$1,500,000.00	
1497	PR 826	3.00	NARANJITO	GUADIANA RIVER						
1531	PR 141	9.90	JAYUYA	CREEK					\$400,000.00	
1532	PR 175	11.80	TRUJILLO ALTO	CREEK						
1625	OFF PR 378 KM 3.8	0.10	GUAYANILLA	GUAYANILLA RIVER						
1638	VICTOR ROJAS AVE.	0.10	ARECIBO	GRANDE DE ARECIBO RIVER						
1657	PR 861	11.00	TOA ALTA	LA PLATA RIVER	\$313,869.50					
1695	PR123	55.10	UTUADO	GRANDE DE ARECIBO RIVER				\$1,025,723.80		
2924	PR 10	52.13	UTUADO	UNNAMED CREEK				\$1,450,000.00		
2925	PR-10	51.20	UTUADO	DIRT ROAD				\$1,350,000.00		
1711	QUEBRADA CEIBA ST.	0.20	Peñuelas	GUAYANES RIVER	\$162,596.78					
2038	PR 52 NORTHBOUND	49.50	SALINAS	PR 714 & LA PALMA CREEK						

APPENDIX A

BRIDGE PROJECTS - CONSTRUCTION					2020		2021		2022	
					ZP-10/20	ZP-20	ZP-10/20/30	ZP-10/20/30	ZP-10/20	ZP-20
					Bridge Rehabilitation and Replacement	Bridge Preservation	Bridge Rehabilitation and Replacement	Bridge Preservation	Bridge Rehabilitation and Replacement	Bridge Preservation
Bridge ID	Road	Km	Municipality	Feature Intersected	Construction	Construction	Construction	Construction	Construction	Construction
2039	PR 52 SOUTHBOUND	49.50	SALINAS	PR 714 & LA PALMA CREEK						
2069	LOCAL ROAD	0.00	MAYAGUEZ	YAGUEZ RIVER			\$1,000,000.00			
2315	PR 53	66.50	PATILLAS	GRANDE DE PATILLAS RIVER						\$8,307,485.93
2458	PR-26	9.00	CAROLINA	AVE. LOS ANGELES					\$3,807,514.07	
2479	PR 174	14.00	BAYAMON	SONADORA CREEK						
2508	PR 913	1.10	SAN LORENZO	HONDA CREEK						
2511	PR 9916	0.02	SAN LORENZO	UNKNOWN CREEK						
2572	OFF PR 372 @ KM 2.5	1.00	YAUCO	DUEY RIVER						
2574	OFF PR 428	0.05	MARICAO	PRIETO RIVER						
2578	OFF PR182@14.2	0.01	YABUCOA	GUAYANES RIVER						
2697	OFF PR 852	0.60	TRUJILLO ALTO	UNKNOWN CREEK						
2748	LOCAL ROAD	0.30	CAYEY	MATON RIVER						
2940	Off PR-511 Km.12.7	11.30	PONCE	Inabon River						
Construction					\$14,354,461.52	\$0.00	\$12,555,442.20	\$3,825,723.80	\$7,709,536.07	\$8,307,485.93
ROW					\$0.00	\$0.00	\$1,420,855.00	\$0.00	\$1,285,000.00	\$0.00
Design					\$0.00	\$0.00	\$0.00	\$0.00	\$0.00	\$0.00
Total					\$14,354,461.52	\$0.00	\$13,976,297.20	\$3,825,723.80	\$8,994,536.07	\$8,307,485.93
Total RR + PRES					\$14,354,461.52		\$17,802,021.00		\$17,302,022.00	

*All listed projects will be obligated in all its phases by FY 2024.

Appendix A

Additional Bridge Construction Projects to be worked for all Bridge Programs ¹							
Line Number	Bridge ID	Preliminary Construction Cost Estimate	Project	Road	km	Intersected	Municipality
1	867	\$ 1,465,249.52	AC-800588	PR-30 EASTBOUND	22.30	HUMACAO RIVER	LAS PIEDRAS
2	931	\$ 1,465,249.52	AC-800588	PR-30 WESTBOUND	22.70	HUMACAO RIVER	LAS PIEDRAS
3	1067	\$ 888,176.63	AC-800587	PR-52 NORTHBOUND	98.65	DIRT ROAD	PONCE
4	1068	\$ 888,176.63	AC-800587	PR-52 SOUTHBOUND	98.65	DIRT ROAD	PONCE
5	1069	\$ 1,650,105.64	AC-800587	PR-52 SOUTHBOUND	97.90	PR-10	PONCE
6	1070	\$ 1,650,105.64	AC-800587	PR-52 NORTHBOUND	97.90	PR-10	PONCE
7	1114	\$ 1,749,473.39	AC-800586	PR-2 EASTBOUND	204.00	GUAYANILLA RIVER, L ROAD	GUAYANILLA
8	1115	\$ 1,752,384.33	AC-800586	PR-2 WESTBOUND	204.00	GUAYANILLA RIVER, L ROAD	GUAYANILLA
9	1192	\$ 4,185,043.42	AC-800589	PR-52 NORTHBOUND	71.40	PR-543 AND JUEYES RIVER	SANTA ISABEL
10	1193	\$ 3,807,227.00	AC-800589	PR-52 SOUTHBOUND	71.40	PR-543 AND JUEYES RIVER	SANTA ISABEL
11	1941	\$ 2,211,287.86	AC-800587	PR-52 SOUTHBOUND	100.50	PR-1	PONCE
12	1942	\$ 2,176,915.45	AC-800587	PR-52 NORTHBOUND	100.50	PR-1	PONCE
13	1956	\$ 1,224,324.51	AC-800585	PR-53 EASTBOUND	90.80	PR-706	SALINAS
14	1957	\$ 1,194,277.89	AC-800585	PR-53 WESTBOUND	90.80	PR-706	SALINAS
15	105	\$ 1,000,000.00	BR19A01	PR-955	2.00	JUAN GONZALEZ CREEK	RIO GRANDE
16	158	\$ 1,557,370.00	AC-012332	PR-123	59.30	DEPRESSION	UTUADO
17	376	\$ 800,000.00	BR19A03	PR-167	13.70	CANCEL CREEK	BAYAMON
18	530	\$ 1,356,465.20	AC-075919	PR-759	2.80	DE LOS CHINOS CREEK	MAUNABO
19	589	\$ 6,018,180.00	AC-010273	PR-102	7.40	GUANAJIBO RIVER	MAYAGÜEZ
20	670	\$ 3,778,000.00	AC-065404	PR-654	0.20	GRANDE DE ARECIBO RIVER	ARECIBO
21	734	\$ 1,551,597.00	AC-333601	PR-336	0.68	LA MANUELA CREEK	GUAYANILLA
22	1186	\$ 2,975,634.00	AC-070801	PR-708	5.10	CREEK	CAYEY
23	1497	\$ 3,058,396.38	AC-082601	PR-826	3.00	GUADIANA RIVER	NARANJITO
24	2482	\$ 1,574,214.00	BR19A10	OFF PR-335	0.90	YAUCO RIVER	YAUCO
25	2748	\$ 1,661,075.26	AC-800580	LOCAL ROAD	0.30	MATON RIVER	CAYEY
26	1059			PR-646	4.80	INDIO RIVER	VEGA BAJA
27	1638	\$ 4,699,774.61	AC-065403	VICTOR ROJAS AVE.	0.10	GRANDE DE ARECIBO RIVER	ARECIBO
28	1657	\$ 4,300,000.00	AC-086121	PR-861	11.00	LA PLATA RIVER	TOA ALTA
29	122	\$ 11,000,000.00	AC-301128	PR-3	69.33	SANTIAGO RIVER	NAGUABO
30	176	\$ 3,791,106.00	AC-140027	PR-14	57.25	HONDA CREEK	AIBONITO
31	217	\$ 3,500,000.00	AC-010612	PR-106	2.50	GANDEL CREEK	MAYAGÜEZ
32	549	\$ 5,075,201.88	AC-082509	PR-825	0.10	GUADIANA RIVER	NARANJITO
33	702	\$ 5,120,241.00	AC-068112	PR-681	2.00	TIBURONES CHANNEL	ARECIBO
34	1427	\$ 401,222.91	AC-800592	PR-111	18.30	GUATEMALA RIVER	SAN SEBASTIÁN
35	1695	\$ 1,042,656.28	AC-800593	PR-123	55.10	GRANDE DE ARECIBO RIVER	UTUADO
36	1883	\$ 238,739.32	AC-800592	PR-114	4.00	GUANAJIBO RIVER	HORMIGUEROS
37	2385	\$ 360,697.50	AC-800591	PR-53 SOUTHBOUND	33.40	DIRT ROAD	HUMACAO
38	2386	\$ 284,526.67	AC-800591	PR-53 NORTHBOUND	33.40	DIRT ROAD	HUMACAO
39	2389	\$ 241,910.54	AC-800591	PR-53 SOUTHBOUND	30.00	PR-925	HUMACAO
40	2390	\$ 240,389.10	AC-800591	PR-53 NORTHBOUND	30.00	PR-925	HUMACAO
41	2402	\$ 587,512.59	AC-800591	PR-53 SOUTHBOUND	35.90	CHANNEL	HUMACAO
42	2403	\$ 609,380.76	AC-800591	PR-53 NORTHBOUND	35.90	CHANNEL	HUMACAO
43	2472	\$ 571,670.17	AC-800595	PR-2	197.30	BERENCHIN CREEK	YAUCO
44	2499	\$ 56,084.92	AC-800594	OFF PR-156	0.10	NARAJOS CREEK	AGUAS BUENAS
45	2500	\$ 2,622,917.29	AC-800596	PR-165R	0.10	LA PLATA RIVER	DORADO
46	2633	\$ 54,727.00	AC-800591	OFF PR-750@KM0.4	0.04	WATERWAY	MAUNABO
47	2637	\$ 159,924.74	AC-800596	RAMP PR-25 TO PR-1	7.70	PR-35	SAN JUAN
48	2640	\$ 289,590.60	AC-800596	PR-1	7.40	SAGRADO CORAZON ST.	SAN JUAN
49	2651	\$ 1,272,731.72	AC-800594	PR-34	1.20	PR-52	CAGUAS
50	2678	\$ 83,321.12	AC-800592	OFF PR-361 AT 4.4	0.80	CAIN RIVER	SAN GERMAN
51	2735	\$ 528,669.37	AC-800594	PR-156	59.30	CAGUITAS RIVER	CAGUAS
52	2764	\$ 861,048.61	AC-800594	URBAN LOCAL ROAD	0.15	CAGUITAS RIVER	CAGUAS
53	2793	\$ 1,478,774.80	AC-800596	PR-25	3.40	SAN ANTONIO CHANNEL	SAN JUAN
54	2877	\$ 4,021,654.41	AC-800592	PR-2	162.85	PR-319	HORMIGUEROS
55	2899	\$ 938,227.53	AC-800592	PR-2	173.65	HOSP CONCEPSION ACCESS	SAN GERMAN
56	2924	\$ 1,681,845.88	AC-800593	PR-10	52.13	UNNAMED CREEK	UTUADO
57	2925	\$ 1,801,441.86	AC-800593	PR-10	51.20	DIRT ROAD	UTUADO
58	2962	\$ 75,322.12	AC-800595	PR-372	16.50	DUEY RIVER	YAUCO

1) These projects are based on the priorities and inspection reports available on July 2016. The final list of project and their order of execution and bidding may vary.

2) Preliminary estimate based on deck area and typical construction unit cost for the expected scope.

SAFETY PROJECTS

2019		
DESCRIPTION	MUNICIPALITY	COST ESTIMATE
Geometric Improvements PR-3 Intersection with UPR Hospital	Carolina	\$ 699,579.25
Highway Safety Improvements of PR-115 from km. 0.00 to km. 10.84	Añasco - Rincón	\$ 10,905,950.00
Highway Safety Improvements of PR-116 from km 3.0 to km 14.0	Lajas	\$ 6,744,000.00
Highway Safety Improvements of PR-152 from km 11.5 to km 13.65	Naranjito	\$ 1,475,263.35
Highway Safety Improvements of PR-167 from km. 0.0 to km. 9.0	Comerio - Barranquitas	\$ 4,388,000.00
Geometric Improvements of PR-29 Interchange with PR-168 and PR-167	Bayamón	\$ 1,099,765.70
Highway Safety Improvements of PR-52 from km 52.3 to 55.3	Salinas	\$ 4,986,529.24
TOTAL		\$ 30,299,087.54
2020		
DESCRIPTION	MUNICIPALITY	COST ESTIMATE
Highway Safety Improvements of PR-176 from Km. 0.0 to Km. 4.0 - Obligated	San Juan	\$ 3,000,000.00
Highway Safety Improvements of PR-203 from km 0.0 to km 7.1 - Obligated	Gurabo - San Lorenzo	\$ 9,812,500.00
Highway Safety Improvements of PR-183 from km 1.2 to km 10.0 (FY20 Funds \$3,058,386 - AC Funds \$3,558,386)- Obligated	Caguas - San Lorenzo	\$ 6,616,772.00
Pavement Reconstruction at PR-1 from Km 25.94 to Km 32, San Juan, PR (Pavement) Fase 2 - Obligated	San Juan	\$ 12,900,000.00
Programa SEGURO - Obligated	Metro	\$ 3,362,500.00
Highway Safety Improvements of PR-8 from km. 0.00 to km. 4.6 - Obligated	San Juan	\$ 8,750,000.00
TOTAL		\$ 44,441,772.00
2021		
DESCRIPTION	MUNICIPALITY	COST ESTIMATE
Geometric Improvements PR-3 Intersection with UPR Hospital	Carolina	\$ 8,983,000.00
Highway Safety Improvements of PR-137 from Km 0 to Km 9.0 Vega Baja and Morovis (safety)	Vega Baja-Morovis	\$ 9,450,000.00
Highway Safety Improvements of PR-3 from Km 14.4 to Km 18.8 (Safety), Carolina to Río Grande	Carolina - Río Grande	\$ 11,880,000.00
Safety Improvements PR-137 & PR-634	Morovis	\$ 500,000.00
PROGRAMA SEGURO	Metro	\$ 5,000,000.00
Highway Safety Improvement of PR-6 from Km 0 to Km 2 (safety), Bayamón	Bayamon	\$ 2,100,000.00
TOTAL		\$ 37,913,000.00
2022		
DESCRIPTION	MUNICIPALITY	COST ESTIMATE
Safety Improvements at PR-101 from Km 10 to Km 20, Lajas - Cabo Rojo	Lajas-Cabo Rojo	\$ 4,465,894.00
Highway Safety Improvements of PR-101 from km. 0 to km 10, San German and Lajas	San German-Lajas	\$ 3,510,977.00
Highway Safety Improvements of PR-385 from Km 0 to Km 5.6, Yauco (Safety)	Yauco	\$ 6,000,000.00
Safety Improvements at PR-165 from Km 30 to Km 38, Catano - Guaynabo	Cataño-Guaynabo	\$ 7,100,000.00
Safety Improvements PR-2 Km 214.5 to km 216.5., Penuelas	Penuelas	\$ 5,500,000.00
Safety Improvements at PR-420 from Km 0 to Km 9.4, Moca	Moca	\$ 2,800,000.00
Safety Improvements at PR-782 from Km 0 to Km 10, Cidra	Cidra	\$ 3,000,000.00
PROGRAMA SEGURO	Metro	\$ 5,000,000.00
Safety Improvements at PR-829 from Km 0 to km 11.1, Bayamón	Bayamon	\$ 3,300,000.00
Safety Improvements at PR-900 from Km 0 to Km 11, Yabucoa	Yabucoa	\$ 3,300,000.00
TOTAL		\$ 43,976,871.00

*Projects may move between fiscal years based on PS readiness and budget availability.

PAVEMENT PROJECTS		
2019		
DESCRIPTION	MUNICIPALITY	COST ESTIMATE
Pavement Rehabilitation and Reconstruction of PR-2 from km 92.05 to km 96.86	Hatillo - Camuy- Quebradillas	\$ 4,064,856.40
Pavement Rehabilitation and Reconstruction of PR-2 from km 87.87 to km 92.05	Hatillo - Camuy- Quebradillas	\$ 13,002,308.00
Pavement Rehabilitation and Reconstruction of PR-52 from km 95.0 to km 99.0	Ponce	\$ 7,766,877.80
Pavement Rehabilitation and Reconstruction of PR-52 from km. 38.0 to km. 49.00	Cayey	\$ 14,929,530.00
TOTAL		\$ 39,763,572.20
2020		
DESCRIPTION	MUNICIPALITY	COST ESTIMATE
Pavement Reconstruction of PR-2 from Km 180 to Km 186.4, Sabana Grande (Pavement)	Sabana Grande	\$ 6,000,000.00
Pavement Reconstruction of PR-2 from Km 187 to Km 195, Guánica (Pavement)	Guanica	\$ 23,540,903.00
Pavement Reconstruction at PR-189 from km. 0.0 to km.13.0 (Pavement)	Caguas - Gurabo - Juncos	\$ 6,529,694.00
TOTAL		\$ 36,070,597.00
2021		
DESCRIPTION	MUNICIPALITY	COST ESTIMATE
Pavement Rehabilitation and Reconstruction of PR-53 form km. 81.0 to km. 86.862 Fase 1 (Pavement Set Aside)	Guayama - Salinas	\$ 12,428,240.00
Additional Funds - Pavement Reconstruction of PR-2 from km 187 to km 195	Guanica/Sabana Grande	\$ 14,400,000.00
Pavement Rehabilitation and Reconstruction of PR-53 from km. 86.863 to km. 94.0 Fase II (Pavement Set Aside)	Salinas	\$ 22,292,895.00
TOTAL		\$ 49,121,135.00
2022		
DESCRIPTION	MUNICIPALITY	COST ESTIMATE
Pavement Reconstruction of PR-30 from Km 25 to Km 28, Humacao (Pavement Set Aside)	Humacao	\$ 11,985,000.00
Pavement Reconstruction at PR-1 from Km 15 to Km 21, San Juan, PR (Pavement Set Aside)	San Juan	\$ 6,500,000.00
Pavement Reconstruction of PR-2 from Km 145 to Km 152, Mayaguez (Pavement Set Aside)	Mayaguez	\$ 10,000,000.00
Pavement Reconstruction at PR-3 from Km 42.5 to Km 47.6, Luquillo, PR (Pavement Set Aside)	Luquillo	\$ 9,000,000.00
Pavement Reconstruction of PR-333 from Km 0 to Km 10.1, Guánica (Pavement)	Guanica	\$ 4,000,000.00
Pavement Reconstruction of PR-354 from Km 0 to Km 9.25, Mayaguez (Pavement)	Mayaguez	\$ 3,000,000.00
Pavement Reconstruction of PR-765 from Km 0 to Km 11.1, Caguas (Pavement)	Caguas	\$ 4,000,000.00
Pavement Reconstruction at PR-2 from Km 125.5 to Km 125.9, Aguadilla, PR (Pavement Set Aside)	Aguadilla	\$ 400,000.00
Pavement Reconstruction at PR-25R from Km 0 to Km 4, San Juan, PR (Pavement)	San Juan	\$ 4,000,000.00
Pavement Reconstruction of PR-53 from Km 69 to Km 71, Patillas (Pavement Set Aside)	Patillas	\$ 3,100,000.00
Pavement Reconstruction at PR-2 from Km 1 to Km 6, Guaynabo, PR (Pavement Set Aside)	Guaynabo	\$ 8,500,000.00
Pavement Reconstruction of PR-779 from km 0 to km 10.86, Comerío (Pavement)	Comerio	\$ 3,500,000.00
FY22 Allocation	Islandwide	\$ 54,785,000.00
CRRSAA Allocation	Islandwide	\$ 13,200,000.00
TOTAL		\$ 67,985,000.00

*Projects may move between fiscal years based on PS readiness and budget availability.

Appendix D

ITS Projects

2019	
DESCRIPTION	COST ESTIMATE
Traveler Information Reporting / TMC Operations	\$ 950,000.00
SEGURO	\$ -
ITS Design / Implementation Real time Information/ Rev. Lane Operation	\$ -
Total	\$ 950,000.00
2020	
DESCRIPTION	COST ESTIMATE
TMC Operations - Obligated	\$ 700,000.00
Reversible Lane Operation PR-18 & PR-52	\$ 900,000.00
ITS Device Preservation Maintenance - Obligated	\$ 782,500.00
Traffic Signal System Management - Obligated	\$ 500,000.00
Total	\$ 2,882,500.00
2021	
DESCRIPTION	COST ESTIMATE
TSM&O Program Management and Support (Management, Documentation, Design, Support, etc.)	\$ 1,805,000.00
Operational Activities	\$ 2,050,000.00
ITS Device Preservation and Repair	\$ 2,945,000.00
Total	\$ 6,800,000.00
2022	
DESCRIPTION	COST ESTIMATE
TSM&O Program Management and Support (Management, Documentation, Design, Support, etc.)	\$ 600,000.00
Operational Activities	\$ 2,065,000.00
ITS Device Preservation and Repair	\$ 2,670,000.00
ITS Device Deployment (Construction)	\$ 1,515,000.00
Total	\$ 6,850,000.00

*Projects may move between fiscal years based on PS readiness and budget availability.

Proposed Transportation Projects CDBG-DR		
Project Description	Municipality	Total Requested Amount
Loiza Bypass from PR-188 to PR-187	Loiza	\$ 23,325,000.00
PR-158 Connector, from PR-52 to PR-1 - Phase 1	Cayey	\$ 18,300,000.00
PR-158 Connector, from PR-52 to PR-1 - Phase 2	Cayey	\$ 21,500,000.00
Isabela Connector from PR-472 to PR-112	Isabela	\$ 12,350,000.00
Barranquita South Bypass from PR-156 to PR-759	Barranquitas	\$ 17,500,000.00
Villalba Bypass from PR-151 to PR-150	Villalba	\$ 31,000,000.00
Higuillar Avenue form Efron Avenue / PR-696 to PR-694 / PR-22	Dorado	\$ 4,700,000.00
Widening of PR-545 newar PR-52 to PR-14	Coamo	\$ 6,500,000.00
San Lorenzo Bypass, from PR-183 / PR-181 to PR-745	San Lorenzo	\$ 64,000,000.00
Aguas Buenas North Bypass, from PR-156 East to PR-156 West - Phase 1	Aguas Buenas	\$ 41,750,000.00
Aguas Buenas North Bypass, from PR-156 East to PR-156 West - Phase 2	Aguas Buenas	\$ 47,600,000.00
PR-122 Lajas-San German Connector, from PR-321 to PR-166	Lajas - San German	\$ 19,900,000.00
PR-18N to PR-21E Ramp and Medical Center Connector	San Juan	\$ 25,250,000.00
Cidra Connector, from Industrial Avenue to PR-184 - Phase 1	Cidra	\$ 32,300,000.00
Cidra Connector, from Industrial Avenue to PR-184 - Phase 2	Cidra	\$ 42,100,000.00
Cidra Connector, from Industrial Avenue to PR-184 - Phase 3	Cidra	\$ 47,000,000.00
Relocation of PR-111 from PR-111/PR-451 to PR-111/PR-111R	San Sebastian - Lares	\$ 52,300,000.00
Access Improvements to Aguadilla Airport, from PR-110 to PR-107, Includes Burns Street Connector	Aguadilla	\$ 30,300,000.00
Widening of PR-845 from PR-844 to PR-199, San Juan-Trujillo Alto	San Juan - Trujillo Alto	\$ 30,000,000.00
PR-10 - Phase 1	Adjuntas-Utuado	\$ 48,000,000.00
PR-10 - Phase 2	Adjuntas-Utuado	\$ 48,400,000.00
PR-10 - Phase 3	Adjuntas-Utuado	\$ 58,400,000.00
PR-10 - Phase 4	Adjuntas-Utuado	\$ 41,000,000.00
Extension PR-5, from PR-199 to PR-167	Bayamon	\$ 150,000,000.00
Expressway Conversion of PR-2	Ponce - Mayaguez	\$ 230,000,000.00
Extension PR-22 from PR-22/PR-2 to PR-2/PR-111	Hatillo - Aguadilla	\$ 1,183,000,000.00
Geometric Improvements at Intersections	Bayamon	\$ 8,000,000.00
Peñuelas Bypass	Peñuelas	\$ 11,500,000.00
Total Requested Amount		\$ 2,345,975,000.00

**Highway Infrastructure Programs
Coronavirus Response and Relief Supplemental Appropriations Act 2021
(HIP-CRRSAA)**

The Coronavirus Response and Relief Supplemental Appropriations Act, 2021 enacted on December 27, 2020 appropriated **\$35,845,307** to the Puerto Rico Highway and Transportation Authority. The purpose of the HIP-CRRSAA is to provide funding to address coronavirus disease 2019 (COVID-19) impacts related to Highway Infrastructure Programs.

The following projects will utilize CRRSAA funds:

DESCRIPTION	MUNICIPALITY	COST ESTIMATE
Rehabilitation of Bridge No. 3000 Over La Plata River PR-5	Naranjito	\$ 19,280,307.00
Landslide - PR-411 km 9.9	Aguada	\$ 500,000.00
Landslide - PR-411 km 4.90 - 5.00	Aguada	\$ 286,000.00
Landslide - PR-812 km 4.3	Bayamon	\$ 1,151,000.00
Landslide PR-816 km 4.5	Bayamon	\$ 445,000.00
Landslide PR-816 km 6.4	Bayamon	\$ 123,000.00
Landslide PR-951 km 1.3	Canovanas	\$ 283,000.00
Landslide PR-146 km 14.1	Ciales	\$ 107,000.00
Landslide PR-111 km. 66.2	Utuado	\$ 385,000.00
Landslide PR-111 km 59.45	Utuado	\$ 52,000.00
Landslide PR-140 km 23.55	Utuado	\$ 33,000.00
Additional Funds for Pavement Projects FY 22	Islandwide	\$ 13,200,000.00
TOTAL		\$ 35,845,307.00

Available Funding

There is available funding from previous deobligations and funding that was not obligated from previous fiscal years.

Projects Deobligated to be Reobligated during FY's 2019-2022		
AC-Code	Fed No.	Project Description
AC-001521	0015011	Pavement Rehabilitation Highway PR-15, Kilometers: 0.00 to 11.30, Guayama and Cayey
AC-003510	0035001	San Juan Island Traffic Signal System and PR-1 Improvements
AC-010029	0100011	Design and NEPA; Widening of PR-100 From PR-308 to PR-101, Cabo Rojo
AC-010199	9999191	Traffic Signs and Pavement Markings on School Zones, Toa Alta, Toa Baja, Dorado and Corozal
AC-011417	0114003	Right of Way for Project Rehabilitation of Bridge No. 2161, Highway PR-114, Kilometer: 2.20, Mayaguez
AC-013233	0132014	Improvements of Bridge No. 1373 Over Canas Rlver, Highway PR-132 Kilometer: 25.00, Ponce
AC-013934	0139018	Rehabilitation of Bridge No. 284 Over Waterway, Highway PR-139, Kilometer: 22.8, Ponce
AC-014076	0140027	Replacement of Bridge No. 1828, Highway PR-140, Barceloneta (GRS, HfL)
AC-014514	0145007	Replacement of Bridge No. 1130, Highway PR-145, Ciales
AC-017242	9999188	TCSP FY 2009 Discretionary Grant for Environmental Phase of Cayey - Cidra Connector
AC-026118	0026022	Rehabilitation of Bridge No. 2458 (Los Angeles), Highway PR-26, Carolina
AC-062305	0623001	Rehabilitation of Bridge No. 1199, Highway PR-623, Kilometer: 1.8, Arecibo
AC-082409	0824003	Right of Way for Project: Improvements to Bridge No. 547, Highway PR-824 Kilometer: 2.80, Galateo Ward, Toa Alta
AC-086009	9999155	Reconstruction and Pavement Rehabilitation of Highways PR-860, PR-8860 and PR-887
AC-100074	0010058	Highway PR-10, Connector from PR-10 to PR-123, Utuado
AC-200261	0002052	Traffic Signal System Improvements, Highway PR-2, Ponce By Pass, Municipality of Ponce
AC-200262	0002053	Traffic Signal System Improvements, Highway PR-2, From PR-22 to PR-112, Hatillo to Isabela
AC-200282	0002065	Preservation of Bridges No. 941 and 942 Highway PR-2 Over PR-385 Penuelas
AC-220124	9999238	Northwest Corridor Access Modification, Management Plan and Financial Plan
AC-300109	0030023	Safety Improvements Highway PR-30, From Km. 8.4 to Km. 21.4, Gurabo, Juncos, Las Piedras
AC-301008	0003013	Replacement of Bridge No. 138 Over Guamani River, Guayama
AC-301127	0003041	Geometric and Safety Improvements, Highway PR-3 Intersection with UPR Hospital, Carolina
AC-301128	0003031	Replacement of Bridge No. 122 Over Santiago River, Highway PR-3, Kilometer: 67.7, Naguabo
AC-301131	0003045	Naguabo - Humacao Safety Improvements (Including Shore bank Stabilization), Highway PR-3 Kms. 68.4 to 70.0
AC-301141	0003047	Safety Improvements PR-3, Carolina - Río Grande
AC-800319	0150008	Replacement of Bridge Over Descalabrado River, Highway PR-150, Coamo
AC-800338	0503004	Landslide Correction and Roadway Reconstruction PR-503 Km. 2.0, Ponce
AC-800347	0181020	Landslide Correction, Pvt Repairs, Miscs Works PR-181, 3, 759, 184, 928, 931, 941 & 978, Yabucoa, Maunabo, Patillas, Gurabo, Junco
AC-800360	9999138	Reconst of Highways PR-155, Kms 10.0, 12.2 & 20.3, PR-151 Kms. 7.1 & 12.9 and PR-157 Km. 3.4, Comerio, Orocovis, Coamo, Villalba
AC-800377	9999153	Traffic Signs and Pavement Markings, School Zones, Varios Municipalities
AC-800378	9999146	Pavement Markings and Signing Improvements School Zones, Barceloneta, Florida and Morovis
AC-800408	9999159	Reconstruction of PR-957 Km. 1.2 Canovanas, PR-185 Km. 11.1 Carolina, PR-186 Km.s 3.5, 6.5 & 11 Canovanas & PR-185 Kms 14 to 18.5
AC-800478	9999207	Replacement of Bridges No. 631 over Cofresi Creek PR-200R Km. 0.1 and No. 1133 Unknown Creek Progreso St. PR-200, Vieques
AC-800494	9999225	Traffic Signal Systems Preventive Maintenance and Emergency Repair Services PR-2, Moca to Hormigueros
AC-800496	9999219	Bicycle-Pedestrian Count Technology Pilot Program (Puerto Rico MPO(San Juan))
AC-991801	9999243	San Lorenzo By Pass From Int. PR-181/PR-183 to Int. PR-181/PR-9912, San Lorenzo
AC-992904	9929001	Replacement of Bridge No. 1851, Highway PR-9929, San Lorenzo
	0002072	Pavement Rehabilitation of Highway PR-2, Kilometers: 160.80 to 163.00, Hormigueros
AC-001872	0052062	Traffic Congestion Management Project Dynamic Toll Lanes Phase III, Unit 2, PR-18 Municipality of San Juan
	0053010	NEPA Compliance Highway PR-53, Yabucoa - Guayama
AC-010262	0102009	Replacement of Bridge No 642 Over Corazones Creek, Highway PR-102 Kilometer 5.70
	0123012	Repairs to Landslide at Highway PR-123 Km. 26.9, Adjuntas
AC-015235	0152009	Safety Improvements PR-152 Kilometers: 0.00 to 11.25, Barranquitas Naranjito
	0156019	Safety Improvements Highway PR-156, Kilometers 41.9 to 59.6, Caguas and Aguas Buenas

Projects Deobligated to be Reobligated during FY's 2019-2022		
AC-Code	Fed No.	Project Description
015802	0158002	Access Request and National Policy Act Compliance for Construction PR-158 From PR-743 to PR-1, Cayey
	0172012	Safety Improvements Highway PR-172 From PR-1 to PR-787, Caguas and Aguas Buenas
	9912002	ROW for Replacement of Bridge No. 1058 Over Rio Grande de Loiza, PR-9912 Km. 0.1, San Lorenzo
AC-800308	9999104	Traffic Signal System Improvements, Riomar Zone II, Highways
AC-000208	9999202	Safe Route to School Project for the Municipalities of Vieques, Culebra, Ceiba, Naguabo and Humacao
AC-000207	9999205	Safe Route so School Project for the Municipalities of Moca, San Sebastian, Las Mar as, Maricao, Quebradillas and Isabela
AC-000212	9999213	Pedestrian & Bicycle Trail along Highway PR-546, from PR-153 to Ba os de Coamo facilities, Coamo
AC-800505	9999229	Pavement Rehabilitation Highway PR-151, Kilometers: 0.00 to 7.00, Villalba
AC-803536	9999246	Emergency Repairs Works Hurricane Maria - Super Asphalt Pavement Corporation
AC-805536	9999248	Emergency Repairs Works Hurricane Maria - Puerto Rico Asphalt LLC
	9999262	Emergency Repair Works (Islandwide) - R&F Asphalt Unlimited Inc.
AC-837536	9999306	Emergency Works for Landslide Corrections PR-3 Kms. 99.20 and 115.1 Yabucoa; PR-181 Km. 27.2 San Lorenzo and PR-917 Km. 1.8 Las Piedras
AC-200263	0002054	Traffic Signal System Improvements, Highway PR-2, Unit # 1
AC-200267	0002060	Traffic Signals System and Geometric Improvements PR-2, Cantera Ward to Plaza Atenas, Manati
AC-200200	0002073	Design and NEPA for the Construction of Elevated Structure at the Intersection of Highways PR-2 and PR-114. Includes the channelization of Merle and Pulida Creeks and the construction of North-South frontage road in PR-114
AC-301133	0003043	Feasability Studies for Improvements to PR-3, Rio Grande to Fajardo - Project Obligated in FY 2019
AC-100088	0010077	Safety Improvements PR-10, Ponce - Adjuntas, From Kilometer: 0.00 to Kilometer: 29.80 - Project Obligated in FY 2019
AC-002065	0020008	Safety Improvements Highway PR-20, Kilometers: 0.00 to 10.00, Guaynabo - Project Obligated in FY 2019
AC-002906	0029005	Bridges 1131& 1132 over Rio Hondo, PR-29 km 1.4 - Project Obligated in FY 2019
AC-019143	0031022	Replacement of Bridge No. 194, Over Rio Blanco, PR-31 Kilometer: 8.8, Naguabo - Project Obligated in FY 2019
AC-520131	0052044	Traffic Congestion Management Project Dynamic Toll Lanes Phase II, Unit 1, from Sta. 30+80.00 to Sta. 63+00.00 PR-52, Municipality of Caguas - Project Obligated in FY 2019
AC-001870	0052045	Congestion Managed Lanes Dynamic Toll Operation Phase 3 Unit 1, Las Americas Expressway PR-18, From Station: 13+40.00 to Station: 20+03.19, San Juan - Project Obligated in FY 2019
AC-990133	0052047	RFP for San Juan, Management Operation of Reversible Lane Barrier System
AC-520133	0052049	Pavement Rehabilitation PR-52, Kilometers: 66.00 to 71.60, Salinas and Santa Isabel - Project Obligated in FY 2019
AC-520140	0052050	Pavement Rehabilitation PR-52, Kilometers: 71.60 to 77.00, Santa Isabel and Salinas - Project Obligated in FY 2019
AC-520138	0052051	Safety Improvements PR-52, Kilometers 49.0 to 52.30, Salinas - Project Obligated in FY 2019
AC-520137	0052052	Safety Improvements PR-52, Kilometers: 55.30 to 61.00 - Project Obligated in FY 2019
AC-005380	0053009	Geometrical and Safety Improvements PR-53, Toll Plazas at Kilometers: 28.3 and 34.8; and PR-903 within PR-3 and PR-906, Humacao
AC-006639	0066001	Safety Improvements Highway PR-66, Kilometers: 0.00 to 20.00, Carolina, Canovanas and Rio Grande - Project Obligated in FY 2019
AC-010270	0102018	Pavement Rehabilitation Highway PR-102, Kilometers: 24.60 to 29.40, Cabo Rojo
AC-011019	0110010	Safety Improvements PR-110, Kilometers: 0.0 to 11.5, Anasco and Moca - Project Obligated in FY 2019
AC-012201	0122005	Construction of PR-122, Lajas - San German, From PR-166 to PR-122, Lajas and San German
AC-015237	0152010	Safety Improvements Highway PR-152, Kilometers: 13.65 to 20.50, Barranquitas and Naranjito - Project Obligated in FY 2019
AC-017417	0174011	Replacement of Bridge No. 2479, Highway PR-174 Kilometer: 14.0, Bayamon
AC-017416	0174012	Scouring Mitigation Bridge No. 1107 Over Minillas River, Highway PR-174, Kilometer: 4.5, Bayamon - Project Obligated in FY 2019
AC-018771	0187008	Safety Improvements Highway PR-187, Kilometers 0.00 to 17.90, Carolina and Loiza
AC-020309	0203007	Safety Improvements PR-203 Intersection with PR-183, From Station: 63+40.00 to Station: 71+75.56, San Lorenzo - Project Obligated in FY 2019
AC-020402	0204001	Traffic Signals and Geometric Improvements Highway PR-204, Las Piedras
AC-048506	0485001	Bicycle Trail Adjacent to PR-485, Camuy
AC-065605	0656002	Reconstruction of Highway PR-656, Km. 2.3, Arecibo
AC-068112	0681001	Replacement of Bridge No. 702, Highway PR-681, Km.: 0.1, Arecibo
AC-071507	0715001	Pavement Rehabilitation, Highway PR-715, Kilometers: 0.0 to 5.4, Cayey
AC-075206	0752001	Rehabilitation and Scouring Mitigation Bridge No. 672 Over Jacanas Creek, Highway PR-752 Kilometer: 0.8, Arroyo
AC-085209	0852002	Slab Replacement and Scour Mitigation of Bridge No. 1724, Highway PR-852, Trujillo Alto
AC-085812	0858001	Highway Safety Improvements to PR-858, Kilometers 1.4 to 1.6, Carolina
AC-091710	0917002	Reconstruction of Highway PR-917, Kilometers: 3.0 to 3.3, Las Piedras
AC-313206	3132002	Route Feasability Study to Complete Penuelas South Bypass PR-3132, From PR-132 to Existing PR-3132, Penuelas

Projects Deobligated to be Reobligated during FY's 2019-2022		
AC-Code	Fed No.	Project Description
AC-774106	7741002	Reconstruction of Highway PR-7741 Km. 3.4, Guayama
AC-805271	9999122	Replacement of Bridge No. 172 Over Descalabrado River, Highway PR-14, Coamo - Project Obligated in FY 2019
AC-010166	9999134	Toa Baja Recreational Trail (Design and Construction) - Project Obligated in FY 2019
AC-800332	9999187	Furnishing and Installation of Kilometer and Hectometer Markers, South Region - Project Obligated in FY 2019
AC-800330	9999211	Furnishing and Installation of Kilometer and Hectometer Markers, East Region
AC-000213	9999215	Feasability Study Improvements to PR-2, Mayaguez - Aguadilla
AC-000257	9999236	RFP for the Acquisition of Laboratory Management Information System (LMIS)- Project Obligated in FY 2019
AC-TBD		Rehabilitation of Bridge No. 3000 Over La Plata River PR-5, Naranjito - To be divided into three phases. Phase 1 - Improvements to PR-167 - Obligated

2019 Carry Over Funding Projects			
AC Code	Fed No.	Project Description	Amount
AC-001206	0012005	PR-12 Pavement Rehabilitation - Project Obligated in FY 2019	\$ 12,318,802.10
AC-005383	0053012	PR-53 from km 0.6 to km 7.9 - Project Obligated in FY 2019	\$ 12,184,700.00
AC-010272	0102019	Safety Improvements to PR-102 from km 7.8 to km 17.8 - Project Obligated in FY 2019	\$ 59,566.20
AC-011417	0114004	Bridge #2161 over waterway, PR-114 Km 2.2, Mayaguez - Project Obligated in FY 2019	\$ 323,100.85
AC-011534		Highway Safety Improvements of PR-115 from km. 10.84 to km. 20.4, Rincón-Aguada - Project Obligated in FY 2019	\$ 2,817,237.50
AC-014354	0143035	Bridge #780 over Matrullas River, PR-143 Km 36.0, Orocovis - Project Obligated in FY 2019	\$ 227,920.80
AC-014984		Highway Safety Improvements of PR-149 from km 0.00 to 12.80, Manatí-Ciales - Project Obligated in FY 2019	\$ 11,165,013.20
AC-091206	0902003	Bridge #2314 over Cayaguas River, off PR-902 km 0.1, San Lorenzo - Project Obligated in FY 2019	\$ 25,041.48
AC-200307		Pavement Rehabilitation and Reconstruction of PR-2 from km 96.86 to km 100.06 - Project Obligated in FY 2019	\$ 4,657,677.20
AC-800533	0052064	DTL - Phase 3 - Unit 4 - PR-52 km 4.7 to 6.4 (sta 123+80 to sta 151+66) - Project Obligated in FY 2019	\$ 14,036,765.40
AC-800542		DTL - Phase 4 - Unit 1 - PR-52/ PR-30 Caguas (km 13.96 to 16.63) - Project Obligated in FY 2019	\$ 919,039.00
AC-991202	9912001	Bridge #1058 over Río Grande de Loíza, PR-9912 Km 0.1, Cyaguas Ward, San Lorenzo - Project Obligated in FY 2019	\$ 4,017,310.24
Total			\$ 62,752,173.97

2020 Carry Over Funding Projects			
AC Code	Fed No.	Project Description	Amount
AC-010166	9999134	Construction of a new recreational trail for bicycles and pedestrians from Río Bayamon to PR-165, Toa Baja - Project Obligated in FY 2020	\$ 2,418,000.00
AC-018193	0181022	Utuado, Julio Andino Pedestrian Bridge, PR-181, San Juan - Project Obligated in FY 2020	\$ 2,294,606.65
AC-015236	0152011	Consructio, PR-152 from km 11.5 to km 13.65, Naranjito - Project Obligated in FY 2020	\$ 1,407,166.20
AC-411901	4119(1)	Construction of Las Marias Connector, Las Marias - Project Obligated in FY 2020	\$ 4,371,302.41
AC-500023		Construction, Rincón Pedestrian Route, Rincon - Project Obligated in FY 2020	\$ 5,450,000.00
AC-148506	0485001	Construction, Additional Funds for the Extension of Camuy Bicycle Trail, Camuy - Project Obligated in FY 2020	\$ 713,395.35
AC-065403	0680001	Construction, Bridge #1638 over Río Grande De Arecibo, Víctor Rojas Ave., km 0.10, Arecibo - Project Obligated in FY 2020	\$ 726,102.30
Total			\$ 17,380,572.91

2021 Carry Over Funding Projects			
AC Code	Fed No.	Project Description	Amount
AC-010266	ZP-102(16)	Bridge 1096, PR-102 km 35.40 - Guanajibo River'	\$ 5,700,000.00
AC-018193		DTL Noise Barriers	\$ 3,000,000.00
TBD	TBD	Pavement Reconstruction of PR-2 from km 180 to km 182, Sabana Grande - Pavement Lump Sum Project	\$ 6,000,000.00
AC-200298	ZP-2(81)	Pavement Reconstruction of PR-2 from km 187 to km 195, Guanica / Sabana Grande- Pavement Lump Sum Project	\$ 20,000,000.00
AC-200286	ZP-2(82)	Pavement Reconstruction at PR-1 from km 25.94 to km 32, San Juan Fase 2 - Pavement Lump Sum Project - Project Obligated in FY 2021	\$ 16,500,000.00
AC-100248	ZP-1(50)		\$ 51,200,000.00
Total			

HTA's projected fiscal situation with fiscal measures: Detail

Impacted by measure

In \$ thousands	2017-18 P	2018-19 P	2019-20 P	2020-21 P	2021-22 P	2022-23 P	6 Yr Total: FY18-FY23
Toll fares, includes [3], [5] and [13]	120,468	132,892	141,049	148,304	154,778	166,832	864,324
Gasoline Tax	131,070	139,107	140,572	142,445	144,577	146,595	844,366
Diesel Tax	12,500	12,500	12,500	12,500	12,500	12,500	75,000
Petroleum Products Tax	290,748	290,748	290,748	290,748	290,748	290,748	1,744,485
Cigarettes taxes	19,992	19,992	19,992	19,992	19,992	19,992	119,952
Motor Vehicle License Fees	28,296	29,658	29,775	29,734	29,741	29,710	176,915
Act 30 - Licenses Fees Transferred to Act	51,998	54,501	54,716	54,640	54,653	54,596	325,104
Transit Revenues	8,052	9,308	9,406	9,531	9,674	9,809	55,779
Electronic Toll Fines, includes [5]	27,177	18,948	19,148	19,403	19,693	19,968	124,338
Other income, includes [6]	4,618	6,265	7,101	7,953	8,815	8,894	43,646
Operating Revenue	694,920	713,919	725,006	735,249	745,170	759,644	4,373,909
FHWA Funds, includes [4]	132,766	405,676	321,422	180,018	153,830	153,830	1,347,542
State Funds Earmarked for CapEx	159,963	82,073	67,334	59,067	53,020	53,761	475,219
Federal Emergency Revenues	175,553	256,565	145,201	55,135	-	-	632,454
Transit Funds	51,857	70,000	70,000	25,000	25,000	25,000	266,857
Hurricane Loss Assessment - Insurance and FEMA Revenue	27,002	54,004	27,002	-	-	-	108,007
Capital Contribution	547,140	868,318	630,958	319,221	231,850	232,591	2,830,079
Total Revenues After Federal Fund Transfers	1,242,060	1,582,237	1,355,965	1,054,470	977,020	992,235	7,203,988
Right of Way	(3,300)	(3,300)	(3,300)	(3,300)	(3,300)	(3,300)	(19,800)
Design	(23,000)	(7,769)	(10,716)	(7,882)	(7,882)	(7,882)	(65,132)
Construction Local, includes [7]	(23,160)	(9,190)	(9,190)	(9,190)	(9,190)	(9,190)	(69,108)
Salaries and related benefits, includes [4], [8], [9], [10] and [12]	(46,177)	(44,896)	(36,006)	(30,817)	(28,329)	(25,796)	(212,023)
PayGo Retirement Impact, includes [9]	(13,536)	(13,327)	(11,995)	(11,995)	(11,995)	(11,995)	(74,842)
Litigation Reserve	(6,465)	(8,516)	(9,809)	(10,722)	(11,442)	(11,004)	(57,957)
Right of Way Payments	(16,626)	(13,736)	(7,068)	(1,900)	-	-	(39,330)
Other program expenses, includes [8]	(1,471)	(2,812)	(6,370)	(7,559)	(8,741)	(9,883)	(36,836)
FHWA Construction Spend Projects, includes [7]	(95,768)	(340,801)	(255,567)	(140,769)	(120,009)	(117,156)	(1,070,070)
Non-Federal Construction Projects, includes [7]	(111,750)	(30,796)	(27,606)	(129,169)	(152,734)	(152,734)	(604,790)
FHWA Construction Soft Costs, includes [7]	(36,260)	(51,315)	(49,614)	(22,967)	(18,821)	(21,674)	(200,651)
Non-Federal Construction Soft Costs, includes [7]	(14,153)	(6,800)	(6,481)	(22,556)	(24,989)	(24,686)	(99,665)
Federal Emergency Repair Program	(175,553)	(256,565)	(145,201)	(55,135)	-	-	(632,454)
Local Emergency Repair Program	(6,496)	(7,780)	(3,240)	(2,484)	-	-	(20,000)
Transit CIP	(31,000)	(50,000)	(50,000)	(5,000)	(5,000)	(5,000)	(146,000)
Hurricane Loss Assessment - Local Funding Needs	(1,552)	(3,104)	(1,552)	-	-	-	(6,209)
Hurricane Loss Assessment - Insurance / FEMA Covered	(27,002)	(54,004)	(27,002)	-	-	-	(108,007)
Total Construction	(633,269)	(904,711)	(660,717)	(461,444)	(402,432)	(400,300)	(3,462,873)
Salaries and related benefits, includes [8], [9], [10] and [12]	(39,543)	(38,540)	(26,966)	(20,421)	(17,539)	(14,513)	(157,522)
PayGo Retirement Impact, includes [9]	(4,423)	(4,355)	(3,919)	(3,919)	(3,919)	(3,919)	(24,454)
Toll highways administration and maintenance, includes [5] and [14]	(35,278)	(41,692)	(37,317)	(34,404)	(35,653)	(35,023)	(219,368)
Train operating and maintenance costs, includes [11]	(65,527)	(67,262)	(67,003)	(69,084)	(58,397)	(60,330)	(387,603)
Integrated transportation system, includes [11] and [13]	(14,603)	(11,538)	(11,834)	(12,513)	(13,225)	(13,570)	(77,281)
Other operating expenses, includes [1] and [8]	(30,778)	(41,305)	(30,359)	(28,216)	(26,775)	(25,501)	(182,935)
Total operating expenses	(190,151)	(204,691)	(177,399)	(168,557)	(155,507)	(152,857)	(1,049,162)
Total expenses	(823,421)	(1,109,403)	(838,115)	(630,001)	(557,939)	(553,157)	(4,512,035)
Total Fin. Gap Post-Measures before Rev Retention & Gov. Funding	418,639	472,834	517,849	424,469	419,082	439,078	2,691,952
Retained Revenues to Central Government	(534,603)	(546,505)	(548,303)	(550,059)	(552,211)	(554,141)	(3,285,822)
Total Fin. Gap Post-Measures post-Rev Retention & pre-Gov. Funding	(115,964)	(73,671)	(30,454)	(125,589)	(133,129)	(115,062)	(593,870)
Transfer from Government of PR	138,100	97,300	73,900	222,400	238,000	224,900	994,600
Total Fin. Gap Post-Measures after Rev Retention & Gov. Funding	22,136	23,629	43,446	96,811	104,871	109,838	400,730

Revised HTA Fiscal Plan