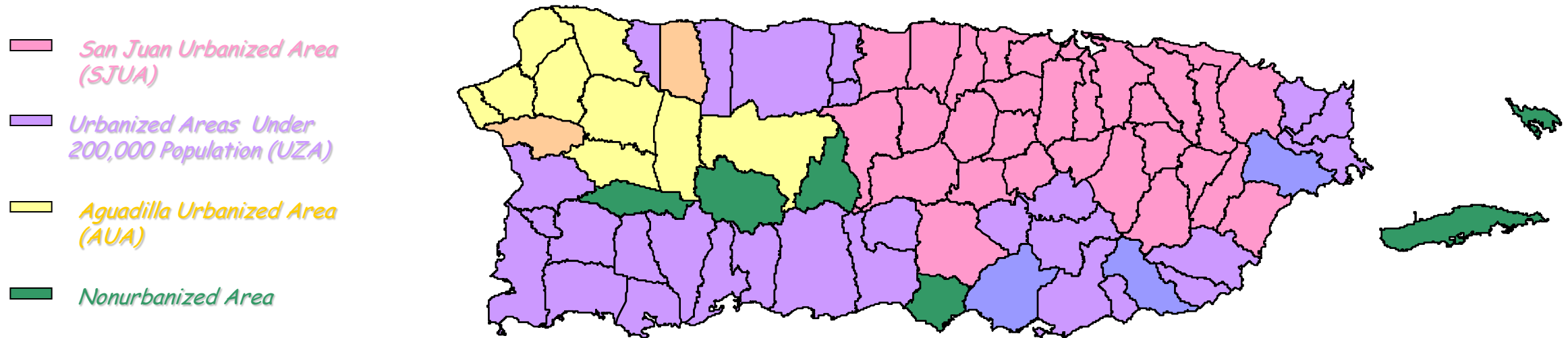




Government of Puerto Rico
Puerto Rico Department of Transportation and Public Works
Puerto Rico Highway and Transportation Authority



Statewide Transportation Improvement Program (STIP)
Fiscal Years 2017-2020

Amendment #3 ADMINISTRATIVE MODIFICATION #2

April 2019- Final





Government of Puerto Rico
Puerto Rico Department of Transportation and Public Works
Puerto Rico Highway and Transportation Authority

Statewide Transportation Improvement Program (STIP)

Fiscal Years 2017-2020

The preparation of this document was financed in part through a grant from the U.S. Department of Transportation, Federal Transit Administration, and Federal Highway Administration under Chapter 53 of 49 U.S.C. and 23 U.S.C.



Statewide Transportation Improvement Program (STIP) Fiscal Years 2017-2020

INTRODUCTION

The Puerto Rico Department of Transportation and Public Works (PRDTPW), as the umbrella agency for transportation, and the Puerto Rico Highways and Transportation Authority (PRHTA) prepare this Statewide Transportation Improvement Program (STIP), which includes the proposed distribution, by projects, of the federal funds assigned to Puerto Rico for the fiscal years of 2017 to 2020, through programs of the Federal Highway Administration (FHWA) and the Federal Transit Administration (FTA), to which it is presented for joint approval.

This STIP includes transit and highway projects for both urbanized and non-urbanized (rural) areas, thus covering all of Puerto Rico. Programmed projects result from a planning process that is in accordance with 23 USC 420 and 511, 49 USC and all other relevant federal or Commonwealth legislation. The portion of the STIP corresponding to the metropolitan and urbanized areas was developed in cooperation with the Metropolitan Planning Organization (MPO). The members of the MPO include representatives from municipal governments (Mayors) and State involved in transportation issues as well as operators of Mass Transportation Systems and State-Level Planning Agencies. The MPO's were provided with estimates of available Federal funds which can be utilized in developing the Transportation Improvement Programs (TIP). The TIP's were included without modification in the STIP, once approved by the MPO.

The PRDTPW provides for public involvement in development of this STIP. As part of the public participation process and complying with the federal regulations, the PRDTPW also considers petitions of projects from the municipalities, agencies and the general public.

The STIP includes:

- 1- A list of priorities transportation projects proposed to be carried out in the first 4 years.
- 2- Cover a period of not less than 4 years.
- 3- Contain only projects consistent with the statewide plan.

Is financially constrained by year and include financial information to demonstrate which projects are to be implemented.

This document includes the priority list of proposed projects that are to be undertaken by year, consistent with the transportation plan and are financially constrained. Projects included in the Annual Element can be implemented using the allocation of funds for Fiscal Year 2017 and carryover funds.

General transportation priorities are defined as follows:

- 1- Regional projects, projects which involve several municipalities
- 2- Public transportation projects of high impact and investment
- 3- Carryover projects
- 4- Continuity projects
- 5- Construction of transportation facilities
- 6- Improvements of existing transportation facilities
- 7- Construction of shelters/stop for transportation services
- 8- Acquisition of transit and paratransit vehicles to start, maintain or expand local and regional services
- 9- Preventive maintenance cost for transit vehicles
- 10- Operational assistant to paratransit services
- 11- Construction of facilities for maintenance garage for transit vehicles
- 12- Transit enhancement
- 13- Transit security and transit safety projects
- 14- Transportation projects for elderly and handicapped
- 15- Capital and operating expenses that support new public transportation services and alternatives beyond those required by the Americans with Disabilities Act of 1990 (ADA)
- 16- Capital, planning, and operating expenses that support the development and maintenance of transportation services designed to transport low-income individuals to and from jobs and activities related to their employment and to support reverse commute projects.
- 17- State of Good Repair Program
- 18- Bus and Bus Facilities Program

Through an established process as describe in the State Management Plan (SMP), the Public Involvement Plan (PIP) and the MPO Internal Regulations, see (http://www.dtop.gov.pr/det_content.asp?cn_id=325), the State solicits and identifies projects from Urbanized and Non-Urbanized, to be include in TIP/STIP Programs.

Statewide Transportation Improvement Program (STIP) Fiscal Years 2017-2020

The STIP is presented in self-explanatory tables with projects organized by priority by mode of transportation and type of Highways projects. This document is divided in two mayor components, the mass transportation projects, carryout with FTA funds and the highways projects, carryout with FHWA funds. Both components are divided by Urbanized and Non-Urbanized projects. The mass transportation projects are identifying by the different FTA programs, being the carryover projects the first listed on each Program.

The Annual Element is presented as part of the Four Year Program.

Since the beginning of the requirement that MPO's be constituted and because of the wide powers and resources that the PRDTPW has in our relatively small Island, this Agency was designated as the operational and technical staff of the MPO for all the urbanized areas in Puerto Rico.

To assure a forum for cooperative decision-making in the planning process, this MPO makes policy and programming decisions through three Policy Committees.

The first Policy Board Committee is for the San Juan Urbanized Area (SJUA), defined by the 2010 Census as falling in the funding category of areas with over one million inhabitants and comprising the following thirty-eight (38) municipalities:

Comprising Municipalities – San Juan Urbanized Area (SJUA)			
Aguas Buenas	Cidra	Loíza	San Juan
Aibonito	Coamo	Manatí	San Lorenzo
Barranquitas	Comerio	Maunabo	Toa Baja
Bayamón	Corozal	Morovis	Toa Alta
Caguas	Dorado	Naguabo	Trujillo Alto
Canóvanas	Guaynabo	Naranjito	Vega Alta
Carolina	Gurabo	Orocovis	Vega Baja
Cataño	Humacao	Patillas	Yabucoa
Cayey	Juncos	Río Grande	
Ciales	Las Piedras	Salinas	

The second Policy Board Committee is for Urbanized Area of Aguadilla (AUA), which falls in the funding category of areas with over 200,000 and less than one million inhabitants. It is defined as comprising the following eleven (11) municipalities:

Comprising Municipalities – Aguadilla Urbanized Area (AUA)			
Aguada	Camuy	Las Marías	Rincón
Aguadilla	Isabela	Moca	Utua
Añasco	Lares	San Sebastián	

The third Policy Board Committee is for Urbanized Areas Under 200,000 Population (UZA), which falls in the funding category of areas with under 200,000 and over than 50,000 in population. It is defined as comprising the following twenty-nine (29) municipalities:

Urbanized Area	Comprising Municipalities – UZA
Arecibo	Arecibo, Camuy, Hatillo, Quebradillas
Fajardo	Ceiba, Fajardo, Luquillo, Naguabo
Florida-Imbéry-Barceloneta	Arecibo, Barceloneta, Florida, Manatí
Guayama	Arroyo, Guayama, Patillas, Salinas
Juana Díaz	Juana Díaz, Villalba
Mayagüez	Añasco, Hormigueros, Mayagüez
Ponce	Ponce
San Germán – Cabo Rojo	Cabo Rojo, Lajas, Sabana Grande, San Germán
Yauco	Guánica, Guayanilla, Peñuelas, Yauco

The Policy Board Committee also includes representatives from the following agencies involved with the transportation issues:

1. Voting Members:
 - i. The Secretary of the Puerto Rico Department of Transportation and Public Works (PRDTPW)
 - ii. The Executive Director of the Puerto Rico Highways and Transportation Authority (PRHTA)
 - iii. The Executive Director of the Puerto Rico Integrated Transit Authority (PRITA)

Statewide Transportation Improvement Program (STIP) Fiscal Years 2017-2020

- iv. The Executive Director of the Maritime Transportation Authority (MTA)
 - v. The President and General Manager of the Metropolitan Bus Authority (MBA)
 - vi. The Executive Director of the Port Authority (PA)
 - vii. The Chairman of the Planning Board (PB)
 - viii. The President of the Public Services Commission (PSC)
 - ix. The Executive Director of the Permissions Management Office (PMO)
 - x. The President of the Environmental Quality Board (EQB)
 - xi. The Secretary of the Department of Environmental and Natural Resources (DENR)
2. Non-voting Members:
- i. The Division Administrator, Region I of the Federal Highway Administration (FHWA)
 - ii. The Regional Administrator, Region IV of the Federal Transit Administration (FTA)

As a result of the 2010 Census, the urbanized area boundaries in Puerto Rico were not significantly change, with some previously defined urban areas being subdivided while others were consolidated and expanded and new ones were designated. The results of these changes is that only 6 municipalities, out of the 78 that comprise the Commonwealth, do not have within their geographical boundaries any part of the eleven (11) urbanized or metropolitan areas currently designated for Puerto Rico, and therefore do not participate in the technical and policy committees of the MPO. These Six (6) non-urbanized municipalities are:

Comprising Municipalities	
Adjuntas	Maricao
Culebra	Santa Isabel
Jayuya	Vieques

Recognizing that these rural or non-urbanized municipalities have the right to participate in the ongoing process of developing a new Statewide Transportation Plan (STP), and in order to follow a logical planning process for Puerto Rico’s transportation system, the PRDTPW/PRHTA develop the STP and the Urbanized Areas’ Long Range Transportation Plans (LRTP’s) within a regionalization scheme that incorporates the six non-urbanized municipalities within regional transportation plans.

PROJECT EVALUATIONS

The following criteria were utilize to evaluated the petitions received to be consider in the programming for FY 2017-2020 TIPs/STIP:

- Compliance with FAST Act planning factors; and
- Consistency with Long Range Transportation Plan.

The PRHTA Central Planning and Coordination Work Group (CPCWG) with the San Juan, Aguadilla and UZA Technical Committee reviewed and submitted for consideration of the PRMPO the list of projects to be including in the TIPs/STIP.

FIXING AMERICA’S SURFACE TRANSPORTATION (FAST) ACT

Fixing America’s Surface Transportation (FAST) Act was signed by President Obama on December 4, 2015. The FAST Act maintains its focus on safety, keeps intact the established structure of the various highway-related programs we manage, continues efforts to streamline project delivery and, for the first time, provides a dedicated source of federal dollars for freight projects. FAST Act is the federal authorization for federal highway and transit programs. FAST Act creates a streamlined, performance-based, and multimodal program to address the many challenges facing the U.S. transportation system. FAST Act builds on and refines many of the highway, transit, bike, and pedestrian programs and policies established in 1991.

FEDERAL HIGHWAY ADMINISTRATION (FHWA)

The FAST Act largely maintains current program structures and funding shares between highways and transit. It is a down-payment for building a 21st century transportation system. The law also makes changes and reforms to many Federal transportation

Statewide Transportation Improvement Program (STIP) Fiscal Years 2017-2020

programs, including streamlining the approval processes for new transportation projects, providing new safety tools, and establishing new programs to advance critical freight projects.

Below is a more detailed summary of some FAST Act provisions.

PROJECT DELIVERY: DOT has been a leader in reducing the bureaucratic red tape that can stall and delay critical transportation projects from moving forward. The FAST Act adopted a number of Administration proposals to further speed the permitting processes while still protecting environmental and historic treasures and also codifying the online system to track projects and interagency coordination processes.

FREIGHT: The FAST Act would establish both formula and discretionary grant programs to fund critical transportation projects that would benefit freight movements. These programs are similar to what the Administration proposed and will for the first time provide a dedicated source of Federal funding for freight projects, including multimodal projects. The Act emphasizes the importance of Federal coordination to focus local governments on the needs of freight transportation providers.

INNOVATIVE FINANCE BUREAU: The FAST Act establishes a new National Surface Transportation and Innovative Finance Bureau within the Department to serve as a one-stop shop for state and local governments to receive federal funding, financing or technical assistance. This builds on the work of the Department's Build America Transportation Investment Center and provides additional tools to improve coordination across the Department to promote innovative finance mechanisms. The Bureau is also tasked with responsibility to drive efficiency in the permitting process, consistent with our request to establish a dedicated permitting office.

TIFIA: The TIFIA Loan program provides important financing options for large projects and public-private partnerships. The FAST Act includes organizational changes that will provide an opportunity for important structural improvements with the potential to accelerate the delivery of innovative finance projects. However, FAST's cut to the TIFIA program could constrain growth in this area over the course of the bill.

SAFETY: The FAST Act includes authority sought by the Administration to prohibit rental car companies from knowingly renting vehicles that are subject to safety recalls. It also increased maximum fines against non-compliant auto manufacturers from \$35 million to \$105 million. The law also will help bolster the Department's safety oversight of transit agencies and also streamlines the Federal truck and bus safety grant programs, giving more flexibility to States to improve safety in these areas. However, we know the bill also took a number of steps backwards in terms of the Department's ability to share data with the public and on the Department's ability to exercise aggressive oversight over our regulated industries.

TRANSIT: The FAST Act includes a number of positive provisions, including reinstating the popular bus discretionary grant program and strengthening the Buy America requirements that promote domestic manufacturing through vehicle and track purchases.

LADDERS OF OPPORTUNITY: The Act includes a number of items that strengthen workforce training and improve regional planning. These include allocating slightly more formula funds to local decision makers and providing planners with additional design flexibilities. Notably, FAST makes Transit Oriented Development (TOD) expenses eligible for funding under highway and rail credit programs. TOD promotes dense commercial and residential development near transit hubs in an effort to shore up transit ridership and promote walkable, sustainable land use.

FAST Act re-establishes the Puerto Rico Highway Program (PRHP) in 23 U.S. C. 165(b). This is an allocated program under the Territorial and Puerto Rico Highway Program to carry out under provisions of Chapter 1 Title 23 of the U. S. Code. Puerto Rico is treated as a State except for provisions related to apportionment or as otherwise provided. The funds must be for activities under National Highway Performance Program (50%), Highway Safety Improvement Program (25%) and any activities under Chapter 1 of Title 23(25%).

FEDERAL TRANSIT ADMINISTRATION (FTA)

MAP-21 transit program provisions further several important goals, including safety, state of good repair, performance, and program efficiency. MAP-21 gives the Federal

Statewide Transportation Improvement Program (STIP) Fiscal Years 2017-2020

Transit Administration (FTA) significant new authority to strengthen the safety of public transportation systems throughout the United States. The Act also puts new emphasis on restoring and replacing our aging public transportation infrastructure by establishing a new needs-based formula program and new asset management requirements. In addition, it establishes performance-based planning requirements that align Federal funding with key goals and tracks progress towards these goals.

Finally, MAP-21 improves the efficiency of administering grant programs by consolidating several programs and streamlining the major capital investment grant program known as “New Starts.” All these changes continue within the FAST Act.

NEW PROGRAMS

Safety

MAP-21 grants FTA the authority to establish and enforce a new comprehensive framework to oversee the safety of public transportation throughout the United States. FTA will develop safety performance criteria for all modes of public transportation (rail, bus, etc.). The new law requires all recipients of FTA funding to develop agency safety plans that include performance targets, strategies, and staff training. For rural recipients, the plan may be drafted by the State. For small urban systems, FTA must issue a rule designating which small urban systems may have their safety plans drafted by the State. These measures and targets must be incorporated into metropolitan and statewide transportation plans and transportation improvement programs.

MAP-21 also grants FTA enforcement authority and permits FTA to issue directives, require more frequent oversight of transit systems, impose more frequent reporting requirements, and require that formula grant funds be spent to correct safety deficiencies before funds are spent on other projects.

Asset Management Provisions

MAP-21 requires FTA to define the term “state of good repair” and create objective standards for measuring the condition of capital assets, including equipment, rolling stock, infrastructure, and facilities. Based on that definition, FTA must then develop performance measures under which all FTA grantees will be required to set targets. All

FTA grantees and their sub-recipients are required to develop transit asset management plans. These plans must include, at a minimum, capital asset inventories, condition assessments, and investment prioritization. Each designated recipient of FTA formula funding will be required to report on the condition of its system, any change in condition since the last report, targets set under the above performance measures, and progress towards meeting those targets. These measures and targets must be incorporated into metropolitan and statewide transportation plans, transportation improvement programs (TIPs), and statewide transportation improvement program (STIP).

Emergency Relief

This new program assists States and public transportation systems with emergency-related expenses. Emergencies are defined as natural disasters affecting a wide area or a catastrophic failure from an external cause for which the governor of a State has declared an emergency (and the Secretary of Transportation has concurred) or the President has declared a major disaster. The program funds capital projects to protect, repair, reconstruct, or replace equipment and facilities.

It also funds transit agency operating costs related to evacuation, rescue operations, temporary public transportation service, or changing public transportation route service before, during, or after an emergency in an area directly affected. The grants only cover expenses not reimbursed by the Federal Emergency Management Agency (FEMA). The program will provide immediate funding, similar to the FHWA emergency program. Funding will be appropriated by Congress as needed.

Transit-Oriented Development Planning Pilot

MAP-21 creates a new discretionary pilot program for transit-oriented development (TOD) planning grants. Eligible activities include comprehensive planning in corridors with new rail, bus rapid transit, or core capacity projects. The comprehensive plans should seek to enhance economic development, ridership, and other goals; facilitate multimodal connectivity and accessibility; increase access to transit hubs for pedestrian and bicycle traffic; enable mixed-use development; identify infrastructure needs associated with the project; and include private sector participation.

The following sections describe some of the various funding sources for FTA programs, which are including in this document:

Statewide Transportation Improvement Program (STIP) Fiscal Years 2017-2020

- §5307 Urbanized Area Formula Grants
- §5310 Enhanced Mobility of Seniors and Individuals with Disabilities
- §5311 No-Urbanized Area Formula Grants
- §5337 State of Good Repair Grants
- §5339 Bus and Bus Facilities Grants

URBANIZED AREA FORMULA GRANTS (SECTION 5307)

The PRHTA is the designated recipient of funds apportioned to the Puerto Rico UZA. The funds are apportioned based on legislative formulas, with different formulas applying to UZAs with populations less than 200,000. The Puerto Rico UZA apportionment formula is based on population and population density statistics from the most recent decennial census.

This program provides grants to urbanized areas to support public transportation. Funding is distributed by formula based on the level of transit service provision, population, and other factors. The section 5307 provides federal funds for capital, planning, job access and reverse commute projects, and, in this case, operating assistance for public transportation in urbanized area with a population of less than 200,000. The program remains largely unchanged with a few exceptions:

Job access and reverse commute activities now eligible

Activities eligible under the former Job Access and Reverse Commute (JARC) program, which focused on providing services to low-income individuals to access jobs, are now eligible under the Urbanized Area Formula program. These include operating assistance with a 50 percent local match for job access and reverse commute activities. In addition, the urbanized area formula for distributing funds now includes the number of low-income individuals as a factor. There is no floor or ceiling on the amount of funds that can be spent on job access and reverse commute activities.

Expanded eligibility for operating expenses for systems with 100 or fewer buses

MAP-21 expands eligibility for using Urbanized Area Formula funds for operating expenses. Previously, only urbanized areas with populations below 200,000 were eligible to use Federal transit funds for FTA of funding for operating expenses. Under MAP-21, a special rule allows recipients in urbanized areas with populations of 200,000 or above and that operate 100 or fewer buses in fixed route service during peak hours, to receive a grant for operating assistance subject to a maximum amount per system as explained below:

- a. Public transportation systems that operate a minimum of 76 buses and a maximum of 100 buses in fixed route service during peak service hours may receive operating assistance in an amount not to exceed 50 percent of the share of the apportionment that is attributable to such systems within the urbanized area, as measured by vehicle revenue hours.
- b. Public transportation systems that operate 75 or fewer buses in fixed route service during peak service hours may receive operating assistance in an amount not to exceed 75 percent of the share of the apportionment that is attributable to such systems within the urbanized area, as measured by vehicle revenue hours.

Eligibility for Safety Certification Training

The section 5307 funds are permitted to use not more than 0.5 percent of their formula funds under the Urbanized Area Formula Program to pay not more than 80% of the cost of participation for an employee who is directly responsible for safety oversight to participate in public transportation safety certification training. Safety certification training program requirements will be established in accordance with section 5329.

ENHANCED MOBILITY OF SENIORS AND INDIVIDUALS WITH DISABILITIES PROGRAM (SECTION 5310)

This program provides formula funding to increase the mobility of seniors and persons with disabilities. Funds are apportioned based on the commonwealth share of the targeted populations and are now apportioned to the commonwealth for all areas fewer than 200,000 and large urbanized areas (over 200,000). The former New Freedom

Statewide Transportation Improvement Program (STIP) Fiscal Years 2017-2020

program (5317) is folded into this program. The New Freedom program provided grants for services for individuals with disabilities that went above and beyond the requirements of the Americans with Disabilities Act (ADA). Activities eligible under New Freedom are now eligible under the Enhanced Mobility of Seniors and Individuals with Disabilities program.

Projects selected for funding must be included in a locally developed, coordinated public transit human services transportation plan; and the competitive selection process, which was required under the former New Freedom program, is now optional. At least 55 percent of program funds must be spent on the types of capital projects eligible under the former section 5310 -- public transportation projects planned, designed, and carried out to meet the special needs of seniors and individuals with disabilities when public transportation is insufficient, inappropriate, or unavailable. The remaining 45 percent may be used for: public transportation projects that exceed the requirements of the ADA; public transportation projects that improve access to fixed-route service and decrease reliance by individuals with disabilities on complementary paratransit; or, alternatives to public transportation that assist seniors and individuals with disabilities. Using these funds for operating expenses requires a 50 percent local match while using these funds for capital expenses (including acquisition of public transportation services) requires a 20 percent local match.

STATE OF GOOD REPAIR GRANTS (SECTION 5337)

MAP-21 establishes a new grant program to maintain public transportation systems in a state of good repair. This program replaces the fixed Guideway modernization program (Section 5309).

Funding is limited to Fixed Guideway systems (including rail, bus rapid transit, and passenger ferries) and high intensity bus (high intensity bus refers to buses operating in high occupancy vehicle (HOV) lanes.) Projects are limited to replacement and rehabilitation, or capital projects required to maintain public transportation systems in a state of good repair. Projects must be included in a transit asset management plan to receive funding. The new formula comprises: (1) the former Fixed Guideway modernization formula; (2) a new service-based formula; and (3) a new formula for buses on HOV lanes.

BUS AND BUS FACILITIES FORMULA GRANTS (SECTION 5339)

A new formula grant program is established under Section 5339, replacing the previous Section 5309 discretionary Bus and Bus Facilities program. This program is a source of funding for the urbanized area, but replaces the previous discretionary program under which the transit system was able to obtain several large grants. The program provides funding to replace, rehabilitate, and purchase buses and related equipment as well as construct bus-related facilities.

LONG RANGE TRANSPORTATION PLAN CONSISTENCY

A primary consideration in the selection of projects is the consistency with the LRTP. The LRTP is a regional plan for surface transportation projects that are regional significance and address the projected surface transportation needs of Puerto Rico residents and visitors.

Using the LRTP as the starting point, major projects that were expected to be ready for implementation within the four-year TIP programming period, were considered by the UZA PRMPO members. The PRMPO members requested project listings also included surface transportation projects and highways projects that are proposed to be funded with federal funds.

REVISION TO THE TIP

The following administrative provisions have been established in order to ensure timely implementation and oversight of the TIPs/STIP for FTA and FHWA project. A revision refers to a change to the TIPs/STIP that occurs as needed. A minor revision is an “administrative modification,” while a major revision is an “amendment,” as described below:

ADMINISTRATIVE MODIFICATION

Administrative modifications are minor revisions to the TIPs/STIP. These types of revisions do not require solicitation of public comment or re-demonstration of financial constraint. However, the TIPs/STIP must remain financially constrained, and administrative modifications must not result in the addition or deletion of another

Statewide Transportation Improvement Program (STIP) Fiscal Years 2017-2020

project, including the deferral of a project to a year that is outside of the four year TIPs/STIP. There are two types of administrative modifications, **pre-approved** and **expedited**:

Pre-Approved Administrative Modifications

To prevent TIPs/STIP procedures from becoming overly burdensome, Federal regulations allow procedures for administrative modifications to be commensurate with its perceived impact. Recognizing the need to streamline the process for these minor changes, pre-approved administrative modifications, are true as long as the following conditions apply:

- The administrative modifications do not affect financial constraint of the TIPs/STIP; and
- The administrative modification does not change the scope of the project or the environmental determination.

The following revisions could be considered as administrative modifications:

- a) The source of federal funds designated for a project may be revised to reflect a different funding program administered by the same U.S. DOT operating agency.
- b) Federal funding for a project may be changed to local funding.
- c) The amount programmed for a project phase may be revised to reflect changes in cost estimates. Additional funding is limited to the **lesser of 20 percent or \$2 million**.
- d) Additional federal funding, such as congressional earmarks or discretionary funds may be added to a project currently included in the TIPs/STIP.
- e) In order to expedite project selection for implementation and ensure timely TIPs/STIP implementation, projects may be advanced from their programmed year if they are “ready-to-go.”
- f) Projects may be deferred to a later year if they are not “ready-to-go” as originally programmed.
- g) A project phase may be deleted or deferred to a year that is outside of the four -year TIPs/STIP as long as another phase of the project remains in the TIPs/STIP and the project’s scope is not affected.

- h) Changes may be made to projects that are included in the TIPs/STIP for illustrative purposes.
- i) A project’s description may be revised or clarified as long as the project’s scope is not affected.

Earmarks and discretionary funds are pre-approved administrative modifications.

Expedited Administrative Modifications

Requests for expedited approval of administrative modifications are submitted directly to the PRMPO Policy Committee without solicitation of public comment. The administrative modification must not affect the financial constraint of the TIPs/STIP.

Expedited administrative modifications include the following:

- a) Changing from replacement buses to expansion buses (and versa).
- b) Changing the scope of a project to accommodate environmental impact mitigation measures.
- c) Changing the size of revenue rolling stock (e.g. vans, 30’ buses) if the changes results in a change in the total carrying capacity by **20 percent or less**.

Changing the quantity for the acquisition for revenue rolling stock that **exceeds 20 percent (or minus)** of the original quantity.

AMENDMENT

In the Metropolitan Transportation Planning Final Rule an Amendment “means a revision to a long-range statewide or metropolitan transportation plan, TIPs, or STIP that involves a major change to a project included in a metropolitan transportation plan, TIPs, or STIP, including the addition or deletion of a project or a major change in project cost, project/project phase initiation dates, or a major change in design concept or design scope (e.g., changing project termini or the number of through traffic lanes). The changes to projects those are included only for illustrative purposes do not require an amendment. An amendment is a revision that requires public review and comment, re-demonstration of fiscal constraint, or a conformity determination (for metropolitan transportation plans and TIPs involving “non-exempt” projects in nonattainment and

Statewide Transportation Improvement Program (STIP) Fiscal Years 2017-2020

maintenance areas). In the context of a long-range statewide transportation plan, an amendment is a revision approved by the State in accordance with its public involvement process.”

If the amendment is required, it shall be processed through the PRMPO administrative processes with communication of the changes to the PRMPO policy board, PRDTPW and FHWA/FTA. An amendment requires public review and comment, re-demonstration of fiscal constraint, and a conformity determination in air quality non-attainment and maintenance areas, as needed.

Within the context of current planning rules amendment guidelines, can be further categorized as minor or major.

Major amendment includes the following actions:

- a) Adding a project to the TIPs/STIP.
- b) Deleting a project from the TIPs/STIP, including deferring a project to a year that is outside of the four-year TIPs/STIP.
- c) Significantly modifying the design concept or design scope of a programmed project (e.g., changing the project scope). For projects programmed with FTA funds, a change in a project’s scope is considered “major” if the change materially alters the objective or description of the project, or the size, type, or quantity of items. Examples include:
 - 1- Changing the size of revenue rolling stock (e.g. vans, 30’ buses) if the change results in a change in the total carrying capacity by **more than 20 percent**.
 - 2- Changing the quantity for revenue rolling stock that are **more than 20 percent (plus)** of the original quantity.

Revising the amount programmed for a project phase if it increases the estimated total project cost by **more than 20 percent or \$2 million**.

THE PRHTA FIVE YEARS PRIORITY CAPITAL IMPROVEMENT PROGRAM (CIP)

The PRHTA CIP is the basis for preparation of the STIP and TIP’s for FHWA federal-aid-projects. Highways and Transportation projects using FHWA funds are also included in the Five-Year CIP, updated no less than once a year. This Program is based on the Agency budget that is financed by revenues from gasoline and diesel taxes, vehicles registration fees, toll road collection, the federal funds apportionment’s (FHWA/FTA), and interim financing and bonds issues.

As a medium range plan the CIP is consistent with the twenty-year master plan prepared by the Puerto Rico Planning Board for the San Juan Metropolitan Region (SJMR). It also considers the metropolitan area transportation studies, the Statewide Transportation Study results and recommendations. Highway projects priorities are based on the following factors:

- Support of public policy regarding land use and development, as established in long and medium range plans
- Improving condition and level of service of existing facilities
- Presence in the master plan
- Projects requested by citizens, legislators, agencies and elected local officials
- Provision of new and improved access to Industrial Parks, Ports, Airports and other points of agricultural, tourism, or commercial importance activities
- Traffic analysis and projections
- Cost benefits analysis of competing projects
- Availability of funds
- Coordination with federal agencies

During the year, the CIP is subjected to continued analysis and changes resulting from project delays in design, increases or decreases in project cost estimates, and other related information. The CIP is updated at least once a year, to reflect changes in bidding dates, project cost, scope of works, and project termini, among other elements.

In compliance with Law Number 74 of the year 1965, the HTA prepares a Capital Improvement Program (CIP), in which all highway and transportation projects, both federal (FHWA) funded and non-federal funded projects, are program for a five year

Statewide Transportation Improvement Program (STIP) Fiscal Years 2017-2020

period. The highway and transportation projects that appeared in the CIP are consistent with the TIP and STIP, which in turn are based on the projects recommended on the Regional (UZAS) and the Metropolitan Long Range Transportation Plans.

The CIP is included in the Four Year Investment Program (PICA which stands for Programa de Inversiones de Cuatro Años) prepared by the Puerto Rico Planning Board.

The Program Office of the HTA evaluates the highway project petitions based on the following criteria:

- Support of the public policy regarding land use and development, as establish in the Islandwide Long Range Transportation Plans
- Improving condition and level of service of existing facilities
- Presence in the Islandwide, Metropolitan or Regional Long Range Transportation Plans
- Provision of new and improved access to industrial parks, ports, airports, and other activities such as: agricultural, tourism, or commercial centers
- Traffic analysis projections
- Availability of funds

- Cost benefits analysis of competing projects
- Coordination with federal agencies

During the year, the CIP is subject to continued analysis and changes resulting from project delays in design, increases or decreases in projects cost estimates, and other related information. The CIP is updated at least once a year, to reflect changes in bidding dates, project cost, scope of work, and project termini, among other elements.

Statewide Transportation Improvement Program (STIP) Fiscal Years 2017-2020

The Puerto Rico Highway and Transportation Authority (PRHTA) is submitting the Statewide Transportation Improvement Program (STIP) for the FY 2017-2020 to the Federal Transit Administration (FTA) and the Federal Highway Administration (FHWA) for their joint consideration and approval. The PRHTA certifies that the transportation planning process is being carried out in accordance with all applicable requirements of:

- (1) 23 U.S.C. 134 and 135, 49 U.S.C. 5303 and 5304, and this part;
- (2) Title VI of the Civil Rights Act of 1964, as amended (42 U.S.C. 2000d-1) and 49 CFR part 21;
- (3) 49 U.S.C. 5332, prohibiting discrimination on the basis of race, color, creed, national origin, sex, or age in employment or business opportunity;
- (4) Section 1101(b) of the FAST Act (Pub. L. 114-357) and 49 CFR part 26 regarding the involvement of disadvantaged business enterprises in DOT funded projects;
- (5) 23 CFR part 230, regarding implementation of an equal employment opportunity program on Federal and Federal-aid highway construction contracts;
- (6) The provisions of the Americans with Disabilities Act of 1990 (42 U.S.C. 12101 *et seq.*) and 49 CFR parts 27, 37, and 38;
- (7) In States containing nonattainment and maintenance areas, sections 174 and 176(c) and (d) of the Clean Air Act, as amended (42 U.S.C. 7504, 7506(c) and (d)) and 40 CFR part 93;
- (8) The Older Americans Act, as amended (42 U.S.C. 6101), prohibiting discrimination on the basis of age in programs or activities receiving Federal financial assistance;
- (9) 23 U.S.C. 324, regarding the prohibition of discrimination based on gender; and
- (10) Section 504 of the Rehabilitation Act of 1973 (29 U.S.C. 794) and 49 CFR part 27 regarding discrimination against individuals with disabilities.

This STIP includes projects for the SJTMA, which is considered an attainment area for air quality standard for particulate matter. The MPO Policy Committee approved the area's TIPs with the understanding that the plan complies with Sections 174 and 176 (c) and (d) of the Clean Air Act as amended (42 U.S.C. 7504, 7506 (c) and (d)).

6/march/2018
Date


Eng. Carlos M. Contreras Aponte
Secretary and President of PRMPO

Statewide Transportation Improvement Program (STIP) Fiscal Years 2017-2020

Federal Transit Administration (FTA)

Summary of Total Federal Estimated Projects Costs

FTA Section	Fiscal Years				TOTAL
	2017	2018	2019	2020	
Section 5307	\$ 76,469,753.99	\$ 75,499,035.59	\$ 38,843,980.27	\$ 34,013,367.91	\$ 224,826,137.76
Section 5310	\$ 20,345.00	\$ 4,582,470.00	\$ -	\$ -	\$ 4,602,815.00
Section 5311	\$ 9,145,000.00	\$ 5,643,556.96	\$ 3,061,407.82	\$ 1,012,638.95	\$ 18,862,603.73
Section 5311 RTAP	\$ 184,900.00	\$ -	\$ -	\$ -	\$ 184,900.00
Section 5329	\$ 771,212.00	\$ -	\$ -	\$ -	\$ 771,212.00
Section 5337	\$ 1,986,642.00	\$ 11,000,000.00	\$ 5,000,000.00	\$ 5,000,000.00	\$ 22,986,642.00
Section 5339	\$ 4,085,203.00	\$ 7,873,661.00	\$ 2,722,277.60	\$ 2,413,601.60	\$ 17,094,739.00
Total	\$ 92,663,055.99	\$ 104,598,723.55	\$ 49,627,665.69	\$ 42,439,608.45	\$ 289,329,049.49

Project Financial Plan for FTA Programs

A. San Juan Urbanized Area

I. The Federal cost for projects, for FTA programs, are as follows:

FTA Section	Fiscal Years				TOTAL
	2017	2018	2019	2020	
Section 5307	\$ 52,385,116.50	\$ 30,050,370.50	\$ 18,751,676.67	\$ 18,009,650.97	\$ 119,196,814.63
Section 5310	\$ -	\$ 2,563,719.90	\$ -	\$ -	\$ 2,563,719.90
Section 5329	\$ 771,212.00	\$ -	\$ -	\$ -	\$ 771,212.00
Section 5337	\$ -	\$ 11,000,000.00	\$ 5,000,000.00	\$ 5,000,000.00	\$ 21,000,000.00
Section 5339	\$ 3,884,003.00	\$ 6,034,584.00	\$ 2,722,277.60	\$ 2,413,601.60	\$ 15,054,466.20
Total	\$ 57,040,331.50	\$ 49,648,674.40	\$ 26,473,954.27	\$ 25,423,252.57	\$ 158,586,212.73

II. FTA federal assistance is distributed as follow:(carryover projects are included):

SAN JUAN URBANIZED AREA APPORTIONMENT

SECTION 5307 AND 5340 URBANIZED AREA	
FY 2015 Apportionment	\$8,554,279.00
FY 2016 Apportionment	\$19,628,953.00
FY 2017 Apportionment	\$27,261,636.00
FY 2018 Apportionment	\$26,695,846.00
Total Funds Available	\$82,140,714.00

SECTION 5310 ENHANCED MOBILITY OF	
FY 2016 Apportionment	\$2,494,579.00
FY 2017 Apportionment	\$2,534,294.00
FY 2018 Apportionment	\$2,547,421.00
Total Funds Available	\$7,576,294.00

SECTION 5329 STATE SAFETY OVERSIGHT	
FY 2014 Apportionment	\$1,595.00
FY 2016 Apportionment	\$303,543.00
FY 2017 Apportionment	\$298,570.00
FY 2018 Apportionment	\$297,050.00
Total Funds Available	\$900,758.00

SECTION 5337 HIGH INTENSITY FIXED GUIDEWAY	
FY 2015 Apportionment	\$6,393,833.00
FY 2016 Apportionment	\$7,239,637.00
FY 2017 Apportionment	\$6,876,943.00
FY 2018 Apportionment	\$7,952,222.00
Total Funds Available	\$ 28,462,635.00

SECTION 5339 BUS AND BUS FACILITIES	
FY 2015 Apportionment	\$2,657,203.00
FY 2016 Apportionment	\$2,448,727.00
FY 2017 Apportionment	\$2,423,476.00
FY 2018 Apportionment	\$3,169,864.00
Total Funds Available	\$9,952,883.00

Project Financial Plan for FTA Programs

A. Aguadilla Urbanized Area

I. The Federal cost for projects, for FTA programs, are as follows:

FTA Section	Fiscal Years				TOTAL
	2017	2018	2019	2020	
Section 5307	\$ 1,928,620.00	\$ 910,394.20	\$ 891,098.56	\$ 265,537.95	\$ 3,995,650.71
Section 5310		\$ 498,182.60	\$ -	\$ -	\$ 498,182.60
Section 5339	\$ 180,000.00	\$ 136,550.00	\$ -	\$ -	\$ 316,550.00
Total	\$ 2,606,802.60	\$ 1,545,126.80	\$ 891,098.56	\$ 265,537.95	\$ 4,810,383.31

II. FTA federal assistance is distributed as follow (carryover projects are included):

AGUADILLA URBANIZED AREA APPORTIONMENT

SECTION 5307 AND 5340 URBANIZED AREA	
FY 2014 Apportionment	\$ 2,834,990.00
FY 2015 Apportionment	\$ 2,608,339.00
FY 2016 Apportionment	\$ 2,531,326.00
FY 2017 Apportionment	\$ 2,390,865.00
FY 2018 Apportionment	\$ 2,554,504.00
Total Funds Available	\$ 12,920,024.00

SECTION 5310 ENHANCED MOBILITY OF SENIORS AND INDIVIDUALS WITH DISABILITIES PROGRAM	
FY 2014 Apportionment	\$ -
FY 2015 Apportionment	\$ -
FY 2016 Apportionment	\$ 312,781.00
FY 2017 Apportionment	\$ 396,778.00
FY 2018 Apportionment	\$ 399,491.00
Total Funds Available	\$ 1,109,050.00

SECTION 5339 BUS AND BUS FACILITIES	
FY 2015 Apportionment	\$264,399.00
FY 2016 Apportionment	\$232,504.00
FY 2017 Apportionment	\$219,003.00
FY 2018 Apportionment	\$317,771.00
Total Funds Available	\$1,033,677.00

Project Financial Plan for FTA Programs

A. Urbanized Areas Under 200,000 in Population (UZA)

I. The Federal cost for projects, for FTA programs, are as follows:

FTA Section	Fiscal Years				TOTAL
	2017	2018	2019	2020	
Section 5307	\$ 22,156,017.49	\$ 44,538,270.89	\$ 19,201,205.05	\$ 15,738,178.99	\$ 101,633,672.42
Section 5310	\$ -	\$ 1,787,280.70	\$ -	\$ -	\$ 1,787,280.70
Section 5337	\$ 1,986,642.00	\$ -	\$ -	\$ -	\$ 1,986,642.00
Section 5339	\$ 21,200.00	\$ 1,702,527.20	\$ -	\$ -	\$ 1,723,727.20
Total	\$ 24,163,859.49	\$ 48,028,078.79	\$ 19,201,205.05	\$ 15,738,178.99	\$ 107,131,322.32

II. FTA federal assistance is distributed as follow (carryover projects are included) :

URBANIZED AREAS UNDER 200,000 POPULATION APPORTIONMENT

SECTION 5307 AND 5340 URBANIZED AREA	
FY 2014 Apportionment	\$ 4,026,163.00
FY 2015 Apportionment	\$ 16,245,603.00
FY 2016 Apportionment	\$ 16,418,450.00
FY 2017 Apportionment	\$ 16,087,132.00
FY 2018 Apportionment	\$ 16,428,612.00
Total Funds Available	\$ 69,205,960.00

SECTION 5310 ENHANCED MOBILITY OF	
FY 2014 Apportionment	\$61,265.00
FY 2016 Apportionment	\$ 1,950,647.00
FY 2017 Apportionment	\$ 1,976,238.00
FY 2018 Apportionment	\$ 1,978,474.00
Total Funds Available	\$5,966,624.00

SECTION 5337 HIGH INTENSITY FIXED	
FY 2017 Apportionment	\$ 3,521,679.00
FY 2018 Apportionment	\$ 4,082,201.00
Total Funds Available	\$ 7,603,880.00

SECTION 5339 BUS AND BUS FACILITIES	
FY 2014 Apportionment	\$ 494,075.00
FY 2015 Apportionment	\$ 1,400,459.00
FY 2016 Apportionment	\$ 1,341,072.00
FY 2017 Apportionment	\$ 1,375,159.00
FY 2018 Apportionment	\$ 1,875,958.00
Total Funds Available	\$ 6,486,723.00

Project Financial Plan for FTA Programs

A. Non-urbanized Area

I. The Federal cost for projects, for FTA programs, are as follows:

FTA Section	Fiscal Years				TOTAL
	2017	2018	2019	2020	
Section 5311	\$ 9,145,000.00	\$ 5,643,556.96	\$ 3,061,407.82	\$ 1,012,638.95	\$ 18,862,603.73
Section 5311 RTAP	\$ 184,900.00	\$ -	\$ -	\$ -	\$ 184,900.00
Section 5310	\$ 20,345.20	\$ -	\$ -	\$ -	\$ 20,345.20
Total	\$ 9,350,245.20	\$ 5,643,556.96	\$ 3,061,407.82	\$ 1,012,638.95	\$ 19,067,848.93

II. FTA federal assistance is distributed as follow (carryover projects are included) :

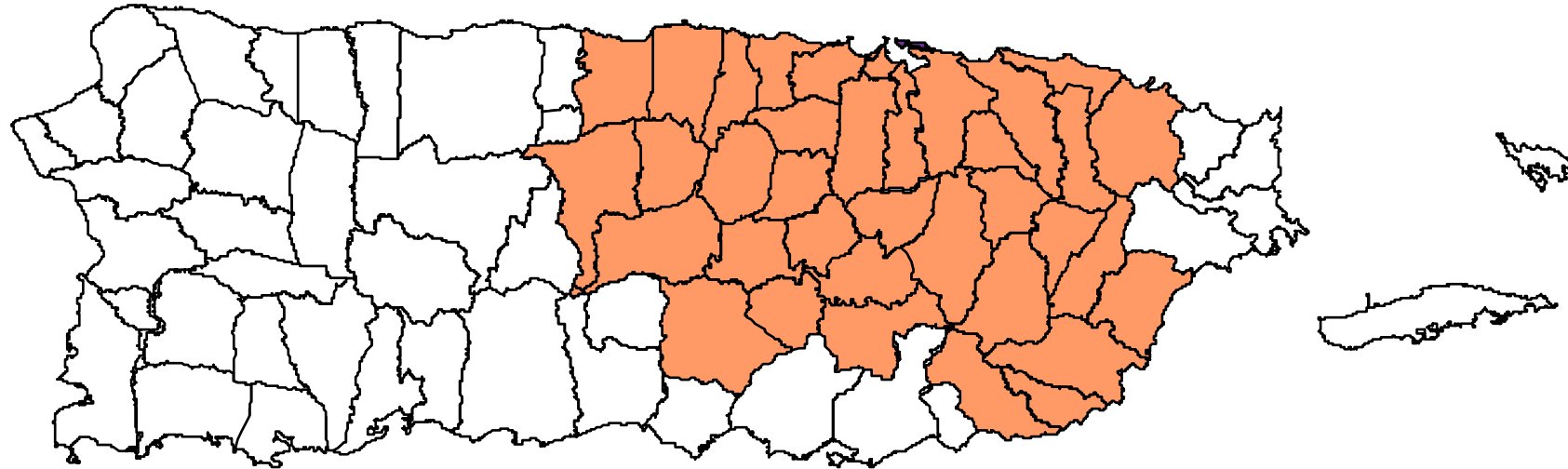
NON-URBANIZED AREA


SECTION 5311 NON-URBANIZED AREA	
FY 2014 Apportionment	\$ 6,544,221.00
FY 2015 Apportionment	\$ 1,168,836.00
FY 2016 Apportionment	\$ 1,955,009.00
FY 2017 Apportionment	\$ 1,967,691.00
FY 2018 Apportionment	\$ 2,007,258.00
Total Funds Available	\$ 13,643,015.00

SECTION 5311 RTAP NON-URBANIZED AREA	
FY 2015 Apportionment	\$ 92,018.00
FY 2016 Apportionment	\$ 92,882.00
FY 2017 Apportionment	\$ 93,699.00
FY 2018 Apportionment	\$ 94,592.00
Total Funds Available	\$373,191.00

SECTION 5310 DS NON-URBANIZED AREA	
FY 2016 Apportionment	\$ 89,277.00
FY 2017 Apportionment	\$ 198,529.00
FY 2018 Apportionment	\$ 223,869.00
Total Funds Available	\$511,675.00

San Juan Urbanized Area



 *San Juan Urbanized Area (UA > 1,000,000 in Population)*





Government of Puerto Rico

Puerto Rico Department of Transportation and Public Works
Puerto Rico Highway and Transportation Authority

Statewide Transportation Improvement Program (STIP)
Fiscal Years 2017-2020

FEDERAL TRANSIT ADMINISTRATION (FTA)
San Juan Urbanized Area (SJUA)
(UA > 1,000,000 in Population)

Section 5307

GOVERNMENT OF PUERTO RICO
 PUERTO RICO DEPARTMENT OF TRANSPORTATION AND PUBLIC WORKS
 PUERTO RICO HIGHWAY AND TRANSPORTATION AUTHORITY
 STATEWIDE TRANSPORTATION IMPROVEMENT PROGRAM
 FISCAL YEARS 2017 - 2020
 Amendment #3 Administrative Modification

SECTION 5307: SAN JUAN URBANIZED AREA (SJUA)

Num.	Description		Year Apporportioned	Annual Element	Three Years Program				Total Est. Cost	Project Justification	Source of Local Funds	Remarks
					2017	2018	2019	2020				
1	Repair and Maintenance to Kuilan and Guardarrama Public Transportation Terminal, Phase I	Bayamón	2013	F	320,000	-	-	-	320,000	Narrative Justification Submitted	Certification Prepared by the Municipality	Carryover Funds FY 2013. Application under FTA Consideration. TrAMS # 2008-2016-1
				S	80,000	-	-	-	80,000			
				T	400,000	-	-	-	400,000			
2	Improvement to Trolley Maintenance Garage, Phase II	Bayamón	2013	F	144,000	-	-	-	144,000	Narrative Justification Submitted	Certification Prepared by the Municipality	Carryover Funds \$144,000 FY 2013 Application under FTA Consideration. TrAMS # 2008-2016-1
				S	36,000	-	-	-	36,000			
				T	180,000	-	-	-	180,000			
3	Improvement to Trolley Maintenance Garage, Phase II-B	Bayamón	2016	F	1,420,000	-	-	-	1,420,000	Narrative Justification Submitted	Certification Prepared by the Municipality	Carryover Funds \$1,420,000 FY 2016
				S	355,000	-	-	-	355,000			
				T	1,775,000	-	-	-	1,775,000			
4	Maintenance of Transit fleet	Bayamón	2015	F	-	28,849	29,137	29,429	87,415	Narrative Justification Submitted	Certification Prepared by the Municipality	FY 15, 16 & 17 with a total of \$84,563 in FTA Grant 2018-002-00
				S	-	7,212	7,284	7,357	21,854			
				T	-	36,061	36,422	36,786	109,269			
5	Operational Assistance for ADA Paratransit program	Bayamón	2015	F	-	65,939	66,598	67,264	199,802	Narrative Justification Submitted	Certification Prepared by the Municipality	FY 15, 16 & 17 with a total of \$193,926 in FTA Grant 2018-002-00
				S	-	16,485	16,650	16,816	49,950			
				T	-	82,424	83,248	84,080	249,752			
6	Pedestrian Improvements on Dr. Veve Street	Bayamón	2015	F	2,287,832	-	-	-	2,287,832	Narrative Justification Submitted	Certification Prepared by the Municipality	Carryover Funds \$1,143,916 FY 2016 Associate Transit Improvements
				S	571,958	-	-	-	571,958			
				T	2,859,790	-	-	-	2,859,790			
7	Pedestrian and bicycle connection in Santa Cruz Sector (Tren Urbano - PR-5 - Santa Cruz Street)	Bayamón	2015	F	2,114,740	1,057,370	-	-	3,172,110	Narrative Justification Submitted	Certification Prepared by the Municipality	Carryover Funds \$1,057,370 FY 2016 Associate Transit Improvements
				S	528,685	264,343	-	-	793,028			
				T	2,643,425	1,321,713	-	-	3,965,138			

*If the "Source of Local Funds" column states the use of toll credits; the same has been added to the "F" share.

GOVERNMENT OF PUERTO RICO
 PUERTO RICO DEPARTMENT OF TRANSPORTATION AND PUBLIC WORKS
 PUERTO RICO HIGHWAY AND TRANSPORTATION AUTHORITY
 STATEWIDE TRANSPORTATION IMPROVEMENT PROGRAM
 FISCAL YEARS 2017 - 2020
 Amendment #3 Administrative Modification

SECTION 5307: SAN JUAN URBANIZED AREA (SJUA)

Num.	Description		Year Apportioned	Annual Element	Three Years Program				Total	Project Justification	Source of Local Funds	Remarks
					2017	2018	2019	2020	Est. Cost			
8	Preventive Maintenance for the Public Transportation Services	Caguas	2014	F	50,800	45,450	45,905	46,364	188,518	Narrative Justification Submitted	Certification Prepared by the Municipality	
				S	12,700	11,363	11,476	11,591	47,130			
				T	63,500	56,813	57,381	57,954	235,648			
9	Provision of Paratransit Services	Caguas	2015	F	106,366	89,890	90,789	91,697	378,742	Narrative Justification Submitted	Certification Prepared by the Municipality	
				S	26,592	22,473	22,697	22,924	94,685			
				T	132,958	112,363	113,486	114,621	473,427			
10	Acquisition of two (2) Trolleys	Canóvanas	2015	F	242,560	-	-	-	242,560	Narrative Justification Submitted	Certification Prepared by the Municipality	Subject to comply with FTA requirements.
				S	60,640	-	-	-	60,640			
				T	303,200	-	-	-	303,200			
11	Construction & Rehabilitation of #15 Bus Shelter	Canóvanas	2015	F	30,000	-	-	-	30,000	Narrative Justification Submitted	Certification Prepared by the Municipality	Subject to comply with FTA requirements.
				S	7,500	-	-	-	7,500			
				T	37,500	-	-	-	37,500			
12	Preventive Maintenance for Public Transportation	Canóvanas	2015	F	169,800	50,000	50,500	51,005	321,305	Narrative Justification Submitted	Certification Prepared by the Municipality	Carryover Funds \$80,000 FY 2015 & \$44,800 FY 2016. Subject to comply with FTA requirements.
				S	42,450	12,500	12,625	12,751	80,326			
				T	212,250	62,500	63,125	63,756	401,631			
13	Installation of GPS and radios trolley and paratransit Vehicle	Canóvanas	2015	F	30,000	-	-	-	30,000	Narrative Justification Submitted	Certification Prepared by the Municipality	Subject to comply with FTA requirements.
				S	7,500	-	-	-	7,500			
				T	37,500	-	-	-	37,500			
14	Acquisition of Eight (8) Vehicles Two (2) of (24 Passenger Capacity) Two (2) of (14 Passenger Capacity) and Four (4) Mini Buses (16 Passenger Capacity) for Expansion Services	Canóvanas	2015	F	480,000	-	-	-	480,000	Narrative Justification Submitted	Certification Prepared by the Municipality	Subject to comply with FTA requirements and paratransit plan.
				S	120,000	-	-	-	120,000			
				T	600,000	-	-	-	600,000			

*If the "Source of Local Funds" column states the use of toll credits; the same has been added to the "F" share.

GOVERNMENT OF PUERTO RICO
 PUERTO RICO DEPARTMENT OF TRANSPORTATION AND PUBLIC WORKS
 PUERTO RICO HIGHWAY AND TRANSPORTATION AUTHORITY
 STATEWIDE TRANSPORTATION IMPROVEMENT PROGRAM
 FISCAL YEARS 2017 - 2020
 Amendment #3 Administrative Modification

SECTION 5307: SAN JUAN URBANIZED AREA (SJUA)

Num.	Description		Year Apporioned	Annual Element	Three Years Program				Total	Project Justification	Source of Local Funds	Remarks
				2017	2018	2019	2020	Est. Cost				
15	Preventive Maintenance	Carolina	2016	F	435,304	220,922	223,131	225,363	1,104,720	Narrative Justification Submitted	Certification Prepared by the Municipality	Carryover Funds \$216,569 FY 2016 Application under FTA Consideration TrAMS # 2038-2017-1
				S	108,826	55,231	55,783	56,341	276,180			
				T	544,130	276,153	278,914	281,703	1,380,900			
16	Additional Funds for the Rehabilitation of 19 buses	Carolina	2015	F	105,578	-	-	-	105,578	Narrative Justification Submitted	Certification Prepared by the Municipality	
				S	26,395	-	-	-	26,395			
				T	131,973	-	-	-	131,973			
17	Preventive Maintenance Cost for Transit System	Cataño	2016	F	80,000	40,400	40,804	41,212	202,416	Narrative Justification Submitted	Certification Prepared by the Municipality	Carryover Funds \$40,000 FY 2016
				S	20,000	10,100	10,201	10,303	50,604			
				T	100,000	50,500	51,005	51,515	253,020			
18	Preventive Maintenance Cost for Transit System	Cayey	2013	F	114,594	28,112	28,393	28,677	199,776	Narrative Justification Submitted	Certification Prepared by the Municipality	Carryover Funds \$31,614 for FY 2013 & \$27,568 for FY 2014. FY 2013 & 2014 in Application under FTA Consideration TrAMS # 5584-2016-1
				S	28,649	7,028	7,098	7,169	49,944			
				T	143,243	35,140	35,491	35,846	249,720			

*If the "Source of Local Funds" column states the use of toll credits; the same has been added to the "F" share.

GOVERNMENT OF PUERTO RICO
 PUERTO RICO DEPARTMENT OF TRANSPORTATION AND PUBLIC WORKS
 PUERTO RICO HIGHWAY AND TRANSPORTATION AUTHORITY
 STATEWIDE TRANSPORTATION IMPROVEMENT PROGRAM
 FISCAL YEARS 2017 - 2020
 Amendment #3 Administrative Modification

SECTION 5307: SAN JUAN URBANIZED AREA (SJUA)

Num.	Description		Year Apporioned	Annual Element	Three Years Program				Total Est. Cost	Project Justification	Source of Local Funds	Remarks
					2017	2018	2019	2020				
19		Cayey	2013	F	419,704	87,870	88,749	89,636	685,959	Narrative Justification Submitted	Certification Prepared by the Municipality	Carryover Funds \$86,368 for 2013, \$86,368 for FY 2014, \$79,984 FY 2015 & \$79,984 FY 2016. FY 2013 & 2014 in Application under FTA Consideration TrAMS # 5584-2016-1
				S	104,926	21,968	22,187	22,409	171,490			
				T	524,630	109,838	110,936	112,045	857,449			
20		Ciales	2017	F	20,000	20,200	20,402	20,606	81,208	Narrative Justification Submitted	Certification Prepared by the Municipality	
				S	5,000	5,050	5,101	5,152	20,302			
				T	25,000	25,250	25,503	25,758	101,510			
21		Ciales	2017	F	10,000	-	-	-	10,000	Narrative Justification Submitted	Certification Prepared by the Municipality	
				S	2,500	-	-	-	2,500			
				T	12,500	-	-	-	12,500			
22		Ciales	2017	F	7,000	-	-	-	7,000	Narrative Justification Submitted	Certification Prepared by the Municipality	
				S	1,750	-	-	-	1,750			
				T	8,750	-	-	-	8,750			
23		Cidra	2018	F		15,150	15,302	15,455	45,907	Narrative Justification Submitted	Certification Prepared by the Municipality	
				S		3,788	3,825	3,864	11,477			
				T		18,938	19,127	19,318	57,383			

*If the "Source of Local Funds" column states the use of toll credits; the same has been added to the "F" share.

GOVERNMENT OF PUERTO RICO
 PUERTO RICO DEPARTMENT OF TRANSPORTATION AND PUBLIC WORKS
 PUERTO RICO HIGHWAY AND TRANSPORTATION AUTHORITY
 STATEWIDE TRANSPORTATION IMPROVEMENT PROGRAM
 FISCAL YEARS 2017 - 2020
 Amendment #3 Administrative Modification

SECTION 5307: SAN JUAN URBANIZED AREA (SJUA)

Num.	Description		Year Apporioned	Annual Element	Three Years Program				Total	Project Justification	Source of Local Funds	Remarks
				2017	2018	2019	2020	Est. Cost				
24	Design and Construction of Eight (8) Bus Stops	Corozal	2015	F	117,355	-	-	-	117,355	Narrative Justification Submitted	Certification Prepared by the Municipality	Carryover Funds \$67,200 FY 2015 & \$50,155 FY 2016 in Application under FTA Consideration TrAMS # 5489-2016-5
				S	29,339	-	-	-	29,339			
				T	146,694	-	-	-	146,694			
25	Design Improvements to the Público Vehicles Terminal at the Urban Center of Corozal - Improve pedestrian and vehicle access.	Corozal	2015	F	76,580	-	-	-	76,580	Narrative Justification Submitted	Certification Prepared by the Municipality	Carryover Funds \$76,580 FY 2016 in Application under FTA Consideration TrAMS # 5489-2016-5
				S	19,145	-	-	-	19,145			
				T	95,725	-	-	-	95,725			
26	Construction Improvements to the Público Vehicles Terminal at the Urban Center of Corozal - Improve pedestrian and vehicle access.	Corozal	2017	F	-	143,420	-	-	143,420	Narrative Justification Submitted	Certification Prepared by the Municipality	
				S	-	35,855	-	-	35,855			
				T	-	179,275	-	-	179,275			
27	Preventive Maintenance for Transit Fleet	Corozal	2015	F	46,198	21,205	21,417	21,631	110,451	Narrative Justification Submitted	Certification Prepared by the Municipality	Carryover Funds \$9,446 FY 2015 & \$16,355 FY 2016 in Application under FTA Consideration TrAMS # 5489-2016-5
				S	11,550	5,301	5,354	5,408	27,613			
				T	57,748	26,506	26,771	27,039	138,064			
28	Construction of 4 signage for bus stops/shelters to expand trolley route	Corozal	2015	F	22,574	-	-	-	22,574	Narrative Justification Submitted	Certification Prepared by the Municipality	Carryover Funds \$22,574 FY 2015 in Application under FTA Consideration TrAMS # 5489-2016-5
				S	5,644	-	-	-	5,644			
				T	28,218	-	-	-	28,218			

*If the "Source of Local Funds" column states the use of toll credits; the same has been added to the "F" share.

GOVERNMENT OF PUERTO RICO
 PUERTO RICO DEPARTMENT OF TRANSPORTATION AND PUBLIC WORKS
 PUERTO RICO HIGHWAY AND TRANSPORTATION AUTHORITY
 STATEWIDE TRANSPORTATION IMPROVEMENT PROGRAM
 FISCAL YEARS 2017 - 2020
 Amendment #3 Administrative Modification

SECTION 5307: SAN JUAN URBANIZED AREA (SJUA)

Num.	Description		Year AppORTioned	Annual Element	Three Years Program				Total Est. Cost	Project Justification	Source of Local Funds	Remarks	
					2017	2018	2019	2020					
29		Improvements to streets, municipal roads and sidewalk along one stop on fixed trolley route	Corozal	2015	F	119,250	-	-	-	119,250	Narrative Justification Submitted	Certification Prepared by the Municipality	Carryover Funds \$119,250 FY 2015 in Application under FTA Consideration TrAMS # 5489-2016-5. Associate Transit Improvements.
					S	29,813	-	-	-	29,813			
					T	149,063	-	-	-	149,063			
30		Preventive Maintenance Cost for Transit Fleet	Dorado	2016	F	76,273	25,308	25,561	25,817	152,959	Narrative Justification Submitted	Certification Prepared by the Municipality	Carryover Funds \$23,848 FY 2015. \$27,614 FY 2016 in FTA Grant PR-2017-005-00
					S	19,068	6,327	6,390	6,454	38,240			
					T	95,341	31,635	31,951	32,271	191,198			
31		Provision of Paratransit Services in Accordance with ADA Regulations	Dorado	2015	F	197,843	68,603	69,289	69,982	405,717	Narrative Justification Submitted	Certification Prepared by the Municipality	Carryover Funds \$64,646 FY 2015 & \$65,939 FY 2016 Total \$130,585 in FTA Grant PR-2017-005-00
					S	49,461	17,151	17,322	17,495	101,429			
					T	247,304	85,754	86,611	87,477	507,146			
32		Replacement of nine (9) vehicles for New Midsize Transit Buses	Guaynabo	2014	F	-	727,213	-	-	727,213	Narrative Justification Submitted	Certification Prepared by the Municipality	Carryover Funds from FY 2014 & 2015 in the amount of \$360K obligated for 3 of 9 vehicles in FTA Grant 2018-003
					S	-	181,803	-	-	181,803			
					T	-	909,016	-	-	909,016			
33		Preventive Maintenance Cost for Transit Fleet	Guaynabo	2013	F	-	161,600	163,216	164,848	489,664	Narrative Justification Submitted	Certification Prepared by the Municipality	Carryover Funds from FY 2014 & 2015 in the amount of \$360k were obligated in FTA Grant 2018-003-00
					S	-	40,400	40,804	41,212	122,416			
					T	-	202,000	204,020	206,060	612,080			

*If the "Source of Local Funds" column states the use of toll credits; the same has been added to the "F" share.

GOVERNMENT OF PUERTO RICO
 PUERTO RICO DEPARTMENT OF TRANSPORTATION AND PUBLIC WORKS
 PUERTO RICO HIGHWAY AND TRANSPORTATION AUTHORITY
 STATEWIDE TRANSPORTATION IMPROVEMENT PROGRAM
 FISCAL YEARS 2017 - 2020
 Amendment #3 Administrative Modification

SECTION 5307: SAN JUAN URBANIZED AREA (SJUA)

Num.	Description		Year Apporioned	Annual Element	Three Years Program				Total	Project Justification	Source of Local Funds	Remarks
					2017	2018	2019	2020	Est. Cost			
34	Repairs & Improvements of Public Transportation Terminal	Guaynabo	2013	F	488,000	-	-	-	488,000	Narrative Justification Submitted	Certification Prepared by the Municipality	Carryover Funds \$488,000 FY 2013 in Application under FTA Consideration TrAMS # 1905-2016-1
				S	122,000	-	-	-	122,000			
				T	610,000	-	-	-	610,000			
35	Maintenance Expenses	Gurabo	2015	F	27,000	11,000	11,110	11,221	60,331	Narrative Justification Submitted	Certification Prepared by the Municipality	Carryover Funds \$8,000 FY 2015 & \$9,000 FY 2016 in Application under FTA Consideration TrAMS # 5489-2016-5
				S	6,750	2,750	2,778	2,805	15,083			
				T	33,750	13,750	13,888	14,026	75,414			
36	Provision for paratransit service	Gurabo	2015	F	196,493	65,933	66,592	67,258	396,277	Narrative Justification Submitted	Certification Prepared by the Municipality	Carryover Funds FY 2015 \$65,280 & \$65,280 in Application under FTA Consideration TrAMS # 5489-2016-5.
				S	49,123	16,483	16,648	16,815	99,069			
				T	245,616	82,416	83,240	84,073	495,346			
37	Preventive Maintenance Cost for Público Terminals	Humacao	2015	F	220,000	45,450	45,905	46,364	357,718	Narrative Justification Submitted	Certification Prepared by the Municipality	Carryover Funds \$135,000 FY 2015 & \$40,000 FY 2016. FY 2015 in Application under FTA Consideration TrAMS # 5567-2016-1
				S	55,000	11,363	11,476	11,591	89,430			
				T	275,000	56,813	57,381	57,954	447,148			
38	Preventive Maintenance Cost for Transit Fleet	Humacao	2013	F	135,439	56,669	57,236	57,808	307,152	Narrative Justification Submitted	Certification Prepared by the Municipality	Carryover Funds \$23,400 for FY 2013, \$1,400 for FY 2014 & \$53,970 FY 2016. FY 2013 & 2014 in Application under FTA Consideration TrAMS # 5567-2016-1
				S	33,860	14,167	14,309	14,452	76,788			
				T	169,299	70,836	71,545	72,260	383,940			

*If the "Source of Local Funds" column states the use of toll credits; the same has been added to the "F" share.

GOVERNMENT OF PUERTO RICO
 PUERTO RICO DEPARTMENT OF TRANSPORTATION AND PUBLIC WORKS
 PUERTO RICO HIGHWAY AND TRANSPORTATION AUTHORITY
 STATEWIDE TRANSPORTATION IMPROVEMENT PROGRAM
 FISCAL YEARS 2017 - 2020
 Amendment #3 Administrative Modification

SECTION 5307: SAN JUAN URBANIZED AREA (SJUA)

Num.	Description		Year AppORTioned	Annual Element	Three Years Program				Total Est. Cost	Project Justification	Source of Local Funds	Remarks
					2017	2018	2019	2020				
39		Humacao	2013	F	340,000	85,850	86,709	87,576	600,134	Narrative Justification Submitted	Certification Prepared by the Municipality	Carryover Funds \$80,000 for FY 2013, \$90,000 FY 2014 & \$85,000 FY 2016. FY 2013 & 2014 in Application under FTA Consideration TrAMS # 5567-2016-1
				S	85,000	21,463	21,677	21,894	150,034			
				T	425,000	107,313	108,386	109,469	750,168			
40		Humacao	2013	F	144,000	-	-	-	144,000	Narrative Justification Submitted	Certification Prepared by the Municipality	Carryover Funds FY 2013 in Application under FTA Consideration TrAMS # 5567-2016-1
				S	36,000	-	-	-	36,000			
				T	180,000	-	-	-	180,000			
41		Humacao	2014	F	8,640		-	-	8,640	Narrative Justification Submitted	Certification Prepared by the Municipality	Carryover Funds FY 2014 in Application under FTA Consideration TrAMS # 5567-2016-1
				S	2,160		-	-	2,160			
				T	10,800		-	-	10,800			
42		Juncos	2014	F	180,484	53,161	33,628	13,899	281,171	Narrative Justification Submitted	Certification Prepared by the Municipality	
				S	45,121	13,290	8,407	3,475	70,293			
				T	225,604	66,451	42,035	17,374	351,464			
43		Juncos	2015	F	215,450	65,650	66,307	66,970	414,376	Narrative Justification Submitted	Certification Prepared by the Municipality	Carryover Funds \$84,800 for FY 2015 & \$65,000 FY 2016. FY 2015 in Application under FTA Consideration TrAMS # 3050-2016-1
				S	53,863	16,413	16,577	16,742	103,594			
				T	269,313	82,063	82,883	83,712	517,970			

*If the "Source of Local Funds" column states the use of toll credits; the same has been added to the "F" share.

GOVERNMENT OF PUERTO RICO
 PUERTO RICO DEPARTMENT OF TRANSPORTATION AND PUBLIC WORKS
 PUERTO RICO HIGHWAY AND TRANSPORTATION AUTHORITY
 STATEWIDE TRANSPORTATION IMPROVEMENT PROGRAM
 FISCAL YEARS 2017 - 2020
 Amendment #3 Administrative Modification

SECTION 5307: SAN JUAN URBANIZED AREA (SJUA)

Num.	Description		Year Apporportioned	Annual Element	Three Years Program				Total	Project Justification	Source of Local Funds	Remarks
				2017	2018	2019	2020	Est. Cost				
44	Purchase of Equipment for Municipal Transit Garage	Juncos	2013	F	20,000		-	-	20,000	Narrative Justification Submitted	Certification Prepared by the Municipality	Carryover Funds FY 2013 in Application under FTA Consideration TrAMS # 3050-2016-1
				S	5,000		-	-	5,000			
				T	25,000		-	-	25,000			
45	Purchase of Computer, Equipment and Radio Communication System	Las Piedras	2013	F	4,000	-	-	-	4,000	Narrative Justification Submitted	Certification Prepared by the Municipality	Carryover Funds FY 2013 in Application under FTA Consideration TrAMS # 5489-2016-5
				S	1,000	-	-	-	1,000			
				T	5,000	-	-	-	5,000			
46	Engineering, Design and Environmental Compliance for the Construction of Maintenance Facilities, Phase I	Las Piedras	2016	F	120,000	-	-	-	120,000	Narrative Justification Submitted	Certification Prepared by the Municipality	Carryover Funds FY 2016 in Application under FTA Consideration TrAMS # 5489-2016-5
				S	30,000	-	-	-	30,000			
				T	150,000	-	-	-	150,000			
47	Provision of Paratransit Services in Accordance with ADA Regulations	Manatí	2017	F	-	61,882	61,882	61,882	185,646	Narrative Justification Submitted	Certification Prepared by the Municipality	FY 17 in FTA Grant 2018-001-00
				S	-	15,471	15,471	15,471	46,412			
				T	-	77,353	77,353	77,353	232,058			
48	Preventive Maintenance Cost for Transit Fleet	Manatí	2017	F	-	33,406	33,406	33,406	100,218	Narrative Justification Submitted	Certification Prepared by the Municipality	FY 15, 16 & 17 in FTA Grant 2018-001-00
				S	-	8,352	8,352	8,352	25,055			
				T	-	41,758	41,758	41,758	125,273			

*If the "Source of Local Funds" column states the use of toll credits; the same has been added to the "F" share.

GOVERNMENT OF PUERTO RICO
 PUERTO RICO DEPARTMENT OF TRANSPORTATION AND PUBLIC WORKS
 PUERTO RICO HIGHWAY AND TRANSPORTATION AUTHORITY
 STATEWIDE TRANSPORTATION IMPROVEMENT PROGRAM
 FISCAL YEARS 2017 - 2020
 Amendment #3 Administrative Modification

SECTION 5307: SAN JUAN URBANIZED AREA (SJUA)

Num.	Description	Year AppORTIONED	Annual Element	Three Years Program				Total	Project Justification	Source of Local Funds	Remarks	
				2017	2018	2019	2020	Est. Cost				
49	Environmental Study, Design and Construction of Transfer Station and Maintenance Garage	Manatí	2017	F	218,400	-	-	-	218,400	Narrative Justification Submitted	Certification Prepared by the Municipality	Subject to complete Grant in TRAMs.
				S	54,600	-	-	-	54,600			
				T	273,000	-	-	-	273,000			
50	Additional Funds for the Acquisition of Land for the Construction of Transfer Station and Maintenance Garage	Manatí	2018	F	-	146,400	-	-	146,400	Narrative Justification Submitted	Certification Prepared by the Municipality	Subject to complete Grant in TRAMs.
				S	-	36,600	-	-	36,600			
				T	-	183,000	-	-	183,000			
51	Administration and Employee Education and Training	MBA	2017	F	100,000	100,000	-	-	200,000	Narrative Justification Submitted		
				S	25,000	25,000	-	-	50,000			
				T	125,000	125,000	-	-	250,000			
52	Preventive Maintenance for Motor Bus and Demand Respond Service	MBA	2016	F	18,000,000				18,000,000	Narrative Justification Submitted		Carryover Funds \$8,000,000 FY 2016
				S	4,500,000				4,500,000			
				T	22,500,000				22,500,000			
53	Acquisition of Surveillance Security Equipment	MBA	2017	F	300,000	-	-	-	300,000	Narrative Justification Submitted		
				S	75,000	-	-	-	75,000			
				T	375,000	-	-	-	375,000			

*If the "Source of Local Funds" column states the use of toll credits; the same has been added to the "F" share.

GOVERNMENT OF PUERTO RICO
 PUERTO RICO DEPARTMENT OF TRANSPORTATION AND PUBLIC WORKS
 PUERTO RICO HIGHWAY AND TRANSPORTATION AUTHORITY
 STATEWIDE TRANSPORTATION IMPROVEMENT PROGRAM
 FISCAL YEARS 2017 - 2020
 Amendment #3 Administrative Modification

SECTION 5307: SAN JUAN URBANIZED AREA (SJUA)

Num.	Description		Year Apporportioned	Annual Element	Three Years Program				Total	Project Justification	Source of Local Funds	Remarks
					2017	2018	2019	2020	Est. Cost			
54	Bus Stop and Route Signing	MBA	2017	F	300,000	-	-	-	300,000	Narrative Justification Submitted		
				S	75,000	-	-	-	75,000			
				T	375,000	-	-	-	375,000			
55	Rehabilitation and Renovation Bus Terminal	MBA	2017	F	125,000	-	-	-	125,000	Narrative Justification Submitted		
				S	31,250	-	-	-	31,250			
				T	156,250	-	-	-	156,250			
56	Preventive Maintenance Cost for Tren Urbano	PRHTA	2016	F	-	9,000,000	15,000,000	15,000,000	39,000,000	Narrative Justification Submitted		FY 2017 with 15M in FTA Grant 2017-024-00
				S	-	2,250,000	3,750,000	3,750,000	9,750,000			
				T	-	11,250,000	18,750,000	18,750,000	48,750,000			
57	Cost Associated to parts, equipment and material for preventive maintenance acquired by First Transit	PRHTA	2016	F	1,000,000	-	-	-	1,000,000	Narrative Justification Submitted		
				S	250,000	-	-	-	250,000			
				T	1,250,000	-	-	-	1,250,000			
58	Design and Installation of a Solar Energy Project for Tren Urbano	PRHTA	2017	F	356,000	-	-	-	356,000	Narrative Justification Submitted		
				S	89,000	-	-	-	89,000			
				T	445,000	-	-	-	445,000			

*If the "Source of Local Funds" column states the use of toll credits; the same has been added to the "F" share.

GOVERNMENT OF PUERTO RICO
 PUERTO RICO DEPARTMENT OF TRANSPORTATION AND PUBLIC WORKS
 PUERTO RICO HIGHWAY AND TRANSPORTATION AUTHORITY
 STATEWIDE TRANSPORTATION IMPROVEMENT PROGRAM
 FISCAL YEARS 2017 - 2020
 Amendment #3 Administrative Modification

SECTION 5307: SAN JUAN URBANIZED AREA (SJUA)

Num.	Description		Year AppORTIONED	Annual Element	Three Years Program				Total	Project Justification	Source of Local Funds	Remarks
				2017	2018	2019	2020	Est. Cost				
59	Funds for Vessel Parts, Equipment and Drydocking	PRHTA/ATM	2017	F	1,500,000	-	-	-	1,500,000	Narrative Justification Submitted		
				S	375,000	-	-	-	375,000			
				T	1,875,000	-	-	-	1,875,000			
60	Surveillance and Security System for Terminal and Vessels	PRHTA/ATM	2017	F	800,000	-	-	-	800,000	Narrative Justification Submitted		
				S	200,000	-	-	-	200,000			
				T	1,000,000	-	-	-	1,000,000			
61	Preventive Maintenance and Related Material Cost	PRHTA/ATM	2017	F	1,500,000	-	-	-	1,500,000	Narrative Justification Submitted		
				S	375,000	-	-	-	375,000			
				T	1,875,000	-	-	-	1,875,000			
62	Improvement to San Juan Maintenance Base	PRHTA/ATM	2017	F	480,000	-	-	-	480,000	Narrative Justification Submitted		
				S	120,000	-	-	-	120,000			
				T	600,000	-	-	-	600,000			
63	Rehabilitate, Rebuild and Maintain Ship Lift and Transfer System at Maintenance Base for the ATM System	PRHTA/ATM	2017	F	3,996,110	-	-	-	3,996,110	Narrative Justification Submitted		
				S	999,028	-	-	-	999,028			
				T	4,995,138	-	-	-	4,995,138			

*If the "Source of Local Funds" column states the use of toll credits; the same has been added to the "F" share.

GOVERNMENT OF PUERTO RICO
 PUERTO RICO DEPARTMENT OF TRANSPORTATION AND PUBLIC WORKS
 PUERTO RICO HIGHWAY AND TRANSPORTATION AUTHORITY
 STATEWIDE TRANSPORTATION IMPROVEMENT PROGRAM
 FISCAL YEARS 2017 - 2020
 Amendment #3 Administrative Modification

SECTION 5307: SAN JUAN URBANIZED AREA (SJUA)

Num.	Description		Year Apporportioned	Annual Element	Three Years Program				Total	Project Justification	Source of Local Funds	Remarks
				2017	2018	2019	2020	Est. Cost				
64	Purchase of Two (2) Pick Up Truck	San Juan	2013	F	40,000	-	-	-	40,000	Narrative Justification Submitted	Certification Prepared by the Municipality	Carryover Funds FY 2013 in Application under FTA Consideration TrAMS # 1886-2016-1
				S	10,000	-	-	-	10,000			
				T	50,000	-	-	-	50,000			
65	Acquisition of Vehicles to Improve Public Transportation Services	San Juan	2017	F	650,000	-	-	-	650,000	Narrative Justification Submitted	Certification Prepared by the Municipality	
				S	162,500	-	-	-	162,500			
				T	812,500	-	-	-	812,500			
66	Improvements to the Juan Palerm (East Terminal) Público Vehicles Terminal	San Juan	2014	F	300,000	-	-	-	300,000	Narrative Justification Submitted	Certification Prepared by the Municipality	Carryover Funds FY 2014 in Application under FTA Consideration TrAMS # 1886-2016-1
				S	75,000	-	-	-	75,000			
				T	375,000	-	-	-	375,000			
67	Preventive Maintenance for Red Conecta	San Juan	2016	F	1,160,350	585,977	591,837	597,755	2,935,919	Narrative Justification Submitted	Certification Prepared by the Municipality	Carryover Funds \$580,175 FY 2016 in Application under FTA Consideration TrAMS # 1886-2016-1
				S	290,088	146,494	147,959	149,439	733,980			
				T	1,450,438	732,471	739,796	747,194	3,669,899			
68	Replacement of four (4) trolley buses	San Juan	2015	F	800,000	-	-	-	800,000	Narrative Justification Submitted	Certification Prepared by the Municipality	Carryover Funds \$800,000 FY 2015 in Application under FTA Consideration TrAMS # 1886-2016-1
				S	200,000	-	-	-	200,000			
				T	1,000,000	-	-	-	1,000,000			

*If the "Source of Local Funds" column states the use of toll credits; the same has been added to the "F" share.

GOVERNMENT OF PUERTO RICO
 PUERTO RICO DEPARTMENT OF TRANSPORTATION AND PUBLIC WORKS
 PUERTO RICO HIGHWAY AND TRANSPORTATION AUTHORITY
 STATEWIDE TRANSPORTATION IMPROVEMENT PROGRAM
 FISCAL YEARS 2017 - 2020
 Amendment #3 Administrative Modification

SECTION 5307: SAN JUAN URBANIZED AREA (SJUA)

Num.	Description		Year Apporportioned	Annual Element	Three Years Program				Total	Project Justification	Source of Local Funds	Remarks
				2017	2018	2019	2020	Est. Cost				
69	Construction of Paseo Lineal Miramar-Condado	San Juan	2016	F	3,200,000	-	-	-	3,200,000	Narrative Justification Submitted	Certification Prepared by the Municipality	Carryover Funds \$3,200,000 FY 2016 in Application under FTA Consideration TrAMS # 1886-2016-1. Associated Transit Improvements-Bicycle paths
				S	800,000	-	-	-	800,000			
				T	4,000,000	-	-	-	4,000,000			
70	Improvements to the Capetillo Terminal	San Juan	2017	F	106,020	-	-	-	106,020	Budget Revision to Grant PR-90-X354-00	Certification Prepared by the Municipality	In Grant PR-90-X-354-00
				S	26,505	-	-	-	26,505			
				T	132,525	-	-	-	132,525			
71	Preventive Maintenance Cost for Transit Fleet	San Lorenzo	2015	F	120,600	61,206	61,818	62,436	306,060	Narrative Justification Submitted	Certification Prepared by the Municipality	Carryover Funds \$60,000 FY 2016
				S	30,150	15,302	15,455	15,609	76,515			
				T	150,750	76,508	77,273	78,045	382,575			
72	Provision of Paratransit Services in Accordance with ADA Regulations	San Lorenzo	2015	F	72,107	72,121	72,842	73,571	290,641	Narrative Justification Submitted	Certification Prepared by the Municipality	
				S	18,027	18,030	18,211	18,393	72,660			
				T	90,134	90,151	91,053	91,963	363,301			
73	Acquisition and Installation of a Virtual Camera System for the security in the Public Transportation Routes Stop Sites	San Lorenzo	2017	F	231,200	-	-	-	231,200	Narrative Justification Submitted	Certification Prepared by the Municipality	
				S	57,800	-	-	-	57,800			
				T	289,000	-	-	-	289,000			
74	Purchase & Installation of Stop and Street Signs for the three Public Transportation Routes	San Lorenzo	2017	F	135,360	-	-	-	135,360	Narrative Justification Submitted	Certification Prepared by the Municipality	
				S	33,840	-	-	-	33,840			
				T	169,200	-	-	-	169,200			
75	Purchase & Installation of Fifteen (15) Shelters for the Public Transportation Route	San Lorenzo	2017	F	48,000	-	-	-	48,000	Narrative Justification Submitted	Certification Prepared by the Municipality	
				S	12,000	-	-	-	12,000			
				T	60,000	-	-	-	60,000			

*If the "Source of Local Funds" column states the use of toll credits; the same has been added to the "F" share.

GOVERNMENT OF PUERTO RICO
 PUERTO RICO DEPARTMENT OF TRANSPORTATION AND PUBLIC WORKS
 PUERTO RICO HIGHWAY AND TRANSPORTATION AUTHORITY
 STATEWIDE TRANSPORTATION IMPROVEMENT PROGRAM
 FISCAL YEARS 2017 - 2020
 Amendment #3 Administrative Modification

SECTION 5307: SAN JUAN URBANIZED AREA (SJUA)

Num.	Description		Year Apporportioned	Annual Element	Three Years Program				Total	Project Justification	Source of Local Funds	Remarks
					2017	2018	2019	2020	Est. Cost			
76	Preventive Maintenance Cost for Transit Fleet	Toa Baja	2015	F	279,981	98,600	99,586	100,582	578,749	Narrative Justification Submitted	Certification Prepared by the Municipality	Carryover Funds \$91,179 FY 2015 & \$91,178 FY 2016
				S	69,995	24,650	24,897	25,145	144,687			
				T	349,976	123,250	124,483	125,727	723,436			
77	Radios Communication Units (5)	Toa Baja	2015	F	12,200	-	-	-	12,200	Narrative Justification Submitted	Certification Prepared by the Municipality	Carryover Funds \$12,200 FY 2015
				S	3,050	-	-	-	3,050			
				T	15,250	-	-	-	15,250			
78	Installation of four (4) Bus Shelter for the New Routes Candelaria Arenas and Pájaros Ward	Toa Baja	2015	F	38,720	-	-	-	38,720	Narrative Justification Submitted	Certification Prepared by the Municipality	Carryover Funds \$38,720 FY 2016
				S	9,680	-	-	-	9,680			
				T	48,400	-	-	-	48,400			
79	One (1) support vehicle for oversight and support the Transit System	Toa Baja	2015	F	24,000	-	-	-	24,000	Narrative Justification Submitted	Certification Prepared by the Municipality	Carryover Funds \$24,000 FY 2015 in Application under FTA Consideration TrAMS # 5415-2016-1
				S	6,000	-	-	-	6,000			
				T	30,000	-	-	-	30,000			
80	Provision of Paratransit Sevices in Accordance with ADA Regulations	Toa Baja	2015	F	586,676	228,757	231,045	233,355	1,279,833	Narrative Justification Submitted	Certification Prepared by the Municipality	Carryover Funds \$180,000 FY 2015 & \$180,092 FY 2016. FY 2015 in Application under FTA Consideration TrAMS # 5415-2016-1
				S	146,669	57,189	57,761	58,339	319,958			
				T	733,345	285,946	288,806	291,694	1,599,791			

*If the "Source of Local Funds" column states the use of toll credits; the same has been added to the "F" share.

GOVERNMENT OF PUERTO RICO
 PUERTO RICO DEPARTMENT OF TRANSPORTATION AND PUBLIC WORKS
 PUERTO RICO HIGHWAY AND TRANSPORTATION AUTHORITY
 STATEWIDE TRANSPORTATION IMPROVEMENT PROGRAM
 FISCAL YEARS 2017 - 2020
 Amendment #3 Administrative Modification

SECTION 5307: SAN JUAN URBANIZED AREA (SJUA)

Num.	Description		Year AppORTIONED	Annual Element	Three Years Program				Total	Project Justification	Source of Local Funds	Remarks	
				2017	2018	2019	2020	Est. Cost					
81		Reconstruction for the sidewalks and handicap ramps for East route- Two (2) Phases.	Toa Baja	2015	F	542,010	-	-	-	542,010	Narrative Justification Submitted	Certification Prepared by the Municipality	Carryover Funds \$271,005 FY 2015 & \$271,005 FY 2016. FY 2015 in Application under FTA Consideration TrAMS # 5415-2016-1 Associated Transit Improvements
					S	135,503	-	-	-	135,503			
					T	677,513	-	-	-	677,513			
82		Purchase of 3 Cutaway <30 ft. 24 passenger buses for New Routes Candelaria Arena and Pájaros Ward	Toa Baja	2016	F	336,000	-	-	-	336,000	Narrative Justification Submitted	Certification Prepared by the Municipality	Carryover Funds \$336,000 FY 2016
					S	84,000	-	-	-	84,000			
					T	420,000	-	-	-	420,000			
83		Purchase of 2 Cutaway 30 ft. 24 passenger buses for New Routes to Tren Urbano	Toa Baja	2015	F	280,000	-	-	-	280,000	Narrative Justification Submitted	Certification Prepared by the Municipality	Carryover Funds \$280,000 FY 2016
					S	70,000	-	-	-	70,000			
					T	350,000	-	-	-	350,000			
84		Purchase of two (2) Paratransit Minibus to meet additional ADA demand	Toa Baja	2017	F	128,000	-	-	-	128,000	Narrative Justification Submitted	Certification Prepared by the Municipality	
					S	32,000	-	-	-	32,000			
					T	160,000	-	-	-	160,000			
85		Replacement of one (1) Trolley damaged, two (2) Paratransit Minibuses and two (2) Trolley	Toa Baja	2015	F	256,000	288,000	-	-	544,000	Narrative Justification Submitted	Certification Prepared by the Municipality	Carryover Funds \$128,000 FY 2015 & \$128,000 FY 2016
					S	64,000	72,000	-	-	136,000			
					T	320,000	360,000	-	-	680,000			

*If the "Source of Local Funds" column states the use of toll credits; the same has been added to the "F" share.

GOVERNMENT OF PUERTO RICO
 PUERTO RICO DEPARTMENT OF TRANSPORTATION AND PUBLIC WORKS
 PUERTO RICO HIGHWAY AND TRANSPORTATION AUTHORITY
 STATEWIDE TRANSPORTATION IMPROVEMENT PROGRAM
 FISCAL YEARS 2017 - 2020
 Amendment #3 Administrative Modification

SECTION 5307: SAN JUAN URBANIZED AREA (SJUA)

Num.	Description		Year AppORTIONED	Annual Element	Three Years Program				Total	Project Justification	Source of Local Funds	Remarks
				2017	2018	2019	2020	Est. Cost				
86	Renovation and repair of Público Terminal at Pueblo Ward	Trujillo Alto	2015	F	407,000	-	-	-	407,000	Narrative Justification Submitted	Certification Prepared by the Municipality	Carryover Funds \$407,000 FY 2015
				S	101,750	-	-	-	101,750			
				T	508,750	-	-	-	508,750			
87	Acquisition of Bus system TransTA, 15 mini vans for Masive Transportation within the Municipality in five (5) fix routes.	Trujillo Alto	2016	F	1,320,000	-	-	-	1,320,000	Narrative Justification Submitted	Certification Prepared by the Municipality	Carryover Funds \$880,000 FY 2016
				S	330,000	-	-	-	330,000			
				T	1,650,000	-	-	-	1,650,000			
88	Instalation of ten (10) Bus shelters for fixed routes passengers in CDB	Vega Alta	2015	F	288,000	-	-	-	288,000	Narrative Justification Submitted	Certification Prepared by the Municipality	Carryover Funds \$96,000 FY 2015 & \$96,000 FY 2016. FY 2015 in Application under FTA Consideration TrAMS # 5462-2016-1
				S	72,000	-	-	-	72,000			
				T	360,000	-	-	-	360,000			
89	Preventive Maintenance for Transit Buses, Facilities and ADA Complementary Paratransit activities	Vega Alta	2015	F	155,141	52,751	53,279	53,811	314,982	Narrative Justification Submitted	Certification Prepared by the Municipality	Carryover Funds \$51,200 FY 2015 & \$51,712 FY 2016. FY 2015 in Application under FTA Consideration TrAMS # 5462-2016-1
				S	38,785	13,188	13,320	13,453	78,745			
				T	193,926	65,939	66,598	67,264	393,727			
90	Operational Assistance for ADA Complementary Paratransit Activities	Vega Alta	2015	F	139,385	47,394	47,868	48,347	282,994	Narrative Justification Submitted	Certification Prepared by the Municipality	Carryover Funds \$46,000 FY 2015 & \$46,460 FY 2016. FY 2015 in Application under FTA Consideration TrAMS # 5462-2016-1
				S	34,846	11,849	11,967	12,087	70,748			
				T	174,231	59,243	59,835	60,433	353,742			

*If the "Source of Local Funds" column states the use of toll credits; the same has been added to the "F" share.

GOVERNMENT OF PUERTO RICO
 PUERTO RICO DEPARTMENT OF TRANSPORTATION AND PUBLIC WORKS
 PUERTO RICO HIGHWAY AND TRANSPORTATION AUTHORITY
 STATEWIDE TRANSPORTATION IMPROVEMENT PROGRAM
 FISCAL YEARS 2017 - 2020
 Amendment #3 Administrative Modification

SECTION 5307: SAN JUAN URBANIZED AREA (SJUA)

Num.	Description		Year Apporioned	Annual Element	Three Years Program				Total Est. Cost	Project Justification	Source of Local Funds	Remarks
					2017	2018	2019	2020				
91	Preventive Maintenance Cost for Transit Fleet	Vega Baja	2015	F	179,600	76,960	77,730	78,507	412,796	Narrative Justification Submitted	Certification Prepared by the Municipality	Carryover Funds \$57,000 FY 2015 & \$57,000 FY 2016.
				S	44,900	19,240	19,432	19,627	103,199			
				T	224,500	96,200	97,162	98,134	515,996			
92	Operation of Paratransit System in Compliance with ADA regulations	Vega Baja	2017	F	124,400	119,200	124,400	135,200	503,200	Narrative Justification Submitted	Certification Prepared by the Municipality	
				S	31,100	29,800	31,100	33,800	125,800			
				T	155,500	149,000	155,500	169,000	629,000			
93	Acquisition of Two (2) Cutaway Bus (18-20 Passenger Capacity) for Replacement	Vega Baja	2015	F	280,000	-	-	-	280,000	Narrative Justification Submitted	Certification Prepared by the Municipality	Carryover Funds FY 2014 in Application under FTA Consideration TrAMS # 5414-2016-1
				S	70,000	-	-	-	70,000			
				T	350,000	-	-	-	350,000			
94	Repair and Rehabilitation of the Second Floor of the Public Transportation Terminal	Yabucoa	2016	F	125,000				125,000	Narrative Justification Submitted	Certification Prepared by the Municipality	Carryover Funds FY 2016 in Application under FTA Consideration TrAMS # 5489-2016-5
				S	31,250	-	-	-	31,250			
				T	156,250	-	-	-	156,250			
95	Improvements to the public transportation terminal	Aibonito	2018	F	-	83,093	-	-	83,093	Narrative Justification Submitted	The use of Toll Credits has been requested	
				S	-	-	-	-	-			
				T	-	83,093	-	-	83,093			

*If the "Source of Local Funds" column states the use of toll credits; the same has been added to the "F" share.

GOVERNMENT OF PUERTO RICO
 PUERTO RICO DEPARTMENT OF TRANSPORTATION AND PUBLIC WORKS
 PUERTO RICO HIGHWAY AND TRANSPORTATION AUTHORITY
 STATEWIDE TRANSPORTATION IMPROVEMENT PROGRAM
 FISCAL YEARS 2017 - 2020
 Amendment #3 Administrative Modification

SECTION 5307: SAN JUAN URBANIZED AREA (SJUA)

Num.	Description		Year Apporportioned	Annual Element	Three Years Program				Total	Project Justification	Source of Local Funds	Remarks
				2017	2018	2019	2020	Est. Cost				
96	Design and Engineering for the Construction of Maintenance Facilities, Phase I	Aibonito	2018	F	-	50,400	-	-	50,400	Narrative Justification Submitted	The use of Toll Credits has been requested	
				S	-	-	-	-				
				T	-	50,400	-	-	50,400			
97	Construction of the Maintenance Facilities, Phase II	Aibonito	2018	F	-	-	310,980	-	310,980	Narrative Justification Submitted	The use of Toll Credits has been requested	
				S	-	-	-	-				
				T	-	-	310,980	-	310,980			
98	Acquisition of Equipment and Tools for the Maintenance Facilities	Aibonito	2018	F	-	-	80,000	-	80,000	Narrative Justification Submitted	The use of Toll Credits has been requested	
				S	-	-	-	-				
				T	-	-	80,000	-	80,000			
99	Design and Engineering for the Construction of Maintenance Facilities, Phase I	Barranquitas	2018	F	-	51,064	-	-	51,064	Narrative Justification Submitted	The use of Toll Credits has been requested	
				S	-	-	-	-				
				T	-	51,064	-	-	51,064			
100	Construction of the Maintenance Facilities, Phase II	Barranquitas	2018	F	-	-	357,608	-	357,608	Narrative Justification Submitted	The use of Toll Credits has been requested	
				S	-	-	-	-				
				T	-	-	357,608	-	357,608			

*If the "Source of Local Funds" column states the use of toll credits; the same has been added to the "F" share.

GOVERNMENT OF PUERTO RICO
 PUERTO RICO DEPARTMENT OF TRANSPORTATION AND PUBLIC WORKS
 PUERTO RICO HIGHWAY AND TRANSPORTATION AUTHORITY
 STATEWIDE TRANSPORTATION IMPROVEMENT PROGRAM
 FISCAL YEARS 2017 - 2020
 Amendment #3 Administrative Modification

SECTION 5307: SAN JUAN URBANIZED AREA (SJUA)

Num.	Description		Year Apporportioned	Annual Element	Three Years Program				Total	Project Justification	Source of Local Funds	Remarks
					2017	2018	2019	2020	Est. Cost			
101	Light Duty Support Vehicle	Bayamón	2018	F	-	36,000	-	-	36,000	Narrative Justification Submitted	The use of Toll Credits has been requested	
				S	-	-	-	-	-			
				T	-	36,000	-	-	36,000			
102	Operation and administrative equipment office of the paratransit /territorial planning programs	Bayamón	2018	F	-	8,000	-	-	8,000	Narrative Justification Submitted	The use of Toll Credits has been requested	
				S	-	-	-	-	-			
				T	-	8,000	-	-	8,000			
103	Software for automatic transit development passanger	Bayamón	2018	F	-	120,000	-	-	120,000	Narrative Justification Submitted	The use of Toll Credits has been requested	
				S	-	-	-	-	-			
				T	-	120,000	-	-	120,000			
104	Design & NEPA for Maintenance Facilities of SITUR	Canóvanas	2018	F	-	45,000	-	-	45,000	Narrative Justification Submitted	The use of Toll Credits has been requested	
				S	-	-	-	-	-			
				T	-	45,000	-	-	45,000			
105	Drugs and Alcohol Test	Carolina	2018	F	-	832	-	-	832	Narrative Justification Submitted	The use of Toll Credits has been requested	
				S	-	-	-	-	-			
				T	-	832	-	-	832			

*If the "Source of Local Funds" column states the use of toll credits; the same has been added to the "F" share.

GOVERNMENT OF PUERTO RICO
 PUERTO RICO DEPARTMENT OF TRANSPORTATION AND PUBLIC WORKS
 PUERTO RICO HIGHWAY AND TRANSPORTATION AUTHORITY
 STATEWIDE TRANSPORTATION IMPROVEMENT PROGRAM
 FISCAL YEARS 2017 - 2020
 Amendment #3 Administrative Modification

SECTION 5307: SAN JUAN URBANIZED AREA (SJUA)

Num.	Description		Year AppORTioned	Annual Element	Three Years Program				Total	Project Justification	Source of Local Funds	Remarks
					2017	2018	2019	2020	Est. Cost			
106	Drivers and Physical Examination	Carolina	2018	F		1,800			1,800	Narrative Justification Submitted	The use of Toll Credits has been requested	
				S	-	-			-			
				T	-	1,800			1,800			
107	Employee Education Training	Carolina	2018	F	-	3,360			3,360	Narrative Justification Submitted	The use of Toll Credits has been requested	
				S	-	-			-			
				T	-	3,360		-	3,360			
108	Intelligent Transportation System-Monthly Payment Support	Carolina	2018	F		22,800			22,800	Narrative Justification Submitted	The use of Toll Credits has been requested	
				S		-			-			
				T		22,800			22,800			
109	Security Cameras/DVR System-Monthly Payment Support	Carolina	2018	F	-	24,320			24,320	Narrative Justification Submitted	The use of Toll Credits has been requested	
				S	-	-			-			
				T	-	24,320			24,320			
110	Repair of Bus Wash Facilities	Carolina	2018	F		10,000	10,000		20,000	Narrative Justification Submitted	The use of Toll Credits has been requested	
				S		-			-			
				T	-	10,000	10,000		20,000			

*If the "Source of Local Funds" column states the use of toll credits; the same has been added to the "F" share.

GOVERNMENT OF PUERTO RICO
 PUERTO RICO DEPARTMENT OF TRANSPORTATION AND PUBLIC WORKS
 PUERTO RICO HIGHWAY AND TRANSPORTATION AUTHORITY
 STATEWIDE TRANSPORTATION IMPROVEMENT PROGRAM
 FISCAL YEARS 2017 - 2020
 Amendment #3 Administrative Modification

SECTION 5307: SAN JUAN URBANIZED AREA (SJUA)

Num.	Description		Year AppORTIONED	Annual Element	Three Years Program				Total	Project Justification	Source of Local Funds	Remarks
					2017	2018	2019	2020	Est. Cost			
111	Replacing Communications Equipment	Carolina	2018	F		28,983			28,983	Narrative Justification Submitted	The use of Toll Credits has been requested	
				S	-	-			-			
				T	-	28,983			28,983			
112	Rehabilitation of Barrazas Bus Terminal Facilities	Carolina	2018	F	-	29,589			29,589	Narrative Justification Submitted	The use of Toll Credits has been requested	
				S	-	-			-			
				T	-	29,589			29,589			
113	Rehabilitation of Bus Drivers Rest Area	Carolina	2018	F		78,400			78,400	Narrative Justification Submitted	The use of Toll Credits has been requested	
				S		-			-			
				T		78,400			78,400			
114	Bus Rehabilitation	Carolina	2018	F	-	640,000	-	-	640,000	Narrative Justification Submitted	The use of Toll Credits has been requested	
				S	-	-	-	-	-			
				T	-	640,000	-	-	640,000			
115	Operational Assistance for ADA Paratransit Services	Cataño	2018	F	-	64,000	64,000	64,000	192,000	Narrative Justification Submitted	The use of Toll Credits has been requested	
				S		-			-			
				T	-	64,000	64,000	64,000	192,000			
116	Construction of sidewalks and Ramps, Removal of architectural Barriers along the Trolley Route	Cayey	2018	F	-	175,532			175,532	Narrative Justification Submitted	The use of Toll Credits has been requested	
				S		-			-			
				T	-	175,532	-	-	175,532			
117	Design and Construction of Five Bus Shelters and Signage for Dos Bocas New Route	Corozal	2018	F	-	104,513	-		104,513	Narrative Justification Submitted	The use of Toll Credits has been requested	
				S		-	-		-			
				T	-	104,513	-	-	104,513			
118	Design and Construction of Sidewalks along Shelter and Stops; Eldery Center, City Hall & Dos Bocas.	Corozal	2018	F		156,800			156,800	Narrative Justification Submitted	The use of Toll Credits has been requested	
				S	-	-			-			
				T	-	156,800	-	-	156,800			

*If the "Source of Local Funds" column states the use of toll credits; the same has been added to the "F" share.

GOVERNMENT OF PUERTO RICO
 PUERTO RICO DEPARTMENT OF TRANSPORTATION AND PUBLIC WORKS
 PUERTO RICO HIGHWAY AND TRANSPORTATION AUTHORITY
 STATEWIDE TRANSPORTATION IMPROVEMENT PROGRAM
 FISCAL YEARS 2017 - 2020
 Amendment #3 Administrative Modification

SECTION 5307: SAN JUAN URBANIZED AREA (SJUA)

Num.	Description		Year Apporportioned	Annual Element	Three Years Program				Total Est. Cost	Project Justification	Source of Local Funds	Remarks
					2017	2018	2019	2020				
119	Operational Assistance for ADA Paratransit	Corozal	2018	F	-	22,992	22,992	22,992	68,976	Narrative Justification Submitted	The use of Toll Credits has been requested	
				S	-	-	-	-				
				T	-	22,992	22,992	22,992	68,976			
120	Acquisition of One (1) 16 Passenger Bus for Fixed Route; Dos Bocas New Route and One (1) Paratransit 11 Passenger	Corozal	2018	F	-	200,000			200,000	Narrative Justification Submitted	The use of Toll Credits has been requested	
				S	-	-						
				T	-	200,000	-	-	200,000			
120	Identification of Bus Stops for the Campo y Pueblo Fixed Route Service	Dorado	2018	F	-	6,531	-		6,531	Narrative Justification Submitted	The use of Toll Credits has been requested	
				S	-	-	-	-				
				T	-	6,531	-	-	6,531			
121	Operational Assistance for ADA Paratransit Services	Guaynabo	2018	F	-	93,726	93,726	93,726	281,179	Narrative Justification Submitted	The use of Toll Credits has been requested	
				S	-	-						
				T	-	93,726	93,726	93,726	281,179			
122	Design Improvements to Sidewalks on Fixed Trolley Route	Gurabo	2018	F	-	96,000	-	-	96,000	Narrative Justification Submitted	The use of Toll Credits has been requested	
				S	-	-	-	-				
				T	-	96,000	-	-	96,000			

*If the "Source of Local Funds" column states the use of toll credits; the same has been added to the "F" share.

GOVERNMENT OF PUERTO RICO
 PUERTO RICO DEPARTMENT OF TRANSPORTATION AND PUBLIC WORKS
 PUERTO RICO HIGHWAY AND TRANSPORTATION AUTHORITY
 STATEWIDE TRANSPORTATION IMPROVEMENT PROGRAM
 FISCAL YEARS 2017 - 2020
 Amendment #3 Administrative Modification

SECTION 5307: SAN JUAN URBANIZED AREA (SJUA)

Num.	Description		Year Apporportioned	Annual Element	Three Years Program				Total	Project Justification	Source of Local Funds	Remarks
					2017	2018	2019	2020	Est. Cost			
123	Design, Environmental Compliance and Construction of Paseo Lineal at Jaguas Ward	Gurabo	2018	F	-	40,800	-	-	40,800	Narrative Justification Submitted	The use of Toll Credits has been requested	
				S	-	-	-	-	-			
				T	-	40,800	-	-	40,800			
124	Purchase of Computer Equipment and Radio Communication System	Humacao	2018	F	-	14,728	-	-	14,728	Narrative Justification Submitted	The use of Toll Credits has been requested	
				S	-	-	-	-	-			
				T	-	14,728	-	-	14,728			
125	Purchase of Equipment for Municipal Transit Garage	Humacao	2018	F	-	1,760	-	-	1,760	Narrative Justification Submitted	The use of Toll Credits has been requested	
				S	-	-	-	-	-			
				T	-	1,760	-	-	1,760			
20	Replacement of Two(2) 30 Ft vehicles	Juncos	2018	F	-	320,000	-	-	320,000	Narrative Justification Submitted	The use of Toll Credits has been requested	
				S	-	-	-	-	-			
				T	-	320,000	-	-	320,000			

*If the "Source of Local Funds" column states the use of toll credits; the same has been added to the "F" share.

GOVERNMENT OF PUERTO RICO
 PUERTO RICO DEPARTMENT OF TRANSPORTATION AND PUBLIC WORKS
 PUERTO RICO HIGHWAY AND TRANSPORTATION AUTHORITY
 STATEWIDE TRANSPORTATION IMPROVEMENT PROGRAM
 FISCAL YEARS 2017 - 2020
 Amendment #3 Administrative Modification

SECTION 5307: SAN JUAN URBANIZED AREA (SJUA)

Num.	Description		Year Apporportioned	Annual Element	Three Years Program				Total Est. Cost	Project Justification	Source of Local Funds	Remarks
					2017	2018	2019	2020				
126	Construction of Maintenance Facilities, Phase II	Las Piedras	2018	F	-	284,000	-	-	284,000	Narrative Justification Submitted	The use of Toll Credits has been requested	
				S	-	-	-	-				
				T	-	284,000	-	-	284,000			
127	Preventive Maintenance Costs for Public Transportation Terminals	Manatí	2018	F	-	173,844	-	-	173,844	Narrative Justification Submitted	The use of Toll Credits has been requested	
				S	-	-	-	-				
				T	-	173,844	-	-	173,844			
128	Construction Ramps and Reconstruction Sidewalks along Trolley Route	San Lorenzo	2018	F	-	453,636	-	-	453,636	Narrative Justification Submitted	The use of Toll Credits has been requested	
				S	-	-	-	-				
				T	-	453,636	-	-	453,636			
129	Improvements to Access - Bus shelters on Fixed Routes Services (20 stops)	Vega Baja	2018	F	-	320,000	-	-	320,000	Narrative Justification Submitted	The use of Toll Credits has been requested	
				S	-	-	-	-				
				T	-	320,000	-	-	320,000			
130	Signage for Bus Stops, Route Information and Cross Walks on Fixed Routes	Vega Baja	2018	F	-	24,000	-	-	24,000	Narrative Justification Submitted	The use of Toll Credits has been requested	
				S	-	-	-	-				
				T	-	24,000	-	-	24,000			
131	Preventive Maintenance	Yabucoa	2018	F	-	10,000	10,000	10,000	30,000	Narrative Justification Submitted	The use of Toll Credits has been requested	
				S	-	-	-	-				
				T	-	10,000	10,000	10,000	30,000			
132	Preventive Maintenance for the Fixed Route and Paratransit Fleet	MBA	2018	F	-	12,000,000	-	-	12,000,000	Narrative Justification Submitted	The use of Toll Credits has been requested	
				S	-	-	-	-				
				T	-	12,000,000	-	-	12,000,000			
Total Federal Funds:					52,385,117	30,050,371	18,751,677	18,009,651	119,196,815			
Total State or Local Funds:					13,096,279	-	-	-	-			
Total					65,481,396	33,613,838	23,202,269	22,464,383	144,761,886			

*If the "Source of Local Funds" column states the use of toll credits; the same has been added to the "F" share.



Government of Puerto Rico

Puerto Rico Department of Transportation and Public Works
Puerto Rico Highway and Transportation Authority

Statewide Transportation Improvement Program (STIP)
Fiscal Years 2017-2020

FEDERAL TRANSIT ADMINISTRATION (FTA)

San Juan Urbanized Area (SJUA)

(UA > 1,000,000 in Population)

Operating Assistance Special Rule

Section 5307

GOVERNMENT OF PUERTO RICO
 PUERTO RICO DEPARTMENT OF TRANSPORTATION AND PUBLIC WORKS
 PUERTO RICO HIGHWAY AND TRANSPORTATION AUTHORITY
 STATEWIDE TRANSPORTATION IMPROVEMENT PROGRAM
 FISCAL YEARS 2017 - 2020
 Amendment #3 Administrative Modification

SECTION 5307: FTA OPERATING ASSISTANCE SPECIAL RULE, SAN JUAN URBANIZED AREA

Num.	Description	Grantee	Year Apporportioned	Annual Element		Three Years Program				Total	Project Justification	Source of Local Funds	Remarks
					2017	2018	2019	2020	Est. Cost				
1	Operating Assistance Special Rule	PRHTA/ATI	2014	F	3,371,330					3,371,330			Carryover Funds \$1,661,361 FY 2015 & \$1,709,969 FY 2016
				S	3,371,330		-	-		3,371,330			
				T	6,742,660		-	-		6,742,660			
2	Operating Assistance Special Rule	Caguas	2015	F	179,974					179,974			Carryover Funds \$69,630 FY 2015. \$110,344 FY 2016 in Fta Grant PR-2017-003-00
				S	179,974		-	-		179,974			
				T	359,948		-	-		359,948			
3	Operating Assistance Special Rule	Carolina	2016	F	447,721					447,721			Carryover Funds \$ 447,721 FY 2016.
				S	447,721		-	-		447,721			
				T	895,442		-	-		895,442			
4	Operating Assistance Special Rule	Cayey	2016	F	53,114					53,114			Carryover Funds \$ 53,114 FY 2016.
				S	53,114		-	-		53,114			
				T	106,227		-	-		106,227			
5	Operating Assistance Special Rule	Cidra	2016	F	54,132					54,132			Carryover Funds \$ 54,132 FY 2016.
				S	54,132		-	-		54,132			
				T	108,263		-	-		108,263			

GOVERNMENT OF PUERTO RICO
 PUERTO RICO DEPARTMENT OF TRANSPORTATION AND PUBLIC WORKS
 PUERTO RICO HIGHWAY AND TRANSPORTATION AUTHORITY
 STATEWIDE TRANSPORTATION IMPROVEMENT PROGRAM
 FISCAL YEARS 2017 - 2020
 Amendment #3 Administrative Modification

SECTION 5307: FTA OPERATING ASSISTANCE SPECIAL RULE, SAN JUAN URBANIZED AREA

Num.	Description	Grantee	Year Apportioned	Annual Element	Three Years Program				Total	Project Justification	Source of Local Funds	Remarks
					2017	2018	2019	2020	Est. Cost			
6	Operating Assistance Special Rule	Dorado	2015	F	61,691				61,691			Carryover Funds \$30,881 FY 2015 & \$30,810 FY 2016. \$20,559 in FTA Grant PR-2017-005-00
				S	61,691		-	-	61,691			
				T	123,382		-	-	123,382			
7	Operating Assistance -Special Rule	Guaynabo	2015	F	713,537				713,537			Carryover Funds \$337,643 FY 2015 & \$375,894 FY 2016. FY 2015 in Application under FTA Consideration. TrAMS # 1905-2016-1
				S	713,537	-	-	-	713,537			
				T	1,427,075	-	-	-	1,427,075			
8	Operating Assistance -Special Rule	Gurabo	2015	F	36,884				36,884			Carryover Funds \$10,954 FY 2015 & \$20,431 FY 2016
				S	36,884	-	-	-	36,884			
				T	73,769	-	-	-	73,769			
9	Operating Assistance Special Rule	Humacao	2014	F	149,268				149,268			Carryover Funds \$50,026 FY 2014, \$47,701 FY 2015 & \$51,541 FY 2014 & 2015 in Application under FTA Consideration TrAMS # 5567-2016-1
				S	149,268		-	-	149,268			
				T	298,535		-	-	298,535			

GOVERNMENT OF PUERTO RICO
 PUERTO RICO DEPARTMENT OF TRANSPORTATION AND PUBLIC WORKS
 PUERTO RICO HIGHWAY AND TRANSPORTATION AUTHORITY
 STATEWIDE TRANSPORTATION IMPROVEMENT PROGRAM
 FISCAL YEARS 2017 - 2020
 Amendment #3 Administrative Modification

SECTION 5307: FTA OPERATING ASSISTANCE SPECIAL RULE, SAN JUAN URBANIZED AREA

Num.	Description	Grantee	Year Apportioned	Annual Element		Three Years Program			Total	Project Justification	Source of Local Funds	Remarks
					2017	2018	2019	2020	Est. Cost			
10	Operating Assistance Special Rule	Juncos	2015	F	121,408				121,408			Carryover Funds \$57,333 FY 2015 & \$64,074 FY 2016. FY 2015 in Application under FTA Consideration. TrAMS # 3050-2016-1
				S	121,408		-	-	121,408			
				T	242,816		-	-	242,816			
12	Operating Assistance -Special Rule	San Juan	2014	F	718,528				718,528			Carryover Funds \$214,967 FY 2014, \$227,614 FY 2015 & \$275,947 FY 2016. FY 2015 in Application under FTA Consideration TrAMS # 1886-2016-1
				S	718,528	-	-	-	718,528			
				T	1,437,056	-	-	-	1,437,056			
13	Operating Assistance Special Rule	San Lorenzo	2014	F	96,613				96,613			Carryover Funds \$37,038 FY 2015 & \$59,576. \$60,658.00 in FTA Grant PR-2017-009-00
				S	96,613		-	-	96,613			
				T	193,226		-	-	193,226			
14	Operating Assistance Special Rule	Toa Baja	2014	F	183,119				183,119			Carryover Funds \$88,397 FY 2015 & \$ 94,721 FY 2016
				S	183,119			-	183,119			
				T	366,237			-	366,237			
15	Operating Assistance -Special Rule	Vega Alta	2015	F	62,258				62,258			Carry over Funds \$17,833 FY 2015 & \$44,425 FY2016. FY 2015 in application under FTA Consideration. TrAMS # 5462-2016-1
				S	62,258	-	-	-	62,258			
				T	124,516	-	-	-	124,516			
16	Operating Assistance -Special Rule	Vega Baja	2015	F	140,726				140,726			Carryover Funds \$75,743 FY 2015 & \$64,983 FY 2016
				S	140,726	-	-	-	140,726			
				T	281,453	-	-	-	281,453			

GOVERNMENT OF PUERTO RICO
 PUERTO RICO DEPARTMENT OF TRANSPORTATION AND PUBLIC WORKS
 PUERTO RICO HIGHWAY AND TRANSPORTATION AUTHORITY
 STATEWIDE TRANSPORTATION IMPROVEMENT PROGRAM
 FISCAL YEARS 2017 - 2020
 Amendment #3 Administrative Modification

SECTION 5307: FTA OPERATING ASSISTANCE SPECIAL RULE, SAN JUAN URBANIZED AREA

Num.	Description	Grantee	Year Apportioned	Annual Element	Three Years Program				Total	Project Justification	Source of Local Funds	Remarks
					2017	2018	2019	2020	Est. Cost			
1	Operating Assistance -Special Rule	Dorado	2018	F	-	63,502			63,502			
				S	-	63,502	-	-	63,502			
				T	-	127,004	-	-	127,004			
2	Operating Assistance -Special Rule	Cayey	2018	F	-	56,468			56,468			
				S	-	56,468			56,468			
				T	-	112,936			112,936			
3	Operating Assistance -Special Rule	Guaynabo	2018	F	-	338,015			338,015			
				S	-	338,015			338,015			
				T	-	676,030			676,030			
4	Operating Assistance -Special Rule	Juncos	2018	F	-	80,258			80,258			
				S	-	80,258	-	-	80,258			
				T	-	160,516	-	-	160,516			
5	Operating Assistance -Special Rule	Manati	2018	F	-	42,783			42,783			
				S	-	42,783			42,783			
				T	-	85,566			85,566			
6	Operating Assistance -Special Rule	Toa Baja	2018	F	-	222,857			222,857			
				S	-	222,857			222,857			
				T	-	445,714			445,714			
7	Operating Assistance -Special Rule	Vega Alta	2018	F	-	53,323			53,323			
				S	-	53,323	-	-	53,323			
				T	-	106,646	-	-	106,646			
8	Operating Assistance -Special Rule	San Lorenzo	2018	F	-	47,515			47,515			
				S	-	47,515	-	-	47,515			
				T	-	95,030	-	-	95,030			
Total Federal Funds:					6,390,303	904,721	-	-	7,295,024			
Total State or Local Funds:					6,390,303	904,721	-	-	7,295,024			
Total					12,780,605	1,809,442	-	-	14,590,047			



Government of Puerto Rico

Puerto Rico Department of Transportation and Public Works
Puerto Rico Highway and Transportation Authority

Statewide Transportation Improvement Program (STIP)
Fiscal Years 2017-2020

FEDERAL TRANSIT ADMINISTRATION (FTA)
San Juan Urbanized Area (SJUA)
(UA > 1,000,000 in Population)

Section 5310

GOVERNMENT OF PUERTO RICO
 PUERTO RICO DEPARTMENT OF TRANSPORTATION AND PUBLIC WORKS
 PUERTO RICO HIGHWAY AND TRANSPORTATION AUTHORITY
 STATEWIDE TRANSPORTATION IMPROVEMENT PROGRAM
 FISCAL YEARS 2017 - 2020
 Amendment #3 Administrative Modification

SECTION 5310: ELDERLY AND PERSONS WITH DISABILITIES PROGRAM, SAN JUAN URBANIZED AREA

Num.	Description	Grantee	Year	Annual Element	Three Years Program			Total Est. Cost	Project Justification	Source of Local Funds	Remarks
					2017	2018	2019				
1	Acquisition of Three (3) Mini Buses (16 Passengers Capacity) for the Municipality of Bayamón	PRHTA	2018	F	270,000	-	-	270,000	Narrative Justification Prepared by the Municipality	Toll Credits	
				S		-	-	-			
				T	270,000	-	-	270,000			
2	Acquisition of Two (2) Mini Buses (16 Passengers Capacity) for the Municipality of Cataño	PRHTA	2018	F	180,000	-	-	180,000	Narrative Justification Prepared by the Municipality	Toll Credits	
				S		-	-	-			
				T	180,000	-	-	180,000			
3	Preventive Maintenance for 5310 Transit Fleet for the Municipality of Corozal	PRHTA	2018	F	8,184	-	-	8,184	Narrative Justification Prepared by the Municipality	Toll Credits	
				S		-	-	-			
				T	8,184	-	-	8,184			
4	Acquisition of Three (3) Vans (11 Passengers Capacity) for the Municipality of Juncos	PRHTA	2018	F	240,000	-	-	240,000	Narrative Justification Prepared by the Municipality	Toll Credits	
				S		-	-	-			
				T	240,000	-	-	240,000			
5	Acquisition of Three (3) Vehicles, Two (2) Vans (11 Passengers Capacity) and One (1) Mini Bus (16 Passenger Capacity) for the Municipality of Loiza	PRHTA	2018	F	263,508	-	-	263,508	Narrative Justification Prepared by the Municipality	Toll Credits	
				S		-	-	-			
				T	263,508	-	-	263,508			
6	Acquisition of Three (3) Vans (11 Passengers Capacity) for the Municipality of Vega Baja	PRHTA	2018	F	240,000	-	-	240,000	Narrative Justification Prepared by the Municipality	Toll Credits	
				S		-	-	-			
				T	240,000	-	-	240,000			

*If the "Source of Local Funds" column states the use of toll credits; the same has been added to the "F" share.

GOVERNMENT OF PUERTO RICO
 PUERTO RICO DEPARTMENT OF TRANSPORTATION AND PUBLIC WORKS
 PUERTO RICO HIGHWAY AND TRANSPORTATION AUTHORITY
 STATEWIDE TRANSPORTATION IMPROVEMENT PROGRAM
 FISCAL YEARS 2017 - 2020
 Amendment #3 Administrative Modification

SECTION 5310: ELDERLY AND PERSONS WITH DISABILITIES PROGRAM, SAN JUAN URBANIZED AREA

Num.	Description	Grantee	Year	Annual Element	Three Years Program			Total Est. Cost	Project Justification	Source of Local Funds	Remarks
					2017	2018	2019				
7	Preventive Maintenance for 5310 Transit Fleet for the Municipality of Aibonito	PRHTA	2018	F	8,800	-	-	8,800	Narrative Justification Prepared by the Municipality	Toll Credits	
				S	-	-	-	-			
				T	8,800	-	-	8,800			
8	Operational Assistance for 5310 Transit Fleet for the Municipality of Aibonito	PRHTA	2018	F	26,200	-	-	26,200	Narrative Justification Prepared by the Municipality	Toll Credits	
				S	-	-	-	-			
				T	26,200	-	-	26,200			
9	Preventive Maintenance for 5310 Transit Fleet for the Municipality of Cidra	PRHTA	2018	F	13,200	-	-	13,200	Narrative Justification Prepared by the Municipality	Toll Credits	
				S	-	-	-	-			
				T	13,200	-	-	13,200			
10	Operational Assistance for 5310 Transit Fleet for the Municipality of Cidra	PRHTA	2018	F	39,300	-	-	39,300	Narrative Justification Prepared by the Municipality	Toll Credits	
				S	-	-	-	-			
				T	39,300	-	-	39,300			
11	Preventive Maintenance for 5310 Transit Fleet for the Municipality of Maunabo	PRHTA	2018	F	8,800	-	-	8,800	Narrative Justification Prepared by the Municipality	Toll Credits	
				S	-	-	-	-			
				T	8,800	-	-	8,800			
12	Operational Assistance for 5310 Transit Fleet for the Municipality of Maunabo	PRHTA	2018	F	26,200	-	-	26,200	Narrative Justification Prepared by the Municipality	Toll Credits	
				S	-	-	-	-			
				T	26,200	-	-	26,200			

*If the "Source of Local Funds" column states the use of toll credits; the same has been added to the "F" share.

GOVERNMENT OF PUERTO RICO
 PUERTO RICO DEPARTMENT OF TRANSPORTATION AND PUBLIC WORKS
 PUERTO RICO HIGHWAY AND TRANSPORTATION AUTHORITY
 STATEWIDE TRANSPORTATION IMPROVEMENT PROGRAM
 FISCAL YEARS 2017 - 2020
 Amendment #3 Administrative Modification

SECTION 5310: ELDERLY AND PERSONS WITH DISABILITIES PROGRAM, SAN JUAN URBANIZED AREA

Num.	Description	Grantee	Year	Annual Element	Three Years Program			Total Est. Cost	Project Justification	Source of Local Funds	Remarks
					2017	2018	2019				
13	Preventive Maintenance for 5310 Transit Fleet for the Municipality of Salinas	PRHTA	2018	F	8,800	-	-	8,800	Narrative Justification Prepared by the Municipality	Toll Credits	
				S	-	-	-	-			
				T	8,800	-	-	8,800			
14	Operational Assistance for 5310 Transit Fleet for the Municipality of Salinas	PRHTA	2018	F	26,200	-	-	26,200	Narrative Justification Prepared by the Municipality	Toll Credits	
				S	-	-	-	-			
				T	26,200	-	-	26,200			
15	Preventive Maintenance for 5310 Transit Fleet for the Municipality of San Juan	PRHTA	2018	F	26,400	-	-	26,400	Narrative Justification Prepared by the Municipality	Toll Credits	
				S	-	-	-	-			
				T	26,400	-	-	26,400			
16	Operational Assistance for 5310 Transit Fleet for the Municipality of San Juan	PRHTA	2018	F	78,600	-	-	78,600	Narrative Justification Prepared by the Municipality	Toll Credits	
				S	-	-	-	-			
				T	78,600	-	-	78,600			
17	Preventive Maintenance for 5310 Transit Fleet for Centro Ramón Frade (Municipality of Cayey)	PRHTA	2018	F	4,400	-	-	4,400	Narrative Justification Prepared by the Municipality	Toll Credits	
				S	-	-	-	-			
				T	4,400	-	-	4,400			
18	Operational Assistance for 5310 Transit Fleet for Centro Ramón Frade (Municipality of Cayey)	PRHTA	2018	F	13,100	-	-	13,100	Narrative Justification Prepared by the Municipality	Toll Credits	
				S	-	-	-	-			
				T	13,100	-	-	13,100			

*If the "Source of Local Funds" column states the use of toll credits; the same has been added to the "F" share.

GOVERNMENT OF PUERTO RICO
 PUERTO RICO DEPARTMENT OF TRANSPORTATION AND PUBLIC WORKS
 PUERTO RICO HIGHWAY AND TRANSPORTATION AUTHORITY
 STATEWIDE TRANSPORTATION IMPROVEMENT PROGRAM
 FISCAL YEARS 2017 - 2020
 Amendment #3 Administrative Modification

SECTION 5310: ELDERLY AND PERSONS WITH DISABILITIES PROGRAM, SAN JUAN URBANIZED AREA

Num.	Description	Grantee	Year	Annual Element	Three Years Program			Total Est. Cost	Project Justification	Source of Local Funds	Remarks
					2017	2018	2019				
19	Preventive Maintenance for 5310 Transit Fleet for Fundación Modesto Gotay (Trujillo Alto)	PRHTA	2018	F	4,400	-	-	4,400	Narrative Justification Prepared by the Entity	Toll Credits	
				S	-	-	-	-			
				T	4,400	-	-	4,400			
20	Operational Assistance for 5310 Transit Fleet for Fundación Modesto Gotay (Trujillo Alto)	PRHTA	2018	F	13,100	-	-	13,100	Narrative Justification Prepared by the Entity	Toll Credits	
				S	-	-	-	-			
				T	13,100	-	-	13,100			
21	Preventive Maintenance for 5310 Transit Fleet for the Municipality of Trujillo Alto	PRHTA	2018	F	4,400	-	-	4,400	Narrative Justification Prepared by the Entity	Toll Credits	
				S	-	-	-	-			
				T	4,400	-	-	4,400			
22	Operational Assistance for 5310 Transit Fleet for the Municipality of Trujillo Alto	PRHTA	2018	F	13,100	-	-	13,100	Narrative Justification Prepared by the Entity	Toll Credits	
				S	-	-	-	-			
				T	13,100	-	-	13,100			
23	Additional Funds for Preventive Maintenance for 5310 Transit Fleet for the Municipality of Corozal	PRHTA	2018	F	8,800	-	-	8,800	Narrative Justification Prepared by the Entity	Toll Credits	
				S	-	-	-	-			
				T	8,800	-	-	8,800			
24	Operational Assistance for 5310 Transit Fleet for the Municipality of Corozal	PRHTA	2018	F	26,200	-	-	26,200	Narrative Justification Prepared by the Entity	Toll Credits	
				S	-	-	-	-			
				T	26,200	-	-	26,200			

*If the "Source of Local Funds" column states the use of toll credits; the same has been added to the "F" share.

GOVERNMENT OF PUERTO RICO
 PUERTO RICO DEPARTMENT OF TRANSPORTATION AND PUBLIC WORKS
 PUERTO RICO HIGHWAY AND TRANSPORTATION AUTHORITY
 STATEWIDE TRANSPORTATION IMPROVEMENT PROGRAM
 FISCAL YEARS 2017 - 2020
 Amendment #3 Administrative Modification

SECTION 5310: ELDERLY AND PERSONS WITH DISABILITIES PROGRAM, SAN JUAN URBANIZED AREA

Num.	Description	Grantee	Year	Annual Element	Three Years Program			Total Est. Cost	Project Justification	Source of Local Funds	Remarks
					2017	2018	2019				
25	Preventive Maintenance for 5310 Transit Fleet for the Municipality of Humacao	PRHTA	2018	F	8,800	-	-	8,800	Narrative Justification Prepared by the Entity	Toll Credits	
				S	-	-	-	-			
				T	8,800	-	-	8,800			
26	Operational Assistance for 5310 Transit Fleet for the Municipality of Humacao	PRHTA	2018	F	26,200	-	-	26,200	Narrative Justification Prepared by the Entity	Toll Credits	
				S	-	-	-	-			
				T	26,200	-	-	26,200			
27	Preventive Maintenance for 5310 Transit Fleet for the Municipality of Toa Baja	PRHTA	2018	F	8,800	-	-	8,800	Narrative Justification Prepared by the Entity	Toll Credits	
				S	-	-	-	-			
				T	8,800	-	-	8,800			
28	Operational Assistance for 5310 Transit Fleet for the Municipality of Toa Baja	PRHTA	2018	F	26,200	-	-	26,200	Narrative Justification Prepared by the Entity	Toll Credits	
				S	-	-	-	-			
				T	26,200	-	-	26,200			
29	Preventive Maintenance for 5310 Transit Fleet for the Municipality of Río Grande	PRHTA	2018	F	22,000	-	-	22,000	Narrative Justification Prepared by the Entity	Toll Credits	
				S	-	-	-	-			
				T	22,000	-	-	22,000			
30	Operational Assistance for 5310 Transit Fleet for the Municipality of Río Grande	PRHTA	2018	F	65,500	-	-	65,500	Narrative Justification Prepared by the Entity	Toll Credits	
				S	-	-	-	-			
				T	65,500	-	-	65,500			

*If the "Source of Local Funds" column states the use of toll credits; the same has been added to the "F" share.

GOVERNMENT OF PUERTO RICO
 PUERTO RICO DEPARTMENT OF TRANSPORTATION AND PUBLIC WORKS
 PUERTO RICO HIGHWAY AND TRANSPORTATION AUTHORITY
 STATEWIDE TRANSPORTATION IMPROVEMENT PROGRAM
 FISCAL YEARS 2017 - 2020
 Amendment #3 Administrative Modification

SECTION 5310: ELDERLY AND PERSONS WITH DISABILITIES PROGRAM, SAN JUAN URBANIZED AREA

Num.	Description	Grantee	Year	Annual Element	Three Years Program			Total Est. Cost	Project Justification	Source of Local Funds	Remarks
					2017	2018	2019				
31	Preventive Maintenance for 5310 Transit Fleet for the Municipality of Vega Baja	PRHTA	2018	F	22,000	-	-	22,000	Narrative Justification Prepared by the Entity	Toll Credits	
				S	-	-	-	-			
				T	22,000	-	-	22,000			
32	Operational Assistance for 5310 Transit Fleet for the Municipality of Vega Baja	PRHTA	2018	F	65,500	-	-	65,500	Narrative Justification Prepared by the Entity	Toll Credits	
				S	-	-	-	-			
				T	65,500	-	-	65,500			
33	Preventive Maintenance for 5310 Transit Fleet for the Municipality of Cataño	PRHTA	2018	F	13,200	-	-	13,200	Narrative Justification Prepared by the Entity	Toll Credits	
				S	-	-	-	-			
				T	13,200	-	-	13,200			
34	Operational Assistance for 5310 Transit Fleet for the Municipality of Cataño	PRHTA	2018	F	39,300	-	-	39,300	Narrative Justification Prepared by the Entity	Toll Credits	
				S	-	-	-	-			
				T	39,300	-	-	39,300			
35	Preventive Maintenance for 5310 Transit Fleet for the Municipality of Aguas Buenas	PRHTA	2018	F	8,800	-	-	8,800	Narrative Justification Prepared by the Entity	Toll Credits	
				S	-	-	-	-			
				T	8,800	-	-	8,800			
36	Operational Assistance for 5310 Transit Fleet for the Municipality of Aguas Buenas	PRHTA	2018	F	26,200	-	-	26,200	Narrative Justification Prepared by the Entity	Toll Credits	
				S	-	-	-	-			
				T	26,200	-	-	26,200			

*If the "Source of Local Funds" column states the use of toll credits; the same has been added to the "F" share.

GOVERNMENT OF PUERTO RICO
 PUERTO RICO DEPARTMENT OF TRANSPORTATION AND PUBLIC WORKS
 PUERTO RICO HIGHWAY AND TRANSPORTATION AUTHORITY
 STATEWIDE TRANSPORTATION IMPROVEMENT PROGRAM
 FISCAL YEARS 2017 - 2020
 Amendment #3 Administrative Modification

SECTION 5310: ELDERLY AND PERSONS WITH DISABILITIES PROGRAM, SAN JUAN URBANIZED AREA

Num.	Description	Grantee	Year	Annual Element	Three Years Program			Total Est. Cost	Project Justification	Source of Local Funds	Remarks
					2017	2018	2019				
37	Preventive Maintenance for 5310 Transit Fleet for the Municipality of Barranquitas	PRHTA	2018	F	8,800	-	-	8,800	Narrative Justification Prepared by the Entity	Toll Credits	
				S	-	-	-	-			
				T	8,800	-	-	8,800			
38	Operational Assistance for 5310 Transit Fleet for the Municipality of Barranquitas	PRHTA	2018	F	26,200	-	-	26,200	Narrative Justification Prepared by the Entity	Toll Credits	
				S	-	-	-	-			
				T	26,200	-	-	26,200			
39	Preventive Maintenance for 5310 Transit Fleet for the Municipality of Gurabo	PRHTA	2018	F	13,200	-	-	13,200	Narrative Justification Prepared by the Entity	Toll Credits	
				S	-	-	-	-			
				T	13,200	-	-	13,200			
40	Operational Assistance for 5310 Transit Fleet for the Municipality of Gurabo	PRHTA	2018	F	39,300	-	-	39,300	Narrative Justification Prepared by the Entity	Toll Credits	
				S	-	-	-	-			
				T	39,300	-	-	39,300			
41	Preventive Maintenance for 5310 Transit Fleet for the Municipality of Caguas	PRHTA	2018	F	17,600	-	-	17,600	Narrative Justification Prepared by the Entity	Toll Credits	
				S	-	-	-	-			
				T	17,600	-	-	17,600			
42	Operational Assistance for 5310 Transit Fleet for the Municipality of Caguas	PRHTA	2018	F	52,400	-	-	52,400	Narrative Justification Prepared by the Entity	Toll Credits	
				S	-	-	-	-			
				T	52,400	-	-	52,400			
43	Preventive Maintenance for 5310 Transit Fleet for the Municipality of Bayamón	PRHTA	2018	F	13,200	-	-	13,200	Narrative Justification Prepared by the Entity	Toll Credits	
				S	-	-	-	-			
				T	13,200	-	-	13,200			
44	Operational Assistance for 5310 Transit Fleet for the Municipality of Bayamón	PRHTA	2018	F	39,300	-	-	39,300	Narrative Justification Prepared by the Entity	Toll Credits	
				S	-	-	-	-			
				T	39,300	-	-	39,300			
45	Preventive Maintenance for 5310 Transit Fleet for the Municipality of Juncos	PRHTA	2018	F	13,200	-	-	13,200	Narrative Justification Prepared by the Entity	Toll Credits	
				S	-	-	-	-			
				T	13,200	-	-	13,200			

*If the "Source of Local Funds" column states the use of toll credits; the same has been added to the "F" share.

GOVERNMENT OF PUERTO RICO
 PUERTO RICO DEPARTMENT OF TRANSPORTATION AND PUBLIC WORKS
 PUERTO RICO HIGHWAY AND TRANSPORTATION AUTHORITY
 STATEWIDE TRANSPORTATION IMPROVEMENT PROGRAM
 FISCAL YEARS 2017 - 2020
 Amendment #3 Administrative Modification

SECTION 5310: ELDERLY AND PERSONS WITH DISABILITIES PROGRAM, SAN JUAN URBANIZED AREA

Num.	Description	Grantee	Year	Annual Element	Three Years Program			Total Est. Cost	Project Justification	Source of Local Funds	Remarks
					2017	2018	2019				
46	Operational Assistance for 5310 Transit Fleet for the Municipality of Juncos	PRHTA	2018	F	39,300	-	-	39,300	Narrative Justification Prepared by the Entity	Toll Credits	
				S	-	-	-	-			
				T	39,300	-	-	39,300			
47	Preventive Maintenance for 5310 Transit Fleet for the Municipality of Loiza	PRHTA	2018	F	13,200	-	-	13,200	Narrative Justification Prepared by the Entity	Toll Credits	
				S	-	-	-	-			
				T	13,200	-	-	13,200			
48	Operational Assistance for 5310 Transit Fleet for the Municipality of Loiza	PRHTA	2018	F	39,300	-	-	39,300	Narrative Justification Prepared by the Entity	Toll Credits	
				S	-	-	-	-			
				T	39,300	-	-	39,300			
49	Preventive Maintenance for 5310 Transit Fleet for (Instituto Psicopedagógico de Puerto Rico)	PRHTA	2018	F	4,400	-	-	4,400	Narrative Justification Prepared by the Entity	Toll Credits	
				S	-	-	-	-			
				T	4,400	-	-	4,400			
50	Operational Assistance for 5310 Transit Fleet for (Instituto Psicopedagógico de Puerto Rico)	PRHTA	2018	F	13,100	-	-	13,100	Narrative Justification Prepared by the Entity	Toll Credits	
				S	-	-	-	-			
				T	13,100	-	-	13,100			
51	Preventive Maintenance for 5310 Transit Fleet for the Municipality of Toa Alta	PRHTA	2018	F	4,400	-	-	4,400	Narrative Justification Prepared by the Entity	Toll Credits	
				S	-	-	-	-			
				T	4,400	-	-	4,400			
52	Operational Assistance for 5310 Transit Fleet for the Municipality of Toa Alta	PRHTA	2018	F	13,100	-	-	13,100	Narrative Justification Prepared by the Entity	Toll Credits	
				S	-	-	-	-			
				T	13,100	-	-	13,100			
53	Preventive Maintenance for 5310 Transit Fleet for (COSSMA, Las Piedras)	PRHTA	2018	F	4,400	-	-	4,400	Narrative Justification Prepared by the Entity	Toll Credits	
				S	-	-	-	-			
				T	4,400	-	-	4,400			

*If the "Source of Local Funds" column states the use of toll credits; the same has been added to the "F" share.

GOVERNMENT OF PUERTO RICO
 PUERTO RICO DEPARTMENT OF TRANSPORTATION AND PUBLIC WORKS
 PUERTO RICO HIGHWAY AND TRANSPORTATION AUTHORITY
 STATEWIDE TRANSPORTATION IMPROVEMENT PROGRAM
 FISCAL YEARS 2017 - 2020
 Amendment #3 Administrative Modification

SECTION 5310: ELDERLY AND PERSONS WITH DISABILITIES PROGRAM, SAN JUAN URBANIZED AREA

Num.	Description	Grantee	Year	Annual Element	Three Years Program			Total Est. Cost	Project Justification	Source of Local Funds	Remarks
					2017	2018	2019				
54	Operational Assistance for 5310 Transit Fleet for (COSSMA, Las Piedras)	PRHTA	2018	F	13,100	-	-	13,100	Narrative Justification Prepared by the Entity	Toll Credits	
				S	-	-	-	-			
				T	13,100	-	-	13,100			
55	Preventive Maintenance for 5310 Transit Fleet for (COSSMA, Yabucoa)	PRHTA	2018	F	4,400	-	-	4,400	Narrative Justification Prepared by the Entity	Toll Credits	
				S	-	-	-	-			
				T	4,400	-	-	4,400			
56	Operational Assistance for 5310 Transit Fleet for (COSSMA, Yabucoa)	PRHTA	2018	F	13,100	-	-	13,100	Narrative Justification Prepared by the Entity	Toll Credits	
				S	-	-	-	-			
				T	13,100	-	-	13,100			
57	Preventive Maintenance for 5310 Transit Fleet for (MAVI, Caguas)	PRHTA	2018	F	4,400	-	-	4,400	Narrative Justification Prepared by the Entity	Toll Credits	
				S	-	-	-	-			
				T	4,400	-	-	4,400			
58	Operational Assistance for 5310 Transit Fleet for (MAVI, Caguas)	PRHTA	2018	F	13,100	-	-	13,100	Narrative Justification Prepared by the Entity	Toll Credits	
				S	-	-	-	-			
				T	13,100	-	-	13,100			
59	Preventive Maintenance for 5310 Transit Fleet for (MAVI, Río Grande)	PRHTA	2018	F	4,400	-	-	4,400	Narrative Justification Prepared by the Entity	Toll Credits	
				S	-	-	-	-			
				T	4,400	-	-	4,400			
60	Operational Assistance for 5310 Transit Fleet for (MAVI, Río Grande)	PRHTA	2018	F	13,100	-	-	13,100	Narrative Justification Prepared by the Entity	Toll Credits	
				S	-	-	-	-			
				T	13,100	-	-	13,100			
61	Preventive Maintenance for 5310 Vehicle Fleet for the Centro Club de Oro, Inc.(Caguas)	PRHTA	2018	F	3,520	-	-	3,520	Narrative Justification Prepared by the Entity	Toll Credits	
				S	-	-	-	-			
				T	3,520	-	-	3,520			
62	Operational Assistance for 5310 vehicle fleet for Centro Club de Oro, Inc. (Caguas)	PRHTA	2018	F	6,550	-	-	6,550	Narrative Justification Prepared by the Entity	Toll Credits	
				S	-	-	-	-			
				T	6,550	-	-	6,550			
63	Program Administration	PRHTA	2016	F	249,458	-	-	249,458			
				S	-	-	-	-			
				T	249,458	-	-	249,458			
Total Federal Funds:				F	2,563,720	-	-	2,563,720			
				S	-	-	-	-			
				T	2,563,720	-	-	2,563,720			

*If the "Source of Local Funds" column states the use of toll credits; the same has been added to the "F" share.



Government of Puerto Rico

Puerto Rico Department of Transportation and Public Works
Puerto Rico Highway and Transportation Authority

Statewide Transportation Improvement Program (STIP)
Fiscal Years 2017-2020

FEDERAL TRANSIT ADMINISTRATION (FTA)
San Juan Urbanized Area (SJUA)
(UA > 1,000,000 in Population)

Section 5329

GOVERNMENT OF PUERTO RICO
 PUERTO RICO DEPARTMENT OF TRANSPORTATION AND PUBLIC WORKS
 PUERTO RICO HIGHWAY AND TRANSPORTATION AUTHORITY
 STATEWIDE TRANSPORTATION IMPROVEMENT PROGRAM
 FISCAL YEARS 2017 - 2020
 Amendment #3 Administrative Modification

SECTION 5329: STATE SAFETY OVERSIGHT PROGRAM, SAN JUAN URBANIZED AREA

Num.	Description	Grantee	Year Apportioned	Annual Element	Three Years Program			Total	Project Justification	Source of Local Funds	Remarks	
				2017	2018	2019	2020	Est. Cost				
1	State Safety Oversight Program	PREMA	2017	F	771,212	-	-	-	771,212			Carryover Funds of are being utilized.
				S	192,803	-	-	-	192,803			
				T	964,015	-	-	-	964,015			
Total Federal Funds:					771,212	-	-	-	771,212			
Total State or Local Funds:					192,803	-	-	-	192,803			
Total					964,015	-	-	-	964,015			



Government of Puerto Rico

Puerto Rico Department of Transportation and Public Works
Puerto Rico Highway and Transportation Authority

Statewide Transportation Improvement Program (STIP)
Fiscal Years 2017-2020

FEDERAL TRANSIT ADMINISTRATION (FTA)
San Juan Urbanized Area (SJUA)
(UA > 1,000,000 in Population)

Section 5337

GOVERNMENT OF PUERTO RICO
 PUERTO RICO DEPARTMENT OF TRANSPORTATION AND PUBLIC WORKS
 PUERTO RICO HIGHWAY AND TRANSPORTATION AUTHORITY
 STATEWIDE TRANSPORTATION IMPROVEMENT PROGRAM
 FISCAL YEARS 2017 - 2020
 Amendment #3 Administrative Modification

SECTION 5337: HIGH INTENSITY FIXED GUIDEWAY STATE OF GOOD REPAIR, SAN JUAN URBANIZED AREA

Num.	Description	Grantee	Year Apportioned	Annual Element	Three Years Program				Total	Project Justification	Source of Local Funds	Remarks
					2017	2018	2019	2020	Est. Cost			
1	Preventive Maintenance cost for Tren Urbano	PRHTA	2018	F	-	11,000,000	5,000,000	5,000,000	21,000,000	Narrative Justification Submitted	The use of Toll Credits has been requested	
				S	-	-	-	-	-			
				T	-	11,000,000	5,000,000	5,000,000	21,000,000			
Total Federal Funds:				-	11,000,000	5,000,000	5,000,000	21,000,000				
Total State or Local Funds:				-	-	-	-	-				
Total				-	11,000,000	5,000,000	5,000,000	21,000,000				

*If the "Source of Local Funds" column states the use of toll credits; the same has been added to the "F" share.



Government of Puerto Rico

Puerto Rico Department of Transportation and Public Works
Puerto Rico Highway and Transportation Authority

Statewide Transportation Improvement Program (STIP)
Fiscal Years 2017-2020

FEDERAL TRANSIT ADMINISTRATION (FTA)
San Juan Urbanized Area (SJUA)
(UA > 1,000,000 in Population)

Section 5339

GOVERNMENT OF PUERTO RICO
 PUERTO RICO DEPARTMENT OF TRANSPORTATION AND PUBLIC WORKS
 PUERTO RICO HIGHWAY AND TRANSPORTATION AUTHORITY
 STATEWIDE TRANSPORTATION IMPROVEMENT PROGRAM
 FISCAL YEARS 2017 - 2020
 Amendment #3 Administrative Modification

SECTION 5339: BUS AND BUS FACILITIES PROGRAM, SAN JUAN URBANIZED AREA

Num.	Description	Grantee	Year		Three Years Program			Total	Total	Project Justification	Source of Local Funds	Remarks
					2017	2018	2019	2020	Est. Cost			
1	Repair and upgrade of the Francisco Pereira Transportation Terminal located at the Rafael Cordero Ave, corner of Goyco St., terminal St., and Acosta St.	Caguas	2015	F	2,531,522	-	-	-	2,531,522	Narrative Justification Submitted	Certification Prepared by the Municipality	Grant-2017-015-00
				S	632,881	-	-	-	632,881			
				T	3,164,403	-	-	-	3,164,403			
2	Renovation and Development of the Francisco Pereira Transportation Terminal	Caguas	2015	F	-	-	2,413,602	2,413,602	4,827,203	Narrative Justification Submitted	Certification Prepared by the Municipality	Subject to completion of the repair and upgrade of the terminal
				S	-	-	603,400	603,400	1,206,801			
				T	-	-	3,017,002	3,017,002	6,034,004			
3	Replacement of One (1) Paratransit Van (12 Passenger Capacity) for the Municipality of Juncos	Juncos	2015	F	72,000	-	-	-	72,000	Narrative Justification Submitted	Certification Prepared by the Municipality	
				S	18,000	-	-	-	18,000			
				T	90,000	-	-	-	90,000			
4	Improvement of the Maintenance Garage	MBA	2017	F	1,265,761	-	-	-	1,265,761	Narrative Justification Submitted		
				S	316,440	-	-	-	316,440			
				T	1,582,201	-	-	-	1,582,201			
5	Replacement of Ninety Two (92) Stop Bus Sign for the Municipality of Toa Baja	Toa Baja	2015	F	14,720	-	-	-	14,720	Narrative Justification Submitted	Certification Prepared by the Municipality	
				S	3,680	-	-	-	3,680			
				T	18,400	-	-	-	18,400			

*If the "Source of Local Funds" column states the use of toll credits; the same has been added to the "F" share.

GOVERNMENT OF PUERTO RICO
 PUERTO RICO DEPARTMENT OF TRANSPORTATION AND PUBLIC WORKS
 PUERTO RICO HIGHWAY AND TRANSPORTATION AUTHORITY
 STATEWIDE TRANSPORTATION IMPROVEMENT PROGRAM
 FISCAL YEARS 2017 - 2020
 Amendment #3 Administrative Modification

SECTION 5339: BUS AND BUS FACILITIES PROGRAM, SAN JUAN URBANIZED AREA

Num.	Description	Grantee	Year		Three Years Program			Total	Total	Project Justification	Source of Local Funds	Remarks
					2017	2018	2019	2020	Est. Cost			
6	Replacement of Thirty Six (36) Trolley Bus Stops, Phase 1	Bayamón	2018	F	-	176,000		-	176,000	Narrative Justification Submitted	The use of Toll Credits has been requested	
				S	-	-		-	-			
				T	-	176,000	-	-	176,000			
7	Aquisition of Two (2) trolley	Bayamón	2018	F	-	160,000	160,000	-	320,000	Narrative Justification Submitted	The use of Toll Credits has been requested	
				S	-	-	-	-	-			
				T	-	160,000	160,000	-	320,000			
8	Acquisition of Two (2) Paratransit Bus	Bayamón	2018	F	-	128,000		-	128,000	Narrative Justification Submitted	The use of Toll Credits has been requested	
				S	-	-		-	-			
				T	-	128,000		-	128,000			
9	Security Improvements for Market Square Terminal	Canóvanas	2018	F	-	127,000			127,000	Narrative Justification Submitted	The use of Toll Credits has been requested	Lapsing Funds FY2015
				S	-	-			-			
				T	-	127,000			127,000			
10	Replacing and Restoring of Bus Stops Signage	Carolina	2018	F	-	20,000	-	-	20,000	Narrative Justification Submitted	Certification Prepared by the Municipality	
				S	-	-	-	-	-			
				T	-	20,000	-	-	20,000			
11	Acquisition of Three (3) 24 Passenger Minibuses for Replacement of Trolley	Cataño	2018	F	-	297,352	148,676		446,028	Narrative Justification Submitted	The use of Toll Credits has been requested	
				S	-	-	-		-			
				T	-	297,352	148,676	-	446,028			
12	Acquisition of Two (2) Passenger Trolleys with Handicap Ramp for Replacement	Cidra	2018	F	-	270,320			270,320	Narrative Justification Submitted	The use of Toll Credits has been requested	
				S	-	-			-			
				T	-	270,320	-	-	270,320			
13	Acquisition and Installation of Six (6) Radio Communications for FTA Funded Buses.	Corozal	2018	F	-	4,032	-		4,032	Narrative Justification Submitted	The use of Toll Credits has been requested	Lapsing Funds FY2015
				S	-	-	-		-			
				T	-	4,032	-	-	4,032			
14	Acquisition of Equipment and Tools for the Maintenance of Buses	Corozal	2018	F	-	1,120			1,120	Narrative Justification Submitted	The use of Toll Credits has been requested	Lapsing Funds FY2015
				S	-	-			-			
				T	-	1,120	-	-	1,120			

*If the "Source of Local Funds" column states the use of toll credits; the same has been added to the "F" share.

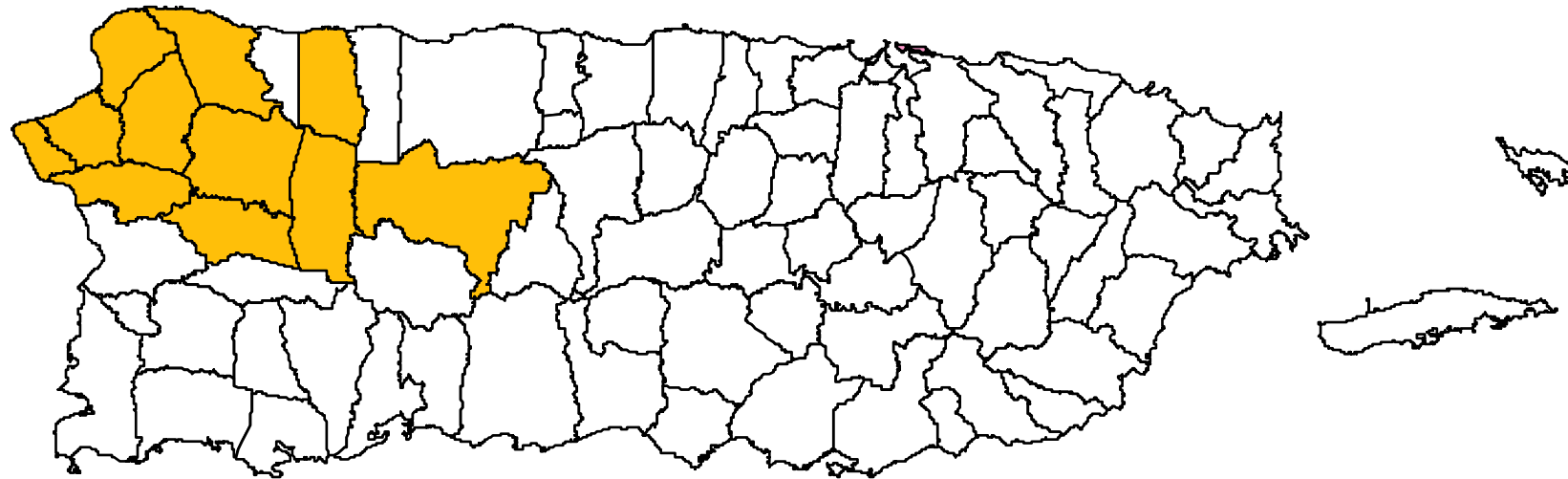
GOVERNMENT OF PUERTO RICO
 PUERTO RICO DEPARTMENT OF TRANSPORTATION AND PUBLIC WORKS
 PUERTO RICO HIGHWAY AND TRANSPORTATION AUTHORITY
 STATEWIDE TRANSPORTATION IMPROVEMENT PROGRAM
 FISCAL YEARS 2017 - 2020
 Amendment #3 Administrative Modification

SECTION 5339: BUS AND BUS FACILITIES PROGRAM, SAN JUAN URBANIZED AREA

Num.	Description	Grantee	Year	Apportioned	Three Years Program			Total	Total	Project Justification	Source of Local Funds	Remarks
					2017	2018	2019	2020	Est. Cost			
15	Acquisition of Computer Equipment and Transportation Software	Corozal	2018	F	-	800			800	Narrative Justification Submitted	The use of Toll Credits has been requested	Lapsing Funds FY2015
				S	-	-			-			
				T	-	800			800			
16	Acquisition of Security Cameras for designated FTA facilities	Corozal	2018	F		6,000			6,000	Narrative Justification Submitted	The use of Toll Credits has been requested	Lapsing Funds FY2015
				S		-			-			
				T		6,000			6,000			
17	Replacement of Two (2) 16 passenger Fixed Route Buses	Dorado	2018	F	-	176,000	-		176,000	Narrative Justification Submitted	The use of Toll Credits has been requested	
				S		-	-		-			
				T	-	176,000	-	-	176,000			
18	Construction and Rehabilitation of 17 Bus Shelters in Fixed Route	Vega Baja	2018	F	-	67,960			67,960	Narrative Justification Submitted	The use of Toll Credits has been requested	
				S		-			-			
				T		67,960			67,960			
19	Replacement of buses for the fixed route fleet	MBA	2018	F	-	3,000,000			3,000,000	Narrative Justification Submitted	The use of Toll Credits has been requested	Lapsing Funds FY2015 and FY2016
				S		-			-			
				T	-	3,000,000			3,000,000			
20	Mid Life Overhaul 2010-2013 fleet	MBA	2018	F	-	1,600,000	-		1,600,000	Narrative Justification Submitted	The use of Toll Credits has been requested	
				S		-	-		-			
				T	-	1,600,000	-	-	1,600,000			
Total Federal Funds:					3,884,003	6,034,584	2,722,278	2,413,602	15,054,466			
Total State or Local Funds:					971,001	-	603,400	603,400	2,177,802			
Total					4,855,004	6,034,584	3,325,678	3,017,002	17,232,268			

*If the "Source of Local Funds" column states the use of toll credits; the same has been added to the "F" share.

Aguadilla Urbanized Area



■ *Aguadilla Urbanized Area (AUA) (UA > 200,000 in Population)*



Government of Puerto Rico

Puerto Rico Department of Transportation and Public Works

Puerto Rico Highway and Transportation Authority

Statewide Transportation Improvement Program (STIP)
Fiscal Years 2017-2020

FEDERAL TRANSIT ADMINISTRATION (FTA)

Aguadilla Urbanized Area (AUA)

(UA > 200,000 in Population)

Section 5307

GOVERNMENT OF PUERTO RICO
PUERTO RICO DEPARTMENT OF TRANSPORTATION AND PUBLIC WORKS
PUERTO RICO HIGHWAY AND TRANSPORTATION AUTHORITY
STATEWIDE TRANSPORTATION IMPROVEMENT PROGRAM
FISCAL YEARS 2017 - 2020
Amendment #3 Administrative Modification

SECTION 5307: AGUADILLA URBANIZED AREA (AUA)

Num.	Description	Grantee	Year Entered	Annual Element		Three Year Program				Total Est. Cost	Project Justification	Source of Local Funds	Remarks
					2017	2018	2019	2020					
1	Provision of Paratransit Services in Accordance with ADA Regulations	Aguada	2015	F	198,010	67,328	68,001	68,681	402,021	Narrative Submitted by Municipality	Certification Prepared by the Municipality	Carryover Funds \$65,348 FY 2015 & \$66,001 FY 2016	
				S	49,503	16,832	17,000	17,170	100,505				
				T	247,513	84,160	85,002	85,852	502,526				
2	Preventive Maintenance Cost for Public Transportation Services	Aguada	2015	F	43,825	14,902	15,051	15,202	88,980	Narrative Submitted by Municipality	Certification Prepared by the Municipality	Carryover Funds \$14,463 FY 2015 & \$14,608 FY 2016	
				S	10,956	3,726	3,763	3,800	22,245				
				T	54,781	18,628	18,814	19,002	111,224				
3	Preventive Maintenance Cost for Public Transportation Terminal	Aguada	2015	F	35,500	12,071	12,192	12,314	72,076	Narrative Submitted by Municipality	Certification Prepared by the Municipality	Carryover Funds \$11,716 FY 2015 & \$11,833 FY 2016	
				S	8,875	3,018	3,048	3,078	18,019				
				T	44,375	15,089	15,240	15,392	90,095				
4	Acquisition of Radio Communication System for Trolleys and Paratransit Vehicles	Aguada	2015	F	7,500	-	-	-	7,500	Narrative Submitted by Municipality	Certification Prepared by the Municipality	Carryover Funds FY 2015	
				S	1,875	-	-	-	1,875				
				T	9,375	-	-	-	9,375				
5	Preventive Maintenance Cost for Public Transportation Services	Añasco	2015	F	3,891	1,975	1,995	2,015	9,875	Narrative Submitted by Municipality	Certification Prepared by the Municipality	\$1,936 Carryover Funds FY 2015 and \$1,955 FY 2016	
				S	973	494	499	504	2,469				
				T	4,864	2,469	2,493	2,518	12,344				
6	Purchase of Computer System and Peripherals for ADA Paratransit Program Operation	Isabela	2015	F	4,000	-	-	-	4,000	Narrative Submitted by Municipality	Certification Prepared by the Municipality	Carryover Funds FY 2015	
				S	1,000	-	-	-	1,000				
				T	5,000	-	-	-	5,000				

*If the "Source of Local Funds" column states the use of toll credits; the same has been added to the "F" share.

GOVERNMENT OF PUERTO RICO
PUERTO RICO DEPARTMENT OF TRANSPORTATION AND PUBLIC WORKS
PUERTO RICO HIGHWAY AND TRANSPORTATION AUTHORITY
STATEWIDE TRANSPORTATION IMPROVEMENT PROGRAM
FISCAL YEARS 2017 - 2020
Amendment #3 Administrative Modification

SECTION 5307: AGUADILLA URBANIZED AREA (AUA)

Num.	Description	Grantee	Year Entered	Annual Element		Three Year Program				Total Est. Cost	Project Justification	Source of Local Funds	Remarks
					2017	2018	2019	2020					
7	Acquisition of Five (5) Clean Energy Vehicles for Complementary Transportation System and New Urban Center Routes	Isabela	2015	F	364,800	-	-	-	364,800	Narrative Justification Submitted by the Municipality	Certification Prepared by the Municipality	Carryover Funds FY 2015	
				S	91,200	-	-	-	91,200				
				T	456,000	-	-	-	456,000				
8	Preventive Maintenance Cost for Public Transportation Services	Las Marías	2015	F	6,388	3,242	3,274	3,307	16,211	Narrative Submitted by Municipality	Certification Prepared by the Municipality	Carryover Funds \$3,178 FY 2015 & \$3,210 FY 2016	
				S	1,597	811	819	827	4,053				
				T	7,985	4,053	4,093	4,134	20,264				
9	NEPA Process, Design and Specifications for the Construction of Initial Station for the Public Transportation System in Los Patriotas Ave.	Lares	2015	F	14,000	-	-	-	14,000	Narrative Submitted by Municipality	Certification Prepared by the Municipality	Carryover Funds FY 2015	
				S	3,500	-	-	-	3,500				
				T	17,500	-	-	-	17,500				
10	Acquisition of 300 Stop Signs for Public Transportation Service in Bo. Piletas, Callejones, Pueblo, Lares, Espino, La Torre and Urban Zone	Lares	2015	F	29,300	-	-	-	29,300	Narrative Submitted by Municipality	Certification Prepared by the Municipality	Carryover Funds FY 2015	
				S	7,325	-	-	-	7,325				
				T	36,625	-	-	-	36,625				
11	Acquisition of Ten (10) Shelters for Public Transportation Service in Los Patriotas Ave.	Lares	2015	F	33,142	-	-	-	33,142	Narrative Submitted by Municipality	Certification Prepared by the Municipality	Carryover Funds FY 2015	
				S	8,286	-	-	-	8,286				
				T	41,428	-	-	-	41,428				

*If the "Source of Local Funds" column states the use of toll credits; the same has been added to the "F" share.

GOVERNMENT OF PUERTO RICO
 PUERTO RICO DEPARTMENT OF TRANSPORTATION AND PUBLIC WORKS
 PUERTO RICO HIGHWAY AND TRANSPORTATION AUTHORITY
 STATEWIDE TRANSPORTATION IMPROVEMENT PROGRAM
 FISCAL YEARS 2017 - 2020
 Amendment #3 Administrative Modification

SECTION 5307: AGUADILLA URBANIZED AREA (AUA)

Num.	Description	Grantee	Year Entered	Annual Element		Three Year Program			Total Est. Cost	Project Justification	Source of Local Funds	Remarks
					2017	2018	2019	2020				
12	Construction of Initial Station for the Public Transportation System in Los Patriotas Ave.	Lares	2015	F	126,000	-	-	-	126,000	Narrative Submitted by Municipality	Certification Prepared by the Municipality	Carryover Funds FY 2015
				S	31,500	-	-	-	31,500			
				T	157,500	-	-	-	157,500			
13	Preventive Maintenance Cost for Vehicles Fleet	Rincón	2015	F	20,492	10,400	10,504	10,609	52,005	Narrative Submitted by Municipality	Certification Prepared by the Municipality	Carryover Funds \$10,195 FY 2015 & \$10,297 FY 2016
				S	5,123	2,600	2,626	2,652	13,001			
				T	25,615	13,000	13,130	13,261	65,006			
14	Construction of Bus Shelters Along Trolley Route	Rincón	2015	F	32,000	-	-	-	32,000	Narrative Submitted by Municipality	Certification Prepared by the Municipality	Carryover Funds FY 2015
				S	8,000	-	-	-	8,000			
				T	40,000	-	-	-	40,000			
15	Rehabilitation of Public Transportation Terminal	San Sebastián	2015	F	991,600	-	-	-	991,600	Narrative Submitted by Municipality	Certification Prepared by the Municipality	
				S	247,900	-	-	-	247,900			
				T	1,239,500	-	-	-	1,239,500			
16	Preventive Manintenance Cost for Vehicles Fleet	San Sebastián	2015	F	18,172	9,191	9,283	9,376	46,022	Narrative Submitted by Municipality	Certification Prepared by the Municipality	Carryover \$9,072 FY 2015 & \$9,100 FY 2016. Application under FTA Consideration. TrAMS # 5489-2016-1-P1
				S	4,543	2,298	2,321	2,344	11,506			
				T	22,715	11,489	11,604	11,720	57,528			

*If the "Source of Local Funds" column states the use of toll credits; the same has been added to the "F" share.

GOVERNMENT OF PUERTO RICO
 PUERTO RICO DEPARTMENT OF TRANSPORTATION AND PUBLIC WORKS
 PUERTO RICO HIGHWAY AND TRANSPORTATION AUTHORITY
 STATEWIDE TRANSPORTATION IMPROVEMENT PROGRAM
 FISCAL YEARS 2017 - 2020
 Amendment #3 Administrative Modification

SECTION 5307: AGUADILLA URBANIZED AREA (AUA)

Num.	Description	Grantee	Year Entered	Annual Element	Three Year Program				Total Est. Cost	Project Justification	Source of Local Funds	Remarks
					2017	2018	2019	2020				
17	Phase III. Access Improvements to Streets	Añasco	2018	F		647,252			647,252			
				S		-			-			
				T		647,252			647,252			
18	Bicycle Facilities and Access	Añasco	2018	F	-	-	626,765	-	626,765			
				S	-	-	-	-	-			
				T	-		626,765	-	626,765			
19	Preventive Maintenance for annual element for 5 buses.	Añasco	2018	F	-	8,332	8,332	8,332	24,996			
				S	-	-	-	-	-			
				T	-	8,332	8,332	8,332	24,996			
20	Operating Assistance ADA Paratransit Service, Preventive Maintenance for Buses	Añasco	2018	F	-	45,983	45,984	45,985	137,952			
				S	-	-	-	-	-			
				T	-	45,983	45,984	45,985	137,952			
21	Preventive Maintenance for 9 vehicles	Lares	2018	F	-	89,718	89,718	89,718	269,154			
				S	-	-	-	-	-			
				T	-	89,718	89,718	89,718	269,154			
Total Federal Funds:					1,928,620	910,394	891,099	265,538	3,995,651			
Total State or Local Funds:					482,155	29,777	30,075	30,376	572,383			
Total					2,410,775	940,171	921,174	295,914	4,568,034			

*If the "Source of Local Funds" column states the use of toll credits; the same has been added to the "F" share.



Government of Puerto Rico

Puerto Rico Department of Transportation and Public Works
Puerto Rico Highway and Transportation Authority

Statewide Transportation Improvement Program (STIP)
Fiscal Years 2017-2020

FEDERAL TRANSIT ADMINISTRATION (FTA)

Aguadilla Urbanized Area (AUA)

(UA > 200,000 in Population)

Operating Assistance Special Rule

Section 5307

GOVERNMENT OF PUERTO RICO
PUERTO RICO DEPARTMENT OF TRANSPORTATION AND PUBLIC WORKS
PUERTO RICO HIGHWAY AND TRANSPORTATION AUTHORITY
STATEWIDE TRANSPORTATION IMPROVEMENT PROGRAM
FISCAL YEARS 2017 - 2020
Amendment #3 Administrative Modification

SECTION 5307: FTA OPERATING ASSISTANCE SPECIAL RULE, AGUADILLA URBANIZED AREA (AUA)

Num.	Description	Grantee	Year Entered	Annual Element	Three Year Program				Total Est. Cost	Project Justification	Source of Local Funds	Remarks
					2017	2018	2019	2020				
1	Operating Assistance Special Rule	Aguada	2015	F	152,238				152,238			Carryover Funds \$88,302 FY 2015 & \$63,935 FY 2016
				S	152,238				152,238			
				T	304,476				304,476			
2	Operating Assistance Special Rule	Lares	2015	F	194,647				194,647			Carryover Funds \$65,612 FY 2015 & \$129,036 FY 2016
				S	194,647				194,647			
				T	389,295				389,295			
3	Operating Assistance Special Rule	San Sebastián	2015	F	106,797				106,797			Carryover Funds \$64,450 FY 2015 & \$42,348 FY 2016
				S	106,797				106,797			
				T	213,595				213,595			
Total Federal Funds:					453,683	-	-	-	453,683			
Total State or Local Funds:					453,683	-	-	-	453,683			
Total					907,365	-	-	-	907,365			



Government of Puerto Rico

Puerto Rico Department of Transportation and Public Works

Puerto Rico Highway and Transportation Authority

Statewide Transportation Improvement Program (STIP)

Fiscal Years 2017-2020

FEDERAL TRANSIT ADMINISTRATION (FTA)

Aguadilla Urbanized Area (AUA)

(UA > 200,000 in Population)

Section 5310

GOVERNMENT OF PUERTO RICO
 PUERTO RICO DEPARTMENT OF TRANSPORTATION AND PUBLIC WORKS
 PUERTO RICO HIGHWAY AND TRANSPORTATION AUTHORITY
 STATEWIDE TRANSPORTATION IMPROVEMENT PROGRAM
 FISCAL YEARS 2017 - 2020
 Amendment #3 Administrative Modification

SECTION 5310: SECTION 5310: ELDERLY AND PERSONS WITH DISABILITIES PROGRAM, AGUADILLA URBANIZED AREA (AUA)

Num.	Description	Grantee	Year Entered	Annual Element	Three Year Program				Total Est. Cost	Project Justification	Source of Local Funds	Remarks
					2017	2018	2019	2020				
1	Acquisition of Four (4) Mini Buses (16 Passengers Capacity) for the Municipality of Aguadilla	PRHTA	2018	F		360,000	-	-	360,000	Narrative Justification Prepared by the Municipality	The use of toll credits has been requested	
				S		-	-	-	-			
				T		360,000	-	-	360,000			
2	Preventive Maintenance for 5310 Transit Fleet for the Municipality of Añasco	PRHTA	2018	F		8,184	-	-	8,184	Narrative Justification Prepared by the Municipality	The use of toll credits has been requested	
				S		-	-	-	-			
				T		8,184	-	-	8,184			
3	Acquisition of One (1) Mini Bus (16 Passengers Capacity) for the Municipality of Lares	PRHTA	2018	F		90,000	-	-	90,000	Narrative Justification Prepared by the Municipality	The use of toll credits has been requested	
				S		-	-	-	-			
				T		90,000	-	-	90,000			
4	Program Administration	PRHTA	2016	F		39,999	-	-	39,999			
				S		-	-	-	-			
				T		39,999	-	-	39,999			
Total Federal Funds:						498,183	-	-	498,183			
Total State or Local Funds:						-	-	-	-			
Total						498,183	-	-	498,183			

*If the "Source of Local Funds" column states the use of toll credits; the same has been added to the "F" share.



Government of Puerto Rico

Puerto Rico Department of Transportation and Public Works
Puerto Rico Highway and Transportation Authority

Statewide Transportation Improvement Program (STIP)
Fiscal Years 2017-2020

FEDERAL TRANSIT ADMINISTRATION (FTA)
Aguadilla Urbanized Area (AUA)
(UA > 200,000 in Population)

Section 5339

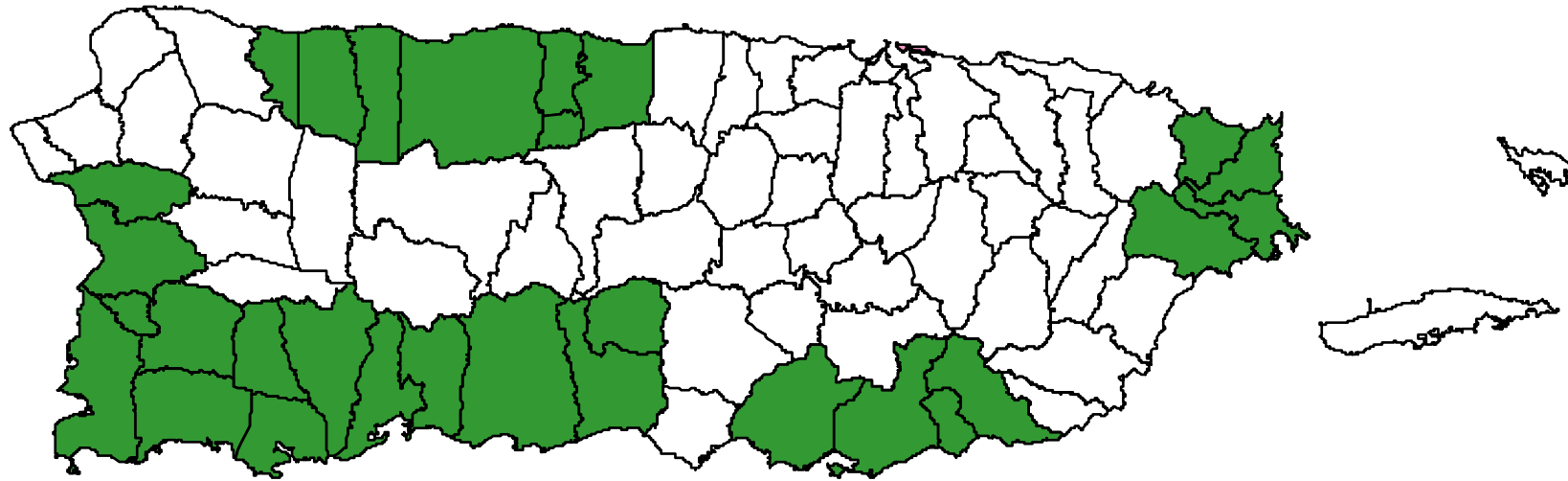
GOVERNMENT OF PUERTO RICO
 PUERTO RICO DEPARTMENT OF TRANSPORTATION AND PUBLIC WORKS
 PUERTO RICO HIGHWAY AND TRANSPORTATION AUTHORITY
 STATEWIDE TRANSPORTATION IMPROVEMENT PROGRAM
 FISCAL YEARS 2017 - 2020
 Amendment #3 Administrative Modification

SECTION 5339: AGUADILLA URBANIZED AREA (AUA) BUS AND BUS FACILITIES FORMULA PROGRAM

Num.	Description	Grantee	Year Entered	Annual Element	Three Year Program				Total Est. Cost	Project Justification	Source of Local Funds	Remarks
					2017	2018	2019	2020				
1	Acquisition of two (2) 16 passenger Mini Bus for replacements	Las Marías	2017	F	180,000	-	-	-	180,000	Narrative Justification Submitted	Certification Prepared by the Municipality	
				S	45,000	-	-	-	45,000			
				T	225,000	-	-	-	225,000			
2	Acquisition of 2 computer equipment and software	Aguada	2018	F	-	800	-	-	800	Project justification submitted by Municipality of Aguada	Toll credits	
				S	-	-	-	-	-			
				T	-	800	-	-	800			
3	Support Vehicle	Lares	2018	F	-	85,000	-	-	85,000	Project Justification submitted by the Municipality of Lares	Toll Credits	
				S	-	-	-	-	-			
				T	-	85,000	-	-	85,000			
4	Security System to Public Transportation Facilities and Route	San Sebastián	2018	F	-	50,750	-	-	50,750	Project Justification submitted by the Municipality of San Sebastian	Toll Credits	Pending for final approval
				S	-	-	-	-	-			
				T	-	50,750	-	-	50,750			
		Total Federal Funds:		F	180,000	136,550	-	-	316,550			
				S	45,000	-	-	-	45,000			
				T	225,000	136,550	-	-	361,550			

*If the "Source of Local Funds" column states the use of toll credits; the same has been added to the "F" share.

Urbanized Areas Under 200,000 Population (UZA)



 *Urbanized Areas Under 200,000 Population (UZA)*





Government of Puerto Rico

Puerto Rico Department of Transportation and Public Works
Puerto Rico Highway and Transportation Authority

Statewide Transportation Improvement Program (STIP)
Fiscal Years 2017-2020

FEDERAL TRANSIT ADMINISTRATION (FTA)

Urbanized Area Under 200,000 in Population (UZA)

Section 5307

GOVERNMENT OF PUERTO RICO
 PUERTO RICO DEPARTMENT OF TRANSPORTATION AND PUBLIC WORKS
 PUERTO RICO HIGHWAY AND TRANSPORTATION AUTHORITY
 STATEWIDE TRANSPORTATION IMPROVEMENT PROGRAM
 FISCAL YEARS 2017 - 2020
 Amendment #3 Administrative Modification

SECTION: 5307 URBANIZED AREA FORMULA PROGRAM - URBANIZED AREA UNDER 200,000 POPULATION (UZA)

Num.	Project Description and Localization	Grantee	Year Entered	Annual Element	Three Year Program				Total	Project Justification	Source of Local Funds	Remarks
					2017	2018	2019	2020	Est. Cost			
1	Environmental Study (NEPA Process) Transit System for the Development of North and North Central Transit Corridor Analysis	Barceloneta	2016	F	800,000	-	-	-	800,000	Narrative Justification Prepared by the Municipality	Certification Prepared by the Municipality	Carryover Funds FY 2016. Subject to submit final recommendation of study.
				S	200,000	-	-	-	200,000			
				T	1,000,000	-	-	-	1,000,000			
2	Employee Education/Training	Barceloneta	2014	F	65,280	23,078	-	-	88,358	Narrative Justification Prepared by the Municipality	Certification Prepared by the Municipality	Carryover Funds \$21,120 FY 2015 & \$21,754 FY 2016 / \$16,000 approved in FTA Grant PR-2017-001-00
				S	16,320	5,770	-	-	22,090			
				T	81,600	28,848	-	-	110,448			
3	Preventive Maintenance of Transit Vehicles	Barceloneta	2015	F	1,539,691	777,657	785,434	793,288	3,896,070	Narrative Justification Prepared by the Municipality	Certification Prepared by the Municipality	\$711,667 FY 2015 approved in FTA Grant PR-2017-001-00. Carryover Funds \$733,017 FY 2016. Further analysis required.
				S	384,923	194,414	196,358	198,322	974,018			
				T	1,924,613	972,072	981,792	991,610	4,870,088			
4	Operational Assistance for the Transit System	Barceloneta	2015	F	1,950,573	661,056	667,667	674,343	3,953,639	Narrative Justification Prepared by the Municipality	Certification Prepared by the Municipality	\$648,031 FY 2015 approved in FTA Grant PR-2017-001-00. Carryover Funds \$648,031 FY 2016
				S	1,950,573	661,056	667,667	674,343	3,953,639			
				T	3,901,146	1,322,112	1,335,333	1,348,686	7,907,277			
5	Acquisition of Bicycle Racks to be Place Along the Trolley Routes	Camuy	2013	F	20,000	-	-	-	20,000	Narrative Justification Prepared by the Municipality	Certification Prepared by the Municipality	Carryover Funds. Application under FTA Consideration.
				S	5,000	-	-	-	5,000			
				T	25,000	-	-	-	25,000			
6	Acquisition of Equipment and Tools for the Maintenance of Trolleys and Paratransit Vehicles	Camuy	2013	F	12,000	-	-	-	12,000	Narrative Justification Prepared by the Municipality	Certification Prepared by the Municipality	Carryover Funds. Application under FTA Consideration.
				S	3,000	-	-	-	3,000			
				T	15,000	-	-	-	15,000			

*If the "Source of Local Funds" column states the use of toll credits; the same has been added to the "F" share.

GOVERNMENT OF PUERTO RICO
 PUERTO RICO DEPARTMENT OF TRANSPORTATION AND PUBLIC WORKS
 PUERTO RICO HIGHWAY AND TRANSPORTATION AUTHORITY
 STATEWIDE TRANSPORTATION IMPROVEMENT PROGRAM
 FISCAL YEARS 2017 - 2020
 Amendment #3 Administrative Modification

SECTION: 5307 URBANIZED AREA FORMULA PROGRAM - URBANIZED AREA UNDER 200,000 POPULATION (UZA)

Num.	Project Description and Localization	Grantee	Year Entered	Annual Element	Three Year Program			Total	Project Justification	Source of Local Funds	Remarks	
					2017	2018	2019	2020				Est. Cost
7	Preventive Maintenance of Trolleys and Paratransit Vehicles	Camuy	2013	F	129,933	33,300	33,633	33,969	230,835	Narrative Justification Prepared by the Municipality	Certification Prepared by the Municipality	Carryover Funds 32,000 FY 2014, \$32,320 FY 2015 & \$32,643 FY 2016. Application under FTA Consideration.
				S	32,483	8,325	8,408	8,492	57,709			
				T	162,416	41,625	42,041	42,462	288,544			
8	Acquisition and Installation of Forty One (41) Route Signals Along the Trolley Routes on 485 Road	Camuy	2013	F	12,800	-	-	-	12,800	Narrative Justification Prepared by the Municipality	Certification Prepared by the Municipality	Carryover Funds. Application under FTA Consideration.
				S	3,200	-	-	-	3,200			
				T	16,000	-	-	-	16,000			
9	Acquisition of Radio Communications System for Trolleys and Paratransit Vehicles	Camuy	2013	F	8,000	-	-	-	8,000	Narrative Justification Prepared by the Municipality	Certification Prepared by the Municipality	Carryover Funds. Application under FTA Consideration.
				S	2,000	-	-	-	2,000			
				T	10,000	-	-	-	10,000			
10	Operational assistance of Trolleys and Paratransit Vehicles	Camuy	2017	F	597,357	119,112	120,303	121,506	958,278	Narrative Justification Prepared by the Municipality	Certification Prepared by the Municipality	Carryover Funds \$132,582 FY 2013, \$114,466 FY 2014, \$115,610 FY 2015 & \$116,766 FY 2016. Application under FTA Consideration.
				S	597,357	119,112	120,303	121,506	958,278			
				T	1,194,714	238,224	240,606	243,012	1,916,557			
11	Acquisition and Installation of Six (6) Passengers Shelter Along Trolley Route	Camuy	2013	F	28,000	-	-	-	28,000	Narrative Justification Prepared by the Municipality	Certification Prepared by the Municipality	Carryover Funds. Application under FTA Consideration.
				S	7,000	-	-	-	7,000			
				T	35,000	-	-	-	35,000			
12	Acquisition and Installation of Nineteen (19) Route Signing on Quebrada Route	Camuy	2013	F	10,032	-	-	-	10,032	Narrative Justification Prepared by the Municipality	Certification Prepared by the Municipality	Carryover Funds. Application under FTA Consideration.
				S	2,508	-	-	-	2,508			
				T	12,540	-	-	-	12,540			

*If the "Source of Local Funds" column states the use of toll credits; the same has been added to the "F" share.

GOVERNMENT OF PUERTO RICO
PUERTO RICO DEPARTMENT OF TRANSPORTATION AND PUBLIC WORKS
PUERTO RICO HIGHWAY AND TRANSPORTATION AUTHORITY
STATEWIDE TRANSPORTATION IMPROVEMENT PROGRAM
FISCAL YEARS 2017 - 2020
Amendment #3 Administrative Modification

SECTION: 5307 URBANIZED AREA FORMULA PROGRAM - URBANIZED AREA UNDER 200,000 POPULATION (UZA)

Num.	Project Description and Localization	Grantee	Year Entered	Annual Element	Three Year Program				Total	Project Justification	Source of Local Funds	Remarks
					2017	2018	2019	2020	Est. Cost			
13	Acquisition of Computer Equipment	Camuy	2013	F	2,485	-	-	-	2,485	Narrative Justification Prepared by the Municipality	Certification Prepared by the Municipality	Carryover Funds. Application under FTA Consideration.
				S	621	-	-	-	621			
				T	3,106	-	-	-	3,106			
14	Acquisition and Instalation of security cameras and system for (2) FTA funded facilities.	Camuy	2015	F	35,840	-	-	-	35,840	Narrative Justification Prepared by the Municipality	Certification Prepared by the Municipality	Carryover Funds \$35,840 FY 2015.
				S	8,960	-	-	-	8,960			
				T	44,800	-	-	-	44,800			
15	Acquisition of computer software and hardware for paratransit system and Trolley statistical program	Ceiba	2015	F	4,800	-	-	-	4,800	Narrative Justification Prepared by the Municipality	Certification Prepared by the Municipality	
				S	1,200	-	-	-	1,200			
				T	6,000	-	-	-	6,000			
16	Paratransit and trolley operating costs	Ceiba	2015	F	60,797	61,405	62,019	62,639	246,860	Narrative Justification Prepared by the Municipality	Certification Prepared by the Municipality	
				S	60,797	61,405	62,019	62,639	246,860			
				T	121,594	122,810	124,038	125,278	493,720			
17	Preventive maintenance cost for transit vehicles	Ceiba	2017	F	4,400	4,444	4,488	4,533	17,866	Narrative Justification Prepared by the Municipality	Certification Prepared by the Municipality	
				S	1,100	1,111	1,122	1,133	4,466			
				T	5,500	5,555	5,611	5,667	22,332			
18	Preventive Maintenance for Two (2) Trolleys, One (1) Paratransit and Two (2) Mini-Bus Vehicle	Fajardo	2013	F	25,416	25,670	25,927	26,186	103,199	Narrative Justification Prepared by the Municipality	Certification Prepared by the Municipality	
				S	6,354	6,418	6,482	6,547	25,800			
				T	31,770	32,088	32,409	32,733	128,999			

*If the "Source of Local Funds" column states the use of toll credits; the same has been added to the "F" share.

GOVERNMENT OF PUERTO RICO
 PUERTO RICO DEPARTMENT OF TRANSPORTATION AND PUBLIC WORKS
 PUERTO RICO HIGHWAY AND TRANSPORTATION AUTHORITY
 STATEWIDE TRANSPORTATION IMPROVEMENT PROGRAM
 FISCAL YEARS 2017 - 2020
 Amendment #3 Administrative Modification

SECTION: 5307 URBANIZED AREA FORMULA PROGRAM - URBANIZED AREA UNDER 200,000 POPULATION (UZA)

Num.	Project Description and Localization	Grantee	Year Entered	Annual Element	Three Year Program			Total	Project Justification	Source of Local Funds	Remarks	
					2017	2018	2019	2020				Est. Cost
19	Operational Assistance for Public Transit System	Fajardo	2013	F	130,319	131,622	132,938	134,268	529,147	Narrative Justification Prepared by the Municipality	Certification Prepared by the Municipality	
				S	130,319	131,622	132,938	134,268	529,147			
				T	260,638	263,244	265,877	268,536	1,058,295			
20	Preventive Maintenance for the Vehicles of Transportation System	Hatillo	2017	F	-	26,281	26,281	26,281	78,843	Narrative Justification Prepared by the Municipality	Certification Prepared by the Municipality	FY 2017 funding obligated in FTA Grant 2018-004-00
				S	-	6,570	6,570	6,570	19,711			
				T	-	32,851	32,851	32,851	98,554			
21	Operational Assistance for the Transportation System	Hatillo	2017	F	-	184,689	184,689	184,689	554,066	Narrative Justification Prepared by the Municipality	Certification Prepared by the Municipality	FY 2017 funding obligated in FTA Grant 2018-004-00
				S	-	184,689	184,689	184,689	554,066			
				T	-	369,377	369,377	369,377	1,108,132			
22	Preventive Maintenance for the Vehicles of Transportation System	Hormigueros	2017	F	79,605	80,401	81,205	82,017	323,228	Narrative Justification Prepared by the Municipality	Certification Prepared by the Municipality	
				S	19,901	20,100	20,301	20,504	80,807			
				T	99,506	100,501	101,506	102,521	404,035			
23	Operational Assistance for the Transportation System	Hormigueros	2015	F	80,064	80,865	81,673	82,490	325,092	Narrative Justification Prepared by the Municipality	Certification Prepared by the Municipality	
				S	80,064	80,865	81,673	82,490	325,092			
				T	160,128	161,729	163,347	164,980	650,184			
24	Acquisition of Computer Equipment and Software	Hormigueros	2015	F	3,072	-	-	-	3,072	Narrative Justification Prepared by the Municipality	Certification Prepared by the Municipality	
				S	768	-	-	-	768			
				T	3,840	-	-	-	3,840			

*If the "Source of Local Funds" column states the use of toll credits; the same has been added to the "F" share.

GOVERNMENT OF PUERTO RICO
 PUERTO RICO DEPARTMENT OF TRANSPORTATION AND PUBLIC WORKS
 PUERTO RICO HIGHWAY AND TRANSPORTATION AUTHORITY
 STATEWIDE TRANSPORTATION IMPROVEMENT PROGRAM
 FISCAL YEARS 2017 - 2020
 Amendment #3 Administrative Modification

SECTION: 5307 URBANIZED AREA FORMULA PROGRAM - URBANIZED AREA UNDER 200,000 POPULATION (UZA)

Num.	Project Description and Localization	Grantee	Year Entered	Annual Element	Three Year Program				Total	Project Justification	Source of Local Funds	Remarks
					2017	2018	2019	2020	Est. Cost			
25	Construction of Six (6) Passenger Shelters and Bus Route Signing along the transportation vehicles route	Lajas	2015	F	111,294	-	-	-	111,294	Narrative Justification Prepared by the Municipality		Carryover Funds of the FY 2015.
				S	27,824	-	-	-	27,824			
				T	139,118	-	-	-	139,118			
26	Preventive maintenance for vehicles fleet	Luquillo	2015	F	13,023	4,428	4,472	4,517	26,440	Narrative Justification Prepared by the Municipality	Certification Prepared by the Municipality	Carryover Funds of the \$4,298 FY 2015 & \$4,341, FY 2016.
				S	1,075	1,107	1,118	1,129	4,429			
				T	5,373	5,535	5,590	5,646	22,144			
27	Design and Construction of two bus shelters/stops	Luquillo	2015	F	36,066		-	-	36,066	Narrative Justification Prepared by the Municipality	Certification Prepared by the Municipality	Carryover Funds of the FY 2015.
				S	9,017		-	-	9,017			
				T	45,083		-	-	45,083			
28	Construction of Signage for two bus shelters	Luquillo	2015	F	11,287		-	-	11,287	Narrative Justification Prepared by the Municipality	Certification Prepared by the Municipality	Carryover Funds of the FY 2015.
				S	2,822		-	-	2,822			
				T	14,109		-	-	14,109			
29	Associated transit improvements - Improvements to sidewalks and streets along two shelters route, including bicycle path.	Luquillo	2015	F	296,016	-	-	-	296,016	Narrative Justification Prepared by the Municipality	Certification Prepared by the Municipality	Carryover Funds of the FY 2016. Subject to site visit.
				S	74,004	-	-	-	74,004			
				T	370,020	-	-	-	370,020			
30	Design for the Construction of the Mayagüez Transit System	Mayagüez	2017	F	3,000,000	-	-	-	3,000,000	Narrative Justification Prepared by the Municipality	Certification Prepared by the Municipality	Subject to Study Results.
				S	750,000	-	-	-	750,000			
				T	3,750,000	-	-	-	3,750,000			

*If the "Source of Local Funds" column states the use of toll credits; the same has been added to the "F" share.

GOVERNMENT OF PUERTO RICO
 PUERTO RICO DEPARTMENT OF TRANSPORTATION AND PUBLIC WORKS
 PUERTO RICO HIGHWAY AND TRANSPORTATION AUTHORITY
 STATEWIDE TRANSPORTATION IMPROVEMENT PROGRAM
 FISCAL YEARS 2017 - 2020
 Amendment #3 Administrative Modification

SECTION: 5307 URBANIZED AREA FORMULA PROGRAM - URBANIZED AREA UNDER 200,000 POPULATION (UZA)

Num.	Project Description and Localization	Grantee	Year Entered	Annual Element	Three Year Program			Total	Project Justification	Source of Local Funds	Remarks	
					2017	2018	2019	2020				Est. Cost
31	Property Acquisition for the Construction of the Mayagüez Transit System	Mayagüez	2013	F	-	5,000,000	-	-	5,000,000	Narrative Justification Prepared by the Municipality	Certification Prepared by the Municipality	Subject to Study Results.
				S	-	1,250,000	-	-	1,250,000			
				T	-	6,250,000	-	-	6,250,000			
32	Preventive Maintenance for the Vehicles of Transportation System	Mayagüez	2013	F	-	217,716	219,893	37,149	474,758	Narrative Justification Prepared by the Municipality	Certification Prepared by the Municipality	
				S	-	54,429	54,973	9,287	118,690			
				T	-	272,145	274,866	46,436	593,448			
33	Operational Assistance for Public transportation System	Mayagüez	2013	F	-	735,253	742,606	750,032	2,227,890	Narrative Justification Prepared by the Municipality	Certification Prepared by the Municipality	
				S	-	735,253	742,606	750,032	2,227,890			
				T	-	1,470,506	1,485,211	1,500,063	4,455,780			
34	Purchase of Computer, Equipment and Radio Communication System	Naguabo	2015	F	5,000	-	-	-	5,000	Narrative Justification Prepared by the Municipality	Certification Prepared by the Municipality	Carryover Funds of the FY 2016.
				S	1,250	-	-	-	1,250			
				T	6,250	-	-	-	6,250			
35	Streets Sign and Stops Sign Identifying the Trolleys Stops	Naguabo	2015	F	120,000	-	-	-	120,000	Narrative Justification Prepared by the Municipality	Certification Prepared by the Municipality	Carryover Funds of the FY 2016.
				S	30,000	-	-	-	30,000			
				T	150,000	-	-	-	150,000			
36	Operational Assistance of Ferry Boat Fajardo	PRHTA/ATM	2017	F	3,310,242	3,343,344	3,376,778	3,410,546	13,440,910	Narrative Justification Prepared		
				S	3,310,242	3,343,344	3,376,778	3,410,546	13,440,910			
				T	6,620,484	6,686,689	6,753,556	6,821,091	26,881,820			

*If the "Source of Local Funds" column states the use of toll credits; the same has been added to the "F" share.

GOVERNMENT OF PUERTO RICO
PUERTO RICO DEPARTMENT OF TRANSPORTATION AND PUBLIC WORKS
PUERTO RICO HIGHWAY AND TRANSPORTATION AUTHORITY
STATEWIDE TRANSPORTATION IMPROVEMENT PROGRAM
FISCAL YEARS 2017 - 2020
Amendment #3 Administrative Modification

SECTION: 5307 URBANIZED AREA FORMULA PROGRAM - URBANIZED AREA UNDER 200,000 POPULATION (UZA)

Num.	Project Description and Localization	Grantee	Year Entered	Annual Element	Three Year Program			Total	Project Justification	Source of Local Funds	Remarks	
					2017	2018	2019	2020				Est. Cost
37	Acquisition of Parts and Equipment for the Maintenance of the Vessels Fleet in Fajardo	PRHTA/ATM	2017	F	2,000,000	-	-	-	2,000,000	Narrative Justification Prepared by the Municipality	Certification Prepared by the Municipality	
				S	500,000	-	-	-	500,000			
				T	2,500,000	-	-	-	2,500,000			
38	Dredging for the Navigable Channel for the Fajardo Ferry Terminal	PRHTA/ATM	2017	F	90,820	-	-	-	90,820	Narrative Justification Prepared		Carryover Funds of the FY 2013
				S	22,705	-	-	-	22,705			
				T	113,525	-	-	-	113,525			
39	Design and NEPA for the Construction of SITRAS Maintenance Facility and Yard. Phase 1.	Ponce	2015	F	308,842	-	-	-	308,842	Narrative Justification Prepared by the Municipality	Certification Prepared by the Municipality	Carryover Funds of the FY 2015
				S	77,211	-	-	-	77,211			
				T	386,053	-	-	-	386,053			
40	Rehabilitation of the Administrative Office of Publico Carlos Garay Terminal	Ponce	2015	F	147,445	-	-	-	147,445	Narrative Justification Prepared by the Municipality	Certification Prepared by the Municipality	Carryover Funds of the FY 2015. Associated Transit Improvements- Historic public transportation buildings.
				S	36,861	-	-	-	36,861			
				T	184,306	-	-	-	184,306			
41	Operational Assistance for the Transportation System	Ponce	2016	F	1,943,616	986,409	996,273	1,006,236	4,932,534	Narrative Justification Prepared by the Municipality	Certification Prepared by the Municipality	Carryover Funds of the \$966,973 FY 2016
				S	1,943,616	986,409	996,273	1,006,236	4,932,534			
				T	3,887,232	1,972,818	1,992,546	2,012,472	9,865,068			
42	Preventive Maintenance for the Transportation System	Ponce	2016	F	1,043,816	527,127	532,398	505,722	2,609,064	Narrative Justification Prepared by the Municipality	Certification Prepared by the Municipality	Carryover Funds of the \$521,908 FY 2016
				S	260,954	131,782	133,100	126,431	652,266			
				T	1,304,770	658,909	665,498	632,153	3,261,329			

*If the "Source of Local Funds" column states the use of toll credits; the same has been added to the "F" share.

GOVERNMENT OF PUERTO RICO
PUERTO RICO DEPARTMENT OF TRANSPORTATION AND PUBLIC WORKS
PUERTO RICO HIGHWAY AND TRANSPORTATION AUTHORITY
STATEWIDE TRANSPORTATION IMPROVEMENT PROGRAM
FISCAL YEARS 2017 - 2020
Amendment #3 Administrative Modification

SECTION: 5307 URBANIZED AREA FORMULA PROGRAM - URBANIZED AREA UNDER 200,000 POPULATION (UZA)

Num.	Project Description and Localization	Grantee	Year Entered	Annual Element	Three Year Program				Total	Project Justification	Source of Local Funds	Remarks
					2017	2018	2019	2020	Est. Cost			
43	Acquisition of Equipment to Support Operation and Administration of SITRAS	Ponce	2017	F	20,741	-	-	-	20,741	Narrative Justification Prepared by the Municipality	Certification Prepared by the Municipality	
				S	5,185	-	-	-	5,185			
				T	25,926	-	-	-	25,926			
44	Intelligence Technology Monthly Payment	Ponce	2017	F	4,800	-	-	-	4,800	Narrative Justification Prepared by the Municipality	Certification Prepared by the Municipality	
				S	1,200	-	-	-	1,200			
				T	6,000	-	-	-	6,000			
45	Employee Education/ Training	Ponce	2017	F	4,800	-	-	-	4,800	Narrative Justification Prepared by the Municipality	Certification Prepared by the Municipality	
				S	1,200	-	-	-	1,200			
				T	6,000	-	-	-	6,000			
46	Drugs and Alcohol Tests	Ponce	2017	F	5,716	-	-	-	5,716	Narrative Justification Prepared by the Municipality	Certification Prepared by the Municipality	
				S	1,429	-	-	-	1,429			
				T	7,145	-	-	-	7,145			
47	Rehab/Renov Dora Colón Clavell Terminal	Ponce	2017	F	738,400	-	-	-	738,400	Narrative Justification Prepared by the Municipality	Certification Prepared by the Municipality	
				S	184,600	-	-	-	184,600			
				T	923,000	-	-	-	923,000			
48	Construction of the New Terminal	Villalba	2014	F	1,197,316	-	-	-	1,197,316	Narrative Justification Prepared by the Municipality	Certification Prepared by the Municipality	Carryover Funds FY 2014. Application under FTA Consideration. TrAMS # 6416-2016-1
				S	299,329	-	-	-	299,329			
				T	1,496,645	-	-	-	1,496,645			

*If the "Source of Local Funds" column states the use of toll credits; the same has been added to the "F" share.

GOVERNMENT OF PUERTO RICO
PUERTO RICO DEPARTMENT OF TRANSPORTATION AND PUBLIC WORKS
PUERTO RICO HIGHWAY AND TRANSPORTATION AUTHORITY
STATEWIDE TRANSPORTATION IMPROVEMENT PROGRAM
FISCAL YEARS 2017 - 2020
Amendment #3 Administrative Modification

SECTION: 5307 URBANIZED AREA FORMULA PROGRAM - URBANIZED AREA UNDER 200,000 POPULATION (UZA)

Num.	Project Description and Localization	Grantee	Year Entered	Annual Element	Three Year Program				Total	Project Justification	Source of Local Funds	Remarks
					2017	2018	2019	2020	Est. Cost			
49	Preventive Maintenance for the Vehicles of Transportation System	Villalba	2017	F	168,000	169,680	171,377	173,091	682,147	Narrative Justification Prepared by the Municipality	Certification Prepared by the Municipality	
				S	42,000	42,420	42,844	43,273	170,537			
				T	210,000	212,100	214,221	216,363	852,684			
50	Operational Assistance for the Transportation System	Villalba	2017	F	100,000	101,000	102,010	103,030	406,040	Narrative Justification Prepared by the Municipality	Certification Prepared by the Municipality	
				S	100,000	101,000	102,010	103,030	406,040			
				T	200,000	202,000	204,020	206,060	812,080			
51	Operational Assistance for Public Transportation System	Yauco	2015	F	248,217	250,699	253,206	255,738	1,007,861	Narrative Justification Prepared by the Municipality	Certification Prepared by the Municipality	
				S	248,217	250,699	253,206	255,738	1,007,861			
				T	496,434	501,398	506,412	511,476	2,015,721			
52	Operational Assistance for ADA Paratransit Services	Yauco	2015	F	96,699	97,666	98,643	99,629	392,637	Narrative Justification Prepared by the Municipality	Certification Prepared by the Municipality	
				S	96,699	97,666	98,643	99,629	392,637			
				T	193,398	195,332	197,285	199,258	785,273			
53	Acquisition of (4) 20 to 25 passenger bus for replacement.	Yauco	2016	F	400,000	-	-	-	400,000	Narrative Justification Prepared by the Municipality	Certification Prepared by the Municipality	Carryover Funds of the \$400,000 FY 2016
				S	100,000	-	-	-	100,000			
				T	500,000	-	-	-	500,000			
54	Preventive maintenance for Public Transportation Vehicles	Yauco	2016	F	-	56,000	56,560	57,126	169,686	Narrative Justification Prepared by the Municipality	Certification Prepared by the Municipality	
				S	-	14,000	14,140	14,281	42,421			
				T	-	70,000	70,700	71,407	212,107			

*If the "Source of Local Funds" column states the use of toll credits; the same has been added to the "F" share.

GOVERNMENT OF PUERTO RICO
 PUERTO RICO DEPARTMENT OF TRANSPORTATION AND PUBLIC WORKS
 PUERTO RICO HIGHWAY AND TRANSPORTATION AUTHORITY
 STATEWIDE TRANSPORTATION IMPROVEMENT PROGRAM
 FISCAL YEARS 2017 - 2020
 Amendment #3 Administrative Modification

SECTION: 5307 URBANIZED AREA FORMULA PROGRAM - URBANIZED AREA UNDER 200,000 POPULATION (UZA)

Num.	Project Description and Localization	Grantee	Year Entered	Annual Element	Three Year Program				Total	Project Justification	Source of Local Funds	Remarks
					2017	2018	2019	2020	Est. Cost			
55	Acquisition of a Tow Truck Support Vehicle for ADA vehicles and Public Transportation Vehicles	Yauco	2016	F	140,000	-	-	-	140,000	Narrative Justification Prepared by the Municipality	Certification Prepared by the Municipality	Carryover Funds of the \$140,000 FY 2016
				S	35,000	-	-	-	35,000			
				T	175,000	-	-	-	175,000			
56	Improvements to Fajardo Ferry Terminal Facility	PRHTA/ATM	2018	F		3,492,405			3,492,405	Narrative Justification Prepared by the Agency	Agency Requested the use of Toll Credits	
				S		-			-			
				T		3,492,405			3,492,405			
57	Island Service Vessel Refit	PRHTA/ATM	2018	F		4,200,000			4,200,000	Narrative Justification Prepared by the Agency	Agency Requested the use of Toll Credits	
				S		-			-			
				T		4,200,000			4,200,000			
58	Construction of Cargo Ferry Boat at Roosevelt Road	PRHTA/ATM	2018	F		15,000,000	10,000,000		25,000,000	Narrative Justification Prepared by the Agency	Agency Requested the use of Toll Credits	
				S		-	-		-			
				T		15,000,000	10,000,000		25,000,000			
59	Construction of Eight (8) Bus Shelters in Compliance with ADA for the Municipality of Arroyo	PRHTA	2018	F		-	-	116,372	116,372	Narrative Justification Prepared by the Municipality	Municipality of Arroyo requested toll credit fund sharing.	Conditioned to submittal of Transportation Study.
				S		-	-	-	-			
				T		-	-	116,372	116,372			
60	Acquisition of Six (6) Vehicles with Twelve (12) Passengers Capacity to Expand Service in Compliance with ADA Requirements for the Municipality of Arroyo	PRHTA	2018	F		-	-	420,000	420,000	Narrative Justification Prepared by the Municipality	Municipality of Arroyo requested toll credit fund sharing.	Conditioned to submittal of Transportation Study. Include Paratransit Vehicles for ADA Compliance
				S		-	-	-	-			
				T		-	-	420,000	420,000			

*If the "Source of Local Funds" column states the use of toll credits; the same has been added to the "F" share.

GOVERNMENT OF PUERTO RICO
 PUERTO RICO DEPARTMENT OF TRANSPORTATION AND PUBLIC WORKS
 PUERTO RICO HIGHWAY AND TRANSPORTATION AUTHORITY
 STATEWIDE TRANSPORTATION IMPROVEMENT PROGRAM
 FISCAL YEARS 2017 - 2020
 Amendment #3 Administrative Modification

SECTION: 5307 URBANIZED AREA FORMULA PROGRAM - URBANIZED AREA UNDER 200,000 POPULATION (UZA)

Num.	Project Description and Localization	Grantee	Year Entered	Annual Element	Three Year Program			Total	Project Justification	Source of Local Funds	Remarks	
				2017	2018	2019	2020	Est. Cost				
61	Construction of Public Terminal of Parking Facilities to improve the Transportation System and to Expand Service in Compliance with ADA for the Municipality of Arroyo	PRHTA	2018	F			-	1,500,000	1,500,000	Narrative Justification Prepared by the Municipality	Municipality of Arroyo requested toll credit fund sharing.	Conditioned to submittal of Transportation Study. Public Terminal for Transportation Vehicles and for users of the Transportation System
				S	-	-	-	-	-			
				T	-	-	-	1,500,000	1,500,000			
62	A/E Construction of Pedestrian Cycling Route for the Municipality of Arroyo	PRHTA	2018	F		-	-	100,000	100,000	Narrative Justification Prepared by the Municipality	Municipality of Arroyo requested toll credit fund sharing.	Conditioned to submittal of Transportation Study. Expanding Inter-modal Transportation System to the rural
				S	-	-	-	-	-			
				T	-	-	-	100,000	100,000			
63	Construction of Pedestrian Cycling Route for the Municipality of Arroyo	PRHTA	2018	F				840,000	840,000	Narrative Justification Prepared by the Municipality	Municipality of Arroyo requested toll credit fund sharing.	Conditioned to submittal of Transportation Study. Expanding Inter-modal Transportation System to the rural
				S	-	-	-	-	-			
				T	-	-	-	840,000	840,000			
64	Operating Assistance for Six (6) Drivers, One (1) Mechanic and One (1) Mechanic Assistant for the Municipality of Arroyo	PRHTA	2018	F				100,000	100,000	Narrative Justification Prepared by the Municipality	Municipality of Arroyo requested toll credit fund sharing.	Conditioned to submittal of Transportation Study.
				S	-	-	-	-	-			
				T	-	-	-	100,000	100,000			
65	Construction of an Intermodal Railway Transportation System for the Municipality of Arroyo	PRHTA	2018	F		-	-	2,150,000	2,150,000	Narrative Justification Prepared by the Municipality	Municipality of Arroyo requested toll credit fund sharing.	Conditioned to submittal of Transportation Study.
				S	-	-	-	-	-			
				T	-	-	-	2,150,000	2,150,000			
66	Preventive Maintenance for the Municipality of Barceloneta	Barceloneta	2018	F		-	-	325,000	325,000	Narrative Justification Prepared by the Municipality	Municipality of Barceloneta requested toll credit fund sharing.	
				S	-	-	-	-	-			
				T	-	-	-	325,000	325,000			

*If the "Source of Local Funds" column states the use of toll credits; the same has been added to the "F" share.

GOVERNMENT OF PUERTO RICO
 PUERTO RICO DEPARTMENT OF TRANSPORTATION AND PUBLIC WORKS
 PUERTO RICO HIGHWAY AND TRANSPORTATION AUTHORITY
 STATEWIDE TRANSPORTATION IMPROVEMENT PROGRAM
 FISCAL YEARS 2017 - 2020
 Amendment #3 Administrative Modification

SECTION: 5307 URBANIZED AREA FORMULA PROGRAM - URBANIZED AREA UNDER 200,000 POPULATION (UZA)

Num.	Project Description and Localization	Grantee	Year Entered	Annual Element	Three Year Program			Total	Project Justification	Source of Local Funds	Remarks	
				2017	2018	2019	2020	Est. Cost				
67	Acquisition of Equipment for the Municipality of Barceloneta	Barceloneta	2018	F		125,000	47,982	47,982	220,964	Narrative Justification Prepared by the Municipality	Municipality of Barceloneta requested toll credit fund sharing.	Tools (FY 2018) and Tires (FY 2018, FY 2019, FY 2020)
				S	-	-	-	-	-			
				T	-	125,000	47,982	47,982	220,964			
68	Replacement of Two (2) Trolleys and One (1) Transit for the Municipality of Barceloneta	Barceloneta	2018	F		435,000	-	-	435,000	Narrative Justification Prepared by the Municipality	Municipality of Barceloneta requested toll credit fund sharing.	Vehicle Replacement for useful life
				S	-	-	-	-	-			
				T	-	435,000	-	-	435,000			
69	Communication and Security for the Municipality of Barceloneta	Barceloneta	2018	F		25,000	-	-	25,000	Narrative Justification Prepared by the Municipality	Municipality of Barceloneta requested toll credit fund sharing.	Camera and Radio Units
				S	-	-	-	-	-			
				T	-	25,000	-	-	25,000			
70	Transportation System's Parking Repairs	Barceloneta	2018	F	168,000				168,000	Narrative Justification Prepared by the Municipality	Municipality of Barceloneta requested toll credit fund sharing.	Caryover funds FY2016, Reprogrammed from NEPA Study.
				S	-		-	-	-			
				T	168,000		-	-	168,000			
71	Bus Shelters Replacement for the Municipality of Barceloneta	Barceloneta	2018	F		150,000	-	-	150,000	Narrative Justification Prepared by the Municipality	Municipality of Barceloneta requested toll credit fund sharing.	
				S	-	-	-	-	-			
				T	-	150,000	-	-	150,000			
72	Public Terminal Rehabilitation for the Municipality of Barceloneta	Barceloneta	2018	F	136,000		-	-	136,000	Narrative Justification Prepared by the Municipality	Municipality of Barceloneta requested toll credit fund sharing.	Caryover funds FY2016, Reprogrammed from NEPA Study.
				S	-	-	-	-	-			
				T	136,000	-	-	-	136,000			

*If the "Source of Local Funds" column states the use of toll credits; the same has been added to the "F" share.

GOVERNMENT OF PUERTO RICO
 PUERTO RICO DEPARTMENT OF TRANSPORTATION AND PUBLIC WORKS
 PUERTO RICO HIGHWAY AND TRANSPORTATION AUTHORITY
 STATEWIDE TRANSPORTATION IMPROVEMENT PROGRAM
 FISCAL YEARS 2017 - 2020
 Amendment #3 Administrative Modification

SECTION: 5307 URBANIZED AREA FORMULA PROGRAM - URBANIZED AREA UNDER 200,000 POPULATION (UZA)

Num.	Project Description and Localization	Grantee	Year Entered	Annual Element	Three Year Program			Total	Project Justification	Source of Local Funds	Remarks
					2017	2018	2019	2020			
73	Transportation System's Garage and Parking Expansion for the Municipality of Barceloneta	Barceloneta	2018	F	496,000	-	-	496,000	Narrative Justification Prepared by the Municipality	Municipality of Barceloneta requested toll credit fund sharing.	Caryover funds FY2016, Reprogrammed from NEPA Study.
				S	-	-	-	-			
				T	496,000	-	-	-			
74	Replacement of Four (4) Trolley twenty or more (20+) passenger buses Buses for fixed route for the Municipality of Camuy	Camuy	2018	F	-	500,000	-	500,000	Narrative Justification Prepared by the Municipality	Municipality of Camuy requested toll credit fund sharing.	
				S	-	-	-	-			
				T	-	500,000	-	-			
75	Improvement to Sidewalks, Ramps and Pedestrian crossing in urban/rural areas in Compliance with ADA requirements for the Municipality of Guayanilla	PRHTA	2018	F	-	-	500,000	500,000	Narrative Justification Prepared by the Municipality	Municipality of Guayanilla requested toll credit fund sharing.	Conditioned to submittal of Transportation Study.
				S	-	-	-	-			
				T	-	-	-	500,000			
76	Operating Assistance for the Municipality of Guayanilla	PRHTA	2018	F	-	50,000	52,000	64,800	Narrative Justification Prepared by the Municipality	Municipality of Guayanilla requested toll credit fund sharing.	The apportionment increase for FY 2020 is conditioned to submittal of Transportation Study.
				S	-	-	-	-			
				T	-	50,000	52,000	64,800			
77	Construction of fifteen (15) Bus Shelters in Compliance with ADA requirements for the Municipality of Guayanilla	PRHTA	2018	F	-	-	200,000	200,000	Narrative Justification Prepared by the Municipality	Municipality of Guayanilla requested toll credit fund sharing.	Conditioned to submittal of Transportation Study.
				S	-	-	-	-			
				T	-	-	-	200,000			
78	Design and Engineering Construction of Fifteen (15) Bus Shelters in Compliance with ADA requirements for the Municipality of Guayanilla	PRHTA	2018	F	-	-	55,000	55,000	Narrative Justification Prepared by the Municipality	Municipality of Guayanilla requested toll credit fund sharing.	Conditioned to submittal of Transportation Study.
				S	-	-	-	-			
				T	-	-	-	55,000			

*If the "Source of Local Funds" column states the use of toll credits; the same has been added to the "F" share.

GOVERNMENT OF PUERTO RICO
 PUERTO RICO DEPARTMENT OF TRANSPORTATION AND PUBLIC WORKS
 PUERTO RICO HIGHWAY AND TRANSPORTATION AUTHORITY
 STATEWIDE TRANSPORTATION IMPROVEMENT PROGRAM
 FISCAL YEARS 2017 - 2020
 Amendment #3 Administrative Modification

SECTION: 5307 URBANIZED AREA FORMULA PROGRAM - URBANIZED AREA UNDER 200,000 POPULATION (UZA)

Num.	Project Description and Localization	Grantee	Year Entered	Annual Element	Three Year Program			Total	Project Justification	Source of Local Funds	Remarks	
					2017	2018	2019	2020				Est. Cost
79	Design and Engineering cost for the improvement to Sidewalks, Ramps and Pedestrian crossing in urban/rural areas in Compliance with ADA requirements for the Municipality of Guayanilla	PRHTA	2018	F		-	-	55,000	55,000	Narrative Justification Prepared by the Municipality	Municipality of Guayanilla requested toll credit fund sharing.	Conditioned to submittal of Transportation Study.
				S	-	-	-	-	-			
				T	-	-	-	55,000	55,000			
80	Acquisition of Six (6) Paratransit, Ten (10) Passenger Van to Expand service in Compliance with ADA requirements for the Municipality of Guayanilla	PRHTA	2018	F		-	-	420,000	420,000	Narrative Justification Prepared by the Municipality	Municipality of Guayanilla requested toll credit fund sharing.	Conditioned to submittal of Transportation Study.
				S	-	-	-	-	-			
				T	-	-	-	420,000	420,000			
81	Design and Construction of Associated Transit Improvements-Improvements to sidewalks and streets along shelters and stops in Compliance with ADA requirements for the Municipality of Lajas	PRHTA	2018	F	-	250,000	-	-	250,000	Narrative Justification Prepared by the Municipality	Municipality of Lajas requested toll credit fund sharing.	
				S	-	-	-	-	-			
				T	-	250,000	-	-	250,000			
82	Design and Construction of Eight(8) Bus Shelter and signage for Two (2) New Routes for the Municipality of Lajas	PRHTA	2018	F		192,000	-	-	192,000	Narrative Justification Prepared by the Municipality	Municipality of Lajas requested toll credit fund sharing.	
				S	-	-	-	-	-			
				T	-	192,000	-	-	192,000			
83	Operating Assistance for Paratransit Service for the Municipality of Lajas	PRHTA	2018	F		60,000	-	-	60,000	Narrative Justification Prepared by the Municipality	Municipality of Lajas requested toll credit fund sharing.	
				S	-	-	-	-	-			
				T	-	60,000	-	-	60,000			
84	Preventive Maintenance for Buses in rolling stock for the Municipality of Lajas	PRHTA	2018	F		10,000	-	-	10,000	Narrative Justification Prepared by the Municipality	Municipality of Lajas requested toll credit fund sharing.	
				S	-	-	-	-	-			
				T	-	10,000	-	-	10,000			

*If the "Source of Local Funds" column states the use of toll credits; the same has been added to the "F" share.

GOVERNMENT OF PUERTO RICO
 PUERTO RICO DEPARTMENT OF TRANSPORTATION AND PUBLIC WORKS
 PUERTO RICO HIGHWAY AND TRANSPORTATION AUTHORITY
 STATEWIDE TRANSPORTATION IMPROVEMENT PROGRAM
 FISCAL YEARS 2017 - 2020
 Amendment #3 Administrative Modification

SECTION: 5307 URBANIZED AREA FORMULA PROGRAM - URBANIZED AREA UNDER 200,000 POPULATION (UZA)

Num.	Project Description and Localization	Grantee	Year Entered	Annual Element	Three Year Program			Total	Project Justification	Source of Local Funds	Remarks
				2017	2018	2019	2020	Est. Cost			
85	Acquisition of Six (6) Buses, Two (2) for fix routes and One (1) for complementary paratransit service for Two (2) new routes for the Municipality of Lajas	PRHTA	2018	F	450,000	-	-	450,000	Narrative Justification Prepared by the Municipality	Municipality of Lajas requested toll credit fund sharing.	
				S	-	-	-	-			
				T	-	450,000	-	-			
86	Design and Construction of associated transit improvements-Improvements to Sidewalks and Streets along Shelters and Stops in Compliance with ADA requirements for the Municipality of Luquillo	PRHTA	2018	F	225,000	-	-	225,000	Narrative Justification Prepared by the Municipality	Municipality of Luquillo requested toll credit fund sharing.	
				S	-	-	-	-			
				T	-	225,000	-	-			
87	Design and Construction of Four (4) Shelters and Signage for New Bus Route for the Municipality of Luquillo	PRHTA	2018	F	60,000	-	-	60,000	Narrative Justification Prepared by the Municipality	Municipality of Luquillo requested toll credit fund sharing.	
				S	-	-	-	-			
				T	-	60,000	-	-			
88	Operating Assistance for Paratransit Service for the Municipality of Luquillo	PRHTA	2018	F	22,500	-	-	22,500	Narrative Justification Prepared by the Municipality	Municipality of Luquillo requested toll credit fund sharing.	
				S	-	-	-	-			
				T	-	22,500	-	-			
89	Acquisition of Six (6) Buses, Four (4) for fix routes and Two (2) for complementary paratransit service for the Municipality of Luquillo	PRHTA	2018	F	-	450,000	-	-	450,000	Narrative Justification Prepared by the Municipality	Municipality of Luquillo requested toll credit fund sharing.
				S	-	-	-	-			
				T	-	450,000	-	-	450,000		
90	Engineering, Design and Environmental of the Maintenance Garage for the Municipality of Naguabo	PRHTA	2018	F	-	150,000	126,250	-	276,250	Narrative Justification Prepared by the Municipality	Municipality of Naguabo requested toll credit fund sharing.
				S	-	-	-	-			
				T	-	150,000	126,250	-	276,250		

*If the "Source of Local Funds" column states the use of toll credits; the same has been added to the "F" share.

GOVERNMENT OF PUERTO RICO
 PUERTO RICO DEPARTMENT OF TRANSPORTATION AND PUBLIC WORKS
 PUERTO RICO HIGHWAY AND TRANSPORTATION AUTHORITY
 STATEWIDE TRANSPORTATION IMPROVEMENT PROGRAM
 FISCAL YEARS 2017 - 2020
 Amendment #3 Administrative Modification

SECTION: 5307 URBANIZED AREA FORMULA PROGRAM - URBANIZED AREA UNDER 200,000 POPULATION (UZA)

Num.	Project Description and Localization	Grantee	Year Entered	Annual Element	Three Year Program			Total	Project Justification	Source of Local Funds	Remarks
				2017	2018	2019	2020	Est. Cost			
91	Improvement of Maintenance Garage for the Municipality of Naguabo	PRHTA	2018	F	250,000	-	-	250,000	Narrative Justification Prepared by the Municipality	Municipality of Naguabo requested toll credit fund sharing.	
				S	-	-	-	-			
				T	-	250,000	-	-			
92	Operating Assistance for the Municipality of Peñuelas	PRHTA	2018	F	200,000	200,000	200,000	600,000	Narrative Justification Prepared by the Municipality	Municipality of Peñuelas requested toll credit fund sharing.	
				S	-	-	-	-			
				T	-	200,000	200,000	200,000			
93	Mobile Radios for the Municipality of Peñuelas	PRHTA	2018	F	2,188	-	-	2,188	Narrative Justification Prepared by the Municipality	Municipality of Peñuelas requested toll credit fund sharing.	
				S	-	-	-	-			
				T	-	2,188	-	-			
94	Intelligence Tecnology Monthly Payment for the Municipality of Ponce	Ponce	2018	F	7,500	7,500	7,500	22,500	Narrative Justification Prepared by the Municipality	Municipality of Ponce requested toll credit fund sharing.	
				S	-	-	-	-			
				T	-	7,500	7,500	7,500			
95	Drug and Alcohol Test for the Municipality of Ponce	Ponce	2018	F	7,000	7,000	7,500	21,500	Narrative Justification Prepared by the Municipality	Municipality of Ponce requested toll credit fund sharing.	
				S	-	-	-	-			
				T	-	7,000	7,000	7,500			
96	Construction of Thirty-Six (34) Shelters for SITRAS New Route for the Municipality of Ponce	Ponce	2018	F	600,000	-	-	600,000	Narrative Justification Prepared by the Municipality	Municipality of Ponce requested toll credit fund sharing.	
				S	-	-	-	-			
				T	-	600,000	-	-			

*If the "Source of Local Funds" column states the use of toll credits; the same has been added to the "F" share.

GOVERNMENT OF PUERTO RICO
 PUERTO RICO DEPARTMENT OF TRANSPORTATION AND PUBLIC WORKS
 PUERTO RICO HIGHWAY AND TRANSPORTATION AUTHORITY
 STATEWIDE TRANSPORTATION IMPROVEMENT PROGRAM
 FISCAL YEARS 2017 - 2020
 Amendment #3 Administrative Modification

SECTION: 5307 URBANIZED AREA FORMULA PROGRAM - URBANIZED AREA UNDER 200,000 POPULATION (UZA)

Num.	Project Description and Localization	Grantee	Year Entered	Annual Element	Three Year Program			Total	Project Justification	Source of Local Funds	Remarks
				2017	2018	2019	2020	Est. Cost			
97	Acquisition of One (1) Support Mini Bus for SITRAS New Route for the Municipality of Ponce	Ponce	2018	F	88,800	-	-	88,800	Narrative Justification Prepared by the Municipality	Municipality of Ponce requested toll credit fund sharing.	
				S	-	-	-	-			
				T	-	88,800	-	-			
98	Acquisition of Electronic Equipment and Accesories for Paratransit Program for the Municipality of Ponce	Ponce	2018	F	275	-	-	275	Narrative Justification Prepared by the Municipality	Municipality of Ponce requested toll credit fund sharing.	
				S	-	-	-	-			
				T	-	275	-	-			
99	Design for the Rehabilitation Administrative Office of Carlos Garay Public Terminal for the Municipality of Ponce	Ponce	2018	F	45,000	-	-	45,000	Narrative Justification Prepared by the Municipality	Municipality of Ponce requested toll credit fund sharing.	
				S	-	-	-	-			
				T	-	45,000	-	-			
100	Preventive Maintenance for Two (2) Park and Ride Terminal for the Municipality of Ponce	Ponce	2018	F	40,000	-	-	40,000	Narrative Justification Prepared by the Municipality	Municipality of Ponce requested toll credit fund sharing.	
				S	-	-	-	-			
				T	-	40,000	-	-			
101	Acquisition of Tow Truck Support Vehicle for SITRAS vehicles for the Municipality of Ponce	Ponce	2018	F	220,000	-	-	220,000	Narrative Justification Prepared by the Municipality	Municipality of Ponce requested toll credit fund sharing.	
				S	-	-	-	-			
				T	-	220,000	-	-			
102	Acquisition of Four (4) signage structure for Two (2) Public Terminals for the Municipality of Ponce	Ponce	2018	F	20,000	-	-	20,000	Narrative Justification Prepared by the Municipality	Municipality of Ponce requested toll credit fund sharing.	
				S	-	-	-	-			
				T	-	20,000	-	-			

*If the "Source of Local Funds" column states the use of toll credits; the same has been added to the "F" share.

GOVERNMENT OF PUERTO RICO
 PUERTO RICO DEPARTMENT OF TRANSPORTATION AND PUBLIC WORKS
 PUERTO RICO HIGHWAY AND TRANSPORTATION AUTHORITY
 STATEWIDE TRANSPORTATION IMPROVEMENT PROGRAM
 FISCAL YEARS 2017 - 2020
 Amendment #3 Administrative Modification

SECTION: 5307 URBANIZED AREA FORMULA PROGRAM - URBANIZED AREA UNDER 200,000 POPULATION (UZA)

Num.	Project Description and Localization	Grantee	Year Entered	Annual Element	Three Year Program			Total	Project Justification	Source of Local Funds	Remarks
				2017	2018	2019	2020	Est. Cost			
103	Acquisition of Six (6) Bike Racks for SITRAS Buses for the Municipality of Ponce	Ponce	2018	F	10,200	-	-	10,200	Narrative Justification Prepared by the Municipality	Municipality of Ponce requested toll credit fund sharing.	
				S	-	-	-	-			
				T	-	10,200	-	-			
104	Acquisition of an Announcement System for Six (6) Buses for the Municipality of Ponce	Ponce	2018	F	6,000	-	-	6,000	Narrative Justification Prepared by the Municipality	Municipality of Ponce requested toll credit fund sharing.	
				S	-	-	-	-			
				T	-	6,000	-	-			
105	Rehabilitation ADA Ramps and Sidewalks around of the passenger shelters on the Trolley for the Municipality of Ponce	Ponce	2018	F	350,000	-	-	350,000	Narrative Justification Prepared by the Municipality	Municipality of Ponce requested toll credit fund sharing.	
				S	-	-	-	-			
				T	-	350,000	-	-			
106	Acquisition and Instalation of Stop Signs throughout fixed routes for the Municipality of Ponce	Ponce	2018	F	12,500	-	-	12,500	Narrative Justification Prepared by the Municipality	Municipality of Ponce requested toll credit fund sharing.	
				S	-	-	-	-			
				T	-	12,500	-	-			
107	Acquisition of Four (4) Wheel Drive Vehicle to Supervise and Enhance the Rural Area for the Municipality of Villalba	Villalba	2018	F	35,000	-	-	35,000	Narrative Justification Prepared by the Municipality	Municipality of Villalba requested toll credit fund sharing.	
				S	-	-	-	-			
				T	-	35,000	-	-			
108	Replacement of Eight (8) passenger Paratransit Van for the Municipality of Villalba	Villalba	2018	F	700,000	-	-	700,000	Narrative Justification Prepared by the Municipality	Municipality of Villalba requested toll credit fund sharing.	
				S	-	-	-	-			
				T	-	700,000	-	-			

*If the "Source of Local Funds" column states the use of toll credits; the same has been added to the "F" share.

GOVERNMENT OF PUERTO RICO
 PUERTO RICO DEPARTMENT OF TRANSPORTATION AND PUBLIC WORKS
 PUERTO RICO HIGHWAY AND TRANSPORTATION AUTHORITY
 STATEWIDE TRANSPORTATION IMPROVEMENT PROGRAM
 FISCAL YEARS 2017 - 2020
 Amendment #3 Administrative Modification

SECTION: 5307 URBANIZED AREA FORMULA PROGRAM - URBANIZED AREA UNDER 200,000 POPULATION (UZA)

Num.	Project Description and Localization	Grantee	Year Entered	Annual Element	Three Year Program			Total	Project Justification	Source of Local Funds	Remarks
				2017	2018	2019	2020	Est. Cost			
109	Drug and Alcohol Test for the Municipality of Villalba	Villalba	2018	F		8,000	-	-	8,000	Narrative Justification Prepared by the Municipality	Municipality of Villalba requested toll credit fund sharing.
				S	-	-	-	-	-		
				T	-	8,000	-	-	8,000		
110	Design and Construction of Pedestrian Cycling Route for the Municipality of Villalba	Villalba	2018	F		1,100,000	-	-	1,100,000	Narrative Justification Prepared by the Municipality	Municipality of Villalba requested toll credit fund sharing.
				S	-	-	-	-	-		
				T	-	1,100,000	-	-	1,100,000		
111	Construction of Maintenance and Administrative Facility for the Municipality of Yauco	Yauco	2018	F		1,250,000	-	-	1,250,000	Narrative Justification Prepared by the Municipality	Municipality of Yauco requested toll credit fund sharing.
				S	-	-	-	-	-		
				T	-	1,250,000	-	-	1,250,000		
112	Operational Assistance for the Municipality of Yauco	Yauco	2018	F	193,398		-	-	193,398	Was not included in the 2015 STIP Amendment. FTA recommended to include now.	Municipality of Yauco requested toll credit fund sharing.
				S	-	-	-	-	-		
				T	193,398	-	-	-	193,398		
113	Acquisition of Administrative Vehicle for the Municipality of Yauco	Yauco	2018	F		40,000	-	-	40,000	Narrative Justification Prepared by the Municipality	Municipality of Yauco requested toll credit fund sharing.
				S	-	-	-	-	-		
				T	-	40,000	-	-	40,000		
Total Federal Funds:					22,156,017	44,538,271	19,201,205	15,738,179	101,633,672		
Total State or Local Funds:					11,676,887	8,489,566	7,304,221	7,321,115	34,791,789		
Total					33,824,179	53,027,837	26,505,427	23,059,294	136,416,736		

*If the "Source of Local Funds" column states the use of toll credits; the same has been added to the "F" share.



Government of Puerto Rico

Puerto Rico Department of Transportation and Public Works
Puerto Rico Highway and Transportation Authority

Statewide Transportation Improvement Program (STIP)
Fiscal Years 2017-2020

FEDERAL TRANSIT ADMINISTRATION (FTA)

Urbanized Area Under 200,000 in Population (UZA)

Section 5310

GOVERNMENT OF PUERTO RICO
 PUERTO RICO DEPARTMENT OF TRANSPORTATION AND PUBLIC WORKS
 PUERTO RICO HIGHWAY AND TRANSPORTATION AUTHORITY
 STATEWIDE TRANSPORTATION IMPROVEMENT PROGRAM
 FISCAL YEARS 2017 - 2020
 Amendment #3 Administrative Modification

Section 5310: Enhanced Mobility of Seniors and Persons with Disabilities, Urbanized Area Under 200,000 in Population Formula Program (UZA)

Num.	Project Description and Localization	Grantee	Year Entered	Annual Element		Three Year Program			Total	Project Justification	Source of Local Funds	Remarks
					2017	2018	2019	2020	Est. Cost			
1	Acquisition of One (1) Mini Bus (16 Passengers Capacity) for the Municipality of Hatillo	PRHTA	2018	F		90,000	-	-	90,000	Narrative Justification Prepared by the Municipality	Toll Credits	
				S		-	-	-	-			
				T		90,000	-	-	90,000			
2	Preventive Maintenance for 5310 Transit Fleet for the Municipality of Lajas	PRHTA	2018	F		4,092	-	-	4,092	Narrative Justification Prepared by the Municipality	Toll Credits	
				S		-	-	-	-			
				T		4,092	-	-	4,092			
3	Preventive Maintenance for 5310 Transit Fleet for the Municipality of Luquillo	PRHTA	2018	F		2,046	-	-	2,046	Narrative Justification Prepared by the Municipality	Toll Credits	
				S		-	-	-	-			
				T		2,046	-	-	2,046			
4	Acquisition of Six (6) Vans (11 Passengers Capacity) for the Municipality of Ponce	PRHTA	2018	F		483,678	-	-	483,678	Narrative Justification Prepared by the Municipality	Toll Credits	
				S		-	-	-	-			
				T		483,678	-	-	483,678			
5	Acquisition of One (1) Vans (11 Passengers Capacity) for the Municipality of Quebradillas	PRHTA	2018	F		80,000	-	-	80,000	Narrative Justification Prepared by the Municipality	Toll Credits	
				S		-	-	-	-			
				T		80,000	-	-	80,000			
6	Preventive Maintenance for 5310 Transit Fleet for the Municipality of Arroyo	PRHTA	2018	F		8,800	-	-	8,800	Narrative Justification Prepared by the Municipality	Toll Credits	
				S		-	-	-	-			
				T		8,800	-	-	8,800			
7	Operational Assistance for 5310 Transit Fleet for the Municipality of Arroyo	PRHTA	2018	F		35,600	-	-	35,600	Narrative Justification Prepared by the Municipality	Toll Credits	
				S		-	-	-	-			
				T		35,600	-	-	35,600			

*If the "Source of Local Funds" column states the use of toll credits; the same has been added to the "F" share.

GOVERNMENT OF PUERTO RICO
 PUERTO RICO DEPARTMENT OF TRANSPORTATION AND PUBLIC WORKS
 PUERTO RICO HIGHWAY AND TRANSPORTATION AUTHORITY
 STATEWIDE TRANSPORTATION IMPROVEMENT PROGRAM
 FISCAL YEARS 2017 - 2020
 Amendment #3 Administrative Modification

Section 5310: Enhanced Mobility of Seniors and Persons with Disabilities, Urbanized Area Under 200,000 in Population Formula Program (UZA)

Num.	Project Description and Localization	Grantee	Year Entered	Annual Element		Three Year Program			Total	Project Justification	Source of Local Funds	Remarks
					2017	2018	2019	2020	Est. Cost			
8	Preventive Maintenance for 5310 Transit Fleet for the Municipality of Guayama	PRHTA	2018	F		13,200	-	-	13,200	Narrative Justification Prepared by the Municipality	Toll Credits	
				S		-	-	-	-			
				T		13,200	-	-	13,200			
9	Operational Assistance for 5310 Transit Fleet for the Municipality of Guayama	PRHTA	2018	F		53,400	-	-	53,400	Narrative Justification Prepared by the Municipality	Toll Credits	
				S		-	-	-	-			
				T		53,400	-	-	53,400			
10	Preventive Maintenance for 5310 Transit Fleet for the Municipality of Mayagüez	PRHTA	2018	F		8,800	-	-	8,800	Narrative Justification Prepared by the Municipality	Toll Credits	
				S		-	-	-	-			
				T		8,800	-	-	8,800			
11	Operational Assistance for 5310 Transit Fleet for the Municipality of Mayagüez	PRHTA	2018	F		35,600	-	-	35,600	Narrative Justification Prepared by the Municipality	Toll Credits	
				S		-	-	-	-			
				T		35,600	-	-	35,600			
12	Preventive Maintenance for 5310 Transit Fleet for the Municipality of Ponce	PRHTA	2018	F		35,200	-	-	35,200	Narrative Justification Prepared by the Municipality	Toll Credits	
				S		-	-	-	-			
				T		35,200	-	-	35,200			
13	Operational Assistance for 5310 Transit Fleet for the Municipality of Ponce	PRHTA	2018	F		142,400	-	-	142,400	Narrative Justification Prepared by the Municipality	Toll Credits	
				S		-	-	-	-			
				T		142,400	-	-	142,400			
14	Preventive Maintenance for 5310 Transit Fleet for the Municipality of San Germán	PRHTA	2018	F		8,800	-	-	8,800	Narrative Justification Prepared by the Municipality	Toll Credits	
				S		-	-	-	-			
				T		8,800	-	-	8,800			
15	Operational Assistance for 5310 Transit Fleet for the Municipality of San Germán	PRHTA	2018	F		35,600	-	-	35,600	Narrative Justification Prepared by the Municipality	Toll Credits	
				S		-	-	-	-			
				T		35,600	-	-	35,600			

*If the "Source of Local Funds" column states the use of toll credits; the same has been added to the "F" share.

GOVERNMENT OF PUERTO RICO
 PUERTO RICO DEPARTMENT OF TRANSPORTATION AND PUBLIC WORKS
 PUERTO RICO HIGHWAY AND TRANSPORTATION AUTHORITY
 STATEWIDE TRANSPORTATION IMPROVEMENT PROGRAM
 FISCAL YEARS 2017 - 2020
 Amendment #3 Administrative Modification

Section 5310: Enhanced Mobility of Seniors and Persons with Disabilities, Urbanized Area Under 200,000 in Population Formula Program (UZA)

Num.	Project Description and Localization	Grantee	Year Entered	Annual Element		Three Year Program			Total	Project Justification	Source of Local Funds	Remarks
					2017	2018	2019	2020	Est. Cost			
16	Preventive Maintenance for 5310 Transit Fleet for (Asociación Mayagüezana de Personas con Impedimentos, Mayagüez)	PRHTA	2018	F		4,400	-	-	4,400	Narrative Justification Prepared by the Entity	Toll Credits	
				S		-	-	-	-			
				T		4,400	-	-	4,400			
17	Operational Assistance for 5310 Transit Fleet for (Asociación Mayagüezana de Personas con Impedimentos, Mayagüez)	PRHTA	2018	F		17,800	-	-	17,800	Narrative Justification Prepared by the Entity	Toll Credits	
				S		-	-	-	-			
				T		17,800	-	-	17,800			
18	Preventive Maintenance for 5310 Transit Fleet for (Hogar San José, Hormigueros)	PRHTA	2018	F		4,400	-	-	4,400	Narrative Justification Prepared by the Entity	Toll Credits	
				S		-	-	-	-			
				T		4,400	-	-	4,400			
19	Operational Assistance for 5310 Transit Fleet for (Hogar San José, Hormigueros)	PRHTA	2018	F		17,800	-	-	17,800	Narrative Justification Prepared by the Entity	Toll Credits	
				S		-	-	-	-			
				T		17,800	-	-	17,800			
20	Preventive Maintenance for 5310 Transit Fleet for the Municipality of Yauco	PRHTA	2018	F		13,200	-	-	13,200	Narrative Justification Prepared by the Municipality	Toll Credits	
				S		-	-	-	-			
				T		13,200	-	-	13,200			
21	Operational Assistance for 5310 Transit Fleet for the Municipality of Yauco	PRHTA	2018	F		53,400	-	-	53,400	Narrative Justification Prepared by the Municipality	Toll Credits	
				S		-	-	-	-			
				T		53,400	-	-	53,400			
22	Preventive Maintenance for 5310 Transit Fleet for the Municipality of Hatillo	PRHTA	2018	F		13,200	-	-	13,200	Narrative Justification Prepared by the Municipality	Toll Credits	
				S		-	-	-	-			
				T		13,200	-	-	13,200			
23	Operational Assistance for 5310 Transit Fleet for the Municipality of Hatillo	PRHTA	2018	F		53,400	-	-	53,400	Narrative Justification Prepared by the Municipality	Toll Credits	
				S		-	-	-	-			
				T		53,400	-	-	53,400			

*If the "Source of Local Funds" column states the use of toll credits; the same has been added to the "F" share.

GOVERNMENT OF PUERTO RICO
 PUERTO RICO DEPARTMENT OF TRANSPORTATION AND PUBLIC WORKS
 PUERTO RICO HIGHWAY AND TRANSPORTATION AUTHORITY
 STATEWIDE TRANSPORTATION IMPROVEMENT PROGRAM
 FISCAL YEARS 2017 - 2020
 Amendment #3 Administrative Modification

Section 5310: Enhanced Mobility of Seniors and Persons with Disabilities, Urbanized Area Under 200,000 in Population Formula Program (UZA)

Num.	Project Description and Localization	Grantee	Year Entered	Annual Element		Three Year Program			Total	Project Justification	Source of Local Funds	Remarks
					2017	2018	2019	2020	Est. Cost			
24	Preventive Maintenance for 5310 Transit Fleet for the Municipality of Patillas	PRHTA	2018	F		8,800	-	-	8,800	Narrative Justification Prepared by the Municipality	Toll Credits	
				S		-	-	-	-			
				T		8,800	-	-	8,800			
25	Operational Assistance for 5310 Transit Fleet for the Municipality of Patillas	PRHTA	2018	F		35,600	-	-	35,600	Narrative Justification Prepared by the Municipality	Toll Credits	
				S		-	-	-	-			
				T		35,600	-	-	35,600			
26	Preventive Maintenance for 5310 Transit Fleet for the Municipality of Arecibo	PRHTA	2018	F		4,400	-	-	4,400	Narrative Justification Prepared by the Municipality	Toll Credits	
				S		-	-	-	-			
				T		4,400	-	-	4,400			
27	Operational Assistance for 5310 Transit Fleet for the Municipality of Arecibo	PRHTA	2018	F		17,800	-	-	17,800	Narrative Justification Prepared by the Municipality	Toll Credits	
				S		-	-	-	-			
				T		17,800	-	-	17,800			
28	Preventive Maintenance for 5310 Transit Fleet for the Municipality of Hormigueros	PRHTA	2018	F		8,800	-	-	8,800	Narrative Justification Prepared by the Municipality	Toll Credits	
				S		-	-	-	-			
				T		8,800	-	-	8,800			
29	Operational Assistance for 5310 Transit Fleet for the Municipality of Hormigueros	PRHTA	2018	F		35,600	-	-	35,600	Narrative Justification Prepared by the Municipality	Toll Credits	
				S		-	-	-	-			
				T		35,600	-	-	35,600			
30	Additional Funds for Preventive Maintenance for 5310 Transit Fleet for the Municipality of Lajas	PRHTA	2018	F		8,800	-	-	8,800	Narrative Justification Prepared by the Municipality	Toll Credits	
				S		-	-	-	-			
				T		8,800	-	-	8,800			
31	Operational Assistance for 5310 Transit Fleet for the Municipality of Lajas	PRHTA	2018	F		35,600	-	-	35,600	Narrative Justification Prepared by the Municipality	Toll Credits	
				S		-	-	-	-			
				T		35,600	-	-	35,600			
32	Preventive Maintenance for 5310 Transit Fleet for the Municipality of Florida	PRHTA	2018	F		8,800	-	-	8,800	Narrative Justification Prepared by the Municipality	Toll Credits	
				S		-	-	-	-			
				T		8,800	-	-	8,800			

*If the "Source of Local Funds" column states the use of toll credits; the same has been added to the "F" share.

GOVERNMENT OF PUERTO RICO
 PUERTO RICO DEPARTMENT OF TRANSPORTATION AND PUBLIC WORKS
 PUERTO RICO HIGHWAY AND TRANSPORTATION AUTHORITY
 STATEWIDE TRANSPORTATION IMPROVEMENT PROGRAM
 FISCAL YEARS 2017 - 2020
 Amendment #3 Administrative Modification

Section 5310: Enhanced Mobility of Seniors and Persons with Disabilities, Urbanized Area Under 200,000 in Population Formula Program (UZA)

Num.	Project Description and Localization	Grantee	Year Entered	Annual Element		Three Year Program			Total	Project Justification	Source of Local Funds	Remarks
					2017	2018	2019	2020	Est. Cost			
33	Operational Assistance for 5310 Transit Fleet for the Municipality of Florida	PRHTA	2018	F		35,600	-	-	35,600	Narrative Justification Prepared by the Municipality	Toll Credits	
				S		-	-	-	-			
				T		35,600	-	-	35,600			
34	Preventive Maintenance for 5310 Transit Fleet for the Municipality of Guánica	PRHTA	2018	F		13,200	-	-	13,200	Narrative Justification Prepared by the Municipality	Toll Credits	
				S		-	-	-	-			
				T		13,200	-	-	13,200			
35	Operational Assistance for 5310 Transit Fleet for the Municipality of Guánica	PRHTA	2018	F		53,400	-	-	53,400	Narrative Justification Prepared by the Municipality	Toll Credits	
				S		-	-	-	-			
				T		53,400	-	-	53,400			
36	Additional Funds for Preventive Maintenance for 5310 Transit Fleet for the Municipality of Luquillo	PRHTA	2018	F		4,400	-	-	4,400	Narrative Justification Prepared by the Municipality	Toll Credits	
				S		-	-	-	-			
				T		4,400	-	-	4,400			
37	Operational Assistance for 5310 Transit Fleet for the Municipality of Luquillo	PRHTA	2018	F		17,800	-	-	17,800	Narrative Justification Prepared by the Municipality	Toll Credits	
				S		-	-	-	-			
				T		17,800	-	-	17,800			
38	Preventive Maintenance for 5310 Transit Fleet for the Municipality of Barceloneta	PRHTA	2018	F		8,800	-	-	8,800	Narrative Justification Prepared by the Municipality	Toll Credits	
				S		-	-	-	-			
				T		8,800	-	-	8,800			
39	Operational Assistance for 5310 Transit Fleet for the Municipality of Barceloneta	PRHTA	2018	F		35,600	-	-	35,600	Narrative Justification Prepared by the Municipality	Toll Credits	
				S		-	-	-	-			
				T		35,600	-	-	35,600			
40	Preventive Maintenance for 5310 Transit Fleet for the Municipality of Quebradillas	PRHTA	2018	F		4,400	-	-	4,400	Narrative Justification Prepared by the Municipality	Toll Credits	
				S		-	-	-	-			
				T		4,400	-	-	4,400			
41	Operational Assistance for 5310 Transit Fleet for the Municipality of Quebradillas	PRHTA	2018	F		17,800	-	-	17,800	Narrative Justification Prepared by the Municipality	Toll Credits	
				S		-	-	-	-			
				T		17,800	-	-	17,800			
42	Program Administration	PRHTA	2016	F		195,065	-	-	195,065			
				S		-	-	-	-			
				T		195,065	-	-	195,065			
Total Federal Funds:						-	1,787,281	-	-	1,787,281		
Total State or Local Funds:						-	-	-	-	-		
Total						-	1,787,281	-	-	1,787,281		

*If the "Source of Local Funds" column states the use of toll credits; the same has been added to the "F" share.



Government of Puerto Rico

Puerto Rico Department of Transportation and Public Works
Puerto Rico Highway and Transportation Authority

Statewide Transportation Improvement Program (STIP)
Fiscal Years 2017-2020

FEDERAL TRANSIT ADMINISTRATION (FTA)

Urbanized Area Under 200,000 in Population (UZA)

Section 5337

GOVERNMENT OF PUERTO RICO
 PUERTO RICO DEPARTMENT OF TRANSPORTATION AND PUBLIC WORKS
 PUERTO RICO HIGHWAY AND TRANSPORTATION AUTHORITY
 STATEWIDE TRANSPORTATION IMPROVEMENT PROGRAM
 FISCAL YEARS 2017 - 2020
 Amendment #3 Administrative Modification

SECTION 5337: HIGH INTENSITY FIXED GUIDEWAY STATE OF GOOD REPAIR, Urbanized Area Under 200,000 in Population Formula Program (UZA)

Num.	Description	Grantee	Year Apporportioned	Annual Element	Three Years Program				Total	Project Justification	Source of Local Funds	Remarks
				2017	2018	2019	2020	Est. Cost				
1	Projects for High Intensity Fixed Guideway State of Good Repair for Municipalities Belong on UZA's >200,000	Statewide in the UZA >200,000	2017	F	1,986,642	-	-	-	1,986,642			
				S	496,661	-	-	-	496,661			
				T	2,483,303	-	-	-	2,483,303			
Total Federal Funds:				1,986,642	-	-	-	1,986,642				
Total State or Local Funds:				496,661	-	-	-	496,661				
Total				2,483,303	-	-	-	2,483,303				



Government of Puerto Rico

Puerto Rico Department of Transportation and Public Works
Puerto Rico Highway and Transportation Authority

Statewide Transportation Improvement Program (STIP)
Fiscal Years 2017-2020

FEDERAL TRANSIT ADMINISTRATION (FTA)

Urbanized Area Under 200,000 in Population (UZA)

Section 5339

GOVERNMENT OF PUERTO RICO
 PUERTO RICO DEPARTMENT OF TRANSPORTATION AND PUBLIC WORKS
 PUERTO RICO HIGHWAY AND TRANSPORTATION AUTHORITY
 STATEWIDE TRANSPORTATION IMPROVEMENT PROGRAM
 FISCAL YEARS 2017 - 2020
 Amendment #3 Administrative Modification

SECTION 5339: BUS AND BUS FACILITIES FORMULA PROGRAM - URBANIZED AREA UNDER 200,000 POPULATION (UZA)

Num.	Description	Grantee	Year Entered	Annual Element		Three Year Program			Total Est. Cost	Project Justification	Source of Local Funds	Remarks
				2017	2018	2019	2020					
1	Acquisition of computer equipment and software	Manatí	2017	F	1,200	-	-	-	1,200	Narrative Justification Submitted	Certification Prepared by the Municipality	FY 2014 Lapsing Funds
				S	300	-	-	-	300			
				T	1,500	-	-	-	1,500			
2	Acquisition of Shop Equipment	Villalba	2017	F	16,000	-	-	-	16,000	Narrative Justification Submitted	Certification Prepared by the Municipality	FY 2014 Lapsing Funds
				S	4,000	-	-	-	4,000			
				T	20,000	-	-	-	20,000			
3	Acquisition of two (2) computer equipment and software	Villalba	2017	F	4,000	-	-	-	4,000	Narrative Justification Submitted	Certification Prepared by the Municipality	FY 2014 Lapsing Funds
				S	1,000	-	-	-	1,000			
				T	5,000	-	-	-	5,000			
4	Acquisition of Specially Equipment tools for the Maintenance of Vehicles for the Municipality of Camuy	Camuy	2018	F	-	12,500	-	-	12,500	Narrative Justification Submitted	Municipality of Camuy requested toll credit fund sharing.	
				S	-	-	-	-	-			
				T	-	12,500	-	-	12,500			
5	Communications, Security and Tracking Devices (GPS) for the Municipality of Camuy	Camuy	2018	F	-	43,750	-	-	43,750	Narrative Justification Submitted	Municipality of Camuy requested toll credit fund sharing.	
				S	-	-	-	-	-			
				T	-	43,750	-	-	43,750			

*If the "Source of Local Funds" column states the use of toll credits; the same has been added to the "F" share.

GOVERNMENT OF PUERTO RICO
 PUERTO RICO DEPARTMENT OF TRANSPORTATION AND PUBLIC WORKS
 PUERTO RICO HIGHWAY AND TRANSPORTATION AUTHORITY
 STATEWIDE TRANSPORTATION IMPROVEMENT PROGRAM
 FISCAL YEARS 2017 - 2020
 Amendment #3 Administrative Modification

SECTION 5339: BUS AND BUS FACILITIES FORMULA PROGRAM - URBANIZED AREA UNDER 200,000 POPULATION (UZA)

Num.	Description	Grantee	Year Entered	Annual Element	Three Year Program			Total Est. Cost	Project Justification	Source of Local Funds	Remarks
				2017	2018	2019	2020				
6	Replacement of Two (2) Buses with 16 Passengers Capacity for the Municipality of Hatillo	Hatillo	2018	F		180,000	-	-	180,000	Narrative Justification Submitted	Municipality of Hatillo requested toll credit fund sharing.
				S	-	-	-	-	-		
				T	-	180,000	-	-	180,000		
7	Public Terminal Improvements for the Municipality of Juana Díaz	PRHTA	2018	F		155,343	-	-	155,343	Narrative Justification Submitted	Municipality of Juana Díaz requested toll credit fund sharing.
				S	-	-	-	-	-		
				T	-	155,343	-	-	155,343		
8	Acquisition of Equipment and Tools for the Maintenance of Buses for the Municipality of Lajas	PRHTA	2018	F		32,921	-	-	32,921	Narrative Justification Submitted	Municipality of Lajas requested toll credit fund sharing.
				S	-	-	-	-	-		
				T	-	32,921	-	-	32,921		
9	Acquisition of Computer Equipment and Software for the Municipality of Lajas	PRHTA	2018	F		1,500	-	-	1,500	Narrative Justification Submitted	Municipality of Lajas requested toll credit fund sharing.
				S	-	-	-	-	-		
				T	-	1,500	-	-	1,500		
10	Acquisition of Security Cameras for Designated FTA Funded Facilities for the Municipality of Lajas	PRHTA	2018	F		7,012	-	-	7,012	Narrative Justification Submitted	Municipality of Lajas requested toll credit fund sharing.
				S	-	-	-	-	-		
				T	-	7,012	-	-	7,012		
11	Acquisition and Instalation of Eight (8) Radio Communications Equipment for Eight (8) funded Buses for the Municipality of Lajas	PRHTA	2018	F		10,000	-	-	10,000	Narrative Justification Submitted	Municipality of Lajas requested toll credit fund sharing.
				S	-	-	-	-	-		
				T	-	10,000	-	-	10,000		

*If the "Source of Local Funds" column states the use of toll credits; the same has been added to the "F" share.

GOVERNMENT OF PUERTO RICO
 PUERTO RICO DEPARTMENT OF TRANSPORTATION AND PUBLIC WORKS
 PUERTO RICO HIGHWAY AND TRANSPORTATION AUTHORITY
 STATEWIDE TRANSPORTATION IMPROVEMENT PROGRAM
 FISCAL YEARS 2017 - 2020
 Amendment #3 Administrative Modification

SECTION 5339: BUS AND BUS FACILITIES FORMULA PROGRAM - URBANIZED AREA UNDER 200,000 POPULATION (UZA)

Num.	Description	Grantee	Year Entered	Annual Element	Three Year Program			Total Est. Cost	Project Justification	Source of Local Funds	Remarks
					2017	2018	2019				
12	Acquisition of Two (2) Paratransit Vans of Eleven (11) Passengers for the Municipality of Ponce	Ponce	2018	F		193,000	-	-	193,000	Narrative Justification Submitted	Municipality of Ponce requested toll credit fund sharing.
				S	-	-	-	-	-		
				T	-	193,000	-	-	193,000		
13	Acquisition/Instalation of Surveillance Cameras for the Carlos Garay Terminal for the Municipality of Ponce	Ponce	2018	F	-	28,000	-	-	28,000	Narrative Justification Submitted	Municipality of Ponce requested toll credit fund sharing.
				S	-	-	-	-	-		
				T	-	28,000	-	-	28,000		
14	Acquisition of Surveillance Cameras for 10 Buses for the Municipality of Ponce	Ponce	2018	F	-	71,200	-	-	71,200	Narrative Justification Submitted	Municipality of Ponce requested toll credit fund sharing.
				S	-	-	-	-	-		
				T	-	71,200	-	-	71,200		
15	Acquisition of five(5) 30-ft Buses for replacement	Ponce	2018	F	-	757,906	-	-	757,906	Narrative Justification Submitted	Municipality of Ponce requested toll credit fund sharing.
				S	-	-	-	-	-		
				T	-	757,906	-	-	757,906		
16	Acquisition of One (1) Trolley	Ponce	2018	F	-	186,995	-	-	186,995	Narrative Justification Submitted	Municipality of Ponce requested toll credit fund sharing.
				S	-	-	-	-	-		
				T	-	186,995	-	-	186,995		
17	Preventive Maintenance	Ponce	2018	F	-	22,400	-	-	22,400	Narrative Justification Submitted	Municipality of Ponce requested toll credit fund sharing.
				S	-	-	-	-	-		
				T	-	22,400	-	-	22,400		
Total Federal Funds:					21,200	1,702,527	-	-	1,723,727		
Total State or Local Funds:					5,300	-	-	-	5,300		
Total					26,500	1,702,527	-	-	1,729,027		

*If the "Source of Local Funds" column states the use of toll credits; the same has been added to the "F" share.



Government of Puerto Rico

Puerto Rico Department of Transportation and Public Works
Puerto Rico Highway and Transportation Authority

Statewide Transportation Improvement Program (STIP)
Fiscal Years 2017-2020

FEDERAL TRANSIT ADMINISTRATION (FTA)

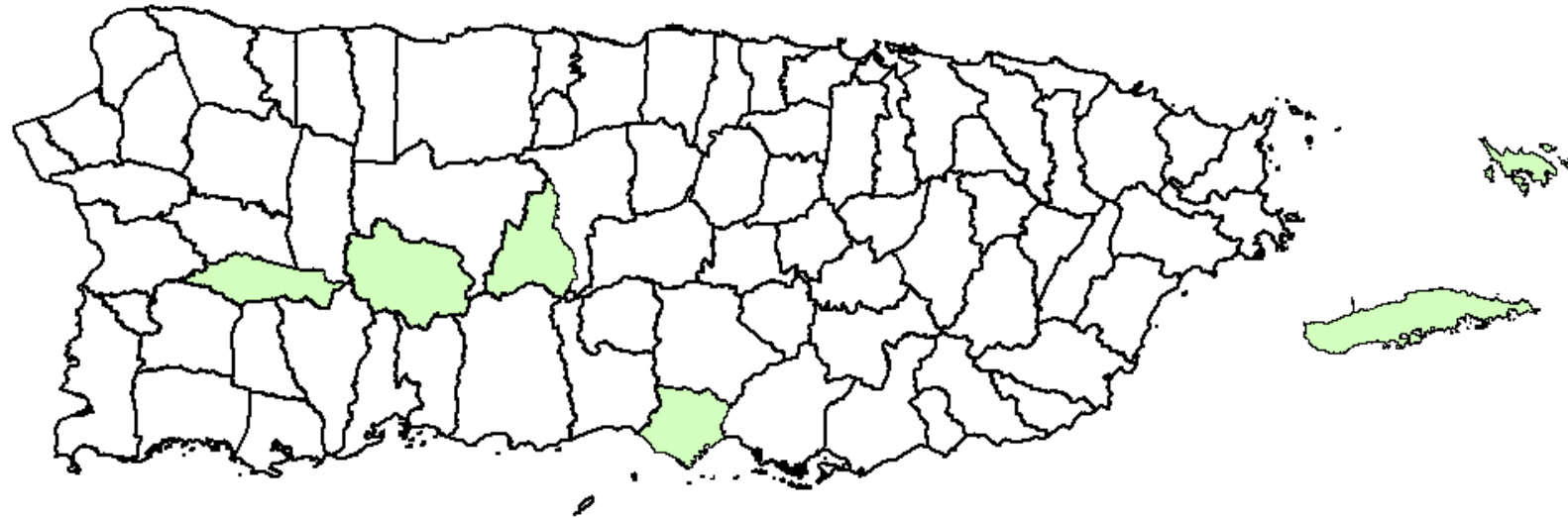
PASSENGER FERRY DISCRETIONAL FUNDING

GOVERNMENT OF PUERTO RICO
 PUERTO RICO DEPARTMENT OF TRANSPORTATION AND PUBLIC WORKS
 PUERTO RICO HIGHWAY AND TRANSPORTATION AUTHORITY
 STATEWIDE TRANSPORTATION IMPROVEMENT PROGRAM
 FISCAL YEARS 2017 - 2020
 Amendment #3 Administrative Modification

PASSENGER FERRY DISCRETIONAL FUNDING - URBANIZED AREA UNDER 200,000 POPULATION (UZA)

Num.	Description	Grantee	Year Entered	Annual Element	Three Year Program				Total Est. Cost	Project Justification	Source of Local Funds	Remarks
					2017	2018	2019	2020				
1	Design, Rehabilitation and Initial Improvements to the Infrastructure in the Ceiba Ferries Terminal Building	PRHTA/ATM	2013	F	1,067,299	-	-	-	1,067,299			Subject to final evaluation.
				S	266,825	-	-	-	266,825			
				T	1,334,124	-	-	-	1,334,124			
Total Federal Funds:					1,067,299	-	-	-	1,067,299			
Total State or Local Funds:					266,825	-	-	-	266,825			
Total					1,334,124	-	-	-	1,334,124			

Non-Urbanized Area (NUA)



 *Non-Urbanized Area (NUA)*





Government of Puerto Rico

Puerto Rico Department of Transportation and Public Works
Puerto Rico Highway and Transportation Authority

Statewide Transportation Improvement Program (STIP)
Fiscal Years 2017-2020

FEDERAL TRANSIT ADMINISTRATION (FTA)
Non-Urbanized Area (NUA)
(Under 50,000 in Population)

Section 5311

GOVERNMENT OF PUERTO RICO
DEPARTMENT OF TRANSPORTATION AND PUBLIC WORKS
HIGHWAY AND TRANSPORTATION AUTHORITY
STATEWIDE TRANSPORTATION IMPROVEMENT PROGRAM
FISCAL YEARS 2017 - 2020
Amendment #3 Administrative Modification

Section 5311: Non-Urbanized Area Formula Program

Num.	Description	Grantee	Year Appportioned	Annual Element		Three Years Program				Total Est. Cost	Project Justification	Source of Local Funds	Remarks
					2017	2018	2019	2020					
1	State Administration	PRHTA	2014	F	388,294	-	-	-	-	388,294			Carryover Funds \$192,793 FY 2015 & \$195,501 FY 2016. \$182,715 Conditionnaly awarded in FTA Grant 2016-008-01
				S	-	-	-	-	-				
				T	388,294	-	-	-	-	388,294			
2	Five (5) shelters for the Municipality of Coamo	PRHTA	2014	F	62,000	-	-	-	-	62,000			Transferred from Intercity Bus. Conditionnaly awarded in FTA Grant 2016-008-01
				S	15,500	-	-	-	-	15,500			
				T	77,500	-	-	-	-	77,500			
3	Five (5) signage structures for the Municipality of Coamo	PRHTA	2014	F	25,584	-	-	-	-	25,584			Transferred from Intercity Bus. Conditionnaly awarded in FTA Grant 2016-008-01
				S	6,396	-	-	-	-	6,396			
				T	31,980	-	-	-	-	31,980			
4	Twenty-nine (29) signs and stops for the Municipality of Coamo	PRHTA	2014	F	191,400	-	-	-	-	191,400			Transferred from Intercity Bus. Conditionnaly awarded in FTA Grant 2016-008-01
				S	47,850	-	-	-	-	47,850			
				T	239,250	-	-	-	-	239,250			
5	Two vehicles for the Municipality of Coamo	PRHTA	2014	F	136,000	-	-	-	-	136,000			Transferred from Intercity Bus. Conditionnaly awarded in FTA Grant 2016-008-01
				S	34,000	-	-	-	-	34,000			
				T	170,000	-	-	-	-	170,000			
6	Operational Assistance for Transportation System, for the Municipality of Coamo	PRHTA	2015	F	161,505	51,515	52,030	52,550	317,601	317,601	Narrative Justification Prepared by the Municipality	Certification Prepared by the Municipality	Carryover Funds \$50,500 FY 2015 & \$51,005 FY 2016 / \$3,756 transferred from Intercity Bus. Conditionnaly awarded in FTA Grant 2016-008-01
				S	161,505	51,515	52,030	52,550	317,601				
				T	323,010	103,030	104,060	105,101	635,201				

*If the "Source of Local Funds" column states the use of toll credits; the same has been added to the "F" share.

GOVERNMENT OF PUERTO RICO
DEPARTMENT OF TRANSPORTATION AND PUBLIC WORKS
HIGHWAY AND TRANSPORTATION AUTHORITY
STATEWIDE TRANSPORTATION IMPROVEMENT PROGRAM
FISCAL YEARS 2017 - 2020
Amendment #3 Administrative Modification

Section 5311: Non-Urbanized Area Formula Program

Num.	Description	Grantee	Year Appportioned	Annual Element		Three Years Program				Total Est. Cost	Project Justification	Source of Local Funds	Remarks
					2017	2018	2019	2020					
7	Preventive Maintenance for Transportation System, for the Municipality of Coamo	PRHTA	2015	F	105,261	51,515	52,030	52,550	261,357	Narrative Justification Prepared by the Municipality	Certification Prepared by the Municipality	Carryover Funds \$50,500 FY 2015 & \$51,005 FY 2016 / \$60,000 Transferred from Intercity. Conditionnaly awarded in FTA Grant 2016-008-01	
				S	26,315	12,879	13,008	13,138	65,339				
				T	131,576	64,394	65,038	65,688	326,696				
8	Operational Assistance for Transportation System, for the Municipality of Comerio	PRHTA	2014	F	93,288	47,345	47,818	48,297	236,748	Narrative Justification Prepared by the Municipality	Certification Prepared by the Municipality	Carryover Funds \$46,876 FY 2016 conditionnaly awarded in FTA Grant 2016-008-01	
				S	93,288	47,345	11,955	12,074	164,662				
				T	186,576	94,690	59,773	60,371	401,410				
9	Preventive Maintenance for Transportation System, for the Municipality of Comerio	PRHTA	2014	F	50,753	25,758	26,016	26,276	128,802	Narrative Justification Prepared by the Municipality	Certification Prepared by the Municipality	Carryover Funds \$25,250 FY 2016. \$50,753 conditionnaly awarded in FTA Grant 2016-008-01	
				S	12,688	6,440	6,504	6,569	32,201				
				T	63,441	32,198	32,519	32,845	161,003				
10	Operational Assistance for Transportation System, for the Municipality of Jayuya	PRHTA	2014	F	24,120	12,241	12,363	12,487	61,211	Narrative Justification Prepared by the Municipality	Certification Prepared by the Municipality	Carryover Funds \$12,000 FY 2015 & \$12,120 FY 2016. \$8,258 conditionnaly awarded in FTA Grant 2016-008-01	
				S	24,120	12,241	12,363	12,487	61,211				
				T	48,240	24,482	24,727	24,974	122,423				
11	Preventive Maintenance for Fajardo/Vieques/Culebra Ferry System- ATM	PRHTA	2014	F	671,296	678,009	684,789	691,637	2,725,731			Conditionnaly awarded in FTA Grant 2016-008-01	
				S	167,824	169,502	171,197	172,909	681,433				
				T	839,120	847,511	855,986	864,546	3,407,164				
12	Preventive Maintenance Funds for Transportation Vehicles for the Municipality of Patillas	PRHTA	2014	F	101,505	51,515	52,030	52,550	257,601	Narrative Justification Prepared by the Municipality	Certification Prepared by the Municipality	Carryover Funds \$50,500 FY 2015 & \$51,005 FY 2016 Subject to Submit Additional Information	
				S	25,376	12,879	13,008	13,138	64,400				
				T	126,881	64,394	65,038	65,688	322,001				

*If the "Source of Local Funds" column states the use of toll credits; the same has been added to the "F" share.

GOVERNMENT OF PUERTO RICO
DEPARTMENT OF TRANSPORTATION AND PUBLIC WORKS
HIGHWAY AND TRANSPORTATION AUTHORITY
STATEWIDE TRANSPORTATION IMPROVEMENT PROGRAM
FISCAL YEARS 2017 - 2020
Amendment #3 Administrative Modification

Section 5311: Non-Urbanized Area Formula Program

Num.	Description	Grantee	Year AppORTIONED	Annual Element		Three Years Program				Total Est. Cost	Project Justification	Source of Local Funds	Remarks
					2017	2018	2019	2020					
13	Operational Assistance for Transportation System, for the Municipality of Utuado	PRHTA	2014	F	139,243	70,667	71,374	72,087	353,371	Narrative Justification Prepared by the Municipality	Certification Prepared by the Municipality	Carryover Funds \$69,275 FY 2015 & \$69,968 FY 2016	
				S	139,243	70,667	71,374	72,087	353,371				
				T	278,486	141,334	142,747	144,175	706,742				
14	Preventive Maintenance Funds for Transportation Vehicles for the Municipality of Utuado	PRHTA	2014	F	8,120	4,121	4,162	4,204	20,607	Narrative Justification Prepared by the Municipality	Certification Prepared by the Municipality	Carryover Funds \$4,040 FY 2015 & \$4,080 FY 2016	
				S	2,030	1,030	1,041	1,051	5,152				
				T	10,150	5,151	5,203	5,255	25,759				
15	Acquisition of one (1), 16 passengers, Vehicle for Paratransit Services for the Municipality of Utuado	PRHTA	2014	F	70,000	-	-	-	70,000	Narrative Justification Prepared by the Municipality	Certification Prepared by the Municipality	Approved in TrAMS Grant # PR-18-X026-00	
				S	17,500	-	-	-	17,500				
				T	87,500	-	-	-	87,500				
16	NEPA, Engineering and Design for the Improvement of Maintenance Facilities for the Municipality of Santa Isabel	PRHTA	2014	F	120,000	-	-	-	120,000	Narrative Justification Prepared by the Municipality	Certification Prepared by the Municipality	Subject to Complete Project Justification	
				S	30,000	-	-	-	30,000				
				T	150,000	-	-	-	150,000				
17	Streets Sign and Stops Sign to Identify the Trolleys Route for the Municipality of Santa Isabel	PRHTA	2014	F	120,000	-	-	-	120,000	Narrative Justification Prepared by the Municipality	Certification Prepared by the Municipality	Subject to Complete Project Justification	
				S	30,000	-	-	-	30,000				
				T	150,000	-	-	-	150,000				
18	Reconstruction of Sidewalk and Ramps, Renew of Architectural Barriers for Access in the Transportation Services Stops for the Municipality of Santa Isabel	PRHTA	2014	F	320,000	-	-	-	320,000	Narrative Justification Prepared by the Municipality	Certification Prepared by the Municipality	Subject to Complete Project Justification	
				S	80,000	-	-	-	80,000				
				T	400,000	-	-	-	400,000				

*If the "Source of Local Funds" column states the use of toll credits; the same has been added to the "F" share.

GOVERNMENT OF PUERTO RICO
DEPARTMENT OF TRANSPORTATION AND PUBLIC WORKS
HIGHWAY AND TRANSPORTATION AUTHORITY
STATEWIDE TRANSPORTATION IMPROVEMENT PROGRAM
FISCAL YEARS 2017 - 2020
Amendment #3 Administrative Modification

Section 5311: Non-Urbanized Area Formula Program

Num.	Description	Grantee	Year Apporportioned	Annual Element		Three Years Program			Total	Project Justification	Source of Local Funds	Remarks
					2017	2018	2019	2020	Est. Cost			
19	Additional Funds for Repair and Rebuilt Vessel at Culebra Ferry Terminal	PRHTA/ATM	2017	F	6,426,631	-	-	-	6,426,631			Funds Transferred from Section 5307 Urbanized Area under 200,000 Population (UZA) - Pending FTA Approval
				S	1,606,658	-	-	-	1,606,658			
				T	8,033,289	-	-	-	8,033,289			
20	State Administration	PRHTA	2018	F		195,501	-	-	195,501			FY 2016 \$195,501
				S		-	-	-	-			
				T		195,501	-	-	195,501			
21	ADA Improvement (6,200 linear feet street) for the Municipality of Coamo	PRHTA	2018	F		1,006,250	-	-	1,006,250	Narrative Justification Prepared by the Municipality	Toll Credits	
				S		-	-	-	-			
				T		1,006,250	-	-	1,006,250			
22	Acquisition of Two (2) Vehicles, One (1) Van (11 passenger capacity) and One (1) Mini Bus (16 passenger capacity) for the Municipality of Coamo	PRHTA	2018	F		180,000	-	-	180,000	Narrative Justification Prepared by the Municipality	Toll Credits	
				S		-	-	-	-			
				T		180,000	-	-	180,000			
23	Preventive Maintenance for 5311 Transportation System for the Municipality of Coamo	PRHTA	2018	F		10,000	-	-	10,000	Narrative Justification Prepared by the Municipality	Toll Credits	
				S		-	-	-	-			
				T		10,000	-	-	10,000			
24	Operating Assistance for 5311 Transportation System for the Municipality of Coamo	PRHTA	2018	F		25,000	-	-	25,000	Narrative Justification Prepared by the Municipality	Toll Credits	
				S		-	-	-	-			
				T		25,000	-	-	25,000			

*If the "Source of Local Funds" column states the use of toll credits; the same has been added to the "F" share.

GOVERNMENT OF PUERTO RICO
DEPARTMENT OF TRANSPORTATION AND PUBLIC WORKS
HIGHWAY AND TRANSPORTATION AUTHORITY
STATEWIDE TRANSPORTATION IMPROVEMENT PROGRAM
FISCAL YEARS 2017 - 2020
Amendment #3 Administrative Modification

Section 5311: Non-Urbanized Area Formula Program

Num.	Description	Grantee	Year Appportioned	Annual Element	Three Years Program			Total	Project Justification	Source of Local Funds	Remarks
				2017	2018	2019	2020	Est. Cost			
25	Preventive Maintenance for 5311 Transportation System for the Municipality of Comerio	PRHTA	2018	F	6,372	-	-	6,372	Narrative Justification Prepared by the Municipality	Toll Credits	
				S	-	-	-	-			
				T	6,372	-	-	6,372			
26	Operating Assistance for 5311 Transportation System for the Municipality of Comerio	PRHTA	2018	F	83,312	-	-	83,312	Narrative Justification Prepared by the Municipality	Toll Credits	
				S	-	-	-	-			
				T	83,312	-	-	83,312			
27	Acquisition of 25 Signs for the Municipality of Comerio	PRHTA	2018	F	40,000	-	-	40,000	Narrative Justification Prepared by the Municipality	Toll Credits	
				S	-	-	-	-			
				T	40,000	-	-	40,000			
28	Acquisition of Radio Communication for the Municipality of Comerio	PRHTA	2018	F	30,000	-	-	30,000	Narrative Justification Prepared by the Municipality	Toll Credits	
				S	-	-	-	-			
				T	30,000	-	-	30,000			
29	Acquisition of Five (5) Mini Buses for the Municipality of Comerio	PRHTA	2018	F	400,000	-	-	400,000	Narrative Justification Prepared by the Municipality	Toll Credits	
				S	-	-	-	-			
				T	400,000	-	-	400,000			
30	Preventive Maintenance for 5311 Transportation System for the Municipality of Jayuya	PRHTA	2018	F	50,000	-	-	50,000	Narrative Justification Prepared by the Municipality	Toll Credits	
				S	-	-	-	-			
				T	50,000	-	-	50,000			

*If the "Source of Local Funds" column states the use of toll credits; the same has been added to the "F" share.

GOVERNMENT OF PUERTO RICO
DEPARTMENT OF TRANSPORTATION AND PUBLIC WORKS
HIGHWAY AND TRANSPORTATION AUTHORITY
STATEWIDE TRANSPORTATION IMPROVEMENT PROGRAM
FISCAL YEARS 2017 - 2020
Amendment #3 Administrative Modification

Section 5311: Non-Urbanized Area Formula Program

Num.	Description	Grantee	Year Appportioned	Annual Element		Three Years Program			Total Est. Cost	Project Justification	Source of Local Funds	Remarks
					2017	2018	2019	2020				
31	Operating Assistance for 5311 Transportation System for the Municipality of Jayuya	PRHTA	2018	F		120,960	-	-	120,960	Narrative Justification Prepared by the Municipality	Toll Credits	
				S		-	-	-	-			
				T		120,960	-	-	120,960			
32	Preventive Maintenance for 5311 Transportation System for the Municipality of Orocovis	PRHTA	2018	F		9,532	-	-	9,532	Narrative Justification Prepared by the Municipality	Toll Credits	
				S		-	-	-	-			
				T		9,532	-	-	9,532			
33	Operating Assistance for 5311 Transportation System for the Municipality of Orocovis	PRHTA	2018	F		12,392	-	-	12,392	Narrative Justification Prepared by the Municipality	Toll Credits	
				S		-	-	-	-			
				T		12,392	-	-	12,392			
34	Acquisition of One (1) Van (11 passenger vehicle) for the Municipality of Orocovis	PRHTA	2018	F		75,000	-	-	75,000	Narrative Justification Prepared by the Municipality	Toll Credits	
				S		-	-	-	-			
				T		75,000	-	-	75,000			
35	Operating Assistance for 5311 Transportation System for the Municipality of Patillas	PRHTA	2018	F		54,500	-	-	54,500	Narrative Justification Prepared by the Municipality	Toll Credits	
				S		-	-	-	-			
				T		54,500	-	-	54,500			
36	Intercity	PRHTA	2018	F		293,251	-	-	293,251			Intercity 15% of the Apportionment, FY 2016
				S		-	-	-	-			
				T		293,251	-	-	293,251			
37	Rebuilding and Rehabilitation of Main Passenger Terminal and Platform Finger Peers and Cargo - Mosquito	PRHTA/ATM	2018	F		2,058,795	2,058,795		4,117,590	Narrative Justification Prepared by the Agency	Toll Credits	Funds Transferred from Section 5307 Urbanized Area under 200,000 Population (UZA) Pending for FTA Approval
				S		-	-		-			
				T		2,058,795	2,058,795		4,117,590			
Total Federal Funds:						9,215,000	5,643,552	3,061,408	1,012,639	18,932,599		
Total State or Local Funds:						2,502,794	384,497	352,479	356,003	3,595,773		
Total						11,647,794	6,028,048	3,413,886	1,368,642	22,458,371		

*If the "Source of Local Funds" column states the use of toll credits; the same has been added to the "F" share.



Government of Puerto Rico

Puerto Rico Department of Transportation and Public Works

Puerto Rico Highway and Transportation Authority

Statewide Transportation Improvement Program (STIP)
Fiscal Years 2017-2020

FEDERAL TRANSIT ADMINISTRATION (FTA)
Non-Urbanized Area (NUA)
(Under 50,000 in Population)

RTAP

GOVERNMENT OF PUERTO RICO
 DEPARTMENT OF TRANSPORTATION AND PUBLIC WORKS
 HIGHWAY AND TRANSPORTATION AUTHORITY
 STATEWIDE TRANSPORTATION IMPROVEMENT PROGRAM
 FISCAL YEARS 2017 - 2020
 Amendment #3 Administrative Modification

Section 5311: Non Urbanized Area, RTAP

Num.	Description	Grantee	Year Apporioned	Annual Element	Three Years Program				Total	Project Justification	Source of Local Funds	Remarks
				2017	2018	2019	2020	Est. Cost				
1	RTAP	PRHTA	2016	F	92,018	-	-	-	92,018			
				S	-	-	-	-				
				T	92,018	-	-	-	92,018			
2	RTAP	PRHTA	2018	F	92,882	-	-	-	92,882			
				S	-	-	-	-				
				T	92,882	-	-	-	92,882			
Total Federal Funds:					184,900	-	-	-	184,900			
Total State or Local Funds:					-	-	-	-	-			
Total					184,900	-	-	-	184,900			



Government of Puerto Rico

Puerto Rico Department of Transportation and Public Works
Puerto Rico Highway and Transportation Authority

Statewide Transportation Improvement Program (STIP)
Fiscal Years 2017-2020

FEDERAL TRANSIT ADMINISTRATION (FTA)
Non-Urbanized Area (NUA)
(Under 50,000 in Population)

Section 5310

GOVERNMENT OF PUERTO RICO
 PUERTO RICO DEPARTMENT OF TRANSPORTATION AND PUBLIC WORKS
 PUERTO RICO HIGHWAY AND TRANSPORTATION AUTHORITY
 STATEWIDE TRANSPORTATION IMPROVEMENT PROGRAM
 FISCAL YEARS 2017 - 2020
 Amendment #3 Administrative Modification

SECTION 5310: Non-Urbanized Area Formula Program

Num.	Description	Grantee	Year Entered	Annual Element	Three Year Program				Total Est. Cost	Project Justification	Source of Local Funds	Remarks
					2017	2018	2019	2020				
1	Program Administration	PRHTA	2016	F	20,345	-	-	-	20,345			
				S	-	-	-	-	-			
				T	20,345	-	-	-	20,345			
2	Projects for Elderly and Persons with Disabilities Program for Municipalities Belong on UZA's <200,000	PRHTA	2017	F	198,529	-	-	-	198,529			
				S	-	-	-	-	-			
				T	198,529	-	-	-	198,529			
Total Federal Funds:					20,345	-	-	-	20,345			
Total State or Local Funds:					-	-	-	-	-			
Total					20,345	-	-	-	20,345			



Government of Puerto Rico

Puerto Rico Department of Transportation and Public Works

Puerto Rico Highway and Transportation Authority

Statewide Transportation Improvement Program (STIP)
Fiscal Years 2017-2020

FEDERAL TRANSIT ADMINISTRATION (FTA)

FERRY BOAT PROGRAM

Section 1121

GOVERNMENT OF PUERTO RICO
 PUERTO RICO DEPARTMENT OF TRANSPORTATION AND PUBLIC WORKS
 PUERTO RICO HIGHWAY AND TRANSPORTATION AUTHORITY
 STATEWIDE TRANSPORTATION IMPROVEMENT PROGRAM
 FISCAL YEARS 2017 - 2020
 Amendment #3 Administrative Modification

SECTION 1121: FERRY BOAT PROGRAM

Num.	Description	Grantee	Year	Annual Element	Three Years Program				Total Est. Cost	Project Justification	Source of Local Funds	Remarks
					2017	2018	2019	2020				
1	Maintenance of Ferries for Vieques and Culebra Routes	PRHTA/ATM	2015	F	957,923	-	-	-	957,923			Funds transferred from FHWA
				S	239,481	-	-	-	239,481			
				T	1,197,404	-	-	-	1,197,404			
Total Federal Funds:					957,923	-	-	-	957,923			
Total State or Local Funds:					239,481	-	-	-	239,481			
Total					1,197,404	-	-	-	1,197,404			



Government of Puerto Rico

Puerto Rico Department of Transportation and Public Works

Puerto Rico Highway and Transportation Authority

Statewide Transportation Improvement Program (STIP)

Fiscal Years 2017-2020

FEDERAL HIGHWAY ADMINISTRATION (FHWA)

GOVERNMENT OF PUERTO RICO
 PUERTO RICO DEPARTMENT OF TRANSPORTATION AND PUBLIC WORKS
 PUERTO RICO HIGHWAY AND TRANSPORTATION AUTHORITY
 STATEWIDE TRANSPORTATION IMPROVEMENT PROGRAM

Source of Funds			
CODE	DESCRIPTION	CODE	DESCRIPTION
MP10	Puerto Rico Highway 25% MAP-21	ER-80	Emergency Relief 2012 Supplement
MP1E	Puerto Rico Highway 25% MAP-21 Ext.	ER-90	Emergency Relief 2013 Supplement
MP20	Puerto Rico Highway NHPP 50%	STATE	Funding Provided by any agency of the Government of PR - Agency name will appear in the "Remarks" section.
MP2E	Puerto Rico Highway NHPP 50% Ext.	Earmark	Earmark Section 1934
MP30	Puerto Rico Highway HSIP 25%	ERFO	Emergency Relief for Federally Owned Roads
MP3E	Puerto Rico Highway HSIP 25% Ext.	ZP10 / ZP16	Puerto Rico Highway 25% - FAST
MP40	Puerto Rico Section 154 Penalty	ZP20 / Z150	Puerto Rico Highway NHPP 50% - FAST
MP4E	Puerto Rico Section 154 Penalty Ext.	ZP30 / ZP15	Puerto Rico Highway HSIP 25% - FAST
MP50	Puerto Rico Section 164 Penalty	ZP40	Puerto Rico Section 154 Penalty - FAST
MP5E	Puerto Rico Section 164 Penalty Ext	ZP50	Puerto Rico Section 164 Penalty - FAST
Q920	High Priority Projects - TEA21		

Under the Consolidated Appropriation Act 2018, PRHTA was allocated the amount of \$15.8M for highway projects. Said allocation has a remaining balance of \$13,743,605.09. The distribution of the remaining funds are as follows, ZP15 - \$3,950,000, ZP16 - \$1,893,605.09, Z150 - \$7,900,000. These balances will be used as a contingency fund for all projects that come in excess of their estimated budget.

Fund Reconciliation FY 2017-2020 - Amendment #3

STIP FY 2017

Revised on: November 27, 2017

Code	AC #	Description	Municipality	Project Phase	STIP Line*	Federal.Share	Toll.Credits	Total.Federal Funds	State.Funds	Total Amount
ZP-10	411901	Connector	Las Marias	R	22	\$1,316,301	\$323,949	\$1,640,250	\$0	\$1,640,250
	520130	DTL Phase 1	San Juan / Trujillo Alto / Caguas	C	9	\$6,933,095	\$1,733,274	\$8,666,368	\$108,000	\$8,774,368
	800474	Bridge Rehabilitation	Islandwide	R	46	\$92,120	\$23,030	\$115,150	\$1,725	\$116,875
	800477	Pavement	Islandwide	C	38	\$5,743,860	\$1,413,598	\$7,157,458	\$0	\$7,157,458
	800480	NEPA Studies (AC-918101)	San Lorenzo	NEPA	80	\$381,464	\$93,881	\$475,345	\$2,805	\$478,149
	900123	SPR	Islandwide	PE	42	\$4,815,000	\$1,185,000	\$6,000,000	\$0	\$6,000,000
	900124	Bridge Critical Findings	Islandwide	R	52	\$44,630	\$10,984	\$55,614	\$0	\$55,614
	990133	ITS	Islandwide	C	64	\$720,000	\$180,000	\$900,000	\$0	\$900,000
	018760	Feasibility Study PR-187 Bypass	Loiza	PE	7	\$391,538	\$96,360	\$487,898	\$6,205	\$494,103
	019143	Puente #194	Naguabo	C	8	\$5,269,275	\$1,245,638	\$6,514,913	\$774,901	\$7,289,814
054509	Widening of PR-545 (Gabia)	Coamo	R	6	\$1,296,380	\$324,095	\$1,620,475	\$0	\$1,620,475	
ZP-20	100081	ER - PR10	Utua / Adjuntas	R	24	\$244,644	\$60,208	\$304,852	\$0	\$304,852
	301133	Additional Funds - Rio Grande - Fajardo Corridor	Rio Grande / Fajardo	PE	37	\$605,969	\$151,492	\$757,461	\$6,708	\$764,169
	520130	DTL Phase 1	San Juan / Trujillo Alto / Caguas	C	9	\$15,544,358	\$3,886,090	\$19,430,448	\$113,400	\$19,543,848
	800474	Bridge Rehabilitation	Islandwide	C	46	\$10,580,001	\$2,645,000	\$13,225,001	\$0	\$13,225,001
	800475	Bridge Preservation	Islandwide	C	50	\$1,212,881	\$69,977	\$1,282,858	\$18,400	\$1,301,258
	800477	Pavement	Islandwide	C	38	\$20,074,958	\$4,940,566	\$25,015,524	\$0	\$25,015,524
	800523	Noise Barriers	Bayamon / Toa Alta	C	15	\$1,061,303	\$261,193	\$1,322,496	\$23,000	\$1,345,496
	900124	Bridge Critical Findings	Islandwide	C	52	\$424,591	\$99,229	\$523,820	\$0	\$523,820
	992477	NBIS	Islandwide	D	60	\$1,424,970	\$356,243	\$1,781,213	\$93,748	\$1,874,961
	000259	Los Almendros	Bayamon	C	17	\$613,711	\$151,039	\$764,750	\$23,000	\$787,750
	015802	Parque Tecnologico - Phase 2	Cayey	PE	5	\$404,125	\$99,458	\$503,583	\$3,000	\$506,583
	000213	Additional Funds - Aguadilla-Mayaguez Corridor	Aguadilla / Mayaguez	PE	36	\$304,000	\$76,000	\$380,000	\$0	\$380,000
	533	Environmental Study PR-5 Extension	Bayamon	NEPA	16	\$856,122	\$210,696	\$1,066,818	\$9,551	\$1,076,369
	ZP-30	520130	DTL Phase 1	San Juan / Trujillo Alto / Caguas	C	9	\$3,154,653	\$788,663	\$3,943,316	\$108,000
800492		SHSP	Islandwide	C	72	\$0	\$0	\$0	\$0	\$0
990134		Upgrade of Safety Devices	Islandwide	C	56	\$5,738,772	\$1,434,693	\$7,173,465	\$0	\$7,173,465
990135		Geometric Safety Improvements	Islandwide	C	68	\$22,014,003	\$5,417,777	\$27,431,780	\$0	\$27,431,780
ZP-40	990151	Section 154 & 164 Penalty	Islandwide	C	76	\$0	\$0	\$0	\$0	\$0
ZP-50	990151	Section 154 & 164 Penalty	Islandwide	C	76	\$0	\$0	\$0	\$0	\$0
Grand Total						\$111,262,724	\$27,278,132	\$138,540,856	\$1,292,443	\$139,833,298

Project Phase	Federal.Share	Toll.Credits	Total.Federal Funds	State.Funds	Total Amount
Design Total	\$1,424,970	\$356,243	\$1,781,213	\$93,748	\$1,874,961
NEPA Total	\$1,237,586	\$304,577	\$1,542,163	\$12,356	\$1,554,518
PE Total	\$6,520,632	\$1,608,310	\$8,128,942	\$15,913	\$8,144,855
ROW Total	\$2,994,075	\$742,266	\$3,736,341	\$1,725	\$3,738,066
Construction Total	\$99,085,460	\$24,266,737	\$123,352,197	\$1,168,701	\$124,520,898

Fund Reconciliation FY 2017-2020 - Amendment #3

STIP FY 2018

Revised on: November 27, 2017

Code	AC #	Description	Municipality	Project Phase	STIP Line*	Federal.Share	Toll.Credits	Total.Federal Funds	State.Funds	Total Amount
ZP-10	800356	Reconstruction of PR-135 km. 78.5	Adjuntas	C	35	\$273,600	\$68,400	\$342,000	\$18,000	\$360,000
	800485	Pavement	Islandwide	C	39	\$3,405,308	\$851,327	\$4,256,635	\$224,033	\$4,480,668
	800486	Bridge Rehabilitation	Islandwide	C	47	\$6,285,960	\$1,571,490	\$7,857,450	\$413,550	\$8,271,000
	800508	DTL Phase 4	San Juan / Trujillo Alto / Caguas	C	10	\$5,863,672	\$1,465,918	\$7,329,590	\$385,768	\$7,715,358
	900128	SPR	Islandwide	PE	43	\$4,800,000	\$1,200,000	\$6,000,000	\$0	\$6,000,000
	900129	Bridge Critical Findings	Islandwide	C	53	\$4,707,440	\$1,176,860	\$5,884,300	\$309,700	\$6,194,000
	990146	ITS	Islandwide	C	65	\$380,000	\$95,000	\$475,000	\$25,000	\$500,000
	011191	Relocation PR-111	San Sebastian / Lares	D	25	\$380,000	\$95,000	\$475,000	\$25,000	\$500,000
	556103	Villalba Bypass	Villalba	PE	33	\$380,000	\$95,000	\$475,000	\$25,000	\$500,000
065403	Puente Victor Rojas	Arecibo	D	32	\$524,020	\$131,005	\$655,025	\$34,475	\$689,500	
ZP-20	100081	ER - PR10	Utua / Adjuntas	C	24	\$5,668,733	\$1,417,183	\$7,085,916	\$372,943	\$7,458,859
	800485	Pavement	Islandwide	C	39	\$34,755,118	\$8,688,780	\$43,443,898	\$2,286,521	\$45,730,419
	800486	Bridge Rehabilitation	Islandwide	D	47	\$794,200	\$198,550	\$992,750	\$52,250	\$1,045,000
	800487	Bridge Preservation	Islandwide	C	51	\$2,351,440	\$587,860	\$2,939,300	\$154,700	\$3,094,000
	800508	DTL Phase 4	San Juan / Trujillo Alto / Caguas	C	10	\$7,516,356	\$1,879,089	\$9,395,445	\$494,497	\$9,889,942
	900129	Bridge Critical Findings	Islandwide	D	53	\$56,240	\$14,060	\$70,300	\$3,700	\$74,000
	990146	ITS	Islandwide	C	65	\$1,425,000	\$356,250	\$1,781,250	\$93,750	\$1,875,000
	992478	NBIS	Islandwide	D	61	\$1,432,913	\$358,228	\$1,791,141	\$0	\$1,791,141
ZP-30	800493	SHSP	Islandwide	C	73	\$2,000,000	\$500,000	\$2,500,000	\$0	\$2,500,000
	800508	DTL Phase 4	San Juan / Trujillo Alto / Caguas	C	10	\$8,347,623	\$2,086,906	\$10,434,529	\$0	\$10,434,529
	990144	Upgrade of Safety Devices	Islandwide	C	57	\$11,485,009	\$2,871,252	\$14,356,261	\$0	\$14,356,261
	990145	Geometric Safety Improvements	Islandwide	C	69	\$5,167,368	\$1,291,842	\$6,459,210	\$0	\$6,459,210
ZP-40	990152	Section 154 & 164 Penalty	Islandwide	C	77	\$1,444,000	\$361,000	\$1,805,000	\$95,000	\$1,900,000
ZP-50	990152	Section 154 & 164 Penalty	Islandwide	C	77	\$1,444,000	\$361,000	\$1,805,000	\$95,000	\$1,900,000
Grand Total						\$110,887,999	\$27,722,000	\$138,609,999	\$5,108,887	\$143,718,886

Project Phase	Federal.Share	Toll.Credits	Total.Federal Funds	State.Funds	Total Amount
Design Total	\$3,187,373	\$796,843	\$3,984,216	\$115,425	\$4,099,641
PE Total	\$5,180,000	\$1,295,000	\$6,475,000	\$25,000	\$6,500,000
Construction Total	\$102,520,626	\$25,630,157	\$128,150,783	\$4,968,462	\$133,119,245

Fund Reconciliation FY 2017-2020 - Amendment #3

STIP FY 2019

Revised on: November 27, 2017

Code	AC #	Description	Municipality	Project Phase	STIP Line*	Federal.Share	Toll.Credits	Total.Federal Funds	State.Funds	Total Amount
ZP-10	300124	DTL Phase 5	San Juan / Trujillo Alto / Caguas	C	11	\$4,366,446	\$1,091,612	\$5,458,058	\$287,266	\$5,745,324
	411901	Connector	Las Marias	C	22	\$2,280,000	\$570,000	\$2,850,000	\$150,000	\$3,000,000
	500023	Pedestrian Route	Rincon	C	23	\$3,933,725	\$983,431	\$4,917,156	\$258,798	\$5,175,954
	800511	Pavement	Islandwide	C	40	\$3,331,828	\$832,957	\$4,164,786	\$219,199	\$4,383,985
	800512	Bridge Rehabilitation	Islandwide	C	48	\$1,900,000	\$475,000	\$2,375,000	\$125,000	\$2,500,000
	900132	SPR	Islandwide	PE	44	\$4,800,000	\$1,200,000	\$6,000,000	\$0	\$6,000,000
	990153	ITS	Islandwide	C	66	\$1,140,000	\$285,000	\$1,425,000	\$75,000	\$1,500,000
	017242	Connector	Cidra	R	2	\$2,400,000	\$600,000	\$3,000,000	\$0	\$3,000,000
	018760	Design PR-187 Bypass	Loiza	D	7	\$800,000	\$200,000	\$1,000,000	\$0	\$1,000,000
	020802	Aguas Buenas Bypass	Aguas Buenas	R	3	\$1,820,000	\$455,000	\$2,275,000	\$0	\$2,275,000
010194	Barranquitas South Bypass	Barranquitas	D	19	\$228,000	\$57,000	\$285,000	\$15,000	\$300,000	
ZP-20	100076	PR-10	Adjuntas	C	34	\$6,460,000	\$1,615,000	\$8,075,000	\$425,000	\$8,500,000
	200248	Lavadero Ward (Conv. a Expreso)	Hormigueros	C	31	\$10,450,314	\$2,612,578	\$13,062,892	\$687,521	\$13,750,413
	520129	Truck Weigh Station	Juana Diaz	C	30	\$760,000	\$190,000	\$950,000	\$50,000	\$1,000,000
	800509	DTL - ITS	San Juan / Trujillo Alto / Caguas	C	12	\$8,919,680	\$2,229,920	\$11,149,600	\$586,821	\$11,736,421
	800510	DTL - Noise Barriers	San Juan / Trujillo Alto / Caguas	C	13	\$4,085,262	\$1,021,316	\$5,106,578	\$268,767	\$5,375,345
	800511	Pavement	Islandwide	C	40	\$7,931,424	\$1,982,856	\$9,914,280	\$521,804	\$10,436,084
	800512	Bridge Rehabilitation	Islandwide	C	48	\$8,213,320	\$2,053,330	\$10,266,650	\$540,350	\$10,807,000
	900133	Bridge Critical Findings	Islandwide	C	54	\$2,128,000	\$532,000	\$2,660,000	\$140,000	\$2,800,000
	990153	ITS	Islandwide	C	66	\$1,444,000	\$361,000	\$1,805,000	\$95,000	\$1,900,000
	992479	NBIS	Islandwide	D	62	\$1,400,000	\$350,000	\$1,750,000	\$0	\$1,750,000
	015801	Parque Tecnologico Phase 1	Cayey	C	4	\$0	\$0	\$0	\$13,000,000	\$13,000,000
	015802	Parque Tecnologico - Phase 2	Cayey	D	5	\$608,000	\$152,000	\$760,000	\$40,000	\$800,000
				R	5	\$800,000	\$200,000	\$1,000,000	\$0	\$1,000,000
010166	Recreational Trail	Toa Baja	C	18	\$800,000	\$200,000	\$1,000,000	\$0	\$1,000,000	
ZP-30	300124	DTL Phase 5	San Juan / Trujillo Alto / Caguas	C	11	\$1,421,053	\$355,263	\$1,776,316	\$0	\$1,776,316
	800514	Geometric Safety Improvements	Islandwide	C	70	\$10,015,747	\$2,503,937	\$12,519,684	\$0	\$12,519,684
	800515	SHSP	Islandwide	C	74	\$4,800,000	\$1,200,000	\$6,000,000	\$0	\$6,000,000
	990155	Upgrade of Safety Devices	Islandwide	C	58	\$10,763,200	\$2,690,800	\$13,454,000	\$0	\$13,454,000
ZP-40	990154	Section 154 & 164 Penalty	Islandwide	C	78	\$1,444,000	\$361,000	\$1,805,000	\$95,000	\$1,900,000
ZP-50	990154	Section 154 & 164 Penalty	Islandwide	C	78	\$1,444,000	\$361,000	\$1,805,000	\$95,000	\$1,900,000
Grand Total						\$110,888,000	\$27,722,000	\$138,610,000	\$17,675,526	\$156,285,526

Project Phase	Federal.Share	Toll.Credits	Total.Federal Funds	State.Funds	Total Amount
Design Total	\$3,036,000	\$759,000	\$3,795,000	\$55,000	\$3,850,000
PE Total	\$4,800,000	\$1,200,000	\$6,000,000	\$0	\$6,000,000
ROW Total	\$5,020,000	\$1,255,000	\$6,275,000	\$0	\$6,275,000
Construction Total	\$98,032,000	\$24,508,000	\$122,540,000	\$17,620,526	\$140,160,526

Fund Reconciliation FY 2017-2020 - Amendment #3

STIP FY 2020

Revised on: November 27, 2017

Code	AC #	Description	Municipality	Project Phase	STIP Line*	Federal.Share	Toll.Credits	Total.Federal Funds	State.Funds	Total Amount
ZP-10	800516	Bridge Rehabilitation	Islandwide	C	49	\$2,945,000	\$736,250	\$3,681,250	\$193,750	\$3,875,000
	800518	Pavement	Islandwide	C	41	\$11,503,560	\$2,875,890	\$14,379,450	\$756,813	\$15,136,263
	900134	SPR	Islandwide	PE	45	\$4,800,000	\$1,200,000	\$6,000,000	\$0	\$6,000,000
	900135	Bridge Critical Findings	Islandwide	C	55	\$2,731,440	\$682,860	\$3,414,300	\$179,700	\$3,594,000
	990156	ITS	Islandwide	C	67	\$3,040,000	\$760,000	\$3,800,000	\$200,000	\$4,000,000
	011213	Improvements to PR-112 & PR-4494	Isabela	D	20	\$95,000	\$23,750	\$118,750	\$6,250	\$125,000
	084511	Widening PR-845	San Juan / Trujillo Alto	D	1	\$285,000	\$71,250	\$356,250	\$18,750	\$375,000
	011191	Relocation PR-111	San Sebastian / Lares	R	25	\$1,600,000	\$400,000	\$2,000,000	\$0	\$2,000,000
ZP-20	200200	Overpass	Mayaguez	R	26	\$1,600,000	\$400,000	\$2,000,000	\$0	\$2,000,000
	200241	Interseccion PR-2/Post/Llorens (La Vita)	Mayaguez	D	29	\$1,520,000	\$380,000	\$1,900,000	\$100,000	\$2,000,000
	800497	Cancer Center	San Juan	C	14	\$18,639,570	\$4,659,892	\$23,299,462	\$1,226,287	\$24,525,750
	800516	Bridge Rehabilitation	Islandwide	C	49	\$6,547,400	\$1,636,850	\$8,184,250	\$430,750	\$8,615,000
	800518	Pavement	Islandwide	C	41	\$18,978,031	\$4,744,508	\$23,722,538	\$1,248,555	\$24,971,093
	800523	Noise Barriers	Bayamon / Toa Alta	C	15	\$1,520,000	\$380,000	\$1,900,000	\$100,000	\$2,000,000
	990156	ITS	Islandwide	C	67	\$1,320,000	\$330,000	\$1,650,000	\$86,842	\$1,736,842
	000218	Aguadilla Airport	Aguadilla	R	21	\$800,000	\$200,000	\$1,000,000	\$0	\$1,000,000
	010029	Widening PR-100	Cabo Rojo	R	28	\$240,000	\$60,000	\$300,000	\$0	\$300,000
	012201	Connector Phase II	Lajas / San German	D	27	\$475,000	\$118,750	\$593,750	\$31,250	\$625,000
	TBD	NBIS	Islandwide	D	63	\$1,600,000	\$400,000	\$2,000,000	\$0	\$2,000,000
	533	Environmental Study PR-5 Extension	Bayamon	D	16	\$760,000	\$190,000	\$950,000	\$50,000	\$1,000,000
ZP-30	800519	Upgrade of Safety Devices	Islandwide	C	59	\$4,000,000	\$1,000,000	\$5,000,000	\$0	\$5,000,000
	800520	SHSP	Islandwide	C	75	\$3,041,302	\$760,326	\$3,801,628	\$0	\$3,801,628
	800521	Geometric Safety Improvements	Islandwide	C	71	\$19,958,698	\$4,989,674	\$24,948,372	\$0	\$24,948,372
ZP-40	990157	Section 154 & 164 Penalty	Islandwide	C	79	\$1,444,000	\$361,000	\$1,805,000	\$95,000	\$1,900,000
ZP-50	990157	Section 154 & 164 Penalty	Islandwide	C	79	\$1,444,000	\$361,000	\$1,805,000	\$95,000	\$1,900,000
Grand Total						\$110,888,000	\$27,722,000	\$138,610,000	\$4,818,947	\$143,428,948

Project Phase	Federal.Share	Toll.Credits	Total.Federal Funds	State.Funds	Total Amount
Design Total	\$4,735,000	\$1,183,750	\$5,918,750	\$206,250	\$6,125,000
PE Total	\$4,800,000	\$1,200,000	\$6,000,000	\$0	\$6,000,000
ROW Total	\$4,240,000	\$1,060,000	\$5,300,000	\$0	\$5,300,000
Construction Total	\$97,113,000	\$24,278,250	\$121,391,250	\$4,612,697	\$126,003,948

GOVERNMENT OF PUERTO RICO
 PUERTO RICO DEPARTMENT OF TRANSPORTATION AND PUBLIC WORKS
 PUERTO RICO HIGHWAY AND TRANSPORTATION AUTHORITY
 STATEWIDE TRANSPORTATION IMPROVEMENT PROGRAM
 FISCAL YEARS 2017-2020**
 Amendment #3

Legend:
 F - Federal Funds
 TC - Toll Credits Funds
 S - State /Local Funds
 T - Total Funds

Núm.	AC-Code / Oracle # / Fed # / Program Code	Description	Town	Phase	Fed. Past Obligations / Locally Funded	STIP Fiscal Year				Future Investment	Total Est. Cost	Remarks		
						2017	2018	2019	2020					
UA>1,000,000 Population (San Juan)														
1	AC-084511 R000845011 MP-845(2) ZP-10	Widening PR-845 from Pasternak Street to Int. PR-199	San Juan Trujillo Alto	NEPA	F	402,906	-	-	-	-	-	402,906		
					TC	100,727	-	-	-	-	-	100,727		
					S	26,507	-	-	-	-	-	26,507		
					T	530,140							530,140	
				Pre-Engineering	F	-	-	-	-	-	-	-	-	-
					TC	-	-	-	-	-	-	-	-	-
					S	-	-	-	-	-	-	-	-	-
					T									
				Design	F	-	-	-	-	285,000	-	-	285,000	-
					TC	-	-	-	-	71,250	-	-	71,250	Change in Fiscal Year from 2018 to 2020
					S	-	-	-	-	18,750	-	-	18,750	
					T					375,000			375,000	
				ROW	F	-	-	-	-	-	-	2,945,000	2,945,000	-
					TC	-	-	-	-	-	-	736,250	736,250	Change in Fiscal Year from 2020 to Future Investment
					S	-	-	-	-	-	-	193,750	193,750	
					T							3,875,000	3,875,000	
Construction	F	-	-	-	-	-	-	14,440,000	14,440,000	-				
	TC	-	-	-	-	-	-	3,610,000	3,610,000	Estimated Time of Completion March 2026				
	S	-	-	-	-	-	-	950,000	950,000					
	T							19,000,000	19,000,000					
Total Estimated Project Cost					530,140	-	-	375,000	22,875,000	23,780,140				
2	AC-017242 L000172042 9999(188) ZP-10	Cidra East Connector form #2 Street (Industrial Avenue) to PR-734 (Phase 1) Length 1.38	Cidra	NEPA	F	-	-	-	-	-	-	-		
					TC	-	-	-	-	-	-	-		
					S	-	-	-	-	-	-	-		
					T									
				Pre-Engineering	F	270,317	-	-	-	-	-	-	270,317	-
					TC	67,579	-	-	-	-	-	-	67,579	-
					S	17,784	-	-	-	-	-	-	17,784	-
					T	355,680							355,680	
				Design	F	-	-	-	-	-	-	-	-	-
					TC	-	-	-	-	-	-	-	-	-
					S	940,340	-	-	-	-	-	-	940,340	-
					T	940,340							940,340	
				ROW	F	-	-	-	-	2,400,000	-	-	2,400,000	-
					TC	-	-	-	-	600,000	-	-	600,000	-
					S	-	-	-	-	-	-	-	-	-
					T					3,000,000			3,000,000	
Construction	F	-	-	-	-	-	-	11,400,000	11,400,000	-				
	TC	-	-	-	-	-	-	2,850,000	2,850,000	Estimated Time of Completion March 2023				
	S	-	-	-	-	-	-	750,000	750,000					
	T							15,000,000	15,000,000					
Total Estimated Project Cost					1,296,020	-	-	3,000,000	15,000,000	19,296,020				

*Fund Reconciliation for each project can be found on pages FHWA-3 thru FHWA-6
 **Retroactive TC will be use for projects currently under construction.

GOVERNMENT OF PUERTO RICO
 PUERTO RICO DEPARTMENT OF TRANSPORTATION AND PUBLIC WORKS
 PUERTO RICO HIGHWAY AND TRANSPORTATION AUTHORITY
 STATEWIDE TRANSPORTATION IMPROVEMENT PROGRAM
 FISCAL YEARS 2017-2020**
 Amendment #3

Legend:
 F - Federal Funds
 TC - Toll Credits Funds
 S - State /Local Funds
 T - Total Funds

Núm.	AC-Code / Oracle # / Fed # / Program Code	Description	Town	Phase	Fed. Past Obligations / Locally Funded	STIP Fiscal Year				Future Investment	Total Est. Cost	Remarks		
						2017	2018	2019	2020					
3	AC-020802 S000208002 MP-208(2) ZP-10	AGUAS BUENAS BYPASS FROM PR-156, KM 53 TO PR-173, LENGTH 3.1	Aguas Buenas	NEPA	F	-	-	-	-	-	-	-		
					TC	-	-	-	-	-	-	-		
					S	-	-	-	-	-	-	-		
					T	-	-	-	-	-	-	-		
				Pre-Engineering	F	635,000	-	-	-	-	-	-	635,000	
					TC	65,000	-	-	-	-	-	-	65,000	
					S	-	-	-	-	-	-	-	-	
					T	700,000	-	-	-	-	-	-	700,000	
				Design	F	-	-	-	-	-	-	-	-	
					TC	-	-	-	-	-	-	-	-	
					S	-	-	-	-	-	-	-	-	
					T	-	-	-	-	-	-	-	-	
				ROW	F	-	-	-	-	-	-	-	-	
					TC	-	-	-	1,820,000	-	-	-	1,820,000	
					S	-	-	-	455,000	-	-	-	455,000	
T	-	-	-		2,275,000	-	-	-	2,275,000					
Construction	F	-	-	-	-	-	-	22,800,000	22,800,000	Estimated Time of Completion December 2025				
	TC	-	-	-	-	-	-	5,700,000	5,700,000					
	S	-	-	-	-	-	-	1,500,000	1,500,000					
	T	-	-	-	-	-	-	30,000,000	30,000,000					
Total Estimated Project Cost					700,000	-	-	2,275,000	-	30,000,000	32,975,000			
4	AC-015801 Y000158001 ZP-20	CONSTRUCTION OF PR-158, FROM PR- 743 TO PARQUE TECNOLOGICO ENTRANCE - Phase 1	Cayey	NEPA	F	-	-	-	-	-	-	-		
					TC	-	-	-	-	-	-	-		
					S	-	-	-	-	-	-	-		
					T	-	-	-	-	-	-	-		
				Pre-Engineering	F	-	-	-	-	-	-	-	-	NEPA, Design, IAR and PS&E will be covered in AC-015802
					TC	-	-	-	-	-	-	-		
					S	-	-	-	-	-	-	-		
					T	-	-	-	-	-	-	-		
				Design	F	-	-	-	-	-	-	-	-	Final Design added in AC-015802
					TC	-	-	-	-	-	-	-		
					S	-	-	-	-	-	-	-		
					T	-	-	-	-	-	-	-		
				ROW	F	-	-	-	-	-	-	-	-	
					TC	-	-	-	-	-	-	-	-	
					S	-	-	-	-	-	-	-	-	
T	-	-	-		-	-	-	-	-					
Construction	F	-	-	-	-	-	-	-	-					
	TC	-	-	-	-	-	-	-	-					
	S	-	-	-	13,000,000	-	-	-	13,000,000					
	T	-	-	-	13,000,000	-	-	-	13,000,000					
Total Estimated Project Cost					-	-	-	13,000,000	-	-	13,000,000			

*Fund Reconciliation for each project can be found on pages FHWA-3 thru FHWA-6
 **Retroactive TC will be use for projects currently under construction.

GOVERNMENT OF PUERTO RICO
 PUERTO RICO DEPARTMENT OF TRANSPORTATION AND PUBLIC WORKS
 PUERTO RICO HIGHWAY AND TRANSPORTATION AUTHORITY
 STATEWIDE TRANSPORTATION IMPROVEMENT PROGRAM
 FISCAL YEARS 2017-2020**
 Amendment #3

Legend:
 F - Federal Funds
 TC - Toll Credits Funds
 S - State /Local Funds
 T - Total Funds

Núm.	AC-Code / Oracle # / Fed # / Program Code	Description	Town	Phase	Fed. Past Obligations / Locally Funded	STIP Fiscal Year				Future Investment	Total Est. Cost	Remarks			
						2017	2018	2019	2020						
5	AC-015802 Y000158002 ZP-20	CONSTRUCTION CONNECTOR PR-158, PHASE II FROM [PARQUE TECNOLOGICO TO PR-1, CAYEY	Cayey	NEPA	F	-	-	-	-	-	-	-	Also includes NEPA, Design, IAR and PS&E for AC-015801		
					TC	-	-	-	-	-	-	-			
					S	125,000	-	-	-	-	-	-			
					T	125,000	-	-	-	-	-	-			
				Pre-Engineering	F	-	404,125	-	-	-	-	-	-	404,125	Originally Programmed with \$1M, Obligated in FY 2017 with \$506,583.
					TC	-	99,458	-	-	-	-	-	-	99,458	
					S	-	3,000	-	-	-	-	-	-	3,000	
					T	-	506,583	-	-	-	-	-	-	506,583	
				Design	F	-	-	-	608,000	-	-	-	-	608,000	Final Design added - Includes AC- 015801
					TC	-	-	-	152,000	-	-	-	-	152,000	
					S	-	-	-	40,000	-	-	-	-	40,000	
					T	-	-	-	800,000	-	-	-	-	800,000	
				ROW	F	-	-	-	800,000	-	-	-	-	800,000	
					TC	-	-	-	200,000	-	-	-	-	200,000	
S	-	-	-		-	-	-	-	-	-					
T	-	-	-		1,000,000	-	-	-	-	1,000,000					
Construction	F	-	-	-	-	-	-	7,600,000	-	7,600,000	Change in Fiscal Year from 2020 to Future Investment				
	TC	-	-	-	-	-	-	1,900,000	-	1,900,000					
	S	-	-	-	-	-	-	500,000	-	500,000					
	T	-	-	-	-	-	-	10,000,000	-	10,000,000					
Total Estimated Project Cost					125,000	506,583	-	1,800,000	-	10,000,000	12,431,583				
6	AC-054509 L000545009 ZP-10	PR-545 Widening from PR-52 (Km. 1.03) to PR-14 (km. 6.03)	Coamo	NEPA	F	-	-	-	-	-	-	-			
					TC	-	-	-	-	-	-	-			
					S	-	-	-	-	-	-	-			
					T	-	-	-	-	-	-	-			
				Pre-Engineering	F	-	-	-	-	-	-	-	-	-	
					TC	-	-	-	-	-	-	-	-	-	
					S	125,000	-	-	-	-	-	-	-	125,000	
					T	125,000	-	-	-	-	-	-	-	125,000	
				Design	F	-	-	-	-	-	-	-	-	-	
					TC	-	-	-	-	-	-	-	-	-	
					S	-	-	-	-	-	-	-	-	-	
					T	-	-	-	-	-	-	-	-	-	
				ROW	F	-	1,300,431	-	-	-	-	-	-	1,300,431	Originally Programmed with \$1,620,000. Obligated in FY 2017 with \$1,620,475.
					TC	-	320,044	-	-	-	-	-	-	320,044	
S	-	-	-		-	-	-	-	-	-					
T	-	1,620,475	-		-	-	-	-	-	1,620,475					
Construction	F	-	-	-	-	-	-	3,800,000	-	3,800,000	Change in Fiscal Year from 2020 to Future Investment				
	TC	-	-	-	-	-	-	950,000	-	950,000					
	S	-	-	-	-	-	-	250,000	-	250,000					
	T	-	-	-	-	-	-	5,000,000	-	5,000,000					
Total Estimated Project Cost					125,000	1,620,475	-	-	-	5,000,000	6,745,475				

*Fund Reconciliation for each project can be found on pages FHWA-3 thru FHWA-6
 **Retroactive TC will be use for projects currently under construction.

GOVERNMENT OF PUERTO RICO
 PUERTO RICO DEPARTMENT OF TRANSPORTATION AND PUBLIC WORKS
 PUERTO RICO HIGHWAY AND TRANSPORTATION AUTHORITY
 STATEWIDE TRANSPORTATION IMPROVEMENT PROGRAM
 FISCAL YEARS 2017-2020**
 Amendment #3

Legend:
 F - Federal Funds
 TC - Toll Credits Funds
 S - State /Local Funds
 T - Total Funds

Núm.	AC-Code / Oracle # / Fed # / Program Code	Description	Town	Phase	Fed. Past Obligations / Locally Funded	STIP Fiscal Year				Future Investment	Total Est. Cost	Remarks		
						2017	2018	2019	2020					
7	AC-018760 S000187060 ZP-10	Feasibility and Update Environmental Study South Bypass from PR-188 to Mediania Baja (PR-187) (CFHWA)	Loíza	NEPA	F	-	-	-	-	-	-	-		
					TC	-	-	-	-	-	-	-		
					S	-	-	-	-	-	-	-		
					T	-	-	-	-	-	-	-		
				Pre-Engineering	F	-	391,538	-	-	-	-	-	391,538	Originally Programmed with \$400k. Obligated in FY 2017 in the amount of \$494,103
					TC	-	96,360	-	-	-	-	-	96,360	
					S	-	6,205	-	-	-	-	-	6,205	
					T	-	494,103	-	-	-	-	-	494,103	
				Design	F	-	-	-	800,000	-	-	-	800,000	Design Phase Added
					TC	-	-	-	200,000	-	-	-	200,000	
					S	-	-	-	-	-	-	-	-	
					T	-	-	-	1,000,000	-	-	-	1,000,000	
				ROW	F	-	-	-	-	-	-	1,425,000	1,425,000	Change in Fiscal Year from 2019 to Future Investment
					TC	-	-	-	-	-	-	356,250	356,250	
					S	-	-	-	-	-	-	93,750	93,750	
T	-	-	-		-	-	-	1,875,000	1,875,000					
Construction	F	-	-	-	-	-	-	5,320,000	5,320,000	Estimated Time of Completion March 2023				
	TC	-	-	-	-	-	-	1,330,000	1,330,000					
	S	-	-	-	-	-	-	350,000	350,000					
	T	-	-	-	-	-	-	7,000,000	7,000,000					
Total Estimated Project Cost					-	494,103	-	1,000,000	-	8,875,000	10,369,103			
8	AC-019143 B000191043 MP-31 (20) & 31(21) ZP-10	Replacement of Bridge #194 PR-31 km 8.8	Naguabo	NEPA	F	-	-	-	-	-	-	-		
					TC	-	-	-	-	-	-	-		
					S	-	-	-	-	-	-	-		
					T	-	-	-	-	-	-	-		
				Pre-Engineering	F	341,295	-	-	-	-	-	-	341,295	
					TC	85,324	-	-	-	-	-	-	85,324	
					S	-	-	-	-	-	-	-	-	
					T	426,619	-	-	-	-	-	-	426,619	
				Design	F	-	-	-	-	-	-	-	-	
					TC	-	-	-	-	-	-	-	-	
					S	-	-	-	-	-	-	-	-	
					T	-	-	-	-	-	-	-	-	
				ROW	F	219,965	-	-	-	-	-	-	219,965	
					TC	54,135	-	-	-	-	-	-	54,135	
					S	-	-	-	-	-	-	-	-	
T	274,100	-	-		-	-	-	-	274,100					
Construction	F	-	5,269,275	-	-	-	-	-	5,269,275	Originally Programmed with \$3.8M. Obligated in FY 2017 with \$7,289,814				
	TC	-	1,245,638	-	-	-	-	-	1,245,638					
	S	-	774,901	-	-	-	-	-	774,901					
	T	-	7,289,814	-	-	-	-	-	7,289,814					
Total Estimated Project Cost					700,719	7,289,814	-	-	-	-	7,990,533			

*Fund Reconciliation for each project can be found on pages FHWA-3 thru FHWA-6
 **Retroactive TC will be use for projects currently under construction.

GOVERNMENT OF PUERTO RICO
 PUERTO RICO DEPARTMENT OF TRANSPORTATION AND PUBLIC WORKS
 PUERTO RICO HIGHWAY AND TRANSPORTATION AUTHORITY
 STATEWIDE TRANSPORTATION IMPROVEMENT PROGRAM
 FISCAL YEARS 2017-2020**
 Amendment #3

Legend:
 F - Federal Funds
 TC - Toll Credits Funds
 S - State /Local Funds
 T - Total Funds

Núm.	AC-Code / Oracle # / Fed # / Program Code	Description	Town	Phase	Fed. Past Obligations / Locally Funded	STIP Fiscal Year				Future Investment	Total Est. Cost	Remarks		
						2017	2018	2019	2020					
9	AC-520130 T000522130 ZP-10, ZP-20, ZP-30	Congestion Managed Lanes - Phase 1 - PR-52 -San Juan (km. 0.30 to km. 9.16) - Two additional lanes on the median of PR-18 and PR-52 from San Juan to Caguas. These lanes will be managed using dynamic tolling to provide a reliable travel time for users. These lanes will be reversible (AM northbound and PM southbound).	San Juan Trujillo Alto Caguas	NEPA	F	-	-	-	-	-	-	-		
					TC	-	-	-	-	-	-			
					S	-	-	-	-	-	-			
					T	-	-	-	-	-	-			
				Pre-Engineering	F	-	-	-	-	-	-	-	-	-
					TC	-	-	-	-	-	-	-	-	-
					S	-	-	-	-	-	-	-	-	-
					T	-	-	-	-	-	-	-	-	-
				Design	F	-	-	-	-	-	-	-	-	-
					TC	-	-	-	-	-	-	-	-	-
					S	-	-	-	-	-	-	-	-	-
					T	-	-	-	-	-	-	-	-	-
				ROW	F	-	-	-	-	-	-	-	-	-
					TC	-	-	-	-	-	-	-	-	-
					S	-	-	-	-	-	-	-	-	-
T	-	-	-		-	-	-	-	-	-				
Construction	F	-	28,109,192	-	-	-	-	-	-	28,109,192	-			
	TC	-	3,930,940	-	-	-	-	-	-	3,930,940	-			
	S	-	329,400	-	-	-	-	-	-	329,400	-			
	T	-	32,369,532	-	-	-	-	-	-	32,369,532	-			
Total Estimated Project Cost						-	32,369,532	-	-	-	32,369,532	-		
10	AC-800508 L009999508 ZP-10, ZP-20, ZP-30	Congestion Managed Lanes - Phase 4 - PR-52 /PR-30 - Caguas (km. 13.96 to km 16.63) - Improve the PR-52/PR-30 Interchange by providing a bridge interconnecting both roadways. The bridge will improve access from PR-1 to PR-52 northbound for all users, and provide access from PR-30 to PR-52 (AM) and from PR-52 to PR-30 (PM) for users of the dynamic toll facility. This phase will also provide open road tolling at the Caguas Norte Toll Plaza.	San Juan Trujillo Alto Caguas	NEPA	F	-	-	-	-	-	-	-		
					TC	-	-	-	-	-	-	-		
					S	-	-	-	-	-	-	-		
					T	-	-	-	-	-	-	-		
				Pre-Engineering	F	-	-	-	-	-	-	-	-	-
					TC	-	-	-	-	-	-	-	-	-
					S	-	-	-	-	-	-	-	-	-
					T	-	-	-	-	-	-	-	-	-
				Design	F	-	-	-	-	-	-	-	-	-
					TC	-	-	-	-	-	-	-	-	-
					S	-	-	-	-	-	-	-	-	-
					T	-	-	-	-	-	-	-	-	-
				ROW	F	-	-	-	-	-	-	-	-	-
					TC	-	-	-	-	-	-	-	-	-
					S	-	-	-	-	-	-	-	-	-
T	-	-	-		-	-	-	-	-	-				
Construction	F	-	-	21,727,651	-	-	-	-	-	21,727,651	-			
	TC	-	-	5,431,913	-	-	-	-	-	5,431,913	-			
	S	-	-	880,265	-	-	-	-	-	880,265	-			
	T	-	-	28,039,828	-	-	-	-	-	28,039,828	-			
Total Estimated Project Cost						-	28,039,828	-	-	-	28,039,828	-		

*Fund Reconciliation for each project can be found on pages FHWA-3 thru FHWA-6
 **Retroactive TC will be use for projects currently under construction.

GOVERNMENT OF PUERTO RICO
 PUERTO RICO DEPARTMENT OF TRANSPORTATION AND PUBLIC WORKS
 PUERTO RICO HIGHWAY AND TRANSPORTATION AUTHORITY
 STATEWIDE TRANSPORTATION IMPROVEMENT PROGRAM
 FISCAL YEARS 2017-2020**
 Amendment #3

Legend:
 F - Federal Funds
 TC - Toll Credits Funds
 S - State /Local Funds
 T - Total Funds

Núm.	AC-Code / Oracle # / Fed # / Program Code	Description	Town	Phase	Fed. Past Obligations / Locally Funded	STIP Fiscal Year				Future Investment	Total Est. Cost	Remarks	
						2017	2018	2019	2020				
11	AC-300124 L000030124 ZP-10, ZP-20, ZP-30	Congestion Managed Lanes - Phase 5 - PR-30-San Juan (km 0.30 to km. 7.20) - reversible lane using reversible lane barrier system on PR-30 from Km. 0.30 to Km. 7.20	San Juan Trujillo Alto Caguas	NEPA	F	-	-	-	-	-	-	-	
					TC	-	-	-	-	-	-		
					S	-	-	-	-	-	-		
					T	-	-	-	-	-	-		
				Pre-Engineering	F	-	-	-	-	-	-	-	-
					TC	-	-	-	-	-	-	-	
					S	-	-	-	-	-	-		
					T	-	-	-	-	-	-		
				Design	F	-	-	-	-	-	-	-	-
					TC	-	-	-	-	-	-	-	
					S	-	-	-	-	-	-		
					T	-	-	-	-	-	-		
				ROW	F	-	-	-	-	-	-	-	-
					TC	-	-	-	-	-	-	-	
					S	-	-	-	-	-	-		
T	-	-	-		-	-	-						
Construction	F	-	-	-	5,787,499	-	-	-	5,787,499				
	TC	-	-	-	1,446,875	-	-	-	1,446,875				
	S	-	-	-	287,266	-	-	-	287,266				
	T	-	-	-	7,521,640	-	-	-	7,521,640				
Total Estimated Project Cost					-	-	7,521,640	-	-	7,521,640			
12	AC-800509 L009999509 ZP-10, ZP-20, ZP-30	Congestion Managed Lanes - ITS (All Phases) - will provide ITS instrumentation for all phases of the Congestion Managed Lanes projects for the operation of the dynamic toll and traffic incident management.	San Juan Trujillo Alto Caguas	NEPA	F	-	-	-	-	-	-	-	
					TC	-	-	-	-	-	-		
					S	-	-	-	-	-	-		
					T	-	-	-	-	-	-		
				Pre-Engineering	F	-	-	-	-	-	-	-	-
					TC	-	-	-	-	-	-	-	
					S	-	-	-	-	-	-		
					T	-	-	-	-	-	-		
				Design	F	-	-	-	-	-	-	-	-
					TC	-	-	-	-	-	-	-	
					S	-	-	-	-	-	-		
					T	-	-	-	-	-	-		
				ROW	F	-	-	-	-	-	-	-	-
					TC	-	-	-	-	-	-	-	
					S	-	-	-	-	-	-		
T	-	-	-		-	-	-						
Construction	F	-	-	-	8,919,680	-	-	-	8,919,680				
	TC	-	-	-	2,229,920	-	-	-	2,229,920				
	S	-	-	-	586,821	-	-	-	586,821				
	T	-	-	-	11,736,421	-	-	-	11,736,421				
Total Estimated Project Cost					-	-	11,736,421	-	-	11,736,421	Change in Budget from \$12,236,421.00 to \$11,736,421.00.		

*Fund Reconciliation for each project can be found on pages FHWA-3 thru FHWA-6
 **Retroactive TC will be use for projects currently under construction.

GOVERNMENT OF PUERTO RICO
 PUERTO RICO DEPARTMENT OF TRANSPORTATION AND PUBLIC WORKS
 PUERTO RICO HIGHWAY AND TRANSPORTATION AUTHORITY
 STATEWIDE TRANSPORTATION IMPROVEMENT PROGRAM
 FISCAL YEARS 2017-2020**
 Amendment #3

Legend:
 F - Federal Funds
 TC - Toll Credits Funds
 S - State /Local Funds
 T - Total Funds

Núm.	AC-Code / Oracle # / Fed # / Program Code	Description	Town	Phase	Fed. Past Obligations / Locally Funded	STIP Fiscal Year				Future Investment	Total Est. Cost	Remarks		
						2017	2018	2019	2020					
13	AC-800510 L009999510 ZP-20	Congested Managed Lanes - Noise Barriers - Vista Alegre Community, Borinquen Gardens, Parque Forestal, Berm- Residential Area, Quintas de San Luis, Berm-Villa Parana - will provide the noise abatement measures recommended as part of the environmental exclusion document prepared for the Congestion Managed Lanes project.	San Juan Trujillo Alto Caguas	NEPA	F	-	-	-	-	-	-	-		
					TC	-	-	-	-	-	-			
					S	-	-	-	-	-	-			
					T	-	-	-	-	-	-			
				Pre-Engineering	F	-	-	-	-	-	-	-	-	-
					TC	-	-	-	-	-	-	-	-	-
					S	-	-	-	-	-	-	-	-	-
					T	-	-	-	-	-	-	-	-	-
				Design	F	-	-	-	-	-	-	-	-	-
					TC	-	-	-	-	-	-	-	-	-
					S	-	-	-	-	-	-	-	-	-
					T	-	-	-	-	-	-	-	-	-
				ROW	F	-	-	-	-	-	-	-	-	-
					TC	-	-	-	-	-	-	-	-	-
					S	-	-	-	-	-	-	-	-	-
T	-	-	-		-	-	-	-	-	-				
Construction	F	-	-	-	4,085,262	-	-	-	-	4,085,262				
	TC	-	-	-	1,021,316	-	-	-	-	1,021,316				
	S	-	-	-	268,767	-	-	-	-	268,767				
	T	-	-	-	5,375,345	-	-	-	-	5,375,345				
Total Estimated Project Cost					-	-	-	5,375,345	-	5,375,345				
14	AC-800497 F009999497 MP-18(14) ZP-20	New Connector (Cancer Comprehensive Center) between PR-18 and PR-21 (includes new bridge over PR-18 and a new ramp from PR-18 to PR-21)	San Juan	NEPA	F	-	-	-	-	-	-	-		
					TC	-	-	-	-	-	-			
					S	-	-	-	-	-	-			
					T	-	-	-	-	-	-			
				Pre-Engineering	F	-	-	-	-	-	-	-	-	-
					TC	-	-	-	-	-	-	-	-	-
					S	-	-	-	-	-	-	-	-	-
					T	-	-	-	-	-	-	-	-	-
				Design	F	-	-	-	-	-	-	-	-	-
					TC	-	-	-	-	-	-	-	-	-
					S	-	-	-	-	-	-	-	-	-
					T	-	-	-	-	-	-	-	-	-
				ROW	F	-	-	-	-	-	-	-	-	-
					TC	-	-	-	-	-	-	-	-	-
					S	-	-	-	-	-	-	-	-	-
T	-	-	-		-	-	-	-	-	-				
Construction	F	-	-	-	-	-	18,639,570	-	-	18,639,570				
	TC	-	-	-	-	-	4,659,892	-	-	4,659,892				
	S	-	-	-	-	-	1,226,287	-	-	1,226,287				
	T	-	-	-	-	-	24,525,750	-	-	24,525,750				
Total Estimated Project Cost					-	-	-	24,525,750	-	24,525,750	Project cost increase from \$17M to \$24,525,750. Change in FY from 2017 to 2020.			

*Fund Reconciliation for each project can be found on pages FHWA-3 thru FHWA-6
 **Retroactive TC will be use for projects currently under construction.

GOVERNMENT OF PUERTO RICO
 PUERTO RICO DEPARTMENT OF TRANSPORTATION AND PUBLIC WORKS
 PUERTO RICO HIGHWAY AND TRANSPORTATION AUTHORITY
 STATEWIDE TRANSPORTATION IMPROVEMENT PROGRAM
 FISCAL YEARS 2017-2020**
 Amendment #3

Legend:
 F - Federal Funds
 TC - Toll Credits Funds
 S - State /Local Funds
 T - Total Funds

Núm.	AC-Code / Oracle # / Fed # / Program Code	Description	Town	Phase	Fed. Past Obligations / Locally Funded	STIP Fiscal Year				Future Investment	Total Est. Cost	Remarks				
						2017	2018	2019	2020							
15	AC-800523 L009999523 ZP-20	Noise Barriers at PR-22 Paco Davila km . 19.2 - km 19.5, El Patio km. 16.5 - km 17.1 , Monte Claro km.14.1 - km 14.6, Rio Hondo 1 km. 12.8 - km 13.6 (Eastbound), Rio Hondo 2 km. 13.0 - km 13.25 (Westbound), Rio Hondo 3 km. 12.5 - km 12.9	Bayamon Toa Baja	NEPA	F	-	-	-	-	-	-	-				
					TC	-	-	-	-	-	-	-				
					S	-	-	-	-	-	-	-				
					T	-	-	-	-	-	-	-				
				Pre-Engineering	F	-	-	-	-	-	-	-	-	-	-	
					TC	-	-	-	-	-	-	-	-	-	-	
					S	-	-	-	-	-	-	-	-	-	-	
					T	-	-	-	-	-	-	-	-	-	-	
				Design	F	-	-	-	-	-	-	-	-	-	-	
					TC	-	-	-	-	-	-	-	-	-	-	
					S	-	-	-	-	-	-	-	-	-	-	
					T	-	-	-	-	-	-	-	-	-	-	
				ROW	F	-	-	-	-	-	-	-	-	-	-	
					TC	-	-	-	-	-	-	-	-	-	-	
					S	-	-	-	-	-	-	-	-	-	-	
T	-	-	-		-	-	-	-	-	-	-					
Construction	F	-	1,061,303	-	-	1,520,000	-	-	2,581,303	-	Originally Programmed in the amount of \$700K. Obligated in FY 2017 with \$1,345,496.					
	TC	-	261,193	-	-	380,000	-	-	641,193	-						
	S	-	23,000	-	-	100,000	-	-	123,000	-						
	T	-	1,345,496	-	-	2,000,000	-	-	3,345,496	-						
Total Estimated Project Cost						-	1,345,496	-	-	2,000,000	-	3,345,496				
16	AC-000533 ZP-20	Environmental Study Extension PR-5 From PR-199 to PR-167	Bayamon	NEPA	F	-	856,122	-	-	-	-	-	856,122	Originally Programmed in the amount of \$785k. Obligated in FY 2017 with \$1,076,369.		
					TC	-	210,696	-	-	-	-	210,696	-			
					S	-	9,551	-	-	-	-	9,551	-			
					T	-	1,076,369	-	-	-	-	1,076,369	-			
				Pre-Engineering	F	-	-	-	-	-	-	-	-	-	-	-
					TC	-	-	-	-	-	-	-	-	-	-	-
					S	-	-	-	-	-	-	-	-	-	-	-
					T	-	-	-	-	-	-	-	-	-	-	-
				Design	F	-	-	-	-	760,000	-	-	760,000	-	-	-
					TC	-	-	-	-	190,000	-	-	190,000	-	-	-
					S	-	-	-	-	50,000	-	-	50,000	-	-	-
					T	-	-	-	-	1,000,000	-	-	1,000,000	-	-	-
				ROW	F	-	-	-	-	-	-	34,400,000	34,400,000	-	-	-
					TC	-	-	-	-	-	-	8,600,000	8,600,000	-	-	-
					S	-	-	-	-	-	-	-	-	-	-	-
T	-	-	-		-	-	-	43,000,000	43,000,000	-	-	-				
Construction	F	-	-	-	-	-	-	91,200,000	91,200,000	-	-	-				
	TC	-	-	-	-	-	-	22,800,000	22,800,000	-	-	-				
	S	-	-	-	-	-	-	6,000,000	6,000,000	-	-	-				
	T	-	-	-	-	-	-	120,000,000	120,000,000	-	-	-				
Total Estimated Project Cost						-	1,076,369	-	-	1,000,000	163,000,000	165,076,369				

*Fund Reconciliation for each project can be found on pages FHWA-3 thru FHWA-6
 **Retroactive TC will be use for projects currently under construction.

GOVERNMENT OF PUERTO RICO
 PUERTO RICO DEPARTMENT OF TRANSPORTATION AND PUBLIC WORKS
 PUERTO RICO HIGHWAY AND TRANSPORTATION AUTHORITY
 STATEWIDE TRANSPORTATION IMPROVEMENT PROGRAM
 FISCAL YEARS 2017-2020**
 Amendment #3

Legend:
 F - Federal Funds
 TC - Toll Credits Funds
 S - State /Local Funds
 T - Total Funds

Núm.	AC-Code / Oracle # / Fed # / Program Code	Description	Town	Phase	Fed. Past Obligations / Locally Funded	STIP Fiscal Year				Future Investment	Total Est. Cost	Remarks				
						2017	2018	2019	2020							
17	AC-000259 L000000259 ZP-20	Construction of Noise Barrier, Los Almendros Development, PR-22 km. 12.2 to km 12.7	Bayamon	NEPA	F	-	-	-	-	-	-	-	In House			
					TC	-	-	-	-	-	-					
					S	-	-	-	-	-	-					
				Pre-Engineering	F	-	-	-	-	-	-	-	-	-	-	
					TC	-	-	-	-	-	-	-	-	-		
					S	-	-	-	-	-	-	-	-	-		
				Design	F	-	-	-	-	-	-	-	-	-	-	In House
					TC	-	-	-	-	-	-	-	-	-		
					S	-	-	-	-	-	-	-	-	-		
				ROW	F	-	-	-	-	-	-	-	-	-	-	
					TC	-	-	-	-	-	-	-	-	-		
					S	-	-	-	-	-	-	-	-	-		
Construction	F	-	613,711	-	-	-	-	-	-	613,711	Originally Programmed with \$650K. Obligated in FY 2017 with \$787,500					
	TC	-	151,039	-	-	-	-	-	-	151,039						
	S	-	23,000	-	-	-	-	-	-	23,000						
	T	-	787,750	-	-	-	-	-	-	787,750						
Total Estimated Project Cost						787,750	-	-	-	-	787,750					
18	AC-010166 ZP-20	Additional Funds for the Construction of a new Recreational Trail for Bicycles and Pedestrians from Rio Bayamon to PR-165	Toa Baja	NEPA	F	-	-	-	-	-	-	-	In House			
					TC	-	-	-	-	-	-					
					S	-	-	-	-	-	-					
				Pre-Engineering	F	-	-	-	-	-	-	-	-	-		
					TC	-	-	-	-	-	-	-	-			
					S	-	-	-	-	-	-	-	-			
				Design	F	-	-	-	-	-	-	-	-	-	In House	
					TC	-	-	-	-	-	-	-	-			
					S	-	-	-	-	-	-	-	-			
				ROW	F	-	-	-	-	-	-	-	-	-		
					TC	-	-	-	-	-	-	-	-			
					S	-	-	-	-	-	-	-	-			
Construction	F	1,017,742	-	-	800,000	-	-	-	-	1,817,742	Earmark Project added for additional funding.					
	TC	254,435	-	-	200,000	-	-	-	-	454,435						
	S	66,957	-	-	-	-	-	-	-	66,957						
	T	1,339,134	-	-	1,000,000	-	-	-	-	2,339,134						
Total Estimated Project Cost						1,339,134	-	-	1,000,000	-	2,339,134					

*Fund Reconciliation for each project can be found on pages FHWA-3 thru FHWA-6
 **Retroactive TC will be use for projects currently under construction.

GOVERNMENT OF PUERTO RICO
 PUERTO RICO DEPARTMENT OF TRANSPORTATION AND PUBLIC WORKS
 PUERTO RICO HIGHWAY AND TRANSPORTATION AUTHORITY
 STATEWIDE TRANSPORTATION IMPROVEMENT PROGRAM
 FISCAL YEARS 2017-2020**
 Amendment #3

Legend:
 F - Federal Funds
 TC - Toll Credits Funds
 S - State /Local Funds
 T - Total Funds

Núm.	AC-Code / Oracle # / Fed # / Program Code	Description	Town	Phase	Fed. Past Obligations / Locally Funded	STIP Fiscal Year				Future Investment	Total Est. Cost	Remarks			
						2017	2018	2019	2020						
19	AC-010194 S000000194 LP-9999(189) ZP-10	Barranquitas South Bypass	Barranquitas	NEPA	F	172,429	-	-	-	-	-	172,429			
					TC	43,107	-	-	-	-	-	43,107			
					S	-	-	-	-	-	-	-			
					T	215,536						215,536			
				Pre-Engineering	F	-	-	-	-	-	-	-	-	-	
					TC	-	-	-	-	-	-	-	-	-	
					S	-	-	-	-	-	-	-	-	-	
					T	-						-			
				Design	F	-	-	-	228,000	-	-	-	-	228,000	
					TC	-	-	-	57,000	-	-	-	-	57,000	
					S	-	-	-	15,000	-	-	-	-	15,000	
					T	-			300,000					300,000	
				ROW	F	-	-	-	-	-	-	380,000	380,000	380,000	
					TC	-	-	-	-	-	-	95,000	95,000	95,000	
					S	-	-	-	-	-	-	25,000	25,000	25,000	
					T	-						500,000	500,000	500,000	
				Construction	F	-	-	-	-	-	-	7,600,000	7,600,000	7,600,000	Estimated Time of Completion 2027
TC	-	-	-		-	-	-	1,900,000	1,900,000	1,900,000					
S	-	-	-		-	-	-	500,000	500,000	500,000					
T	-							10,000,000	10,000,000	10,000,000					
Total Estimated Project Cost					215,536	-	-	300,000	-	10,500,000	11,015,536				
UA > 1,000,000 Population (San Juan)					5,031,549	45,490,122	28,039,828	47,008,406	27,900,750	265,250,000	418,720,655	-			

*Fund Reconciliation for each project can be found on pages FHWA-3 thru FHWA-6
 **Retroactive TC will be use for projects currently under construction.

GOVERNMENT OF PUERTO RICO
 PUERTO RICO DEPARTMENT OF TRANSPORTATION AND PUBLIC WORKS
 PUERTO RICO HIGHWAY AND TRANSPORTATION AUTHORITY
 STATEWIDE TRANSPORTATION IMPROVEMENT PROGRAM
 FISCAL YEARS 2017-2020**
 Amendment #3

Legend:
 F - Federal Funds
 TC - Toll Credits Funds
 S - State /Local Funds
 T - Total Funds

Núm.	AC-Code / Oracle # / Fed # / Program Code	Description	Town	Phase	Fed. Past Obligations / Locally Funded	STIP Fiscal Year				Future Investment	Total Est. Cost	Remarks			
						2017	2018	2019	2020						
UA>200,000 Population<1,000,000 (Aguadilla)															
20	AC-011213 S000112013 MP-112(3) ZP-10	IMPROVEMENTS TO PR-112 AND CONNECTOR TO PR-4494 - access to the Industrial Zone to the Isabela Connector, it also includes improvements to the PR-112. This project will be known as the Cano Rosa Connector	Isabela	NEPA	F	-	-	-	-	-	-	-			
					TC	-	-	-	-	-	-				
					S	-	-	-	-	-	-				
								T	-	-	-	-	-	-	-
				Pre-Engineering	F	191,004	-	-	-	-	-	-	-	191,004	
					TC	47,751	-	-	-	-	-	-	-	47,751	
					S	6,325	-	-	-	-	-	-	-	6,325	
								T	245,080	-	-	-	-	245,080	
				Design	F	-	-	-	-	-	95,000	-	-	95,000	
					TC	-	-	-	-	-	23,750	-	-	23,750	
					S	-	-	-	-	-	6,250	-	-	6,250	
								T	-	-	-	125,000	-	125,000	Change in Fiscal Year from 2018 to 2020
				ROW	F	-	-	-	-	-	-	500,000	-	500,000	
					TC	-	-	-	-	-	-	125,000	-	125,000	
					S	-	-	-	-	-	-	-	-	-	
				T	-	-	-	625,000	-	625,000	Change in Fiscal Year from 2019 to Future Investment				
Construction	F	-	-	-	-	-	-	2,280,000	-	2,280,000					
	TC	-	-	-	-	-	-	570,000	-	570,000					
	S	-	-	-	-	-	-	150,000	-	150,000					
				T	-	-	-	3,000,000	-	3,000,000	Estimated Time of Completion 2022				
Total Estimated Project Cost					245,080	-	-	125,000	3,625,000	3,995,080					
21	AC-000218 L000000218 MP-9999(222) ZP-20	IMPROVEMENTS TO ACCESS TO AGUADILLA AIRPORT THROUGH PR-110, 107 AND CONECTOR TO BURN STREET	Aguadilla	NEPA	F	-	-	-	-	-	-	-			
					TC	-	-	-	-	-	-				
					S	-	-	-	-	-	-				
								T	-	-	-	-	-	-	
				Pre-Engineering	F	608,000	-	-	-	-	-	-	-	608,000	
					TC	152,000	-	-	-	-	-	-	-	152,000	
					S	40,000	-	-	-	-	-	-	-	40,000	
								T	800,000	-	-	-	-	800,000	
				Design	F	-	-	-	-	-	-	-	-	-	
					TC	-	-	-	-	-	-	-	-	-	
					S	-	-	-	-	-	-	-	-	-	
								T	-	-	-	-	-	-	
				ROW	F	-	-	-	-	-	800,000	-	-	800,000	
					TC	-	-	-	-	-	200,000	-	-	200,000	
					S	-	-	-	-	-	-	-	-	-	
				T	-	-	-	1,000,000	-	1,000,000	Change in Fiscal Year from 2019 to Future Investment				
Construction	F	-	-	-	-	-	-	3,800,000	-	3,800,000					
	TC	-	-	-	-	-	-	950,000	-	950,000					
	S	-	-	-	-	-	-	250,000	-	250,000					
				T	-	-	-	5,000,000	-	5,000,000	Estimated Time of Completion 2025				
Total Estimated Project Cost					800,000	-	-	1,000,000	5,000,000	6,800,000					

*Fund Reconciliation for each project can be found on pages FHWA-3 thru FHWA-6
 **Retroactive TC will be use for projects currently under construction.

GOVERNMENT OF PUERTO RICO
 PUERTO RICO DEPARTMENT OF TRANSPORTATION AND PUBLIC WORKS
 PUERTO RICO HIGHWAY AND TRANSPORTATION AUTHORITY
 STATEWIDE TRANSPORTATION IMPROVEMENT PROGRAM
 FISCAL YEARS 2017-2020**
 Amendment #3

Legend:
 F - Federal Funds
 TC - Toll Credits Funds
 S - State /Local Funds
 T - Total Funds

Núm.	AC-Code / Oracle # / Fed # / Program Code	Description	Town	Phase	Fed. Past Obligations / Locally Funded	STIP Fiscal Year				Future Investment	Total Est. Cost	Remarks		
						2017	2018	2019	2020					
22	AC-411901 S004119001 MP-4119(1) / 4119(2) ZP-10	LAS MARIAS CONNECTOR, FROM PR-119 TO RAMON RIVERA STREET	Las Marias	NEPA	F	-	-	-	-	-	-	-		
					TC	-	-	-	-	-	-			
					S	-	-	-	-	-	-			
					T	-	-	-	-	-	-			
				Pre-Engineering	F	322,481	-	-	-	-	-	-	322,481	
					TC	79,365	-	-	-	-	-	-	79,365	
					S	161,605	-	-	-	-	-	-	161,605	
					T	563,451	-	-	-	-	-	-	563,451	
				Design	F	-	-	-	-	-	-	-	-	
					TC	-	-	-	-	-	-	-	-	
					S	-	-	-	-	-	-	-	-	
					T	-	-	-	-	-	-	-	-	
				ROW	F	-	1,316,301	-	-	-	-	-	1,316,301	Originally Programmed in the amount of \$1.4M. Obligated in FY 2017 with \$1,640,250.
					TC	-	323,949	-	-	-	-	-	323,949	
					S	-	-	-	-	-	-	-	-	
T	-	1,640,250	-		-	-	-	-	1,640,250					
Construction	F	-	-	-	2,280,000	-	-	-	2,280,000					
	TC	-	-	-	570,000	-	-	-	570,000					
	S	-	-	-	150,000	-	-	-	150,000					
	T	-	-	-	3,000,000	-	-	-	3,000,000					
Total Estimated Project Cost					563,451	1,640,250	-	3,000,000	-	-	5,203,701			
23	AC-500023 L005000023 ZP-10	Bicycle and Pedestrian Route	Rincon	Pre-Engineering	TC	-	-	-	-	-	-	-		
					S	-	-	-	-	-	-			
					T	-	-	-	-	-	-			
					F	-	-	-	-	-	-			
				Design	TC	-	-	-	-	-	-	-		
					S	700,000	-	-	-	-	-	-	700,000	
					T	700,000	-	-	-	-	-	-	700,000	
					F	-	-	-	-	-	-	-		
				ROW	TC	-	-	-	-	-	-	-		
					S	-	-	-	-	-	-	-		
					T	-	-	-	-	-	-	-		
					F	-	-	-	-	-	-	-		
				Construction	TC	-	-	-	3,933,725	-	-	-	3,933,725	Change in Budget from \$5,500,000 to \$5,175,954. Change in FY from 2018 to 2019
					S	-	-	-	983,431	-	-	-	983,431	
					T	-	-	-	258,798	-	-	-	258,798	
F	-	-	-		5,175,954	-	-	-	5,175,954					
Total Estimated Project Cost					700,000	-	-	5,175,954	-	-	5,875,954			

*Fund Reconciliation for each project can be found on pages FHWA-3 thru FHWA-6
 **Retroactive TC will be use for projects currently under construction.

GOVERNMENT OF PUERTO RICO
 PUERTO RICO DEPARTMENT OF TRANSPORTATION AND PUBLIC WORKS
 PUERTO RICO HIGHWAY AND TRANSPORTATION AUTHORITY
 STATEWIDE TRANSPORTATION IMPROVEMENT PROGRAM
 FISCAL YEARS 2017-2020**
 Amendment #3

Legend:
 F - Federal Funds
 TC - Toll Credits Funds
 S - State /Local Funds
 T - Total Funds

Núm.	AC-Code / Oracle # / Fed # / Program Code	Description	Town	Phase	Fed. Past Obligations / Locally Funded	STIP Fiscal Year				Future Investment	Total Est. Cost	Remarks		
						2017	2018	2019	2020					
24	AC-100081 R000010181 ER-10(72) / 10(79) ER-90 ZP-20	Additional Funds - Reconstruction of PR-10 kms. 59.4, 60.4, 60.9, 61.1	Utuado	NEPA	F	-	-	-	-	-	-	-		
					TC	-	-	-	-	-	-	-		
					S	-	-	-	-	-	-	-		
					T	-	-	-	-	-	-	-		
				Pre-Engineering	F	516,730	-	-	-	-	-	-	516,730	
					TC	164,080	-	-	-	-	-	-	164,080	
					S	-	-	-	-	-	-	-	-	
					T	680,810	-	-	-	-	-	-	680,810	
				Design	F	-	-	-	-	-	-	-	-	
					TC	-	-	-	-	-	-	-	-	
					S	-	-	-	-	-	-	-	-	
					T	-	-	-	-	-	-	-	-	
				ROW	F	-	244,644	-	-	-	-	-	244,644	Originally Programmed in the amount of \$200K. Obligated in FY 2017 with \$304,852
					TC	-	60,208	-	-	-	-	-	60,208	
					S	-	-	-	-	-	-	-	-	
T	-	304,852	-		-	-	-	-	304,852					
Construction	F	3,189,871	-	5,668,733	-	-	-	-	8,858,604	The \$3,189,871.20 available in the ER-90 fund will also be used.				
	TC	-	-	1,417,183	-	-	-	-	1,417,183					
	S	-	-	372,943	-	-	-	-	372,943					
	T	3,189,871	-	7,458,859	-	-	-	-	10,648,730					
Total Estimated Project Cost					3,870,681	304,852	7,458,859	-	-	-	11,634,392			
25	AC-011191 S000111091 ZP-10	Relocation of PR-111 km. 27.9 a km. 34.0	San Sebastian / Lares	NEPA	F	311,554	-	-	-	-	-	311,554		
					TC	77,888	-	-	-	-	-	77,888		
					S	97,361	-	-	-	-	-	97,361		
					T	486,803	-	-	-	-	-	486,803		
				Pre-Engineering	F	-	-	-	-	-	-	-	-	
					TC	-	-	-	-	-	-	-	-	
					S	-	-	-	-	-	-	-	-	
					T	-	-	-	-	-	-	-	-	
				Design	F	-	-	380,000	-	-	-	-	380,000	
					TC	-	-	95,000	-	-	-	-	95,000	
					S	-	-	25,000	-	-	-	-	25,000	
					T	-	-	500,000	-	-	-	-	500,000	
				ROW	F	-	-	-	-	1,600,000	-	-	1,600,000	
					TC	-	-	-	-	400,000	-	-	400,000	
					S	-	-	-	-	-	-	-	-	
T	-	-	-		-	2,000,000	-	-	2,000,000					
Construction	F	-	-	-	-	-	27,360,000	-	27,360,000	Estimated Time of Completion 2027				
	TC	-	-	-	-	-	6,840,000	-	6,840,000					
	S	-	-	-	-	-	1,800,000	-	1,800,000					
	T	-	-	-	-	-	36,000,000	-	36,000,000					
Total Estimated Project Cost					486,803	-	500,000	-	2,000,000	36,000,000	38,986,803			
UA>200,000 Population<1,000000 (Aguadilla)					6,666,015	1,945,102	7,958,859	8,175,954	3,125,000	44,625,000	72,495,930			

*Fund Reconciliation for each project can be found on pages FHWA-3 thru FHWA-6
 **Retroactive TC will be use for projects currently under construction.

GOVERNMENT OF PUERTO RICO
 PUERTO RICO DEPARTMENT OF TRANSPORTATION AND PUBLIC WORKS
 PUERTO RICO HIGHWAY AND TRANSPORTATION AUTHORITY
 STATEWIDE TRANSPORTATION IMPROVEMENT PROGRAM
 FISCAL YEARS 2017-2020**
 Amendment #3

Legend:
 F - Federal Funds
 TC - Toll Credits Funds
 S - State /Local Funds
 T - Total Funds

Núm.	AC-Code / Oracle # / Fed # / Program Code	Description	Town	Phase	Fed. Past Obligations / Locally Funded	STIP Fiscal Year				Future Investment	Total Est. Cost	Remarks			
						2017	2018	2019	2020						
UA<200,000 Population (UZA)															
26	AC-200200 P000002400 ZP-20	Construction of an overpass at the intersection of PR-2 with PR-114, includes the channelization of Merle and Pulida Creek and the construction of a North - South Frontage Road at PR-114	Mayaguez	NEPA	F	-	-	-	-	-	-	-			
					TC	-	-	-	-	-	-	-			
					S	-	-	-	-	-	-	-			
								T	-	-	-	-	-	-	-
				Pre-Engineering	F	902,919	-	-	-	-	-	-	-	902,919	Funding was deobligated due to inactivity will be reobligated in FY 2018
					TC	225,730	-	-	-	-	-	-	-	225,730	
					S	709,894.57	-	-	-	-	-	-	-	709,895	
								T	1,838,543.00	-	-	-	-	1,838,543	
				Design	F	-	-	-	-	-	-	-	-	-	
					TC	-	-	-	-	-	-	-	-	-	
					S	-	-	-	-	-	-	-	-	-	
								T	-	-	-	-	-	-	
				ROW	F	-	-	-	-	-	1,600,000	-	-	1,600,000	Change in Fiscal Year from 2019 to 2020
					TC	-	-	-	-	-	400,000	-	-	400,000	
					S	-	-	-	-	-	-	-	-	-	
				T	-	-	2,000,000	-	-	2,000,000					
Construction	F	-	-	-	-	-	-	16,606,000	-	16,606,000	Estimated Time of Completion 2023				
	TC	-	-	-	-	-	-	4,151,500	-	4,151,500					
	S	-	-	-	-	-	-	1,092,500	-	1,092,500					
				T	-	-	-	21,850,000	-	21,850,000					
Total Estimated Project Cost					1,838,543	-	-	2,000,000	21,850,000	25,688,543					
27	AC-012201 S000122001 MP-122(5) ZP-20	Construction Lajas San Germán Connector Phase II, PR-321 to-PR-122	Lajas San German	NEPA	F	-	-	-	-	-	-	-			
					TC	-	-	-	-	-	-	-	-		
					S	-	-	-	-	-	-	-	-		
								T	-	-	-	-	-	-	
				Pre-Engineering	F	184,796	-	-	-	-	-	-	-	184,796	Change in Fiscal Year from 2019 to 2020
					TC	45,479	-	-	-	-	-	-	-	45,479	
					S	6,325	-	-	-	-	-	-	-	6,325	
								T	236,600	-	-	-	-	236,600	
				Design	F	-	-	-	-	-	475,000	-	-	475,000	Change in Fiscal Year from 2019 to 2020
					TC	-	-	-	-	-	118,750	-	-	118,750	
					S	-	-	-	-	-	31,250	-	-	31,250	
								T	-	-	625,000	-	-	625,000	
				ROW	F	-	-	-	-	-	-	1,500,000	-	1,500,000	Change in Fiscal Year from 2019 to Future Investment
					TC	-	-	-	-	-	-	375,000	-	375,000	
					S	-	-	-	-	-	-	-	-	-	
				T	-	-	-	1,875,000	-	1,875,000					
Construction	F	-	-	-	-	-	-	10,640,000	-	10,640,000	Estimated Time of Completion 2025				
	TC	-	-	-	-	-	-	2,660,000	-	2,660,000					
	S	-	-	-	-	-	-	700,000	-	700,000					
				T	-	-	-	14,000,000	-	14,000,000					
Total Estimated Project Cost					236,600	-	-	625,000	15,875,000	16,736,600					

*Fund Reconciliation for each project can be found on pages FHWA-3 thru FHWA-6
 **Retroactive TC will be use for projects currently under construction.

GOVERNMENT OF PUERTO RICO
 PUERTO RICO DEPARTMENT OF TRANSPORTATION AND PUBLIC WORKS
 PUERTO RICO HIGHWAY AND TRANSPORTATION AUTHORITY
 STATEWIDE TRANSPORTATION IMPROVEMENT PROGRAM
 FISCAL YEARS 2017-2020**
 Amendment #3

Legend:
 F - Federal Funds
 TC - Toll Credits Funds
 S - State /Local Funds
 T - Total Funds

Núm.	AC-Code / Oracle # / Fed # / Program Code	Description	Town	Phase	Fed. Past Obligations / Locally Funded	STIP Fiscal Year				Future Investment	Total Est. Cost	Remarks	
						2017	2018	2019	2020				
28	AC-010029 S000100029 ZP-100(11) ZP-20	Widening of PR-100 from PR-308 to PR-101	Cabo Rojo	NEPA	F	-	-	-	-	-	-	-	
					TC	-	-	-	-	-	-	-	
					S	-	-	-	-	-	-	-	
					T	-	-	-	-	-	-	-	
				Pre-Engineering	F	1,064,000	-	-	-	-	-	-	1,064,000
					TC	266,000	-	-	-	-	-	-	266,000
					S	70,000	-	-	-	-	-	-	70,000
					T	1,400,000	-	-	-	-	-	-	1,400,000
				Design	F	-	-	-	-	-	-	-	-
					TC	-	-	-	-	-	-	-	-
					S	-	-	-	-	-	-	-	-
					T	-	-	-	-	-	-	-	-
				ROW	F	-	-	-	-	-	240,000	-	240,000
					TC	-	-	-	-	-	60,000	-	60,000
					S	-	-	-	-	-	-	-	-
T	-	-	-		-	-	300,000	-	300,000				
Construction	F	-	-	-	-	-	-	7,600,000	7,600,000				
	TC	-	-	-	-	-	-	1,900,000	1,900,000				
	S	-	-	-	-	-	-	500,000	500,000				
	T	-	-	-	-	-	-	10,000,000	10,000,000				
Total Estimated Project Cost					1,400,000	-	-	300,000	10,000,000	11,700,000			
29	AC-200241 P000002441 MP-2(66) ZP-20	Access Request Analysis and Preliminary Design of Geometric Improvements to PR-2 (Entrance RUM, La Vita)	Mayaguez	NEPA	F	-	-	-	-	-	-	-	
					TC	-	-	-	-	-	-	-	
					S	-	-	-	-	-	-	-	
					T	-	-	-	-	-	-	-	
				Pre-Engineering	F	836,000	-	-	-	-	-	-	836,000
					TC	209,000	-	-	-	-	-	-	209,000
					S	55,000	-	-	-	-	-	-	55,000
					T	1,100,000	-	-	-	-	-	-	1,100,000
				Design	F	-	-	-	-	1,520,000	-	-	1,520,000
					TC	-	-	-	-	380,000	-	-	380,000
					S	-	-	-	-	100,000	-	-	100,000
					T	-	-	-	-	2,000,000	-	-	2,000,000
				ROW	F	-	-	-	-	-	-	760,000	760,000
					TC	-	-	-	-	-	-	190,000	190,000
					S	-	-	-	-	-	-	50,000	50,000
T	-	-	-		-	-	-	1,000,000	1,000,000				
Construction	F	-	-	-	-	-	-	15,200,000	15,200,000				
	TC	-	-	-	-	-	-	3,800,000	3,800,000				
	S	-	-	-	-	-	-	1,000,000	1,000,000				
	T	-	-	-	-	-	-	20,000,000	20,000,000				
Total Estimated Project Cost					1,100,000	-	-	2,000,000	21,000,000	24,100,000			

*Fund Reconciliation for each project can be found on pages FHWA-3 thru FHWA-6
 **Retroactive TC will be use for projects currently under construction.

GOVERNMENT OF PUERTO RICO
 PUERTO RICO DEPARTMENT OF TRANSPORTATION AND PUBLIC WORKS
 PUERTO RICO HIGHWAY AND TRANSPORTATION AUTHORITY
 STATEWIDE TRANSPORTATION IMPROVEMENT PROGRAM
 FISCAL YEARS 2017-2020**
 Amendment #3

Legend:
 F - Federal Funds
 TC - Toll Credits Funds
 S - State /Local Funds
 T - Total Funds

Núm.	AC-Code / Oracle # / Fed # / Program Code	Description	Town	Phase	Fed. Past Obligations / Locally Funded	STIP Fiscal Year				Future Investment	Total Est. Cost	Remarks	
						2017	2018	2019	2020				
30	AC-520129 T000522129 ZP-20	Conversion of Old Juana Diaz Toll Facility to a Truck Weigh and Inspection Station at PR-52	Juana Diaz	NEPA	F	-	-	-	-	-	-	-	
					TC	-	-	-	-	-	-		
					S	-	-	-	-	-	-		
					T	-	-	-	-	-	-		
				Pre-Engineering	F	666,058	-	-	-	-	-	-	666,058
					TC	166,514	-	-	-	-	-	-	166,514
					S	43,820	-	-	-	-	-	-	43,820
					T	876,392	-	-	-	-	-	-	876,392
				Design	F	-	-	-	-	-	-	-	-
					TC	-	-	-	-	-	-	-	-
					S	-	-	-	-	-	-	-	-
					T	-	-	-	-	-	-	-	-
				ROW	F	-	-	-	-	-	-	-	-
					TC	-	-	-	-	-	-	-	-
					S	-	-	-	-	-	-	-	-
T	-	-	-		-	-	-	-	-				
Construction	F	-	-	-	760,000	-	-	-	760,000				
	TC	-	-	-	190,000	-	-	-	190,000				
	S	-	-	-	50,000	-	-	-	50,000				
	T	-	-	-	1,000,000	-	-	-	1,000,000				
Total Estimated Project Cost					876,392	-	-	1,000,000	-	-	1,876,392		
31	AC-200248 P000002448 ZP-20	Conversion to Expressway PR-2 Lavadero Ward	Hormigueros	NEPA	F	-	-	-	-	-	-	-	
					TC	-	-	-	-	-	-		
					S	-	-	-	-	-	-		
					T	-	-	-	-	-	-		
				Pre-Engineering	F	-	-	-	-	-	-	-	-
					TC	-	-	-	-	-	-	-	-
					S	423,530	-	-	-	-	-	-	423,530
					T	423,530	-	-	-	-	-	-	423,530
				Design	F	-	-	-	-	-	-	-	-
					TC	-	-	-	-	-	-	-	-
					S	-	-	-	-	-	-	-	-
					T	-	-	-	-	-	-	-	-
				ROW	F	2,150,973	-	-	-	-	-	-	2,150,973
					TC	529,367	-	-	-	-	-	-	529,367
					S	-	-	-	-	-	-	-	-
T	2,680,340	-	-		-	-	-	-	2,680,340				
Construction	F	-	-	-	10,450,314	-	-	-	10,450,314				
	TC	-	-	-	2,612,578	-	-	-	2,612,578				
	S	-	-	-	687,521	-	-	-	687,521				
	T	-	-	-	13,750,413	-	-	-	13,750,413				
Total Estimated Project Cost					3,103,870	-	-	13,750,413	-	-	16,854,283		

*Fund Reconciliation for each project can be found on pages FHWA-3 thru FHWA-6
 **Retroactive TC will be use for projects currently under construction.

GOVERNMENT OF PUERTO RICO
 PUERTO RICO DEPARTMENT OF TRANSPORTATION AND PUBLIC WORKS
 PUERTO RICO HIGHWAY AND TRANSPORTATION AUTHORITY
 STATEWIDE TRANSPORTATION IMPROVEMENT PROGRAM
 FISCAL YEARS 2017-2020**
 Amendment #3

Legend:
 F - Federal Funds
 TC - Toll Credits Funds
 S - State /Local Funds
 T - Total Funds

Núm.	AC-Code / Oracle # / Fed # / Program Code	Description	Town	Phase	Fed. Past Obligations / Locally Funded	STIP Fiscal Year				Future Investment	Total Est. Cost	Remarks			
						2017	2018	2019	2020						
32	AC-065403 B000654003 ZP-10	Bridge Crtical Findings - Rehabilitation of Bridge # 1638 - over Rio Grande River on Victor Rojas Avenue in Arecibo	Arecibo	NEPA	F	-	-	-	-	-	-	-			
					TC	-	-	-	-	-	-	-			
					S	-	-	-	-	-	-	-			
					T	-	-	-	-	-	-	-			
				Pre-Engineering	F	-	-	524,020	-	-	-	-	-	524,020	PE Phase Added
					TC	-	-	131,005	-	-	-	-	-	131,005	
					S	-	-	34,475	-	-	-	-	-	34,475	
					T	-	-	689,500	-	-	-	-	-	689,500	
				Design	F	-	-	-	-	-	-	-	-	-	
					TC	-	-	-	-	-	-	-	-	-	
					S	-	-	-	-	-	-	-	-	-	
					T	-	-	-	-	-	-	-	-	-	
				ROW	F	-	-	-	-	-	-	-	-	-	
					TC	-	-	-	-	-	-	-	-	-	
					S	-	-	-	-	-	-	-	-	-	
T	-	-	-		-	-	-	-	-	-					
Construction	F	1,140,000	-	-	-	-	-	-	-	-	Construction is included in AC-800512 for FY 2019.				
	TC	285,000	-	-	-	-	-	-	-	-					
	S	75,000	-	-	-	-	-	-	-	-					
	T	1,500,000	-	-	-	-	-	-	-	-					
Total Estimated Project Cost					1,500,000	-	689,500	-	-	-	689,500				
33	AC-556103 Y005561003 ZP-10	Villalba Bypass - From PR-560 to PR-151 (STA. 24+82 to STA. 31+64) Length 0.68	Villalba	NEPA	F	-	-	-	-	-	-	-			
					TC	-	-	-	-	-	-	-	-		
					S	-	-	-	-	-	-	-	-		
					T	-	-	-	-	-	-	-	-		
				Pre-Engineering	F	-	-	380,000	-	-	-	-	-	380,000	Project Added
					TC	-	-	95,000	-	-	-	-	-	95,000	
					S	-	-	25,000	-	-	-	-	-	25,000	
					T	-	-	500,000	-	-	-	-	-	500,000	
				Design	F	-	-	-	-	-	-	-	-	-	In House
					TC	-	-	-	-	-	-	-	-	-	
					S	-	-	-	-	-	-	-	-	-	
					T	-	-	-	-	-	-	-	-	-	
				ROW	F	-	-	-	-	-	-	570,000	570,000	570,000	
					TC	-	-	-	-	-	-	142,500	142,500	142,500	
					S	-	-	-	-	-	-	37,500	37,500	37,500	
T	-	-	-		-	-	-	750,000	750,000	750,000					
Construction	F	-	-	-	-	-	-	16,720,000	16,720,000	16,720,000	Estimated Time of Completion 2026				
	TC	-	-	-	-	-	-	4,180,000	4,180,000	4,180,000					
	S	-	-	-	-	-	-	1,100,000	1,100,000	1,100,000					
	T	-	-	-	-	-	-	22,000,000	22,000,000	22,000,000					
Total Estimated Project Cost					-	-	500,000	-	-	22,750,000	23,250,000				
UA<200,000 Population (UZA)					10,055,405	-	1,189,500	14,750,413	4,925,000	91,475,000	120,895,318				

*Fund Reconciliation for each project can be found on pages FHWA-3 thru FHWA-6
 **Retroactive TC will be use for projects currently under construction.

GOVERNMENT OF PUERTO RICO
 PUERTO RICO DEPARTMENT OF TRANSPORTATION AND PUBLIC WORKS
 PUERTO RICO HIGHWAY AND TRANSPORTATION AUTHORITY
 STATEWIDE TRANSPORTATION IMPROVEMENT PROGRAM
 FISCAL YEARS 2017-2020**
 Amendment #3

Legend:
 F - Federal Funds
 TC - Toll Credits Funds
 S - State /Local Funds
 T - Total Funds

Núm.	AC-Code / Oracle # / Fed # / Program Code	Description	Town	Phase	Fed. Past Obligations / Locally Funded	STIP Fiscal Year				Future Investment	Total Est. Cost	Remarks			
						2017	2018	2019	2020						
UA>200,000 Population (Rural)															
34	AC-100076 P000010155 ZP-20	Construction PR-10 from Sta. 95+00 to 109+80	Adjuntas	NEPA	F	-	-	-	-	-	-	-			
					TC	-	-	-	-	-	-				
					S	-	-	-	-	-	-				
								T	-	-	-	-	-	-	In House
								Pre-Engineering	F	-	-	-	-	-	-
									TC	-	-	-	-	-	-
									S	-	-	-	-	-	-
								T	-	-	-	-	-	-	-
								Design	F	-	-	-	-	-	-
									TC	-	-	-	-	-	-
									S	-	-	-	-	-	-
								T	-	-	-	-	-	-	In House
								ROW	F	-	-	-	-	-	-
									TC	-	-	-	-	-	-
									S	-	-	-	-	-	-
								T	-	-	-	-	-	-	-
				Construction	F	-	-	6,460,000	-	-	6,460,000				
					TC	-	-	1,615,000	-	-	1,615,000				
					S	-	-	425,000	-	-	425,000				
				T	-	-	8,500,000	-	-	8,500,000					
Total Estimated Project Cost						-	-	8,500,000	-	-	8,500,000				
35	AC-800356 R009999356 ZP-10	Reconstruction of PR-135 km. 78.5	Adjuntas	NEPA	F	-	-	-	-	-	-				
					TC	-	-	-	-	-	-				
					S	-	-	-	-	-	-				
								T	-	-	-	-	-	-	
								Pre-Engineering	F	-	-	-	-	-	-
									TC	-	-	-	-	-	-
									S	-	-	-	-	-	-
								T	-	-	-	-	-	-	
								Design	F	-	-	-	-	-	-
									TC	-	-	-	-	-	-
									S	-	-	-	-	-	-
								T	-	-	-	-	-	-	
								ROW	F	-	-	-	-	-	-
									TC	-	-	-	-	-	-
									S	-	-	-	-	-	-
								T	-	-	-	-	-	-	
				Construction	F	-	273,600	-	-	-	273,600				
					TC	-	68,400	-	-	-	68,400				
					S	-	18,000	-	-	-	18,000				
				T	-	360,000	-	-	-	360,000	Project was not obligated for FY 2017, whereby the budget for construction was moved to FY 2018				
Total Estimated Project Cost						-	360,000	-	-	-	360,000				
UA>200,000 Population (Rural)					#	-	360,000	8,500,000	-	-	8,860,000				

*Fund Reconciliation for each project can be found on pages FHWA-3 thru FHWA-6
 **Retroactive TC will be use for projects currently under construction.

GOVERNMENT OF PUERTO RICO
 PUERTO RICO DEPARTMENT OF TRANSPORTATION AND PUBLIC WORKS
 PUERTO RICO HIGHWAY AND TRANSPORTATION AUTHORITY
 STATEWIDE TRANSPORTATION IMPROVEMENT PROGRAM
 FISCAL YEARS 2017-2020**
 Amendment #3

Legend:
 F - Federal Funds
 TC - Toll Credits Funds
 S - State /Local Funds
 T - Total Funds

Núm.	AC-Code / Oracle # / Fed # / Program Code	Description	Town	Phase	Fed. Past Obligations / Locally Funded	STIP Fiscal Year				Future Investment	Total Est. Cost	Remarks		
						2017	2018	2019	2020					
Islandwide														
36	AC-000213 L00000213 MP-9999(215) ZP-20	Additional Funds for the Feasibility Study RFP - Improvements PR-2, Aguadilla - Mayaguez Corridor from its intersection with PR-107 Municipality of Aguadilla to its intersection with PR-114 Municipality of Mayaguez	Aguadilla - Mayaguez	NEPA	F	384,525	-	-	-	-	-	384,525		
					TC	104,153	-	-	-	-	104,153			
					S	-	-	-	-	-				
						488,678						488,678		
				Pre-Engineering	F	-	304,000	-	-	-	-	-	304,000	Originally Programmed in the amount of \$400K. Obligated in FY 2017 in the amount of \$380K
					TC	-	76,000	-	-	-	-	-	76,000	
					S	-	-	-	-	-	-	-		
						380,000						380,000		
				Design	F	-	-	-	-	-	-	-	-	
					TC	-	-	-	-	-	-	-	-	
					S	-	-	-	-	-	-	-	-	
						-	-	-	-	-	-	-	-	
				ROW	F	-	-	-	-	-	-	-	-	
					TC	-	-	-	-	-	-	-	-	
					S	-	-	-	-	-	-	-	-	
						-	-	-	-	-	-	-	-	
				Construction	F	-	-	-	-	-	-	-	-	
					TC	-	-	-	-	-	-	-	-	
S	-	-	-		-	-	-	-	-					
		-	-	-	-	-	-	-	-					
Total Estimated Project Cost					488,678	380,000	-	-	-	-	868,678			
37	AC-301133 R000003333 MP-3-(43) ZP-20	Additional Funds for the Feasibility Study RFP - Improvements PR-3 Rio Grande - Fajardo Corridor Including Access Management Plan from its intersection with PR-66 Municipality of Rio Grande to its intersection with PR-53 Municipality of Fajardo	Rio Grande - Fajardo	NEPA	F	386,400	-	-	-	-	-	386,400		
					TC	66,641	-	-	-	-	66,641			
					S	-	-	-	-	-				
						453,041						453,041		
				Pre-Engineering	F	-	605,969	-	-	-	-	-	605,969	Originally Programmed in the amount of \$800K. Obligated in FY 2017 the amount of \$767,169
					TC	-	151,492	-	-	-	-	-	151,492	
					S	-	6,708	-	-	-	-	-	6,708	
						764,169						764,169		
				Design	F	-	-	-	-	-	-	-	-	
					TC	-	-	-	-	-	-	-	-	
					S	-	-	-	-	-	-	-	-	
						-	-	-	-	-	-	-	-	
				ROW	F	-	-	-	-	-	-	-	-	
					TC	-	-	-	-	-	-	-	-	
					S	-	-	-	-	-	-	-	-	
						-	-	-	-	-	-	-	-	
				Construction	F	-	-	-	-	-	-	-	-	
					TC	-	-	-	-	-	-	-	-	
S	-	-	-		-	-	-	-	-					
		-	-	-	-	-	-	-	-					
Total Estimated Project Cost					453,041	764,169	-	-	-	-	1,217,210			

*Fund Reconciliation for each project can be found on pages FHWA-3 thru FHWA-6
 **Retroactive TC will be use for projects currently under construction.

GOVERNMENT OF PUERTO RICO
 PUERTO RICO DEPARTMENT OF TRANSPORTATION AND PUBLIC WORKS
 PUERTO RICO HIGHWAY AND TRANSPORTATION AUTHORITY
 STATEWIDE TRANSPORTATION IMPROVEMENT PROGRAM
 FISCAL YEARS 2017-2020**
 Amendment #3

Legend:
 F - Federal Funds
 TC - Toll Credits Funds
 S - State /Local Funds
 T - Total Funds

Núm.	AC-Code / Oracle # / Fed # / Program Code	Description	Town	Phase	Fed. Past Obligations / Locally Funded	STIP Fiscal Year				Future Investment	Total Est. Cost	Remarks			
						2017	2018	2019	2020						
38	AC-800477 L009999477 ZP-52(49) / 52(50) ZP-10, ZP-20 ZP-30	Pavement Rehabilitation and Reconstruction of Roads (2017)	Islandwide	NEPA	F	-	-	-	-	-	-	-			
					TC	-	-	-	-	-	-	-			
					S	-	-	-	-	-	-	-			
				T	-	-	-	-	-	-	-				
				Pre-Engineering	F	-	-	-	-	-	-	-	-		
					TC	-	-	-	-	-	-	-	-		
		S	-		-	-	-	-	-	-	-				
		Design	F	-	-	-	-	-	-	-	-	Originally Programmed in the amount of \$24,209,144. Obligated in FY 2017 with \$32,369,532			
			TC	-	-	-	-	-	-	-	-				
			S	-	-	-	-	-	-	-	-				
		ROW	F	-	-	-	-	-	-	-	-	-			
			TC	-	-	-	-	-	-	-	-	-			
S	-		-	-	-	-	-	-	-	-					
Construction	F	-	29,622,232	-	-	-	-	-	-	29,622,232	Please see Appendix C for pavement project details				
	TC	-	2,550,750	-	-	-	-	-	-	2,550,750					
	S	-	-	-	-	-	-	-	-	-					
T	-	32,172,982	-	-	-	-	-	-	-	32,172,982					
Total Estimated Project Cost						-	32,172,982	-	-	-	-	32,172,982			
39	AC-800485 R009999485 ZP-10, ZP-20 ZP-30	Pavement Rehabilitation and Reconstruction of Roads (2018)	Islandwide	NEPA	F	-	-	-	-	-	-	-			
					TC	-	-	-	-	-	-	-	-		
					S	-	-	-	-	-	-	-	-		
				T	-	-	-	-	-	-	-	-	-		
				Pre-Engineering	F	-	-	-	-	-	-	-	-	-	
					TC	-	-	-	-	-	-	-	-	-	
					S	-	-	-	-	-	-	-	-	-	
				Design	F	-	-	-	-	-	-	-	-	-	
					TC	-	-	-	-	-	-	-	-	-	
					S	-	-	-	-	-	-	-	-	-	
				ROW	F	-	-	-	-	-	-	-	-	-	Please see Appendix C for pavement project details
					TC	-	-	-	-	-	-	-	-	-	
		S	-		-	-	-	-	-	-	-	-			
		Construction	F	-	-	38,160,426	-	-	-	-	-	38,160,426	Change in Budget from \$15,944,065 to \$50,211,087. Advance Construction Funds will be utilized for this project.		
			TC	-	-	9,540,107	-	-	-	-	-	9,540,107			
			S	-	-	2,510,554	-	-	-	-	-	2,510,554			
		T	-	-	50,211,087	-	-	-	-	-	-	50,211,087			
		Total Estimated Project Cost						-	-	50,211,087	-	-	-	50,211,087	

*Fund Reconciliation for each project can be found on pages FHWA-3 thru FHWA-6
 **Retroactive TC will be use for projects currently under construction.

GOVERNMENT OF PUERTO RICO
 PUERTO RICO DEPARTMENT OF TRANSPORTATION AND PUBLIC WORKS
 PUERTO RICO HIGHWAY AND TRANSPORTATION AUTHORITY
 STATEWIDE TRANSPORTATION IMPROVEMENT PROGRAM
 FISCAL YEARS 2017-2020**
 Amendment #3

Legend:
 F - Federal Funds
 TC - Toll Credits Funds
 S - State /Local Funds
 T - Total Funds

Núm.	AC-Code / Oracle # / Fed # / Program Code	Description	Town	Phase	Fed. Past Obligations / Locally Funded	STIP Fiscal Year				Future Investment	Total Est. Cost	Remarks		
						2017	2018	2019	2020					
40	AC-800511 R00999511 ZP-10, ZP-20 , ZP-30	Pavement Rehabilitation and Reconstruction of Roads (2019)	Islandwide	NEPA	F	-	-	-	-	-	-	-		
					TC	-	-	-	-	-	-	-		
					S	-	-	-	-	-	-	-		
					T	-	-	-	-	-	-	-		
				Pre-Engineering	F	-	-	-	-	-	-	-	-	-
					TC	-	-	-	-	-	-	-	-	-
					S	-	-	-	-	-	-	-	-	-
					T	-	-	-	-	-	-	-	-	-
				Design	F	-	-	-	-	-	-	-	-	-
					TC	-	-	-	-	-	-	-	-	-
					S	-	-	-	-	-	-	-	-	-
					T	-	-	-	-	-	-	-	-	-
				ROW	F	-	-	-	-	-	-	-	-	-
					TC	-	-	-	-	-	-	-	-	-
					S	-	-	-	-	-	-	-	-	-
					T	-	-	-	-	-	-	-	-	-
Construction	F	-	-	-	-	-	-	-	-	-				
	TC	-	-	-	11,263,252	-	-	-	-	11,263,252				
	S	-	-	-	2,815,813	-	-	-	-	2,815,813				
	T	-	-	-	741,003	-	-	-	-	741,003				
Total Estimated Project Cost						-	-	-	14,820,069	-	14,820,069			
41	AC-800518 R00999518 ZP-10, ZP-20 , ZP-30	Pavement Rehabilitation and Reconstruction of Roads (2020)	Islandwide	NEPA	F	-	-	-	-	-	-	-		
					TC	-	-	-	-	-	-	-		
					S	-	-	-	-	-	-	-		
					T	-	-	-	-	-	-	-		
				Pre-Engineering	F	-	-	-	-	-	-	-	-	-
					TC	-	-	-	-	-	-	-	-	-
					S	-	-	-	-	-	-	-	-	-
					T	-	-	-	-	-	-	-	-	-
				Design	F	-	-	-	-	-	-	-	-	-
					TC	-	-	-	-	-	-	-	-	-
					S	-	-	-	-	-	-	-	-	-
					T	-	-	-	-	-	-	-	-	-
				ROW	F	-	-	-	-	-	-	-	-	-
					TC	-	-	-	-	-	-	-	-	-
					S	-	-	-	-	-	-	-	-	-
					T	-	-	-	-	-	-	-	-	-
Construction	F	-	-	-	-	-	-	-	-	-				
	TC	-	-	-	-	-	30,481,591	-	-	30,481,591				
	S	-	-	-	-	-	7,620,398	-	-	7,620,398				
	T	-	-	-	-	-	2,005,368	-	-	2,005,368				
Total Estimated Project Cost						-	-	-	40,107,356	-	40,107,356			

*Fund Reconciliation for each project can be found on pages FHWA-3 thru FHWA-6
 **Retroactive TC will be used for projects currently under construction.

GOVERNMENT OF PUERTO RICO
 PUERTO RICO DEPARTMENT OF TRANSPORTATION AND PUBLIC WORKS
 PUERTO RICO HIGHWAY AND TRANSPORTATION AUTHORITY
 STATEWIDE TRANSPORTATION IMPROVEMENT PROGRAM
 FISCAL YEARS 2017-2020**
 Amendment #3

Legend:
 F - Federal Funds
 TC - Toll Credits Funds
 S - State /Local Funds
 T - Total Funds

Núm.	AC-Code / Oracle # / Fed # / Program Code	Description	Town	Phase	Fed. Past Obligations / Locally Funded	STIP Fiscal Year				Future Investment	Total Est. Cost	Remarks		
						2017	2018	2019	2020					
42	AC-900123 L009000123 ZP-10	SPR-54 - State Planning and Research Program (2017)	Islandwide	NEPA	F	-	-	-	-	-	-	Project Obligated in FY 2017		
					TC	-	-	-	-	-				
					S	-	-	-	-	-				
					T	-	-	-	-	-				
				Planning	F	17,224,756	4,815,000	-	-	-	-	-	22,039,756	A Carry Forward Amount of \$21,530,944.55 from SPR-53 has been allocated.
					TC	4,306,189	1,185,000	-	-	-	-	-	5,491,189	
					S	-	-	-	-	-	-	-	-	
					T	21,530,945	6,000,000	-	-	-	-	-	27,530,945	
				Design	F	-	-	-	-	-	-	-	-	
					TC	-	-	-	-	-	-	-	-	
					S	-	-	-	-	-	-	-	-	
					T	-	-	-	-	-	-	-	-	
				ROW	F	-	-	-	-	-	-	-	-	
					TC	-	-	-	-	-	-	-	-	
S	-	-	-		-	-	-	-	-					
T	-	-	-		-	-	-	-	-					
Construction	F	-	-	-	-	-	-	-	-					
	TC	-	-	-	-	-	-	-	-					
	S	-	-	-	-	-	-	-	-					
	T	-	-	-	-	-	-	-	-					
Total Estimated Project Cost					21,530,945	6,000,000	-	-	-	-	27,530,945			
43	AC-900128 L009000128 ZP-10	SPR-55 - State Planning and Research Program (2018)	Islandwide	NEPA	F	-	-	-	-	-	-			
					TC	-	-	-	-	-				
					S	-	-	-	-	-				
					T	-	-	-	-	-				
				Planning	F	15,960,000	-	4,800,000	-	-	-	-	20,760,000	A Carry Forward Amount of \$21,000,000 from SPR-54 will be utilized.
					TC	3,990,000	-	1,200,000	-	-	-	-	5,190,000	
					S	1,050,000	-	-	-	-	-	-	1,050,000	
					T	21,000,000	-	6,000,000	-	-	-	-	27,000,000	
				Design	F	-	-	-	-	-	-	-	-	
					TC	-	-	-	-	-	-	-	-	
					S	-	-	-	-	-	-	-	-	
					T	-	-	-	-	-	-	-	-	
				ROW	F	-	-	-	-	-	-	-	-	
					TC	-	-	-	-	-	-	-	-	
S	-	-	-		-	-	-	-	-					
T	-	-	-		-	-	-	-	-					
Construction	F	-	-	-	-	-	-	-	-					
	TC	-	-	-	-	-	-	-	-					
	S	-	-	-	-	-	-	-	-					
	T	-	-	-	-	-	-	-	-					
Total Estimated Project Cost					21,000,000	-	6,000,000	-	-	-	27,000,000			

*Fund Reconciliation for each project can be found on pages FHWA-3 thru FHWA-6
 **Retroactive TC will be use for projects currently under construction.

GOVERNMENT OF PUERTO RICO
 PUERTO RICO DEPARTMENT OF TRANSPORTATION AND PUBLIC WORKS
 PUERTO RICO HIGHWAY AND TRANSPORTATION AUTHORITY
 STATEWIDE TRANSPORTATION IMPROVEMENT PROGRAM
 FISCAL YEARS 2017-2020**
 Amendment #3

Legend:
 F - Federal Funds
 TC - Toll Credits Funds
 S - State /Local Funds
 T - Total Funds

Núm.	AC-Code / Oracle # / Fed # / Program Code	Description	Town	Phase	Fed. Past Obligations / Locally Funded	STIP Fiscal Year				Future Investment	Total Est. Cost	Remarks
						2017	2018	2019	2020			
44	AC-900132 L0090000132 ZP-10	SPR-56 - State Planning and Research Program (2019)	Islandwide	NEPA	F	-	-	-	-	-	-	-
					TC	-	-	-	-	-	-	
					S	-	-	-	-	-	-	
					T	-	-	-	-	-	-	
				Planning	F	-	-	4,800,000	-	-	4,800,000	
					TC	-	-	1,200,000	-	-	1,200,000	
					S	-	-	-	-	-	-	
					T	-	-	6,000,000	-	-	6,000,000	
				Design	F	-	-	-	-	-	-	
					TC	-	-	-	-	-	-	
					S	-	-	-	-	-	-	
					T	-	-	-	-	-	-	
				ROW	F	-	-	-	-	-	-	
					TC	-	-	-	-	-	-	
					S	-	-	-	-	-	-	
T	-	-	-		-	-	-					
Construction	F	-	-	-	-	-	-					
	TC	-	-	-	-	-	-					
	S	-	-	-	-	-	-					
	T	-	-	-	-	-	-					
Total Estimated Project Cost						-	-	6,000,000	-	6,000,000		
45	AC-900134 L0090000134 ZP-10	SPR-57 - State Planning and Research Program (2020)	Islandwide	NEPA	F	-	-	-	-	-	-	
					TC	-	-	-	-	-	-	
					S	-	-	-	-	-	-	
					T	-	-	-	-	-	-	
				Planning	F	-	-	-	4,800,000	-	4,800,000	
					TC	-	-	-	1,200,000	-	1,200,000	
					S	-	-	-	-	-	-	
					T	-	-	-	6,000,000	-	6,000,000	
				Design	F	-	-	-	-	-	-	
					TC	-	-	-	-	-	-	
					S	-	-	-	-	-	-	
					T	-	-	-	-	-	-	
				ROW	F	-	-	-	-	-	-	
					TC	-	-	-	-	-	-	
					S	-	-	-	-	-	-	
T	-	-	-		-	-	-					
Construction	F	-	-	-	-	-	-					
	TC	-	-	-	-	-	-					
	S	-	-	-	-	-	-					
	T	-	-	-	-	-	-					
Total Estimated Project Cost						-	-	6,000,000	-	6,000,000		

*Fund Reconciliation for each project can be found on pages FHWA-3 thru FHWA-6
 **Retroactive TC will be used for projects currently under construction.

GOVERNMENT OF PUERTO RICO
 PUERTO RICO DEPARTMENT OF TRANSPORTATION AND PUBLIC WORKS
 PUERTO RICO HIGHWAY AND TRANSPORTATION AUTHORITY
 STATEWIDE TRANSPORTATION IMPROVEMENT PROGRAM
 FISCAL YEARS 2017-2020**
 Amendment #3

Legend:
 F - Federal Funds
 TC - Toll Credits Funds
 S - State /Local Funds
 T - Total Funds

Núm.	AC-Code / Oracle # / Fed # / Program Code	Description	Town	Phase	Fed. Past Obligations / Locally Funded	STIP Fiscal Year				Future Investment	Total Est. Cost	Remarks	
						2017	2018	2019	2020				
46	AC-800474 B00999474 ZP5(10) / 114(3) ZP-10, ZP-20	Rehabilitation and Replacement of Bridges (2017)	Islandwide	NEPA	F	-	-	-	-	-	-	-	
				TC	-	-	-	-	-	-			
				S	-	-	-	-	-	-			
				T	-	-	-	-	-	-			
		Rehabilitation of Complex Bridge #300, Naranjito - \$13,225,001	Pre-Engineering	F	-	-	-	-	-	-	-	-	-
			TC	-	-	-	-	-	-	-	-	-	
			S	-	-	-	-	-	-	-	-	-	
			T	-	-	-	-	-	-	-	-	-	
		Design	F	-	-	-	-	-	-	-	-	-	Please See Appendix A for Project List
			TC	-	-	-	-	-	-	-	-		
			S	-	-	-	-	-	-	-	-		
			T	-	-	-	-	-	-	-	-		
		Bridge #2161 at PR-114 over waterway, km 2.2, Mayaguez - \$116,875	ROW	F	-	93,792	-	-	-	-	-	93,792	Originally Programmed in the amount of \$13,189,000. Obligated in the amount of \$13,341,876
TC	-		23,083	-	-	-	-	-	-	23,083			
S	-		-	-	-	-	-	-	-	-			
T	-		116,875	-	-	-	-	-	-	116,875			
Construction	F	-	10,973,854	-	-	-	-	-	-	10,973,854			
	TC	-	2,249,422	-	-	-	-	-	-	2,249,422			
	S	-	1,725	-	-	-	-	-	-	1,725			
	T	-	13,225,001	-	-	-	-	-	-	13,225,001			
Total Estimated Project Cost					-	13,341,876	-	-	-	-	13,341,876		
47	AC-800486 B00999486 ZP-10, ZP-20,	Rehabilitation and Replacement of Bridges (2018)	Islandwide	NEPA	F	-	-	-	-	-	-	-	
				TC	-	-	-	-	-	-	-		
				S	-	-	-	-	-	-	-		
				T	-	-	-	-	-	-	-		
		Pre-Engineering	F	-	-	-	-	-	-	-	-	-	
			TC	-	-	-	-	-	-	-	-		
			S	-	-	-	-	-	-	-	-		
			T	-	-	-	-	-	-	-	-		
		Design	F	-	-	794,200	-	-	-	-	-	794,200	Please See Appendix A for Project List
			TC	-	-	198,550	-	-	-	-	-	198,550	
			S	-	-	52,250	-	-	-	-	-	52,250	
			T	-	-	1,045,000	-	-	-	-	-	1,045,000	
		ROW	F	-	-	-	-	-	-	-	-	-	
TC	-		-	-	-	-	-	-	-	-			
S	-		-	-	-	-	-	-	-	-			
T	-		-	-	-	-	-	-	-	-			
Construction	F	-	-	6,285,960	-	-	-	-	-	6,285,960	See Appendix A for Project List		
	TC	-	-	1,571,490	-	-	-	-	-	1,571,490			
	S	-	-	413,550	-	-	-	-	-	413,550			
	T	-	-	8,271,000	-	-	-	-	-	8,271,000			
Total Estimated Project Cost					-	9,316,000	-	-	-	-	9,316,000		

*Fund Reconciliation for each project can be found on pages FHWA-3 thru FHWA-6
 **Retroactive TC will be use for projects currently under construction.

GOVERNMENT OF PUERTO RICO
 PUERTO RICO DEPARTMENT OF TRANSPORTATION AND PUBLIC WORKS
 PUERTO RICO HIGHWAY AND TRANSPORTATION AUTHORITY
 STATEWIDE TRANSPORTATION IMPROVEMENT PROGRAM
 FISCAL YEARS 2017-2020**
 Amendment #3

Legend:
 F - Federal Funds
 TC - Toll Credits Funds
 S - State /Local Funds
 T - Total Funds

Núm.	AC-Code / Oracle # / Fed # / Program Code	Description	Town	Phase	Fed. Past Obligations / Locally Funded	STIP Fiscal Year				Future Investment	Total Est. Cost	Remarks	
						2017	2018	2019	2020				
48	AC-800512 B009999512 ZP-10, ZP-20	Rehabilitation and Replacement of Bridges (2019)	Islandwide	NEPA	F	-	-	-	-	-	-	-	
					TC	-	-	-	-	-	-		
					S	-	-	-	-	-	-		
					T	-	-	-	-	-	-		
				Pre-Engineering	F	-	-	-	-	-	-	-	-
					TC	-	-	-	-	-	-	-	
					S	-	-	-	-	-	-		
					T	-	-	-	-	-	-		
				Design	F	-	-	-	-	-	-	-	-
					TC	-	-	-	-	-	-	-	
					S	-	-	-	-	-	-		
					T	-	-	-	-	-	-		
				ROW	F	-	-	-	-	-	-	-	-
					TC	-	-	-	-	-	-	-	
					S	-	-	-	-	-	-		
T	-	-	-		-	-	-						
Construction	F	-	-	-	10,113,320	-	-	-	10,113,320				
	TC	-	-	-	2,528,330	-	-	-	2,528,330				
	S	-	-	-	665,350	-	-	-	665,350				
	T	-	-	-	13,307,000	-	-	-	13,307,000				
Total Estimated Project Cost						-	-	-	13,307,000	-	13,307,000		
49	AC-800516 B009999516 ZP-10, ZP-20	Rehabilitation and Replacement of Bridges (2020)	Islandwide	NEPA	F	-	-	-	-	-	-	-	
					TC	-	-	-	-	-	-		
					S	-	-	-	-	-	-		
					T	-	-	-	-	-	-		
				Pre-Engineering	F	-	-	-	-	-	-	-	-
					TC	-	-	-	-	-	-	-	
					S	-	-	-	-	-	-		
					T	-	-	-	-	-	-		
				Design	F	-	-	-	-	-	-	-	-
					TC	-	-	-	-	-	-	-	
					S	-	-	-	-	-	-		
					T	-	-	-	-	-	-		
				ROW	F	-	-	-	-	-	-	-	-
					TC	-	-	-	-	-	-	-	
					S	-	-	-	-	-	-		
T	-	-	-		-	-	-						
Construction	F	-	-	-	-	9,492,400	-	-	9,492,400				
	TC	-	-	-	-	2,373,100	-	-	2,373,100				
	S	-	-	-	-	624,500	-	-	624,500				
	T	-	-	-	-	12,490,000	-	-	12,490,000				
Total Estimated Project Cost						-	-	-	12,490,000	-	12,490,000		

*Fund Reconciliation for each project can be found on pages FHWA-3 thru FHWA-6
 **Retroactive TC will be use for projects currently under construction.

GOVERNMENT OF PUERTO RICO
 PUERTO RICO DEPARTMENT OF TRANSPORTATION AND PUBLIC WORKS
 PUERTO RICO HIGHWAY AND TRANSPORTATION AUTHORITY
 STATEWIDE TRANSPORTATION IMPROVEMENT PROGRAM
 FISCAL YEARS 2017-2020**
 Amendment #3

Legend:
 F - Federal Funds
 TC - Toll Credits Funds
 S - State /Local Funds
 T - Total Funds

Núm.	AC-Code / Oracle # / Fed # / Program Code	Description	Town	Phase	Fed. Past Obligations / Locally Funded	STIP Fiscal Year				Future Investment	Total Est. Cost	Remarks		
						2017	2018	2019	2020					
50	AC-800475 B009999475 ZP-2(74) ZP-20	Systematic Bridges Preservation Program (2017) Bridge #2032, at PR-2 over PR-128, km 197.8, Yauco	Islandwide	NEPA	F	-	-	-	-	-	-	-		
					TC	-	-	-	-	-	-			
					S	-	-	-	-	-	-			
					T	-	-	-	-	-	-			
				Pre-Engineering	F	-	-	-	-	-	-	-	-	-
					TC	-	-	-	-	-	-	-	-	-
					S	-	-	-	-	-	-	-	-	-
					T	-	-	-	-	-	-	-	-	-
				Design	F	-	-	-	-	-	-	-	-	-
					TC	-	-	-	-	-	-	-	-	-
					S	-	-	-	-	-	-	-	-	-
					T	-	-	-	-	-	-	-	-	-
				ROW	F	-	-	-	-	-	-	-	-	-
					TC	-	-	-	-	-	-	-	-	-
S	-	-	-		-	-	-	-	-	-				
T	-	-	-		-	-	-	-	-	-				
Construction	F	-	1,212,881	-	-	-	-	-	-	1,212,881	Originally Programmed in the amount of \$1M. Obligated in FY 2017 with \$1,301,258			
	TC	-	69,977	-	-	-	-	-	-	69,977				
	S	-	18,400	-	-	-	-	-	-	18,400				
	T	-	1,301,258	-	-	-	-	-	-	1,301,258				
Total Estimated Project Cost						-	1,301,258	-	-	-	-	1,301,258		
51	AC-800487 B009999487 ZP-20	Systematic Bridges Preservation Program (2018)	Islandwide	NEPA	F	-	-	-	-	-	-	-		
					TC	-	-	-	-	-	-	-		
					S	-	-	-	-	-	-			
					T	-	-	-	-	-	-			
				Pre-Engineering	F	-	-	-	-	-	-	-	-	-
					TC	-	-	-	-	-	-	-	-	-
					S	-	-	-	-	-	-	-	-	-
					T	-	-	-	-	-	-	-	-	-
				Design	F	-	-	-	-	-	-	-	-	-
					TC	-	-	-	-	-	-	-	-	-
					S	-	-	-	-	-	-	-	-	-
					T	-	-	-	-	-	-	-	-	-
				ROW	F	-	-	-	-	-	-	-	-	-
					TC	-	-	-	-	-	-	-	-	-
S	-	-	-		-	-	-	-	-	-				
T	-	-	-		-	-	-	-	-	-				
Construction	F	-	-	2,351,440	-	-	-	-	-	2,351,440	Change in Budget from \$2,094,000 to \$3,094,000			
	TC	-	-	587,860	-	-	-	-	-	587,860				
	S	-	-	154,700	-	-	-	-	-	154,700				
	T	-	-	3,094,000	-	-	-	-	-	3,094,000				
Total Estimated Project Cost						-	-	3,094,000	-	-	-	3,094,000		

*Fund Reconciliation for each project can be found on pages FHWA-3 thru FHWA-6
 **Retroactive TC will be used for projects currently under construction.

GOVERNMENT OF PUERTO RICO
 PUERTO RICO DEPARTMENT OF TRANSPORTATION AND PUBLIC WORKS
 PUERTO RICO HIGHWAY AND TRANSPORTATION AUTHORITY
 STATEWIDE TRANSPORTATION IMPROVEMENT PROGRAM
 FISCAL YEARS 2017-2020**
 Amendment #3

Legend:
 F - Federal Funds
 TC - Toll Credits Funds
 S - State /Local Funds
 T - Total Funds

Núm.	AC-Code / Oracle # / Fed # / Program Code	Description	Town	Phase	Fed. Past Obligations / Locally Funded	STIP Fiscal Year				Future Investment	Total Est. Cost	Remarks		
						2017	2018	2019	2020					
52	AC-900124 B009000124 ZP-824(3) / 824(2) ZP-143(34) / 902(2) ZP-10, ZP-20,	Bridge Critical Findings (2017)	Islandwide	NEPA	F	-	-	-	-	-	-	-		
		TC			-	-	-	-	-	-	-			
		S			-	-	-	-	-	-	-			
						T	-	-	-	-	-	-	-	-
						Pre-Engineering	F	-	-	-	-	-	-	-
							TC	-	-	-	-	-	-	-
							S	-	-	-	-	-	-	-
							T	-	-	-	-	-	-	-
						Design	F	-	-	-	-	-	-	-
							TC	-	-	-	-	-	-	-
							S	-	-	-	-	-	-	-
							T	-	-	-	-	-	-	-
			ROW	F	-	44,630	-	-	-	-	44,630			
				TC	-	10,984	-	-	-	-	10,984			
				S	-	-	-	-	-	-	-			
				T	-	55,614	-	-	-	-	55,614			
			Construction	F	-	424,591	-	-	-	-	424,591			
				TC	-	99,229	-	-	-	-	99,229			
				S	-	-	-	-	-	-	-			
				T	-	523,820	-	-	-	-	523,820			
Total Estimated Project Cost					-	579,434	-	-	-	-	579,434			
53	AC-900129 B009000129 ZP-10, ZP-20,	Bridge Critical Findings (2018)	Islandwide	NEPA	F	-	-	-	-	-	-	-		
		TC			-	-	-	-	-	-	-			
		S			-	-	-	-	-	-	-			
						T	-	-	-	-	-	-	-	
						Pre-Engineering	F	-	-	-	-	-	-	-
							TC	-	-	-	-	-	-	-
							S	-	-	-	-	-	-	-
							T	-	-	-	-	-	-	-
						Design	F	-	-	56,240	-	-	-	56,240
							TC	-	-	14,060	-	-	-	14,060
							S	-	-	3,700	-	-	-	3,700
							T	-	-	74,000	-	-	-	74,000
			ROW	F	-	-	-	-	-	-	-			
				TC	-	-	-	-	-	-	-			
				S	-	-	-	-	-	-	-			
				T	-	-	-	-	-	-	-			
			Construction	F	-	-	4,707,440	-	-	-	4,707,440			
				TC	-	-	1,176,860	-	-	-	1,176,860			
				S	-	-	309,700	-	-	-	309,700			
				T	-	-	6,194,000	-	-	-	6,194,000			
Total Estimated Project Cost					-	-	6,268,000	-	-	-	6,268,000			

*Fund Reconciliation for each project can be found on pages FHWA-3 thru FHWA-6
 **Retroactive TC will be use for projects currently under construction.

GOVERNMENT OF PUERTO RICO
 PUERTO RICO DEPARTMENT OF TRANSPORTATION AND PUBLIC WORKS
 PUERTO RICO HIGHWAY AND TRANSPORTATION AUTHORITY
 STATEWIDE TRANSPORTATION IMPROVEMENT PROGRAM
 FISCAL YEARS 2017-2020**
 Amendment #3

Legend:
 F - Federal Funds
 TC - Toll Credits Funds
 S - State /Local Funds
 T - Total Funds

Núm.	AC-Code / Oracle # / Fed # / Program Code	Description	Town	Phase	Fed. Past Obligations / Locally Funded	STIP Fiscal Year				Future Investment	Total Est. Cost	Remarks	
						2017	2018	2019	2020				
54	AC-900133 B009000133 ZP-20	Bridge Critical Findings (2019)	Islandwide	NEPA	F	-	-	-	-	-	-	-	
					TC	-	-	-	-	-	-		
					S	-	-	-	-	-	-		
					T	-	-	-	-	-	-		
				Pre-Engineering	F	-	-	-	-	-	-	-	-
					TC	-	-	-	-	-	-	-	
					S	-	-	-	-	-	-		
					T	-	-	-	-	-	-		
				Design	F	-	-	-	-	-	-	-	-
					TC	-	-	-	-	-	-	-	
					S	-	-	-	-	-	-		
					T	-	-	-	-	-	-		
				ROW	F	-	-	-	-	-	-	-	-
					TC	-	-	-	-	-	-	-	
					S	-	-	-	-	-	-		
T	-	-	-		-	-	-						
Construction	F	-	-	-	2,128,000	-	-	-	2,128,000				
	TC	-	-	-	532,000	-	-	-	532,000				
	S	-	-	-	140,000	-	-	-	140,000				
	T	-	-	-	2,800,000	-	-	-	2,800,000				
Total Estimated Project Cost						-	-	-	2,800,000	-	2,800,000		
55	AC-900135 B009000135 ZP-10, ZP-20	Bridge Critical Findings (2020)	Islandwide	NEPA	F	-	-	-	-	-	-	-	
					TC	-	-	-	-	-	-		
					S	-	-	-	-	-	-		
					T	-	-	-	-	-	-		
				Pre-Engineering	F	-	-	-	-	-	-	-	-
					TC	-	-	-	-	-	-	-	
					S	-	-	-	-	-	-		
					T	-	-	-	-	-	-		
				Design	F	-	-	-	-	-	-	-	-
					TC	-	-	-	-	-	-	-	
					S	-	-	-	-	-	-		
					T	-	-	-	-	-	-		
				ROW	F	-	-	-	-	-	-	-	-
					TC	-	-	-	-	-	-	-	
					S	-	-	-	-	-	-		
T	-	-	-		-	-	-						
Construction	F	-	-	-	-	2,731,440	-	-	2,731,440				
	TC	-	-	-	-	682,860	-	-	682,860				
	S	-	-	-	-	179,700	-	-	179,700				
	T	-	-	-	-	3,594,000	-	-	3,594,000				
Total Estimated Project Cost						-	-	-	3,594,000	-	3,594,000		

*Fund Reconciliation for each project can be found on pages FHWA-3 thru FHWA-6
 **Retroactive TC will be use for projects currently under construction.

GOVERNMENT OF PUERTO RICO
 PUERTO RICO DEPARTMENT OF TRANSPORTATION AND PUBLIC WORKS
 PUERTO RICO HIGHWAY AND TRANSPORTATION AUTHORITY
 STATEWIDE TRANSPORTATION IMPROVEMENT PROGRAM
 FISCAL YEARS 2017-2020**
 Amendment #3

Legend:
 F - Federal Funds
 TC - Toll Credits Funds
 S - State /Local Funds
 T - Total Funds

Núm.	AC-Code / Oracle # / Fed # / Program Code	Description	Town	Phase	Fed. Past Obligations / Locally Funded	STIP Fiscal Year				Future Investment	Total Est. Cost	Remarks		
						2017	2018	2019	2020					
56	AC-990134 L009900134 ZP-66(1) ZP-10, ZP-20, ZP-30	Upgrade of Safety Devices in the Highway System (2017) PR-66 km 0 to km 20	Islandwide	NEPA	F	-	-	-	-	-	-	-		
					TC	-	-	-	-	-	-	-	-	
					S	-	-	-	-	-	-	-	-	
					T	-	-	-	-	-	-	-	-	
				Pre-Engineering	F	-	-	-	-	-	-	-	-	-
					TC	-	-	-	-	-	-	-	-	-
					S	-	-	-	-	-	-	-	-	-
					T	-	-	-	-	-	-	-	-	-
				Design	F	-	-	-	-	-	-	-	-	-
					TC	-	-	-	-	-	-	-	-	-
					S	-	-	-	-	-	-	-	-	-
					T	-	-	-	-	-	-	-	-	-
				ROW	F	-	-	-	-	-	-	-	-	-
	TC	-	-	-	-	-	-	-	-	Please See Appendix A for Project List				
	S	-	-	-	-	-	-	-	-	-				
	T	-	-	-	-	-	-	-	-	-				
Construction	F	-	5,738,772	-	-	-	-	-	5,738,772	Originally Programmed in the amount of \$5M. Obligated in the amount of \$7,173,465.				
	TC	-	1,434,693	-	-	-	-	-	1,434,693	-				
	S	-	-	-	-	-	-	-	-	-				
	T	-	7,173,465	-	-	-	-	-	7,173,465	-				
Total Estimated Project Cost						-	7,173,465	-	-	-	7,173,465			
57	AC-990144 L009900149 ZP-10, ZP-20, ZP-30	Upgrade of Safety Devices in the Highway System (2018)	Islandwide	NEPA	F	-	-	-	-	-	-	-		
					TC	-	-	-	-	-	-	-	-	
					S	-	-	-	-	-	-	-	-	
					T	-	-	-	-	-	-	-	-	
				Pre-Engineering	F	-	-	-	-	-	-	-	-	-
					TC	-	-	-	-	-	-	-	-	-
					S	-	-	-	-	-	-	-	-	-
					T	-	-	-	-	-	-	-	-	-
				Design	F	-	-	-	-	-	-	-	-	-
					TC	-	-	-	-	-	-	-	-	-
					S	-	-	-	-	-	-	-	-	-
					T	-	-	-	-	-	-	-	-	-
				ROW	F	-	-	-	-	-	-	-	-	-
	TC	-	-	-	-	-	-	-	-	Please See Appendix B for Project List				
	S	-	-	-	-	-	-	-	-	-				
	T	-	-	-	-	-	-	-	-	-				
Construction	F	-	-	11,485,009	-	-	-	-	11,485,009	Change in Budgt from \$3,530,000 to \$14,356,261.				
	TC	-	-	2,871,252	-	-	-	-	2,871,252	-				
	S	-	-	-	-	-	-	-	-	-				
	T	-	-	14,356,261	-	-	-	-	14,356,261	-				
Total Estimated Project Cost						-	-	-	14,356,261	-	14,356,261			

*Fund Reconciliation for each project can be found on pages FHWA-3 thru FHWA-6
 **Retroactive TC will be use for projects currently under construction.

GOVERNMENT OF PUERTO RICO
 PUERTO RICO DEPARTMENT OF TRANSPORTATION AND PUBLIC WORKS
 PUERTO RICO HIGHWAY AND TRANSPORTATION AUTHORITY
 STATEWIDE TRANSPORTATION IMPROVEMENT PROGRAM
 FISCAL YEARS 2017-2020**
 Amendment #3

Legend:
 F - Federal Funds
 TC - Toll Credits Funds
 S - State /Local Funds
 T - Total Funds

Núm.	AC-Code / Oracle # / Fed # / Program Code	Description	Town	Phase	Fed. Past Obligations / Locally Funded	STIP Fiscal Year				Future Investment	Total Est. Cost	Remarks			
						2017	2018	2019	2020						
58	AC-990155 L009900155 ZP-10, ZP-20, ZP-30	Upgrade of Safety Devices in the Highway System (2019)	Islandwide	NEPA	F	-	-	-	-	-	-	-			
					TC	-	-	-	-	-	-	-			
					S	-	-	-	-	-	-	-			
				Pre-Engineering	F	-	-	-	-	-	-	-	-	-	-
					TC	-	-	-	-	-	-	-	-	-	-
					S	-	-	-	-	-	-	-	-	-	-
				Design	F	-	-	-	-	-	-	-	-	-	-
					TC	-	-	-	-	-	-	-	-	-	-
					S	-	-	-	-	-	-	-	-	-	-
				ROW	F	-	-	-	-	-	-	-	-	-	-
					TC	-	-	-	-	-	-	-	-	-	-
					S	-	-	-	-	-	-	-	-	-	-
											Please See Appendix B for Project List				
Construction	F	-	-	-	10,763,200	-	-	-	-	10,763,200	-				
	TC	-	-	-	2,690,800	-	-	-	-	2,690,800	-				
	S	-	-	-	-	-	-	-	-	-	-				
											Change in Budget from \$4,170,000 to \$13,454,000.				
Total Estimated Project Cost					-	-	-	13,454,000	-	-	13,454,000				
59	AC-800519 L009900156 ZP-10, ZP-20, ZP-30	Upgrade of Safety Devices in the Highway System (2020)	Islandwide	NEPA	F	-	-	-	-	-	-	-			
					TC	-	-	-	-	-	-	-	-		
					S	-	-	-	-	-	-	-	-		
				Pre-Engineering	F	-	-	-	-	-	-	-	-	-	-
					TC	-	-	-	-	-	-	-	-	-	-
					S	-	-	-	-	-	-	-	-	-	-
				Design	F	-	-	-	-	-	-	-	-	-	-
					TC	-	-	-	-	-	-	-	-	-	-
					S	-	-	-	-	-	-	-	-	-	-
				ROW	F	-	-	-	-	-	-	-	-	-	-
					TC	-	-	-	-	-	-	-	-	-	-
					S	-	-	-	-	-	-	-	-	-	-
											Please See Appendix B for Project List				
Construction	F	-	-	-	-	-	4,000,000	-	-	4,000,000	-				
	TC	-	-	-	-	-	1,000,000	-	-	1,000,000	-				
	S	-	-	-	-	-	-	-	-	-	-				
											Change in Budget from \$4,880,000 to \$5,000,000				
Total Estimated Project Cost					-	-	-	5,000,000	-	-	5,000,000				

*Fund Reconciliation for each project can be found on pages FHWA-3 thru FHWA-6
 **Retroactive TC will be use for projects currently under construction.

GOVERNMENT OF PUERTO RICO
 PUERTO RICO DEPARTMENT OF TRANSPORTATION AND PUBLIC WORKS
 PUERTO RICO HIGHWAY AND TRANSPORTATION AUTHORITY
 STATEWIDE TRANSPORTATION IMPROVEMENT PROGRAM
 FISCAL YEARS 2017-2020**
 Amendment #3

Legend:
 F - Federal Funds
 TC - Toll Credits Funds
 S - State /Local Funds
 T - Total Funds

Núm.	AC-Code / Oracle # / Fed # / Program Code	Description	Town	Phase	Fed. Past Obligations / Locally Funded	STIP Fiscal Year				Future Investment	Total Est. Cost	Remarks			
						2017	2018	2019	2020						
60	AC-992477 B009924077 ZP-20	Bridge Inventory System NBIS (33) (2018)	Islandwide	NEPA	F	-	-	-	-	-	-	-			
					TC	-	-	-	-	-	-				
					S	-	-	-	-	-	-				
					T	-	-	-	-	-	-				
				Pre-Engineering	F	-	-	-	-	-	-	-	-	-	Project Obligated in FY 2017
					TC	-	-	-	-	-	-	-	-		
					S	-	-	-	-	-	-	-			
					T	-	-	-	-	-	-	-			
				Design	F	1,095,927	1,424,970	-	-	-	-	-	2,520,897	Carry Forward Funds of NBIS30 and NBIS31 were utilized in the amount of \$1,442,009	
					TC	273,982	356,243	-	-	-	-	-	630,224		
					S	72,100	93,748	-	-	-	-	-	165,849		
					T	1,442,009	1,874,961	-	-	-	-	-	3,316,970		
				ROW	F	-	-	-	-	-	-	-	-	-	
					TC	-	-	-	-	-	-	-	-	-	
					S	-	-	-	-	-	-	-	-	-	
T	-	-	-		-	-	-	-	-	-					
Construction	F	-	-	-	-	-	-	-	-	-					
	TC	-	-	-	-	-	-	-	-	-					
	S	-	-	-	-	-	-	-	-	-					
	T	-	-	-	-	-	-	-	-	-					
Total Estimated Project Cost					1,442,009	1,874,961	-	-	-	3,316,970					
61	AC-992478 B009924078 ZP-20	Bridge Inventory System NBIS (34) (2019)	Islandwide	NEPA	F	-	-	-	-	-	-	-			
					TC	-	-	-	-	-	-				
					S	-	-	-	-	-	-				
					T	-	-	-	-	-	-				
				Pre-Engineering	F	-	-	-	-	-	-	-	-	-	
					TC	-	-	-	-	-	-	-	-		
					S	-	-	-	-	-	-	-			
					T	-	-	-	-	-	-	-			
				Design	F	-	-	1,432,913	-	-	-	-	1,432,913		
					TC	-	-	358,228	-	-	-	-	358,228		
					S	-	-	-	-	-	-	-	-		
					T	-	-	1,791,141	-	-	-	-	1,791,141		
				ROW	F	-	-	-	-	-	-	-	-	-	
					TC	-	-	-	-	-	-	-	-	-	
					S	-	-	-	-	-	-	-	-	-	
T	-	-	-		-	-	-	-	-	-					
Construction	F	-	-	-	-	-	-	-	-	-					
	TC	-	-	-	-	-	-	-	-	-					
	S	-	-	-	-	-	-	-	-	-					
	T	-	-	-	-	-	-	-	-	-					
Total Estimated Project Cost					-	-	1,791,141	-	-	1,791,141					

*Fund Reconciliation for each project can be found on pages FHWA-3 thru FHWA-6
 **Retroactive TC will be used for projects currently under construction.

GOVERNMENT OF PUERTO RICO
 PUERTO RICO DEPARTMENT OF TRANSPORTATION AND PUBLIC WORKS
 PUERTO RICO HIGHWAY AND TRANSPORTATION AUTHORITY
 STATEWIDE TRANSPORTATION IMPROVEMENT PROGRAM
 FISCAL YEARS 2017-2020**
 Amendment #3

Legend:
 F - Federal Funds
 TC - Toll Credits Funds
 S - State /Local Funds
 T - Total Funds

Núm.	AC-Code / Oracle # / Fed # / Program Code	Description	Town	Phase	Fed. Past Obligations / Locally Funded	STIP Fiscal Year				Future Investment	Total Est. Cost	Remarks
						2017	2018	2019	2020			
62	AC-992479 B009924079 ZP-20	Bridge Inventory System NBIS (35) (2020)	Islandwide	NEPA	F	-	-	-	-	-	-	
					TC	-	-	-	-	-	-	
					S	-	-	-	-	-	-	
					T	-	-	-	-	-	-	
				Pre-Engineering	F	-	-	-	-	-		
					TC	-	-	-	-	-		
					S	-	-	-	-	-		
					T	-	-	-	-	-		
				Design	F	-	-	1,400,000	-	-		
					TC	-	-	350,000	-	-		
					S	-	-	-	-	-		
					T	-	-	1,750,000	-	-		
				ROW	F	-	-	-	-	-		
					TC	-	-	-	-	-		
					S	-	-	-	-	-		
T	-	-	-		-	-						
Construction	F	-	-	-	-	-						
	TC	-	-	-	-	-						
	S	-	-	-	-	-						
	T	-	-	-	-	-						
Total Estimated Project Cost						-	-	1,750,000	-	1,750,000		
63	AC-TBD ZP-20	Bridge Inventory System NBIS (36) (2021)	Islandwide	NEPA	F	-	-	-	-	-	-	
					TC	-	-	-	-	-	-	
					S	-	-	-	-	-	-	
					T	-	-	-	-	-	-	
				Pre-Engineering	F	-	-	-	-	-		
					TC	-	-	-	-	-		
					S	-	-	-	-	-		
					T	-	-	-	-	-		
				Design	F	-	-	-	1,600,000	-		
					TC	-	-	-	400,000	-		
					S	-	-	-	-	-		
					T	-	-	-	2,000,000	-		
				ROW	F	-	-	-	-	-		
					TC	-	-	-	-	-		
					S	-	-	-	-	-		
T	-	-	-		-	-						
Construction	F	-	-	-	-	-						
	TC	-	-	-	-	-						
	S	-	-	-	-	-						
	T	-	-	-	-	-						
Total Estimated Project Cost						-	-	-	2,000,000	2,000,000		

*Fund Reconciliation for each project can be found on pages FHWA-3 thru FHWA-6
 **Retroactive TC will be use for projects currently under construction.

GOVERNMENT OF PUERTO RICO
 PUERTO RICO DEPARTMENT OF TRANSPORTATION AND PUBLIC WORKS
 PUERTO RICO HIGHWAY AND TRANSPORTATION AUTHORITY
 STATEWIDE TRANSPORTATION IMPROVEMENT PROGRAM
 FISCAL YEARS 2017-2020**
 Amendment #3

Legend:
 F - Federal Funds
 TC - Toll Credits Funds
 S - State /Local Funds
 T - Total Funds

Núm.	AC-Code / Oracle # / Fed # / Program Code	Description	Town	Phase	Fed. Past Obligations / Locally Funded	STIP Fiscal Year				Future Investment	Total Est. Cost	Remarks		
						2017	2018	2019	2020					
64	AC-990133 L009900133 ZP-52(47) ZP-10, ZP-20, ZP-30	Intelligent Transportation System (ITS) (2017) Reversible Lane Barrier Operation PR-18 and PR-52	Islandwide	NEPA	F	-	-	-	-	-	-	-		
					TC	-	-	-	-	-	-			
					S	-	-	-	-	-	-			
					T	-	-	-	-	-	-			
				Pre-Engineering	F	-	-	-	-	-	-	-	-	-
					TC	-	-	-	-	-	-	-	-	-
					S	-	-	-	-	-	-	-	-	-
					T	-	-	-	-	-	-	-	-	-
				Design	F	-	-	-	-	-	-	-	-	-
					TC	-	-	-	-	-	-	-	-	-
					S	-	-	-	-	-	-	-	-	-
					T	-	-	-	-	-	-	-	-	-
				ROW	F	-	-	-	-	-	-	-	-	-
TC	-	-	-		-	-	-	-	-	-				
S	-	-	-		-	-	-	-	-	-				
T	-	-	-		-	-	-	-	-	-				
Construction	F	-	720,000	-	-	-	-	-	-	720,000				
	TC	-	180,000	-	-	-	-	-	-	180,000				
	S	-	-	-	-	-	-	-	-	-				
	T	-	900,000	-	-	-	-	-	-	900,000				
Total Estimated Project Cost						-	900,000	-	-	-	-	900,000		
65	AC-990146 L009900146 ZP-10, ZP-20, ZP-30	Intelligent Transportaton System (ITS) (2018)	Islandwide	NEPA	F	-	-	-	-	-	-	-		
					TC	-	-	-	-	-	-			
					S	-	-	-	-	-	-			
					T	-	-	-	-	-	-			
				Pre-Engineering	F	-	-	-	-	-	-	-	-	-
					TC	-	-	-	-	-	-	-	-	-
					S	-	-	-	-	-	-	-	-	-
					T	-	-	-	-	-	-	-	-	-
				Design	F	-	-	-	-	-	-	-	-	-
					TC	-	-	-	-	-	-	-	-	-
					S	-	-	-	-	-	-	-	-	-
					T	-	-	-	-	-	-	-	-	-
				ROW	F	-	-	-	-	-	-	-	-	-
TC	-	-	-		-	-	-	-	-	-				
S	-	-	-		-	-	-	-	-	-				
T	-	-	-		-	-	-	-	-	-				
Construction	F	-	-	1,805,000	-	-	-	-	-	1,805,000				
	TC	-	-	451,250	-	-	-	-	-	451,250				
	S	-	-	118,750	-	-	-	-	-	118,750				
	T	-	-	2,375,000	-	-	-	-	-	2,375,000				
Total Estimated Project Cost						-	-	2,375,000	-	-	-	2,375,000	Please See Appendix D for Project List	

*Fund Reconciliation for each project can be found on pages FHWA-3 thru FHWA-6
 **Retroactive TC will be use for projects currently under construction.

GOVERNMENT OF PUERTO RICO
 PUERTO RICO DEPARTMENT OF TRANSPORTATION AND PUBLIC WORKS
 PUERTO RICO HIGHWAY AND TRANSPORTATION AUTHORITY
 STATEWIDE TRANSPORTATION IMPROVEMENT PROGRAM
 FISCAL YEARS 2017-2020**
 Amendment #3

Legend:
 F - Federal Funds
 TC - Toll Credits Funds
 S - State /Local Funds
 T - Total Funds

Núm.	AC-Code / Oracle # / Fed # / Program Code	Description	Town	Phase	Fed. Past Obligations / Locally Funded	STIP Fiscal Year				Future Investment	Total Est. Cost	Remarks	
						2017	2018	2019	2020				
66	AC-990153 L009900153 ZP-10, ZP-20, ZP-30	Intelligent Transportation System (ITS) (2019)	Islandwide	NEPA	F	-	-	-	-	-	-	-	
					TC	-	-	-	-	-	-		
					S	-	-	-	-	-	-		
					T	-	-	-	-	-	-		
				Pre-Engineering	F	-	-	-	-	-	-	-	-
					TC	-	-	-	-	-	-	-	
					S	-	-	-	-	-	-		
					T	-	-	-	-	-	-		
				Design	F	-	-	-	-	-	-	-	-
					TC	-	-	-	-	-	-	-	
					S	-	-	-	-	-	-		
					T	-	-	-	-	-	-		
				ROW	F	-	-	-	-	-	-	-	-
					TC	-	-	-	-	-	-	-	
					S	-	-	-	-	-	-		
T	-	-	-		-	-	-						
Construction	F	-	-	-	2,584,000	-	-	-	2,584,000				
	TC	-	-	-	646,000	-	-	-	646,000				
	S	-	-	-	170,000	-	-	-	170,000				
	T	-	-	-	3,400,000	-	-	-	3,400,000				
Total Estimated Project Cost						-	-	-	3,400,000	-	3,400,000		
67	AC-990156 L009900156 ZP-10, ZP-20, ZP-30	Intelligent Transportation System (ITS) (2020)	Islandwide	NEPA	F	-	-	-	-	-	-	-	
					TC	-	-	-	-	-	-		
					S	-	-	-	-	-	-		
					T	-	-	-	-	-	-		
				Pre-Engineering	F	-	-	-	-	-	-	-	-
					TC	-	-	-	-	-	-	-	
					S	-	-	-	-	-	-		
					T	-	-	-	-	-	-		
				Design	F	-	-	-	-	-	-	-	-
					TC	-	-	-	-	-	-	-	
					S	-	-	-	-	-	-		
					T	-	-	-	-	-	-		
				ROW	F	-	-	-	-	-	-	-	-
					TC	-	-	-	-	-	-	-	
					S	-	-	-	-	-	-		
T	-	-	-		-	-	-						
Construction	F	-	-	-	-	4,360,000	-	-	4,360,000				
	TC	-	-	-	-	1,090,000	-	-	1,090,000				
	S	-	-	-	-	286,842	-	-	286,842				
	T	-	-	-	-	5,736,842	-	-	5,736,842				
Total Estimated Project Cost						-	-	-	5,736,842	-	5,736,842		

*Fund Reconciliation for each project can be found on pages FHWA-3 thru FHWA-6
 **Retroactive TC will be use for projects currently under construction.

GOVERNMENT OF PUERTO RICO
 PUERTO RICO DEPARTMENT OF TRANSPORTATION AND PUBLIC WORKS
 PUERTO RICO HIGHWAY AND TRANSPORTATION AUTHORITY
 STATEWIDE TRANSPORTATION IMPROVEMENT PROGRAM
 FISCAL YEARS 2017-2020**
 Amendment #3

Legend:
F - Federal Funds
TC - Toll Credits Funds
S - State /Local Funds
T - Total Funds

Núm.	AC-Code / Oracle # / Fed # / Program Code	Description	Town	Phase	Fed. Past Obligations / Locally Funded	STIP Fiscal Year				Future Investment	Total Est. Cost	Remarks
						2017	2018	2019	2020			
68	AC-990135 L009900135 ZP-52(51), 52(52) ZP-20(8), 152(9) ZP-152(10) ZP-10, ZP-20, ZP-30	Islandwide Roadwide Traffic Signals, Pavement Marking, Signing and Geometric Safety Improvements Projects (2017)	Islandwide	NEPA	F	-	-	-	-	-	-	-
					TC	-	-	-	-	-	-	
					S	-	-	-	-	-	-	
					T	-	-	-	-	-	-	
				Pre-Engineering	F	-	-	-	-	-	-	
					TC	-	-	-	-	-	-	
					S	-	-	-	-	-	-	
					T	-	-	-	-	-	-	
				Design	F	-	-	-	-	-	-	
					TC	-	-	-	-	-	-	
					S	-	-	-	-	-	-	
					T	-	-	-	-	-	-	
				ROW	F	-	-	-	-	-	-	
					TC	-	-	-	-	-	-	
					S	-	-	-	-	-	-	
					T	-	-	-	-	-	-	
Construction	F	-	22,014,003	-	-	-	-					
	TC	-	5,417,777	-	-	-	-					
	S	-	-	-	-	-	-					
	T	-	27,431,780	-	-	-	-					
Total Estimated Project Cost						-	27,431,780	-	-	-	27,431,780	
69	AC-990145 L009900145 ZP-10, ZP-20, ZP-30	Islandwide Roadwide Traffic Signals, Pavement Marking, Signing and Geometric Safety Improvements Projects (2018)	Islandwide	NEPA	F	-	-	-	-	-	-	-
					TC	-	-	-	-	-	-	
					S	-	-	-	-	-	-	
					T	-	-	-	-	-	-	
				Pre-Engineering	F	-	-	-	-	-	-	
					TC	-	-	-	-	-	-	
					S	-	-	-	-	-	-	
					T	-	-	-	-	-	-	
				Design	F	-	-	-	-	-	-	
					TC	-	-	-	-	-	-	
					S	-	-	-	-	-	-	
					T	-	-	-	-	-	-	
				ROW	F	-	-	-	-	-	-	
					TC	-	-	-	-	-	-	
					S	-	-	-	-	-	-	
					T	-	-	-	-	-	-	
Construction	F	-	-	5,167,368	-	-	-					
	TC	-	-	1,291,842	-	-	-					
	S	-	-	-	-	-	-					
	T	-	-	6,459,210	-	-	-					
Total Estimated Project Cost						-	-	6,459,210	-	-	6,459,210	

*Fund Reconciliation for each project can be found on pages FHWA-3 thru FHWA-6
 **Retroactive TC will be used for projects currently under construction.

GOVERNMENT OF PUERTO RICO
 PUERTO RICO DEPARTMENT OF TRANSPORTATION AND PUBLIC WORKS
 PUERTO RICO HIGHWAY AND TRANSPORTATION AUTHORITY
 STATEWIDE TRANSPORTATION IMPROVEMENT PROGRAM
 FISCAL YEARS 2017-2020**
 Amendment #3

Legend:
 F - Federal Funds
 TC - Toll Credits Funds
 S - State /Local Funds
 T - Total Funds

Núm.	AC-Code / Oracle # / Fed # / Program Code	Description	Town	Phase	Fed. Past Obligations / Locally Funded	STIP Fiscal Year				Future Investment	Total Est. Cost	Remarks		
						2017	2018	2019	2020					
70	AC-800514 L009999514 ZP-10, ZP-20, ZP-30	Islandwide Roadwide Traffic Signals, Pavement Marking, Signing and Geometric Safety Improvements Projects (2019)	Islandwide	NEPA	F	-	-	-	-	-	-	-		
					TC	-	-	-	-	-	-			
					S	-	-	-	-	-	-			
					T	-	-	-	-	-	-			
				Pre-Engineering	F	-	-	-	-	-	-	-	-	-
					TC	-	-	-	-	-	-	-	-	-
					S	-	-	-	-	-	-	-	-	-
					T	-	-	-	-	-	-	-	-	-
				Design	F	-	-	-	-	-	-	-	-	-
					TC	-	-	-	-	-	-	-	-	-
					S	-	-	-	-	-	-	-	-	-
					T	-	-	-	-	-	-	-	-	-
				ROW	F	-	-	-	-	-	-	-	-	-
					TC	-	-	-	-	-	-	-	-	-
					S	-	-	-	-	-	-	-	-	-
					T	-	-	-	-	-	-	-	-	-
Construction	F	-	-	-	-	-	-	-	-	-				
	TC	-	-	-	-	-	-	-	-	-				
	S	-	-	-	10,015,747	2,503,937	-	-	-	-				
	T	-	-	-	10,015,747	2,503,937	-	-	-	-				
Total Estimated Project Cost					-	-	-	12,519,684	-	-	12,519,684			
71	AC-800521 L009999521 ZP-10, ZP-20, ZP-30	Islandwide Roadwide Traffic Signals, Pavement Marking, Signing and Geometric Safety Improvements Projects (2020)	Islandwide	NEPA	F	-	-	-	-	-	-	-		
					TC	-	-	-	-	-	-			
					S	-	-	-	-	-	-			
					T	-	-	-	-	-	-			
				Pre-Engineering	F	-	-	-	-	-	-	-	-	-
					TC	-	-	-	-	-	-	-	-	-
					S	-	-	-	-	-	-	-	-	-
					T	-	-	-	-	-	-	-	-	-
				Design	F	-	-	-	-	-	-	-	-	-
					TC	-	-	-	-	-	-	-	-	-
					S	-	-	-	-	-	-	-	-	-
					T	-	-	-	-	-	-	-	-	-
				ROW	F	-	-	-	-	-	-	-	-	-
					TC	-	-	-	-	-	-	-	-	-
					S	-	-	-	-	-	-	-	-	-
					T	-	-	-	-	-	-	-	-	-
Construction	F	-	-	-	-	-	-	-	-	-				
	TC	-	-	-	-	-	-	-	-	-				
	S	-	-	-	19,958,698	4,989,674	-	-	-	-				
	T	-	-	-	19,958,698	4,989,674	-	-	-	-				
Total Estimated Project Cost					-	-	-	24,948,372	-	-	24,948,372			

*Fund Reconciliation for each project can be found on pages FHWA-3 thru FHWA-6
 **Retroactive TC will be use for projects currently under construction.

GOVERNMENT OF PUERTO RICO
 PUERTO RICO DEPARTMENT OF TRANSPORTATION AND PUBLIC WORKS
 PUERTO RICO HIGHWAY AND TRANSPORTATION AUTHORITY
 STATEWIDE TRANSPORTATION IMPROVEMENT PROGRAM
 FISCAL YEARS 2017-2020**
 Amendment #3

Legend:
 F - Federal Funds
 TC - Toll Credits Funds
 S - State /Local Funds
 T - Total Funds

Núm.	AC-Code / Oracle # / Fed # / Program Code	Description	Town	Phase	Fed. Past Obligations / Locally Funded	STIP Fiscal Year				Future Investment	Total Est. Cost	Remarks
						2017	2018	2019	2020			
72	AC-800492 L009999492 ZP-10, ZP-20, ZP-30	Implementation of Strategic Highway Safety Plan (2017)	Islandwide	NEPA	F	-	-	-	-	-	-	-
					TC	-	-	-	-	-	-	
					S	-	-	-	-	-	-	
					T	-	-	-	-	-	-	
				Pre-Engineering	F	-	-	-	-	-	-	
					TC	-	-	-	-	-	-	
					S	-	-	-	-	-	-	
					T	-	-	-	-	-	-	
				Design	F	-	-	-	-	-	-	
					TC	-	-	-	-	-	-	
					S	-	-	-	-	-	-	
					T	-	-	-	-	-	-	
				ROW	F	-	-	-	-	-	-	
					TC	-	-	-	-	-	-	
					S	-	-	-	-	-	-	
T	-	-	-		-	-	-					
Construction	F	-	-	-	-	-	-					
	TC	-	-	-	-	-	-					
	S	-	-	-	-	-	-					
	T	-	-	-	-	-	-					
Total Estimated Project Cost					-	-	-	-	-	-	-	
73	AC-800493 L009999493 ZP-10, ZP-20, ZP-30	Implementation of Strategic Highway Safety Plan (2018)	Islandwide	NEPA	F	-	-	-	-	-	-	-
					TC	-	-	-	-	-	-	
					S	-	-	-	-	-	-	
					T	-	-	-	-	-	-	
				Pre-Engineering	F	-	-	-	-	-	-	
					TC	-	-	-	-	-	-	
					S	-	-	-	-	-	-	
					T	-	-	-	-	-	-	
				Design	F	-	-	-	-	-	-	
					TC	-	-	-	-	-	-	
					S	-	-	-	-	-	-	
					T	-	-	-	-	-	-	
				ROW	F	-	-	-	-	-	-	
					TC	-	-	-	-	-	-	
					S	-	-	-	-	-	-	
T	-	-	-		-	-	-					
Construction	F	-	-	-	-	-	-					
	TC	-	-	-	-	-	-					
	S	-	-	-	-	-	-					
	T	-	-	-	-	-	-					
Total Estimated Project Cost					-	-	2,000,000	-	2,000,000	-	2,000,000	
Total Estimated Project Cost					-	-	500,000	-	500,000	-	500,000	
Total Estimated Project Cost					-	-	2,500,000	-	2,500,000	-	2,500,000	

*Fund Reconciliation for each project can be found on pages FHWA-3 thru FHWA-6
 **Retroactive TC will be use for projects currently under construction.

GOVERNMENT OF PUERTO RICO
 PUERTO RICO DEPARTMENT OF TRANSPORTATION AND PUBLIC WORKS
 PUERTO RICO HIGHWAY AND TRANSPORTATION AUTHORITY
 STATEWIDE TRANSPORTATION IMPROVEMENT PROGRAM
 FISCAL YEARS 2017-2020**
 Amendment #3

Legend:
 F - Federal Funds
 TC - Toll Credits Funds
 S - State /Local Funds
 T - Total Funds

Núm.	AC-Code / Oracle # / Fed # / Program Code	Description	Town	Phase	Fed. Past Obligations / Locally Funded	STIP Fiscal Year				Future Investment	Total Est. Cost	Remarks				
						2017	2018	2019	2020							
74	AC-800515 L00999515 ZP-10, ZP-20, ZP-30	Implementation of Strategic Highway Safety Plan (2019)	Islandwide	NEPA	F	-	-	-	-	-	-	-				
					TC	-	-	-	-	-	-	-				
					S	-	-	-	-	-	-	-				
				Pre-Engineering	F	-	-	-	-	-	-	-	-	-	-	
					TC	-	-	-	-	-	-	-	-	-	-	
					S	-	-	-	-	-	-	-	-	-	-	
				Design	F	-	-	-	-	-	-	-	-	-	-	
					TC	-	-	-	-	-	-	-	-	-	-	
					S	-	-	-	-	-	-	-	-	-	-	
				ROW	F	-	-	-	-	-	-	-	-	-	-	
					TC	-	-	-	-	-	-	-	-	-	-	
					S	-	-	-	-	-	-	-	-	-	-	
											Please See Appendix B for Project List					
Construction	F	-	-	-	4,800,000	-	-	-	-	4,800,000	-					
	TC	-	-	-	1,200,000	-	-	-	-	1,200,000	-					
	S	-	-	-	-	-	-	-	-	-	-					
											Change in Budget from \$5,780,000 to \$6M					
Total Estimated Project Cost						-	-	6,000,000	-	6,000,000	-					
75	AC-800520 L00999520 ZP-10, ZP-20, ZP-30	Implementation of Strategic Highway Safety Plan (2020)	Islandwide	NEPA	F	-	-	-	-	-	-	-				
					TC	-	-	-	-	-	-	-	-			
					S	-	-	-	-	-	-	-	-			
				Pre-Engineering	F	-	-	-	-	-	-	-	-	-	-	
					TC	-	-	-	-	-	-	-	-	-	-	
					S	-	-	-	-	-	-	-	-	-	-	
				Design	F	-	-	-	-	-	-	-	-	-	-	
					TC	-	-	-	-	-	-	-	-	-	-	
					S	-	-	-	-	-	-	-	-	-	-	
				ROW	F	-	-	-	-	-	-	-	-	-	-	
					TC	-	-	-	-	-	-	-	-	-	-	
					S	-	-	-	-	-	-	-	-	-	-	
											Please See Appendix B for Project List					
Construction	F	-	-	-	-	-	3,041,302	-	-	3,041,302	-					
	TC	-	-	-	-	-	760,326	-	-	760,326	-					
	S	-	-	-	-	-	-	-	-	-	-					
											Change in Budget from \$5,339,200 to \$3,801,628					
Total Estimated Project Cost						-	-	3,801,628	-	3,801,628	-					

*Fund Reconciliation for each project can be found on pages FHWA-3 thru FHWA-6
 **Retroactive TC will be use for projects currently under construction.

GOVERNMENT OF PUERTO RICO
 PUERTO RICO DEPARTMENT OF TRANSPORTATION AND PUBLIC WORKS
 PUERTO RICO HIGHWAY AND TRANSPORTATION AUTHORITY
 STATEWIDE TRANSPORTATION IMPROVEMENT PROGRAM
 FISCAL YEARS 2017-2020**
 Amendment #3

Legend:
 F - Federal Funds
 TC - Toll Credits Funds
 S - State /Local Funds
 T - Total Funds

Núm.	AC-Code / Oracle # / Fed # / Program Code	Description	Town	Phase	Fed. Past Obligations / Locally Funded	STIP Fiscal Year				Future Investment	Total Est. Cost	Remarks			
						2017	2018	2019	2020						
76	AC-990151 L009900151 ZP-40, ZP-50	Highway Safety Improvements - Puerto Rico Section 154 and 164 Penalty (HSIP-Eligible Activities) (2017)	Islandwide	NEPA	F	-	-	-	-	-	-	-			
					TC	-	-	-	-	-	-	-			
					S	-	-	-	-	-	-	-			
				T	-	-	-	-	-	-	-	-	-	-	-
				Pre-Engineering	F	-	-	-	-	-	-	-	-	-	-
					TC	-	-	-	-	-	-	-	-	-	-
					S	-	-	-	-	-	-	-	-	-	-
				T	-	-	-	-	-	-	-	-	-	-	-
				Design	F	-	-	-	-	-	-	-	-	-	-
					TC	-	-	-	-	-	-	-	-	-	-
					S	-	-	-	-	-	-	-	-	-	-
				T	-	-	-	-	-	-	-	-	-	-	-
				ROW	F	-	-	-	-	-	-	-	-	-	-
					TC	-	-	-	-	-	-	-	-	-	-
					S	-	-	-	-	-	-	-	-	-	-
T	-	-	-	-	-	-	-	-	-	-	-				
Construction	F	-	-	-	-	-	-	-	-	-	-				
	TC	-	-	-	-	-	-	-	-	-	-				
	S	-	-	-	-	-	-	-	-	-	-				
T	-	-	-	-	-	-	-	-	-	-	Projects were not ready on time for obligation				
Total Estimated Project Cost						-	-	-	-	-	-	-			
77	AC-990152 L009900152 ZP-40, ZP-50	Highway Safety Improvements - Puerto Rico Section 154 and 164 Penalty (HSIP-Eligible Activities) (2018)	Islandwide	NEPA	F	-	-	-	-	-	-	-			
					TC	-	-	-	-	-	-	-	-		
					S	-	-	-	-	-	-	-	-		
				T	-	-	-	-	-	-	-	-	-	-	
				Pre-Engineering	F	-	-	-	-	-	-	-	-	-	-
					TC	-	-	-	-	-	-	-	-	-	-
					S	-	-	-	-	-	-	-	-	-	-
				T	-	-	-	-	-	-	-	-	-	-	-
				Design	F	-	-	-	-	-	-	-	-	-	-
					TC	-	-	-	-	-	-	-	-	-	-
					S	-	-	-	-	-	-	-	-	-	-
				T	-	-	-	-	-	-	-	-	-	-	-
				ROW	F	-	-	-	-	-	-	-	-	-	-
					TC	-	-	-	-	-	-	-	-	-	-
					S	-	-	-	-	-	-	-	-	-	-
T	-	-	-	-	-	-	-	-	-	-	-				
Construction	F	-	-	-	-	-	-	-	-	-	-				
	TC	-	-	2,888,000	-	-	-	-	-	2,888,000	-				
	S	-	-	722,000	-	-	-	-	-	722,000	-				
T	-	-	190,000	-	-	-	-	-	190,000	-	Please See Appendix B for Project List				
T	-	-	3,800,000	-	-	-	-	-	3,800,000	-					
Total Estimated Project Cost						-	-	3,800,000	-	-	3,800,000				

*Fund Reconciliation for each project can be found on pages FHWA-3 thru FHWA-6
 **Retroactive TC will be use for projects currently under construction.

GOVERNMENT OF PUERTO RICO
 PUERTO RICO DEPARTMENT OF TRANSPORTATION AND PUBLIC WORKS
 PUERTO RICO HIGHWAY AND TRANSPORTATION AUTHORITY
 STATEWIDE TRANSPORTATION IMPROVEMENT PROGRAM
 FISCAL YEARS 2017-2020**
 Amendment #3

Legend:
 F - Federal Funds
 TC - Toll Credits Funds
 S - State /Local Funds
 T - Total Funds

Núm.	AC-Code / Oracle # / Fed # / Program Code	Description	Town	Phase	Fed. Past Obligations / Locally Funded	STIP Fiscal Year				Future Investment	Total Est. Cost	Remarks	
						2017	2018	2019	2020				
78	AC-990154 L009900154 ZP-40, ZP-50	Highway Safety Improvements - Puerto Rico Section 154 and 164 Penalty (HSIP-Eligible Activities) (2019)	Islandwide	NEPA	F	-	-	-	-	-	-	-	
					TC	-	-	-	-	-	-	-	
					S	-	-	-	-	-	-	-	
					T	-	-	-	-	-	-	-	
				Pre-Engineering	F	-	-	-	-	-	-	-	-
					TC	-	-	-	-	-	-	-	-
					S	-	-	-	-	-	-	-	-
					T	-	-	-	-	-	-	-	-
				Design	F	-	-	-	-	-	-	-	-
					TC	-	-	-	-	-	-	-	-
					S	-	-	-	-	-	-	-	-
					T	-	-	-	-	-	-	-	-
				ROW	F	-	-	-	-	-	-	-	-
					TC	-	-	-	-	-	-	-	-
					S	-	-	-	-	-	-	-	-
					T	-	-	-	-	-	-	-	-
Construction	F	-	-	-	2,888,000	-	-	-	2,888,000	Please See Appendix B for Project List			
	TC	-	-	-	722,000	-	-	-	722,000				
	S	-	-	-	190,000	-	-	-	190,000				
	T	-	-	-	3,800,000	-	-	-	3,800,000				
Total Estimated Project Cost						-	-	-	3,800,000	-	3,800,000		
79	AC-990157 L009900157 ZP-40, ZP-50	Highway Safety Improvements - Puerto Rico Section 154 and 164 Penalty (HSIP-Eligible Activities) (2020)	Islandwide	NEPA	F	-	-	-	-	-	-	-	
					TC	-	-	-	-	-	-	-	
					S	-	-	-	-	-	-	-	
					T	-	-	-	-	-	-	-	
				Pre-Engineering	F	-	-	-	-	-	-	-	-
					TC	-	-	-	-	-	-	-	-
					S	-	-	-	-	-	-	-	-
					T	-	-	-	-	-	-	-	-
				Design	F	-	-	-	-	-	-	-	-
					TC	-	-	-	-	-	-	-	-
					S	-	-	-	-	-	-	-	-
					T	-	-	-	-	-	-	-	-
				ROW	F	-	-	-	-	-	-	-	-
					TC	-	-	-	-	-	-	-	-
					S	-	-	-	-	-	-	-	-
					T	-	-	-	-	-	-	-	-
Construction	F	-	-	-	-	-	2,888,000	-	2,888,000	Please See Appendix B for Project List			
	TC	-	-	-	-	-	722,000	-	722,000				
	S	-	-	-	-	-	190,000	-	190,000				
	T	-	-	-	-	-	3,800,000	-	3,800,000				
Total Estimated Project Cost						-	-	-	3,800,000	-	3,800,000		

*Fund Reconciliation for each project can be found on pages FHWA-3 thru FHWA-6
 **Retroactive TC will be use for projects currently under construction.

GOVERNMENT OF PUERTO RICO
 PUERTO RICO DEPARTMENT OF TRANSPORTATION AND PUBLIC WORKS
 PUERTO RICO HIGHWAY AND TRANSPORTATION AUTHORITY
 STATEWIDE TRANSPORTATION IMPROVEMENT PROGRAM
 FISCAL YEARS 2017-2020**
 Amendment #3

Legend:
 F - Federal Funds
 TC - Toll Credits Funds
 S - State /Local Funds
 T - Total Funds

Núm.	AC-Code / Oracle # / Fed # / Program Code	Description	Town	Phase	Fed. Past Obligations / Locally Funded	STIP Fiscal Year				Future Investment	Total Est. Cost	Remarks			
						2017	2018	2019	2020						
80	AC-800480 L009999480 ZP-10, ZP-20	Technical Studies NEPA San Lorenzo Bypass from PR-181 Int. PR-183 to PR-181 Int. PR-9912 (AC-918101)	Islandwide	NEPA	F	-	381,464	-	-	-	-	381,464	Originally Programmed in the amount of \$375K. Obligated in FY 2017 in the amount of \$478,149		
					TC	-	93,881	-	-	-	93,881				
					S	-	2,805	-	-	-	2,805				
					T	-	478,149	-	-	-	478,149				
				Pre-Engineering	F	-	-	-	-	-	-	-		-	-
					TC	-	-	-	-	-	-	-		-	-
					S	-	-	-	-	-	-	-		-	-
					T	-	-	-	-	-	-	-		-	-
				Design	F	-	-	-	-	-	-	-		-	-
					TC	-	-	-	-	-	-	-		-	-
					S	-	-	-	-	-	-	-		-	-
					T	-	-	-	-	-	-	-		-	-
				ROW	F	-	-	-	-	-	-	-		-	-
					TC	-	-	-	-	-	-	-		-	-
					S	-	-	-	-	-	-	-		-	-
					T	-	-	-	-	-	-	-		-	-
				Construction	F	-	-	-	-	-	-	-		-	-
					TC	-	-	-	-	-	-	-		-	-
					S	-	-	-	-	-	-	-		-	-
					T	-	-	-	-	-	-	-		-	-
Total Estimated Project Cost					-	478,149	-	-	-	-	478,149				
Islandwide Total					44,914,673	92,398,074	106,170,699	77,850,753	107,478,198	-	428,812,397				

*Fund Reconciliation for each project can be found on pages FHWA-3 thru FHWA-6
 **Retroactive TC will be use for projects currently under construction.

GOVERNMENT OF PUERTO RICO
 PUERTO RICO DEPARTMENT OF TRANSPORTATION AND PUBLIC WORKS
 PUERTO RICO HIGHWAY AND TRANSPORTATION AUTHORITY
 STATEWIDE TRANSPORTATION IMPROVEMENT PROGRAM
 FISCAL YEARS 2017-2020**
 Amendment #3

Legend:
 F - Federal Funds
 TC - Toll Credits Funds
 S - State /Local Funds
 T - Total Funds

Núm.	AC-Code / Oracle # / Fed # / Program Code	Description	Town	Phase	Fed. Past Obligations / Locally Funded	STIP Fiscal Year				Future Investment	Total Est. Cost	Remarks	
						2017	2018	2019	2020				
81	AC-TBD	Toll Credits to be used for Change Orders and Extra Work Orders - Availability of funds provided by the Deobligation of Projects	Islandwide	NEPA	F	-	-	-	-	-	-	-	
					TC	-	500,000	500,000	500,000	500,000	500,000	2,500,000	
					S	-	-	-	-	-	-	-	
					T	-	500,000	500,000	500,000	500,000	500,000	2,500,000	
				Pre-Engineering	F	-	-	-	-	-	-	-	-
					TC	-	500,000	500,000	500,000	500,000	500,000	2,500,000	
					S	-	-	-	-	-	-	-	
					T	-	500,000	500,000	500,000	500,000	500,000	2,500,000	
				Design	F	-	-	-	-	-	-	-	
					TC	-	500,000	500,000	500,000	500,000	500,000	2,500,000	
					S	-	-	-	-	-	-	-	
					T	-	500,000	500,000	500,000	500,000	500,000	2,500,000	
				ROW	F	-	-	-	-	-	-	-	
					TC	-	500,000	500,000	500,000	500,000	500,000	2,500,000	
					S	-	-	-	-	-	-	-	
					T	-	500,000	500,000	500,000	500,000	500,000	2,500,000	
				Construction	F	-	-	-	-	-	-	-	
					TC	-	6,000,000	6,000,000	6,000,000	6,000,000	6,000,000	30,000,000	
					S	-	-	-	-	-	-	-	
					T	-	6,000,000	6,000,000	6,000,000	6,000,000	6,000,000	30,000,000	
Total Estimated Project Cost					-	8,000,000	8,000,000	8,000,000	8,000,000	8,000,000	40,000,000		

	Investment by Urbanized Area			
	2017	2018	2019	2020
UA>1,000,000 San Juan	45,490,122	28,039,828	47,008,406	27,900,750
Aguadilla	1,945,102	7,958,859	8,175,954	3,125,000
UA<200,000 UZA	-	1,189,500	14,750,413	4,925,000
UA<50,000 Rural	-	360,000	8,500,000	-
Islandwide	92,398,074	106,170,699	77,850,753	107,478,198
Grand Total	139,833,299	143,718,886	156,285,526	143,428,948
Federal Funds	138,540,856	138,609,999	138,610,000	138,610,000
State Funds	1,292,443	5,108,887	17,675,526	4,818,947

	Investment by Phase			
	2017	2018	2019	2020
NEPA	1,554,518	-	-	-
Pre-Engineering	8,144,855	7,189,500	6,000,000	6,000,000
Design	1,874,961	3,410,141	3,850,000	6,125,000
ROW	3,738,066	-	6,275,000	5,300,000
Construction	124,520,898	133,119,245	140,160,526	126,003,948
Grand Total	139,833,299	143,718,886	156,285,526	143,428,948

*Fund Reconciliation for each project can be found on pages FHWA-3 thru FHWA-6
 **Retroactive TC will be use for projects currently under construction.

GOVERNMENT OF PUERTO RICO
 PUERTO RICO DEPARTMENT OF TRANSPORTATION AND PUBLIC WORKS
 PUERTO RICO HIGHWAY AND TRANSPORTATION AUTHORITY
 STATEWIDE TRANSPORTATION IMPROVEMENT PROGRAM
 FISCAL YEARS 2017-2020**
ISLANDWIDE EMERGENCY RELIEF PROJECTS - STORM OTTO

Legend:
 F - Federal Funds
 TC - Toll Credits Funds
 S - State /Local Funds
 T - Total Funds

Núm.	AC-Code / Oracle # / Fed # / Program Code	Description	Town	Phase	Fed. Past Obligations / Locally Funded	STIP Fiscal Year				Future Investment	Total Est. Cost	Remarks			
						2017	2018	2019	2020						
ISLANDWIDE EMERGENCY RELIEF PROJECTS - STORM OTTO															
1	AC-065606 R00065606 ER-656(2) ER-80	Reconstruction of PR-656 km. 2.3	Arecibo	NEPA	F	-	-	-	-	-	-	-			
					TC	-	-	-	-	-	-				
					S	-	-	-	-	-	-				
					T	-	-	-	-	-	-				
				Pre-Engineering	F	-	-	-	-	-	-	-	-	-	-
					TC	-	-	-	-	-	-	-	-	-	-
					S	-	-	-	-	-	-	-	-	-	-
					T	-	-	-	-	-	-	-	-	-	-
				Design	F	-	-	-	-	-	-	-	-	-	-
					TC	-	-	-	-	-	-	-	-	-	-
					S	-	-	-	-	-	-	-	-	-	-
					T	-	-	-	-	-	-	-	-	-	-
				ROW	F	381,391	-	-	-	-	-	-	-	381,391	-
					TC	-	-	-	-	-	-	-	-	-	-
S	93,863	-	-		-	-	-	-	-	93,863	-				
T	475,254	-	-		-	-	-	-	-	475,254	-				
Construction	F	2,608,056	-	915,805	-	-	-	-	-	3,523,861	-				
	TC	-	-	-	-	-	-	-	-	-	-				
	S	620,995	-	990,822	-	-	-	-	-	1,611,817	-				
	T	3,229,051	-	1,751,775	-	-	-	-	-	4,980,826	-				
Total Estimated Project Cost						3,704,305	-	1,751,775	-	-	-	5,456,080			

- Change in Fiscal Year from FY 2017 to FY 2018

GOVERNMENT OF PUERTO RICO
 PUERTO RICO DEPARTMENT OF TRANSPORTATION AND PUBLIC WORKS
 PUERTO RICO HIGHWAY AND TRANSPORTATION AUTHORITY
 STATEWIDE TRANSPORTATION IMPROVEMENT PROGRAM
 FISCAL YEARS 2017-2020**
 ISLANDWIDE EMERGENCY RELIEF PROJECT - HEAVY RAINS OF MARCH 2012

Legend:
 F - Federal Funds
 TC - Toll Credits Funds
 S - State /Local Funds
 T - Total Funds

Núm.	AC-Code / Oracle # / Fed # / Program Code	Description	Town	Phase	Fed. Past Obligations / Locally Funded	STIP Fiscal Year				Future Investment	Total Est. Cost	Remarks		
						2017	2018	2019	2020					
ISLANDWIDE EMERGENCY RELIEF PROJECT - HEAVY RAINS OF MARCH 2012														
1	AC-100081 R000010181 ER-10(72) ER-90	Reconstruction of PR-10, kms. 59.4, 60.4, 60.9, 61.1	Utuado	NEPA	F	-	-	-	-	-	-	-		
					TC	-	-	-	-	-	-			
					S	-	-	-	-	-	-			
					T	-	-	-	-	-	-			
				Pre-Engineering	F	-	-	-	-	-	-	-	-	-
					TC	-	-	-	-	-	-	-	-	
					S	-	-	-	-	-	-			
					T	-	-	-	-	-	-			
				Design	F	516,730	-	-	-	-	-	-	516,730	
					TC	-	-	-	-	-	-	-	-	
					S	164,080	-	-	-	-	-	-	164,080	
					T	680,810	-	-	-	-	-	-	680,810	
				ROW	F	-	160,000	-	-	-	-	-	160,000	
					TC	-	-	-	-	-	-	-	-	
					S	-	40,000	-	-	-	-	-	40,000	
					T	-	200,000	-	-	-	-	-	200,000	
Construction	F	-	-	8,518,984	-	-	-	-	8,518,984					
	TC	-	-	-	-	-	-	-	-					
	S	-	-	2,129,746	-	-	-	-	2,129,746					
	T	-	-	10,648,730	-	-	-	-	10,648,730					
Total Estimated Project Cost					680,810	200,000	10,648,730	-	-	-	11,529,540			
2	AC-111131 R000111131 ER-111(29) ER-90	Reconstruction of PR-111, Kms. 4.0, 4.2	Utuado	NEPA	F	-	-	-	-	-	-	-		
					TC	-	-	-	-	-	-			
					S	-	-	-	-	-	-			
					T	-	-	-	-	-	-			
				Pre-Engineering	F	163,666	-	-	-	-	-	-	163,666	
					TC	40,917	-	-	-	-	-	-	40,917	
					S	-	-	-	-	-	-			
					T	204,583	-	-	-	-	-	204,583		
				Design	F	-	-	-	-	-	-	-	-	
					TC	-	-	-	-	-	-	-	-	
					S	-	-	-	-	-	-	-		
					T	-	-	-	-	-	-			
				ROW	F	646	-	-	-	-	-	-	646	
					TC	162	-	-	-	-	-	-	162	
					S	-	-	-	-	-	-	-		
					T	808	-	-	-	-	-	808		
Construction	F	-	-	1,834,507	-	-	-	-	1,834,507					
	TC	-	-	-	-	-	-	-	-					
	S	-	-	451,483	-	-	-	-	451,483					
	T	-	-	2,285,990	-	-	-	-	2,285,990					
Total Estimated Project Cost					205,391	2,285,990	-	-	-	2,491,381				

GOVERNMENT OF PUERTO RICO
 PUERTO RICO DEPARTMENT OF TRANSPORTATION AND PUBLIC WORKS
 PUERTO RICO HIGHWAY AND TRANSPORTATION AUTHORITY
 STATEWIDE TRANSPORTATION IMPROVEMENT PROGRAM
 FISCAL YEARS 2017-2020**
 ISLANDWIDE EMERGENCY RELIEF PROJECT - HEAVY RAINS OF MARCH 2012

Legend:
 F - Federal Funds
 TC - Toll Credits Funds
 S - State /Local Funds
 T - Total Funds

Núm.	AC-Code / Oracle # / Fed # / Program Code	Description	Town	Phase	Fed. Past Obligations / Locally Funded	STIP Fiscal Year				Future Investment	Total Est. Cost	Remarks		
						2017	2018	2019	2020					
3	AC-111133 R000111133 ER-90	Reconstruction PR-111 kms. 10.8, 5.7, 12.5	Utuado	NEPA	F	-	-	-	-	-	-	-		
					TC	-	-	-	-	-	-			
					S	-	-	-	-	-	-			
					T	-	-	-	-	-	-			
				Pre-Engineering	F	-	-	-	-	-	-	-	-	-
					TC	-	-	-	-	-	-	-	-	-
					S	-	-	-	-	-	-	-	-	-
					T	-	-	-	-	-	-	-	-	-
				Design	F	-	-	-	-	-	-	-	-	-
					TC	-	-	-	-	-	-	-	-	-
					S	-	-	-	-	-	-	-	-	-
					T	-	-	-	-	-	-	-	-	-
				ROW	F	-	-	20,000	-	-	-	-	-	20,000
					TC	-	-	-	-	-	-	-	-	-
					S	-	-	5,000	-	-	-	-	-	5,000
					T	-	-	25,000	-	-	-	-	-	25,000
				Construction	F	-	-	579,405	-	-	-	-	-	579,405
					TC	-	-	-	-	-	-	-	-	-
					S	-	-	142,595	-	-	-	-	-	142,595
					T	-	-	722,000	-	-	-	-	-	722,000
Total Estimated Project Cost						-	-	747,000	-	-	-	747,000		

GOVERNMENT OF PUERTO RICO
 PUERTO RICO DEPARTMENT OF TRANSPORTATION AND PUBLIC WORKS
 PUERTO RICO HIGHWAY AND TRANSPORTATION AUTHORITY
 STATEWIDE TRANSPORTATION IMPROVEMENT PROGRAM
 FISCAL YEARS 2017-2020**
EARMARK SECTION 1934

Legend:
 F - Federal Funds
 TC - Toll Credits Funds
 S - State /Local Funds
 T - Total Funds

AC-Code / Oracle Núm. # / Fed # / Program Code	Description	Town	Phase	Fed. Past Obligations / Locally Funded	STIP Fiscal Year				Future Investment	Total Est. Cost	Remarks	
					2017	2018	2019	2020				
EARMARK SECTION 1934												
1 AC-111123 S000111123 EARMARK 9999(133)	PREVIOUSLY - Widening of PR-111, from PR-444 to PR-423	Moca	NEPA	F	-	-	-	-	-	-	-	
				TC	-	-	-	-	-	-		
				S	-	-	-	-	-	-		
				T	-	-	-	-	-	-		
			Pre-Engineering	F	-	-	-	-	-	-	-	-
				TC	-	-	-	-	-	-	-	
				S	-	-	-	-	-	-		
				T	-	-	-	-	-	-		
	Design	F	-	-	-	-	-	-	-	-		
		TC	-	-	-	-	-	-	-	Design will be completed in-house		
		S	-	-	-	-	-	-	-			
		T	-	-	-	-	-	-	-			
	ROW	F	-	-	-	-	-	-	-	-		
		TC	-	-	-	-	-	-	-	-		
		S	-	-	-	-	-	-	-			
		T	-	-	-	-	-	-	-			
Construction	F	-	-	4,570,676	-	-	-	4,570,676	-			
	TC	-	-	1,142,669	-	-	-	1,142,669	Please note Project Modification			
	S	-	-	300,702	-	-	-	300,702				
	T	-	-	6,014,048	-	-	-	6,014,048				
Total Estimated Project Cost					-	-	6,014,048	-	-	6,014,048		
2 AC-992201 Y009922001 EARMARK 9999(129)	PREVIOUSLY - Construction of Four lanes Connector PR-9922, From PR- 9939 to PR-183	Las Piedras	NEPA	F	-	-	-	-	-	-	-	
				TC	-	-	-	-	-	-		
				S	-	-	-	-	-	-		
				T	-	-	-	-	-	-		
			Pre-Engineering	F	-	-	-	-	-	-	-	-
				TC	-	-	-	-	-	-	-	
				S	-	-	-	-	-	-		
				T	-	-	-	-	-	-		
	Design	F	-	-	-	-	-	-	-	-		
		TC	-	-	-	-	-	-	-	Design will be completed in-house		
		S	-	-	-	-	-	-	-			
		T	-	-	-	-	-	-	-			
	ROW	F	-	-	-	-	-	-	-	-		
		TC	-	-	-	-	-	-	-	-		
		S	-	-	-	-	-	-	-			
		T	-	-	-	-	-	-	-			
Construction	F	-	-	1,485,470	-	-	-	1,485,470	-			
	TC	-	-	371,368	-	-	-	371,368	Please note Project Modification			
	S	-	-	97,728	-	-	-	97,728				
	T	-	-	1,954,566	-	-	-	1,954,566				
Total Estimated Project Cost					-	-	1,954,566	-	-	1,954,566		

GOVERNMENT OF PUERTO RICO
 PUERTO RICO DEPARTMENT OF TRANSPORTATION AND PUBLIC WORKS
 PUERTO RICO HIGHWAY AND TRANSPORTATION AUTHORITY
 STATEWIDE TRANSPORTATION IMPROVEMENT PROGRAM
 FISCAL YEARS 2017-2020**
EARMARK SECTION 1934

Legend:
 F - Federal Funds
 TC - Toll Credits Funds
 S - State /Local Funds
 T - Total Funds

Núm.	AC-Code / Oracle # / Fed # / Program Code	Description	Town	Phase	Fed. Past Obligations / Locally Funded	STIP Fiscal Year				Future Investment	Total Est. Cost	Remarks			
						2017	2018	2019	2020						
3	AC-083503 Y000835003 EARMARK 835(1)	PREVIOUSLY - Construction of Bypass and Widening PR-835	Guaynabo	NEPA	F	-	-	-	-	-	-	-			
					TC	-	-	-	-	-	-				
					S	-	-	-	-	-	-				
					T	-	-	-	-	-	-				
				Pre-Engineering	F	-	-	-	-	-	-	-	-	-	-
					TC	-	-	-	-	-	-	-	-	-	-
					S	-	-	-	-	-	-	-	-	-	-
					T	-	-	-	-	-	-	-	-	-	-
				Design	F	-	-	-	-	-	-	-	-	-	-
					TC	-	-	-	-	-	-	-	-	-	Design will be completed in-house
					S	-	-	-	-	-	-	-	-	-	-
					T	-	-	-	-	-	-	-	-	-	-
				ROW	F	-	-	-	-	-	-	-	-	-	-
					TC	-	-	-	-	-	-	-	-	-	-
					S	-	-	-	-	-	-	-	-	-	-
T	-	-	-		-	-	-	-	-	-	-				
Construction	F	-	-	-	-	-	-	-	-	-	-				
	TC	-	-	4,570,676	-	-	-	-	-	4,570,676	-				
	S	-	-	1,142,669	-	-	-	-	-	1,142,669	-				
	T	-	-	300,702	-	-	-	-	-	300,702	Please note Project Modification				
Total Estimated Project Cost						-	-	6,014,048	-	-	6,014,048				
4	AC-093001 R000930001 QNH30(18) Q920	PREVIOUSLY - Improvements on the PR-30 between PR-203 in Gurabo to the PR-31 in Juncos.	Gurabo	NEPA	F	-	-	-	-	-	-	-			
					TC	-	-	-	-	-	-	-	-		
					S	-	-	-	-	-	-	-			
					T	-	-	-	-	-	-				
				Pre-Engineering	F	-	-	-	-	-	-	-	-	-	-
					TC	-	-	-	-	-	-	-	-	-	-
					S	-	-	-	-	-	-	-	-	-	-
					T	-	-	-	-	-	-	-	-	-	-
				Design	F	-	-	-	-	-	-	-	-	-	-
					TC	-	-	-	-	-	-	-	-	-	Design will be completed in-house
					S	-	-	-	-	-	-	-	-	-	-
					T	-	-	-	-	-	-	-	-	-	-
				ROW	F	-	-	-	-	-	-	-	-	-	-
					TC	-	-	-	-	-	-	-	-	-	-
					S	-	-	-	-	-	-	-	-	-	-
T	-	-	-		-	-	-	-	-	-	-				
Construction	F	-	-	-	-	-	-	-	-	-	-				
	TC	-	-	1,919,268	-	-	-	-	-	1,919,268	-				
	S	-	-	479,817	-	-	-	-	-	479,817	-				
	T	-	-	126,268	-	-	-	-	-	126,268	Please note Project Modification				
Total Estimated Project Cost						-	-	2,525,352	-	-	2,525,352				

GOVERNMENT OF PUERTO RICO
 PUERTO RICO DEPARTMENT OF TRANSPORTATION AND PUBLIC WORKS
 PUERTO RICO HIGHWAY AND TRANSPORTATION AUTHORITY
 STATEWIDE TRANSPORTATION IMPROVEMENT PROGRAM
 FISCAL YEARS 2017-2020**
EARMARK SECTION 1934

Legend:
 F - Federal Funds
 TC - Toll Credits Funds
 S - State /Local Funds
 T - Total Funds

Núm.	AC-Code / Oracle # / Fed # / Program Code	Description	Town	Phase	Fed. Past Obligations / Locally Funded	STIP Fiscal Year				Future Investment	Total Est. Cost	Remarks			
						2017	2018	2019	2020						
5	AC-TBD EARMARK	PREVIOUSLY - Extension of PR-823 between PR-177 and PR-2	Bayamon	NEPA	F	-	-	-	-	-	-	-			
					TC	-	-	-	-	-	-				
					S	-	-	-	-	-	-				
					T	-	-	-	-	-	-				
				Pre-Engineering	F	-	-	-	-	-	-	-	-	-	-
					TC	-	-	-	-	-	-	-	-	-	-
					S	-	-	-	-	-	-	-	-	-	-
					T	-	-	-	-	-	-	-	-	-	-
				Design	F	-	-	-	-	-	-	-	-	-	-
					TC	-	-	-	-	-	-	-	-	-	Design will be completed in-house
					S	-	-	-	-	-	-	-	-	-	-
					T	-	-	-	-	-	-	-	-	-	-
				ROW	F	-	-	-	-	-	-	-	-	-	-
					TC	-	-	-	-	-	-	-	-	-	-
					S	-	-	-	-	-	-	-	-	-	-
T	-	-	-		-	-	-	-	-	-	-				
Construction	F	-	-	609,779	-	-	-	-	-	609,779	-				
	TC	-	-	152,445	-	-	-	-	-	152,445	Please note Project Modification				
	S	-	-	40,117	-	-	-	-	-	40,117	-				
	T	-	-	802,341	-	-	-	-	-	802,341	-				
Total Estimated Project Cost					-	-	802,341	-	-	-	802,341				
6	AC-010166 L000000166 EARMARK LY-9999(134)	PREVIOUSLY - Recreational Trail	Toa Baja	NEPA	F	-	-	-	-	-	-	-			
					TC	-	-	-	-	-	-	-	-		
					S	-	-	-	-	-	-	-	-		
					T	-	-	-	-	-	-	-	-		
				Pre-Engineering	F	-	-	-	-	-	-	-	-	-	-
					TC	-	-	-	-	-	-	-	-	-	-
					S	-	-	-	-	-	-	-	-	-	-
					T	-	-	-	-	-	-	-	-	-	-
				Design	F	-	-	-	-	-	-	-	-	-	-
					TC	-	-	-	-	-	-	-	-	-	Design will be completed in-house
					S	-	-	-	-	-	-	-	-	-	-
					T	-	-	-	-	-	-	-	-	-	-
				ROW	F	-	-	-	-	-	-	-	-	-	-
					TC	-	-	-	-	-	-	-	-	-	-
					S	-	-	-	-	-	-	-	-	-	-
T	-	-	-		-	-	-	-	-	-	-				
Construction	F	800,000	-	-	1,017,742	-	-	-	-	1,817,742	-				
	TC	200,000	-	-	254,435	-	-	-	-	454,435	Please note Project Modification / Additional Funds Requested for fiscal year 2019				
	S	-	-	-	66,957	-	-	-	-	66,957	-				
	T	1,000,000	-	-	1,339,134	-	-	-	-	2,339,134	-				
Total Estimated Project Cost					1,000,000	-	1,339,134	-	-	-	2,339,134				

GOVERNMENT OF PUERTO RICO
 PUERTO RICO DEPARTMENT OF TRANSPORTATION AND PUBLIC WORKS
 PUERTO RICO HIGHWAY AND TRANSPORTATION AUTHORITY
 STATEWIDE TRANSPORTATION IMPROVEMENT PROGRAM
 FISCAL YEARS 2017-2020**
EARMARK SECTION 1934

Legend:
 F - Federal Funds
 TC - Toll Credits Funds
 S - State /Local Funds
 T - Total Funds

Núm.	AC-Code / Oracle # / Fed # / Program Code	Description	Town	Phase	Fed. Past Obligations / Locally Funded	STIP Fiscal Year				Future Investment	Total Est. Cost	Remarks			
						2017	2018	2019	2020						
7	AC-TBD EARMARK	PREVIOUSLY - Construction of the missing part of PR-10	Adjuntas	NEPA	F	-	-	-	-	-	-	-			
					TC	-	-	-	-	-	-				
					S	-	-	-	-	-	-				
					T	-	-	-	-	-	-				
				Pre-Engineering	F	-	-	-	-	-	-	-	-	-	-
					TC	-	-	-	-	-	-	-	-	-	-
					S	-	-	-	-	-	-	-	-	-	-
					T	-	-	-	-	-	-	-	-	-	-
				Design	F	-	-	-	-	-	-	-	-	-	-
					TC	-	-	-	-	-	-	-	-	-	Design will be completed in-house
					S	-	-	-	-	-	-	-	-	-	-
					T	-	-	-	-	-	-	-	-	-	-
				ROW	F	-	-	-	-	-	-	-	-	-	-
					TC	-	-	-	-	-	-	-	-	-	-
S	-	-	-		-	-	-	-	-	-	-				
T	-	-	-		-	-	-	-	-	-	-				
Construction	F	-	-	2,641,998	-	-	-	-	-	2,641,998	-				
	TC	-	-	660,499	-	-	-	-	-	660,499	Funding was deobligated will be reobligated in FY				
	S	-	-	173,816	-	-	-	-	-	173,816	2018. Please note Project Modification				
	T	-	-	3,476,313	-	-	-	-	-	3,476,313	-				
Total Estimated Project Cost					-	-	-	-	-	3,476,313					

GOVERNMENT OF PUERTO RICO
 PUERTO RICO DEPARTMENT OF TRANSPORTATION AND PUBLIC WORKS
 PUERTO RICO HIGHWAY AND TRANSPORTATION AUTHORITY
 STATEWIDE TRANSPORTATION IMPROVEMENT PROGRAM
 FISCAL YEARS 2017-2020**
FEDERAL LANDS AGREEMENT

Legend:
 F - Federal Funds
 TC - Toll Credits Funds
 S - State /Local Funds
 T - Total Funds

Núm.	AC-Code / Oracle # / Fed # / Program Code	Description	Town	Phase	Fed. Past Obligations / Locally Funded	STIP Fiscal Year				Future Investment	Total Est. Cost	Remarks			
						2017	2018	2019	2020						
FEDERAL LANDS AGREEMENT															
1	AC-Pend ERFO	ERFO to repair four sites with the El Yunque	Rio Grande	NEPA	F	-	-	-	-	-	-	-			
					TC	-	-	-	-	-	-				
					S	-	-	-	-	-	-				
								T	-	-	-	-	-	-	-
				Pre-Engineering	F	-	-	-	-	-	-	-	-	-	-
					TC	-	-	-	-	-	-	-	-	-	-
					S	-	-	-	-	-	-	-	-	-	-
								T	-	-	-	-	-	-	-
				Design	F	-	-	-	-	-	-	-	-	-	-
					TC	-	-	-	-	-	-	-	-	-	-
					S	-	-	-	-	-	-	-	-	-	-
								T	-	-	-	-	-	-	-
				ROW	F	-	-	-	-	-	-	-	-	-	-
					TC	-	-	-	-	-	-	-	-	-	-
					S	-	-	-	-	-	-	-	-	-	-
				T	-	-	-	-	-	-	-				
Construction	F	-	-	-	-	3,800,000	-	-	-	3,800,000	-				
	TC	-	-	-	-	950,000	-	-	-	950,000	-				
	S	-	-	-	-	250,000	-	-	-	250,000	-				
					T	-	-	5,000,000	-	-	5,000,000	-			
Total Estimated Project Cost						-	-	5,000,000	-	-	5,000,000				
2	AC-Pend	Vieques National Wildlife Refuge - Rehabilitate Route 100, Caracas (Red) beach parking area.	Vieques	NEPA	F	-	-	-	-	-	-	-			
					TC	-	-	-	-	-	-				
					S	-	-	-	-	-	-				
								T	-	-	-	-	-	-	-
				Pre-Engineering	F	-	-	380,000	-	-	-	-	-	380,000	-
					TC	-	-	95,000	-	-	-	-	-	95,000	-
					S	-	-	25,000	-	-	-	-	-	25,000	-
								T	-	-	500,000	-	-	500,000	-
				Design	F	-	-	-	-	-	-	-	-	-	-
					TC	-	-	-	-	-	-	-	-	-	-
					S	-	-	-	-	-	-	-	-	-	-
								T	-	-	-	-	-	-	-
				ROW	F	-	-	-	-	-	-	-	-	-	-
					TC	-	-	-	-	-	-	-	-	-	-
					S	-	-	-	-	-	-	-	-	-	-
				T	-	-	-	-	-	-	-				
Construction	F	-	-	-	-	-	-	-	-	-	-				
	TC	-	-	-	-	-	-	-	-	-	-				
	S	-	-	-	-	-	-	-	-	-	-				
				T	-	-	-	-	-	-	-				
Total Estimated Project Cost						-	500,000	-	-	-	500,000				

GOVERNMENT OF PUERTO RICO
 PUERTO RICO DEPARTMENT OF TRANSPORTATION AND PUBLIC WORKS
 PUERTO RICO HIGHWAY AND TRANSPORTATION AUTHORITY
 STATEWIDE TRANSPORTATION IMPROVEMENT PROGRAM
 FISCAL YEARS 2017-2020**
 FEDERAL LANDS AGREEMENT

Legend:
 F - Federal Funds
 TC - Toll Credits Funds
 S - State /Local Funds
 T - Total Funds

Núm.	AC-Code / Oracle # / Fed # / Program Code	Description	Town	Phase	Fed. Past Obligations / Locally Funded	STIP Fiscal Year				Future Investment	Total Est. Cost	Remarks		
						2017	2018	2019	2020					
3	AC-Pend	Vieques National Wildlife Refuge - Repair Green Beach Parking Area (Route 902)	Vieques	NEPA	F	-	-	-	-	-	-	-		
					TC	-	-	-	-	-	-			
					S	-	-	-	-	-	-			
					T	-	-	-	-	-	-			
				Pre-Engineering	F	-	-	25,126	-	-	-	-	-	25,126
					TC	-	-	6,281	-	-	-	-	-	6,281
					S	-	-	1,653	-	-	-	-	-	1,653
					T	-	-	33,060	-	-	-	-	-	33,060
				Design	F	-	-	-	-	-	-	-	-	-
					TC	-	-	-	-	-	-	-	-	-
					S	-	-	-	-	-	-	-	-	-
					T	-	-	-	-	-	-	-	-	-
				ROW	F	-	-	-	-	-	-	-	-	-
					TC	-	-	-	-	-	-	-	-	-
					S	-	-	-	-	-	-	-	-	-
					T	-	-	-	-	-	-	-	-	-
				Construction	F	-	-	-	-	-	-	-	-	-
					TC	-	-	-	-	-	-	-	-	-
					S	-	-	-	-	-	-	-	-	-
					T	-	-	-	-	-	-	-	-	-
Total Estimated Project Cost						-	-	33,060	-	-	33,060			

Appendix A

STIP 2017-2020 - Bridge Lump Sum Projects*																				
Bridge Projects - RFP for Design						2017					2018					2019			2020	
Line Number	Bridge ID ²	Road	Km	Municipality	Intersected	ZP-10		ZP-20			ZP-10		ZP-20			ZP-10	ZP-20		ZP-10	ZP-20
						Bridge Rehabilitation and Replacement	Bridge Critical Findings	Bridge Rehabilitation and Replacement	Bridge Preservation	Bridge Critical Findings	Bridge Rehabilitation and Replacement	Bridge Critical Findings	Bridge Rehabilitation and Replacement	Bridge Preservation	Bridge Critical Findings	Bridge Rehabilitation and Replacement	Bridge Rehabilitation and Replacement	Bridge Critical Findings	Bridge Rehabilitation and Replacement	Bridge Critical Findings
1	505	PR 603	0.07	UTUADO	GRANDE DE ARECIBO RIVER															
2	1130	PR 145	1.00	CIALES	GRANDE DE MANATI RIVER															
3	1016	PR 18	3.30	SAN JUAN	PR 23 (ROOSEVELT AV.)															
5	116	PR 3	53.00	CEIBA	CEIBA CREEK															
7	950	PR 149	59.30	VILLALBA	JAGUEYES CREEK															
9	2508	PR 913	1.10	SAN LORENZO	HONDA CREEK															
10	2012	PR 18	4.70	SAN JUAN	CHARDON STREET															
11	158	PR 123	59.30	UTUADO	DEPRESSION															
12	261	PR 128	32.60	MARICAO	PRIETO RIVER															
14	1683	OFF PR 603 @1.0	0.01	UTUADO	GUAONICA RIVER															
20	176	PR 14	57.25	AIBONITO	HONDA CREEK															
21	1492	OFF PR 110	0.30	MOCA	CREEK															
22	1531	PR 141	10.00	JAYUYA	CREEK															
23	574	PR 971	17.30	NAGUABO	SANTIAGO RIVER															
24	1381	PR 103	3.60	CABO ROJO	CHANNEL															
31	2681	PR 555	9.30	COAMO	COAMO RIVER															

Bridge Projects - ROW						2017					2018					2019			2020	
Line Number	Bridge ID ²	Road	Km	Municipality	Intersected	ZP-10		ZP-20			ZP-10		ZP-20			ZP-10	ZP-20		ZP-10	ZP-20
						Bridge Rehabilitation and Replacement	Bridge Critical Findings	Bridge Rehabilitation and Replacement	Bridge Preservation	Bridge Critical Findings	Bridge Rehabilitation and Replacement	Bridge Critical Findings	Bridge Rehabilitation and Replacement	Bridge Preservation	Bridge Critical Findings	Bridge Rehabilitation and Replacement	Bridge Rehabilitation and Replacement	Bridge Critical Findings	Bridge Rehabilitation and Replacement	Bridge Critical Findings
16	547	PR 824	2.80	TOA ALTA	CRUZ CREEK															
53	780	PR 143	36.00	OROCOVIS	MATRULLAS RIVER															
65	2161	PR 114	2.20	MAYAGÜEZ	WATERWAY	\$ -														
68	2314	OFF PR 902	0.10	SAN LORENZO	CAYAGUAS RIVER															

* All projects are subject to change.

STIP 2017-2020 - Bridge Lump Sum Projects*

Bridge Projects - Construction						2017					2018					2019			2020		
Line Number	Bridge ID ²	Road	Km	Municipality	Intersected	ZP-10		ZP-20			ZP-10		ZP-20			ZP-10		ZP-20	ZP-10		ZP-20
						Bridge Rehabilitation and Replacement	Bridge Critical Findings	Bridge Rehabilitation and Replacement	Bridge Preservation	Bridge Critical Findings	Bridge Rehabilitation and Replacement	Bridge Critical Findings	Bridge Rehabilitation and Replacement	Bridge Preservation	Bridge Critical Findings	Bridge Rehabilitation and Replacement	Bridge Rehabilitation and Replacement	Bridge Critical Findings	Bridge Rehabilitation and Replacement	Bridge Critical Findings	Bridge Rehabilitation and Replacement
6	194	PR 31	8.80	NAGUABO	BLANCO RIVER																
	1638	VICTOR ROJAS		ARECIBO	GRANDE RIVER																
16	547	PR 824	2.80	TOA ALTA	CRUZ CREEK															\$ 1,500,000	
17	1058	PR 9912	0.10	SAN LORENZO	GRANDE DE LOIZA RIVER																
29	3000	PR 5	18.75	NARANJITO	LA PLATA RIVER																
53	780	PR 143	36.00	OROCOVIS	MATRULLAS RIVER																\$ 98,000
56	2032	PR 2	197.80	YAUCO	PR 128																
65	2161	PR 114	2.20	MAYAGÜEZ	WATERWAY	\$ -															
68	2314	OFF PR 902	0.10	SAN LORENZO	CAYAGUAS RIVER																\$ 195,000
19	1131	PR 29 EASTBOUND	1.40	BAYAMON	HONDO RIVER																\$ 200,000
32	1343	LOCAL ROAD	0.20	SAN LORENZO	EMAJAGUA RIVER																\$ 2,685,000
34	944	PR 2 EASTBOUND	208.70	GUAYANILLA	WATERWAY																\$ 248,000
42	2039	PR 52 SOUTHBOUND	49.50	SALINAS	PR 714 & LA PALMA CREEK																\$ 2,529,000
48	2511	PR 9916	0.02	SAN LORENZO	UNKNOWN CREEK																\$ 290,000
58	2038	PR 52 NORTHBOUND	49.50	SALINAS	PR 714 & LA PALMA CREEK																\$ 3,844,000
62	1132	PR 29 WESTBOUND	1.40	BAYAMON	HONDO RIVER																\$ 2,677,000
66	1471	PR 100	0.80	HORMIGUEROS	GUANAJIBO RIVER																\$ 2,899,000
8	631	PR 200R	0.10	VIEQUES	COFRESI CREEK																\$ 1,484,000
18	1657	PR 861	11.00	TOA ALTA	LA PLATA RIVER																\$ 2,500,000
27	1133	OFF PR 200	0.01	VIEQUES	CREEK																\$ 1,323,000
30	122	PR 3	68.10	NAGUABO	SANTIAGO RIVER																\$ 3,500,000
35	1096	PR 102	35.40	SAN GERMAN	GUANAJIBO RIVER																\$ 2,800,000
1	505	PR 603	0.07	UTUADO	GRANDE DE ARECIBO RIVER																\$ 2,391,000
2	1130	PR 145	1.00	CIALES	GRANDE DE MANATI RIVER																\$ 5,845,000
5	116	PR 3	53.00	CEIBA	CEIBA CREEK																\$ 260,000
7	950	PR 149	59.30	VILLALBA	JAGUEYES CREEK																\$ 379,000
9	2508	PR 913	1.10	SAN LORENZO	HONDA CREEK																\$ 126,000
11	158	PR 123	59.30	UTUADO	DEPRESSION																\$ 150,000
12	261	PR 128	32.60	MARICAO	PRIETO RIVER																\$ 514,000
13	443	PR 951	4.90	LOIZA	ZEQUEIRA CHANNEL																\$ 335,000
14	1683	OFF PR 603 @1.0	0.01	UTUADO	GUAONICA RIVER																\$ 150,000
15	217	PR 106	2.50	MAYAGÜEZ	GANDEL CREEK																\$ 1,705,000
20	176	PR 14	57.25	AIBONITO	HONDA CREEK																\$ 238,000
21	1492	OFF PR 110	0.30	MOCA	CREEK																\$ 126,000
22	1531	PR 141	10.00	JAYUYA	CREEK																\$ 50,000
23	574	PR 971	17.30	NAGUABO	SANTIAGO RIVER																\$ 250,000
24	1381	PR 103	3.60	CABO ROJO	CHANNEL																\$ 131,000
25	2479	PR 174	14.00	BAYAMON	SONADORA CREEK																\$ 2,622,000
26	881	PR 497	2.70	SAN SEBASTIÁN	SONADORA CREEK																\$ 282,000
31	2681	PR 555	9.30	COAMO	COAMO RIVER																\$ 530,000
3	1016	PR 18	3.30	SAN JUAN	PR 23 (ROOSEVELT AV.)																
10	2012	PR 18	4.70	SAN JUAN	CHARDON STREET																

* All projects are subject to change.

Appendix A

Additional Bridge Construction Projects to be Worked for All Bridge Programs ¹						
Line Number	Bridge ID ²	Preliminary Construction Cost Estimate ³	Road	Km	Municipality	Intersected
1	2369	\$ 1,050,000	PR 52	102.30	PONCE	DIRT ROAD
2	284	\$ 436,000	PR 139	22.80	PONCE	DEPRESSION
3	285	\$ 186,000	PR 139	23.80	PONCE	DEPRESSION
4	1733	\$ 1,029,000	PR 111	13.10	SAN SEBASTIÁN	EL SALTO CREEK
5	1825	\$ 8,853,000	PR 187	17.10	LOIZA	GRANDE DE LOIZA RIVER
6	2348	\$ 1,400,000	PR 52	105.60	PONCE	PR 12
7	308	\$ 179,000	PR 149	4.50	JUANA DIAZ	GUANABANA CREEK
8	1123	\$ 3,329,000	PR 359	0.30	YAUCO	PR 2
9	1086	\$ 942,000	PR 163 EASTBOUND	1.30	PONCE	PORTUGUES RIVER
10	702	\$ 2,189,000	PR 681	2.00	ARECIBO	TIBURONES CHANNEL
11	1142	\$ 1,464,000	PR 418	0.50	AGUADILLA	CULEBRINAS RIVER
12	1325	\$ 97,000	PR 757	4.00	PATILLAS	DEL APEADERO RIVER
13	1316	\$ 39,000	LOCAL ROAD	0.10	SAN LORENZO	EMAJAGUA RIVER
14	1251	\$ 3,398,000	PR 52 SOUTHBOUND	1.00	SAN JUAN	PR 177
15	2697	\$ 500,000	OFF PR 852	0.60	TRUJILLO ALTO	UNKNOWN CREEK
16	1355	\$ 600,000	OFF PR 123 AT 46.2	0.10	ADJUNTAS	GRANDE DE ARECIBO RIVER
17	1730	\$ 345,000	LOCAL ROAD	0.30	COAMO	DESCALABRADO RIVER
18	494	\$ 540,000	PR 524	4.00	ADJUNTAS	PELLEJAS RIVER
19	1082	\$ 64,000	PR 935	3.80	JUNCOS	LOS CHINOS CREEK
20	2458	\$ 6,277,000	PR 26	9.00	CAROLINA	LOS ANGELES AVENUE
21	399	\$ 225,000	PR 176	6.50	SAN JUAN	LAS CURÍAS CREEK
22	1085	\$ 942,000	PR 163 WESTBOUND	1.30	PONCE	PORTUGUES RIVER
23	1199	\$ 563,000	PR 623	1.80	ARECIBO	TANANA RIVER
24	1250	\$ 2,848,000	PR 52 NORTHBOUND	1.00	SAN JUAN	PR 177
25	879	\$ 239,000	PR 111	1.55	UTUADO	UTUADO CREEK
26	382	\$ 46,000	PR 7731	0.85	CAYEY	LA PLATA RIVER
27	1373	\$ 1,100,000	PR 132	25.00	PONCE	CAÑAS RIVER
28	1361	\$ 424,000	PR 535	5.90	JUANA DIAZ	DESCALABRADO RIVER
29	2516	\$ 1,026,000	PR 204	0.99	LAS PIEDRAS	PR 30
30	2578	\$ 92,000	OFF PR 182@14.2	0.01	YABUCOA	GUAYANES RIVER
31	143-T	\$ 2,173,000	PR 123	0.20	PONCE	TIDAL WATERS CHANNEL
32	358-T	\$ 312,000	PR 162	5.50	BARRANQUITAS	USABON RIVER
33	511-T	\$ 710,000	PR 647	8.20	VEGA ALTA	CIBUCO RIVER
34	2507-T	\$ 360,000	OFF PR 636	0.01	ARECIBO	TANAMA RIVER
35	178-T	\$ 298,000	PR 14	65.60	CAYEY	TOITA CREEK
36	1124-T	\$ 984,000	PR 890	0.04	BAYAMON	HONDO RIVER
37	1621-T	\$ 2,099,000	PR 187	0.10	RIO GRANDE	LA VEGA CREEK
38	121-T	\$ 3,952,000	PR 3	61.50	NAGUABO	PALMAS CREEK
39	548-T	\$ 230,000	RURAL LOCAL ROAD	2.40	GUAYANILLA	YAUCO RIVER
40	878-T	\$ 1,037,000	PR 111	3.20	UTUADO	VIVI RIVER
41	612-T	\$ 712,000	PR 536	6.50	SANTA ISABEL	DESCALABRADO RIVER
		\$ 53,289,000				

Notes:

- 1) These projects are based on the priorities and inspection reports available on July 2016. The final list of project and their order of execution and bidding may varies.
- 2) Bridge Numbers followed with letter "T" have a temporary bridge installed (Example: "999-T").
- 3) Preliminary estimate based on deck area and typical construction unit cost for the expected scope.

Appendix B

Safety Projects*

2016-2017

PROJECT DESCRIPTION	Municipality / Federal Area	COST				
		TOTAL	MP-30	MP-40	MP-50	Toll Credits
AC- 990134 Upgrade of Safety Devices in the Highway System						
Upgrade of Safety Devices in the Highway System PR-66 km 0 to km 20	Carolina - Canonovanas	\$ 7,173,465.00	\$ 5,756,705.66			\$ 1,416,759.34
SUBTOTAL		\$7,173,465.00				
AC-990135 Safety Improvements Islandwide						
Safety Corridor PR-52 Km 49 to km 52.3	Salinas	\$ 3,424,227.00	\$ 2,747,942.17			\$ 676,284.83
Safety Corridor PR-52 km 55.3 to km 61	Salinas	\$ 3,676,500.00	\$ 2,950,391.25			\$ 726,108.75
Safety Corridor PR-20 Km 0 to km 10	Guaynabo	\$ 16,976,051.00	\$ 13,623,280.93			\$ 3,352,770.07
Safety Improvements PR-152 from km 0 to km 11.5	Barranquitas / Naranjito	\$ 1,980,001.00	\$ 1,588,950.80			\$ 391,050.20
Safety Improvements PR-152 from km 13 to km 20.5	Barranquitas / Naranjito	\$ 1,375,001.00	\$ 1,103,438.30			\$ 271,562.70
SUBTOTAL		\$ 27,431,780.00				

*All Projects are subject to change.

Appendix B

Safety Projects*

2017-2018

PROJECT DESCRIPTION	Municipality / Federal Area	COST				
		TOTAL	MP-30	MP-40	MP-50	Toll Credits
AC-990144 Upgrade of Safety Devices in the Highway System						
Safety Improvements PR-10 KM 0 @ KM 29	Ponce - Adjuntas	\$ 14,356,261.00	\$ 11,520,899.45			\$ 2,835,361.55
SUBTOTAL		\$ 14,356,261.00				
AC-990145 Safety Improvements Islandwide						
Safety Corridor PR-173 km 0 @ km 9	Aibonito - Cidra	\$2,025,939.95	\$1,625,816.81			\$ 400,123.14
Safety Improvements PR-12 km 0 @ km 7	Ponce	\$4,433,270.05	\$3,557,699.22			\$ 875,570.83
SUBTOTAL		\$6,459,210.00				
AC-800493 SHSP Funds						
RFP SHSP Update and Implementation	All	\$2,500,000.00	\$2,006,250.00			\$ 493,750.00
SUBTOTAL		\$2,500,000.00				
TOTALS		\$ 23,315,471.00				
Safety Corridor PR-152 Km 11 @ Km 13.5	Barranquitas - Naranjito	\$ 3,800,000.00		\$ 1,524,750.00	\$ 1,524,750.00	\$ 750,500.00
SUBTOTAL		\$3,800,000.00				

*All Projects are subject to change.

Appendix B

Safety Projects*

2018-2019

PROJECT DESCRIPTION	Municipality / Federal Area	COST				Toll Credits
		TOTAL	MP-30	MP-40	MP-50	
AC-990155 Upgrade of Safety Devices in the Highway System						
Safety Corridor PR-167 km 0 @ km 9	Comerío	\$4,170,000.00	\$3,346,425.00			\$ 823,575.00
Safety Corridor PR-52 Km 38 @ Km 49	Cayey - Salinas	\$9,284,000.00	\$7,450,410.00			\$ 1,833,590.00
SUBTOTAL		\$13,454,000.00				
AC-800514 Safety Improvements Islandwide						
Safety Corridor PR-149 Km 0 @ Km 12.8	Manatí - Ciales	\$4,269,684.21	\$3,426,421.58			\$ 843,262.63
Safety Corridor PR-102 Km 7.8 @ Km 17.8	Cabo Rojo	\$3,000,000.00	\$2,407,500.00			\$ 592,500.00
Safety Corridor PR -52 Km 52.3 @ km 55.3	Salinas	\$3,000,000.00	\$2,407,500.00			\$ 592,500.00
Geometric Improvements on De Diego Avenue (PR-37)	San Juan	\$2,250,000.00	\$1,805,625.00			\$ 444,375.00
SUBTOTAL		\$12,519,684.21				
AC-800515 SHSP Funds						
Safety Corridor PR-115 km 0 @ km 10	Añasco- Rincon	\$3,000,000.00	\$2,407,500.00			\$ 592,500.00
Safety Corridor PR-115 km 10 @ km 20	Rincon-Aguada	\$3,000,000.00	\$2,407,500.00			\$ 592,500.00
SUBTOTAL		\$6,000,000.00				
TOTALS		\$31,973,684.21				
Safety Corridor PR-385 Km 0 @ Km 5	Peñuelas	\$ 3,800,000.00		\$ 1,524,750.00	\$ 1,524,750.00	\$ 750,500.00
SUBTOTAL		\$3,800,000.00				

*All Projects are subject to change.

Appendix B

Safety Projects*

2019-2020

PROJECT DESCRIPTION	Municipality / Federal Area	COST				
		TOTAL	MP-30	MP-40	MP-50	Toll Credits
AC-800519 Upgrade of Safety Devices in the Highway System						
Safety Corridor PR-137 KM 0 @ 9	Vega Baja - Morovis	\$5,000,000.00	\$4,012,500.00			\$ 987,500.00
SUBTOTAL		\$5,000,000.00				
AC-800521 Safety Improvements Islandwide						
Safety Corridor PR-203 Km 0 @ Km 7.1	Gurabo - San Lorenzo	\$6,196,000.00	\$4,972,290.00			\$ 1,223,710.00
Safety Corridor PR-189 KM 0 @ 11	Gurabo	\$4,000,000.00	\$3,210,000.00			\$ 790,000.00
Safety Corridor PR-176 Km 0 @ Km 4	San Juan	\$1,100,000.00	\$882,750.00			\$ 217,250.00
Safety Corridor PR-101 Km 0 @ Km 10	San German - Lajas	\$4,046,000.00	\$3,246,915.00			\$ 799,085.00
Safety Corridor PR-183 Km 0 @ Km 10	Caguas - San Lorenzo	\$5,406,372.00	\$4,338,613.53			\$ 1,067,758.47
Safety Corridor PR-116 Km 3 @ Km 14	Lajas	\$4,200,000.00	\$3,370,500.00			\$ 829,500.00
SUBTOTAL		\$24,948,372.00				
AC-800520 SHSP Funds						
Geometric and Safety Improvements Intersection PR-29	Bayamon	\$1,000,000.00	\$802,500.00			
Safety Corridor PR-420 km. 0 @ km 9	Moca	\$2,801,628.00	\$2,248,306.47			
SUBTOTAL		\$3,801,628.00				
		\$33,750,000.00				
Safety Corridor PR-101 Km 10 @ Km 20	Lajas - Cabo Rojo	\$3,800,000.00		\$ 1,524,750.00	\$ 1,524,750.00	\$ 750,500.00
SUBTOTAL		\$3,800,000.00				

*All Projects are subject to change.

Appendix C

Pavement Projects*															
								2016-17		2017-18		2018-19		2019-20	
Road	Pavement Type	From	To	Lanes	Length	Estimate Cost	Municipality	Preserv Cost	Rehab Cost	Preserv Cost	Rehab Cost	Preserv Cost	Rehab Cost	Preserv Cost	Rehab Cost
1	Asphalt	0.0	4.0	1.75	4.00	\$ 2,720,688	San Juan								
2	Asphalt	1.0	6.0	2.9	5.0	\$ 4,607,100	Guaynabo							\$ 4,607,100	
2	Asphalt	88.0	100.0		12.0	\$ 15,702,000	Hat-Camuy-Queb				\$ 15,702,000				
2	Asphalt	125.5	125.9	2	0.4	\$ 384,000	Aguadilla							\$ 384,000	
2	Asphalt	145.0	152.0	2	7.00	\$ 4,627,196	Mayaguez								\$ 4,627,196
2	Asphalt	180.0	182.0	2	2.0	\$ 1,343,600	Sabana Grande							\$ 1,343,600	
2	Concrete	187.0	195.0	2	8.01	\$ 10,049,100	Guanica								
3	Concrete	42.5	47.6	2	5.12	\$ 8,690,808	Luquillo								\$ 8,690,808
8	Asphalt/Concrete	0.0	4.6	2	4.60	\$ 4,149,292	Rio Piedras				\$ 4,149,292				
30	Concrete	25.8	28.5	2	2.73	\$ 4,296,877	Humacao								\$ 4,296,877
30	Asphalt	8.5	14.7	4	6.20	\$ 4,429,999	Gurabo				\$ 7,126,109				
52	Concrete	66.6	77.0	2	10.45	\$ 28,846,355	Santa Isabel		\$ 32,172,982						
52	Concrete	95.0	99.0	2	4.0	\$ 4,377,853	Ponce				\$ 4,377,853				
52	Asphalt	99.0	106.0	2	7.00	\$ 9,520,000	Ponce				\$ 9,520,000				
53	Concrete	0.0	7.2	2	7.24	\$ 5,582,073	Fajardo				\$ 5,582,073				
53	Asphalt	69.0	71.0	1	2.00	\$ 599,600	Patillas								\$ 1,399,600
53	Concrete	81.0	94.0	2	13.00	\$ 22,544,470	Guayama**				\$ 3,753,759		\$ 14,820,069		\$ 3,970,642
60	Concrete	0.0	4.0	2	4.00	\$ 5,047,500	Humacao								\$ 1,506,840
102	Concrete	31.0	33.0	1	2.00	\$ 1,341,000	San Germán								\$ 1,341,000
123	Asphalt	75.0	77.0	1	2.00	\$ 1,520,480	Arecibo								\$ 1,520,480
129	Asphalt	27.0	31.0	1	4.00	\$ 2,194,480	Lares								\$ 2,194,480
167	Asphalt	14.2	15.6	1	1.38	\$ 1,268,520	Toa Alta								\$ 1,829,573
25R	Asphalt	0.0	4.0	1	4.0	\$ 2,395,160	San Juan							\$ 2,395,160	

* All projects are subject to change.

** Advance Construction Funds will be utilized.

Puerto Rico Transportation and Highway Authority ITS Projects* TIP 2017-2020			
	Project Description	Procurement Method	Budget
FY 2016-17	Traffic Management Center Operation (1 year)	Existing Contract Amendment	\$900,000
	FY 2016-17 Total		\$900,000
FY 2017-18	PR-26/PR-66 ITS Devices Preventive Maintenance (3 years)	Request for Proposals	\$1,800,000
	PR-1, PR-2 and PR-20 Expressways ITS Device Deployment Design	Request for Proposals	\$575,000
FY 2017-18 Total			\$2,375,000
FY 2018-19	PR-1,PR-2 and PR-20 ITS Devices Deployment Construction	To be determined	\$3,400,000
	FY 2018-19 Total		\$3,400,000
FY 2019-20	PR-18, PR-26, PR-30 and PR-52 Highway Safety Patrols (2 years)	Request for Proposals	\$3,236,842
	PR-1, PR-2 and PR-20 ITS Devices Preventive Maintenance (3 years)	Request for Proposals	\$2,500,000
FY 2019-2020 Total			\$5,736,842

* All projects are subject to change without notice.

GOVERNMENT OF PUERTO RICO
 PUERTO RICO DEPARTMENT OF TRANSPORTATION AND PUBLIC WORKS
 PUERTO RICO HIGHWAY AND TRANSPORTATION AUTHORITY
 STATEWIDE TRANSPORTATION IMPROVEMENT PROGRAM
 FISCAL YEARS 2017-2020**
ADMINISTRATIVE MODIFICATION

Legend:
 F - Federal Funds
 TC - Toll Credits Funds
 S - State /Local Funds
 T - Total Funds

Project As Previously Described

Núm.	AC-Code / Oracle # / Fed # / Program	Description	Town	Phase	STIP Year	Fed. Past Obligations /	STIP Fiscal Year				Future Investment	Total Est. Cost	Remarks
							2017	2018	2019	2020			
9	AC-520130 T000522130 ZP-10, ZP-20, ZP-30	Congestion Managed Lanes - Phase 1 - PR-52 -San Juan (km. 0.30 to km. 9.16) - Two additional lanes on the median of PR-18 and PR-52 from San Juan to Caguas. These lanes will be managed using dynamic tolling to provide a reliable travel time for users. These lanes will be reversible (AM northbound and PM southbound).	San Juan Trujillo Alto Caguas	NEPA		F	-	-	-	-	-	-	-
						TC	-	-	-	-	-	-	
						S	-	-	-	-	-	-	
						T	-	-	-	-	-	-	
				Pre-Engineering	F	-	-	-	-	-			
					TC	-	-	-	-	-			
					S	-	-	-	-	-			
					T	-	-	-	-	-			
				Design	F	-	-	-	-	-			
					TC	-	-	-	-	-			
					S	-	-	-	-	-			
					T	-	-	-	-	-			
				ROW	F	-	-	-	-	-			
					TC	-	-	-	-	-			
					S	-	-	-	-	-			
					T	-	-	-	-	-			
Construction	2017	F	-	28,109,192	-	-	-	-	-	28,109,192	Please see Project Modification below		
	TC	-	3,930,940	-	-	-	-	3,930,940					
	S	-	329,400	-	-	-	-	329,400					
	T	-	32,369,532	-	-	-	-	32,369,532					
Total Estimated Project Cost						-	32,369,532	-	-	-	-	32,369,532	

The above-mentioned project will be divided into three individual projects. They are:

1	AC-520130 TCN0522130 ZP-52(46) ZP-10, ZP-20, ZP-30	DTL Phase 1 - Unit 1 at PR-52 from km 3.1 to km 5.3	San Juan Trujillo Alto Caguas	Construction	2017	F	-	11,230,735	-	-	-	-	11,230,735	Project Phase Obligated in FY 2017
						TC	-	1,247,859	-	-	-	-	1,247,859	
						S	-	113,400	-	-	-	-	113,400	
						T	-	12,591,995	-	-	-	-	12,591,995	
2	AC-520141 TCN0522141 ZP-52(53) ZP-10, ZP-20, ZP-30	DTL Phase 1 - Unit 2 at PR-52 from km 5.3 to km. 6.9	San Juan Trujillo Alto Caguas	Construction	2017	F	-	10,285,442	-	-	-	-	10,285,442	Project Phase Obligated in FY 2017
						TC	-	1,142,827	-	-	-	-	1,142,827	
						S	-	108,000	-	-	-	-	108,000	
						T	-	11,536,269	-	-	-	-	11,536,269	
3	AC-520142 TCN0522142 ZP-52(54) ZP-10, ZP-20, ZP-30	DTL Phase 1 - Unit 3 at PR-52 from km 6.9 to km. 9.16	San Juan Trujillo Alto Caguas	Construction	2017	F	4,036,384	6,593,015	-	-	-	-	10,629,399	Project Phase Obligated in FY 2017
						TC	1,009,096	1,540,254	-	-	-	-	2,549,350	
						S	265,552	108,000	-	-	-	-	373,552	
						T	5,311,031	8,241,269	-	-	-	-	13,552,300	
Total Estimated Cost for DTL Phase 1						-	32,369,532	-	-	-	-	37,680,563		

GOVERNMENT OF PUERTO RICO
 PUERTO RICO DEPARTMENT OF TRANSPORTATION AND PUBLIC WORKS
 PUERTO RICO HIGHWAY AND TRANSPORTATION AUTHORITY
 STATEWIDE TRANSPORTATION IMPROVEMENT PROGRAM
 FISCAL YEARS 2017-2020**
PROJECTS POSTPONED

Legend:
 F - Federal Funds
 TC - Toll Credits Funds
 S - State/Local Funds
 T - Total Funds

Núm.	AC-Code / Oracle # / Fed # / Program Code	Description	Town	Phase	Fed. Past Obligations / Locally Funded	STIP Fiscal Year				Future Investment	Total Est. Cost	Remarks		
						2017	2018	2019	2020					
PROJECTS POSTPONED														
1		Reversible Dynamic Toll Flyover Int. PR-2 and PR-22 (Kennedy-De Diego Expressway New Peak Period Access) Longitude .7kms	San Juan	NEPA	F	-	-	-	-	-	-	-		
					TC	-	-	-	-	-	-			
					S	-	-	-	-	-	-			
					T	-	-	-	-	-	-			
				Pre-Engineering	F	-	-	-	-	-	-	-	-	-
					TC	-	-	-	-	-	-	-	-	-
					S	-	-	-	-	-	-	-	-	-
					T	-	-	-	-	-	-	-	-	-
				Design	F	-	-	-	-	-	-	-	-	-
					TC	-	-	-	-	-	-	-	-	-
					S	-	-	-	-	-	-	-	-	-
					T	-	-	-	-	-	-	-	-	-
				ROW	F	-	-	-	-	-	-	-	-	-
					TC	-	-	-	-	-	-	-	-	-
					S	-	-	-	-	-	-	-	-	-
					T	-	-	-	-	-	-	-	-	-
Construction	F	-	-	-	-	-	-	9,998,533	9,998,533	Project has been Postponed				
	TC	-	-	-	-	-	-	2,499,633	2,499,633					
	S	-	-	-	-	-	-	657,798	657,798					
	T	-	-	-	-	-	-	13,155,964	13,155,964					
Total Estimated Project Cost						-	-	-	-	-	13,155,964	13,155,964		
2	AC-047205 Y000472005 MP-472(2) ZP-10	Isabela Connector from PR-472 to PR-112	San Juan	NEPA	F	191,004	-	-	-	-	-	191,004		
					TC	47,751	-	-	-	-	-	47,751		
					S	6,325	-	-	-	-	-	6,325		
					T	245,080	-	-	-	-	-	245,080		
				Pre-Engineering	F	-	-	-	-	-	-	-	-	
					TC	-	-	-	-	-	-	-	-	
					S	-	-	-	-	-	-	-	-	
					T	-	-	-	-	-	-	-	-	
				Design	F	-	-	-	-	-	-	570,000	570,000	Project has been Postponed
					TC	-	-	-	-	-	-	142,500	142,500	
					S	-	-	-	-	-	-	37,500	37,500	
					T	-	-	-	-	-	-	750,000	750,000	
				ROW	F	-	-	-	-	-	-	570,000	570,000	
					TC	-	-	-	-	-	-	142,500	142,500	
					S	-	-	-	-	-	-	37,500	37,500	
					T	-	-	-	-	-	-	750,000	750,000	
Construction	F	-	-	-	-	-	-	3,403,560	3,403,560					
	TC	-	-	-	-	-	-	850,890	850,890					
	S	-	-	-	-	-	-	223,918	223,918					
	T	-	-	-	-	-	-	4,478,368	4,478,368					
Total Estimated Project Cost						245,080	-	-	-	-	5,978,368	6,223,448		

GOVERNMENT OF PUERTO RICO
 PUERTO RICO DEPARTMENT OF TRANSPORTATION AND PUBLIC WORKS
 PUERTO RICO HIGHWAY AND TRANSPORTATION AUTHORITY
 STATEWIDE TRANSPORTATION IMPROVEMENT PROGRAM
 FISCAL YEARS 2017-2020**
PROJECTS POSTPONED

Legend:
 F - Federal Funds
 TC - Toll Credits Funds
 S - State/Local Funds
 T - Total Funds

Núm.	AC-Code / Oracle # / Fed # / Program Code	Description	Town	Phase	Fed. Past Obligations / Locally Funded	STIP Fiscal Year				Future Investment	Total Est. Cost	Remarks		
						2017	2018	2019	2020					
3	AC-100055 P000010155 QPI-10(47) ZP-20	Isabela Connector from PR-472 to PR-112	San Juan	NEPA	F	-	-	-	-	-	-	-		
					TC	-	-	-	-	-	-			
					S	-	-	-	-	-	-			
					T	-	-	-	-	-	-			
				Pre-Engineering	F	-	-	-	-	-	-	-	-	-
					TC	-	-	-	-	-	-	-	-	-
					S	812,101	-	-	-	-	-	-	812,101	-
					T	812,101	-	-	-	-	-	-	812,101	-
				Design	F	-	-	-	-	-	-	-	-	-
					TC	-	-	-	-	-	-	-	-	-
					S	-	-	-	-	-	-	-	-	-
					T	-	-	-	-	-	-	-	-	-
				ROW	F	-	-	-	-	-	-	2,403,500	2,403,500	Project has been Postponed
					TC	-	-	-	-	-	-	600,875	600,875	
					S	-	-	-	-	-	-	158,125	158,125	
T	-	-	-		-	-	-	3,162,500	3,162,500					
Construction	F	-	-	-	-	-	-	24,320,000	24,320,000	Project has been Postponed				
	TC	-	-	-	-	-	-	6,080,000	6,080,000					
	S	-	-	-	-	-	-	1,600,000	1,600,000					
	T	-	-	-	-	-	-	32,000,000	32,000,000					
Total Estimated Project Cost					812,101	-	-	-	-	35,162,500	35,974,601			
4	AC-100069 R000010169 LP-10(63) ZP-10, ZP-20	PR-10 RELOCATION FROM STA. 37+80.00 HASTA STA. 57+00.00, SEC. II LENGTH 0.41	Utua Adjuntas	NEPA	F	-	-	-	-	-	-	-		
					TC	-	-	-	-	-	-			
					S	-	-	-	-	-	-			
					T	-	-	-	-	-	-			
				Pre-Engineering	F	-	-	-	-	-	-	-	-	-
					TC	-	-	-	-	-	-	-	-	-
					S	4,760,663	-	-	-	-	-	-	4,760,663	-
					T	4,760,663	-	-	-	-	-	-	4,760,663	-
				Design	F	-	-	-	-	-	-	-	-	-
					TC	-	-	-	-	-	-	-	-	-
					S	-	-	-	-	-	-	-	-	-
					T	-	-	-	-	-	-	-	-	-
				ROW	F	2,247,828	-	-	-	-	-	-	2,247,828	Project has been Postponed
					TC	553,204	-	-	-	-	-	-	553,204	
					S	-	-	-	-	-	-	-	-	
T	2,801,031	-	-		-	-	-	-	2,801,031					
Construction	F	-	-	-	-	-	-	18,639,570	18,639,570	Project has been Postponed				
	TC	-	-	-	-	-	-	4,659,893	4,659,893					
	S	-	-	-	-	-	-	1,226,288	1,226,288					
	T	-	-	-	-	-	-	24,525,750	24,525,750					
Total Estimated Project Cost					7,561,694	-	-	-	-	24,525,750	32,087,444			

Fund Reconciliation

Re-obligation of Deobligated Projects

The following projects have been deobligated due to inactivity. They will be reobligated under the fiscal year stated with the funding that is available per funding code. This activity will not affect the fiscally constraint STIP. The availability of funds comes from the deobligated and liquidated projects.

Funding Code	Funding Available	Funding Programmed	Funding Code	Funding Available	Funding Programmed
MP1E	\$ 29,055.63	\$ 29,055.63	ZP20	\$ 35,835,820.34	\$ 35,835,820.34
MP2E	\$ 882,117.49	\$ 882,117.49	ZP30	\$ 23,413,169.21	\$ 23,413,169.21
MP3E	\$ 2,855,211.63	\$ 2,855,211.63			
ZP10	\$ 21,577,064.26	\$ 21,577,064.26			
Total			Total		
			\$ 84,592,438.56		

Code	AC #	Description	Municipality	Project Phase	Num	Federal Share	Toll Credits	Total Federal Funds	State	Total Amount
MP-1E	014076	Bridge 1828, PR-140	Barceloneta	C	10	\$ 23,244.50	\$ 5,811.13	\$ 29,055.63	-	\$ 29,055.63
MP-2E	200200	Design & NEPA Int. PR-2 and PR-114	Mayaguez	D - N	1	\$ 29,549.20	\$ 7,387.30	\$ 36,936.50	-	\$ 36,936.50
	001870	DTL Phase 3	San Juan - Caguas - Trujillo Alto	C	7	\$ 384,524.80	\$ 96,131.20	\$ 480,656.00	-	\$ 480,656.00
	800494	Traffic Signal Systems - PR-2	Moca - Hormigueros	C	19	\$ 291,619.99	\$ 72,905.00	\$ 364,524.99	-	\$ 364,524.99
MP-3E	301127	Geometric and Safety Improvements, PR-3	Carolina	C	2	\$ 1,761,651.55	\$ 440,412.89	\$ 2,202,064.44	-	\$ 2,202,064.44
	001870	DTL Phase 3	San Juan - Caguas - Trujillo Alto	C	7	\$ 522,517.75	\$ 130,629.44	\$ 653,147.19	-	\$ 653,147.19
ZP-10	012327	Bridge 1355, PR-132	Adjuntas	D	8	\$ 72,000.00	\$ 18,000.00	\$ 90,000.00	-	\$ 90,000.00
	013934	Bridge 284 PR-136 km 22.8	Ponce	C	9	\$ 89,233.60	\$ 22,308.40	\$ 111,542.00	-	\$ 111,542.00
	014076	Bridge 1828, PR-140	Barceloneta	C	10	\$ 13,262.70	\$ 3,315.67	\$ 16,578.37	-	\$ 16,578.37
	014514	Bridge 1130, PR-145	Ciales	C	11	\$ 180,916.00	\$ 45,229.00	\$ 226,145.00	-	\$ 226,145.00
	800319	Bridge 172 Over Descalabrado River, PR-150	Coamo	C	12	\$ 279,537.60	\$ 69,884.40	\$ 349,422.00	-	\$ 349,422.00
	801271	Bridge 172 Over Descalabrado River, PR-150	Coamo	C	16	\$ 964,895.20	\$ 241,223.80	\$ 1,206,119.00	-	\$ 1,206,119.00
	017417	Bridge 2479, PR-174 km 14.0	Bayamon	D	13	\$ 240,000.00	\$ 60,000.00	\$ 300,000.00	-	\$ 300,000.00
	062305	Bridge 1199, PR623 km 1.8	Arecibo	D	14	\$ 90,729.60	\$ 22,682.40	\$ 113,412.00	-	\$ 113,412.00
	992904	Bridge 1851, PR-9929	San Lorenzo	C	15	\$ 134,714.40	\$ 33,678.60	\$ 168,393.00	-	\$ 168,393.00
	800478	Bridges 631 - Cofresi & 1133 - Unknown	Vieques	D	17	\$ 267,243.20	\$ 66,810.80	\$ 334,054.00	-	\$ 334,054.00
	520131	DTL Phase 2	San Juan - Caguas - Trujillo Alto	C	6	\$ 10,015,944.02	\$ 2,503,986.00	\$ 12,519,930.02	-	\$ 12,519,930.02
	001870	DTL Phase 3	San Juan - Caguas - Trujillo Alto	C	7	\$ 4,913,175.10	\$ 1,228,293.77	\$ 6,141,468.87	-	\$ 6,141,468.87
ZP-20	200200	Design & NEPA Int. PR-2 and PR-114	Mayaguez	D - N	1	\$ 873,369.54	\$ 218,342.39	\$ 1,091,711.93	709,894.57	\$ 1,801,606.50
	520120	Bridges 2271, 2335, 2370, 2372 on PR-52	Ponce	C	5	\$ 9,078,320.00	\$ 2,269,580.00	\$ 11,347,900.00	226,958.00	\$ 11,574,858.00
	800494	Traffic Signal Systems - PR-2	Moca - Hormigueros	C	19	\$ 1,458,220.01	\$ 364,555.00	\$ 1,822,775.01	-	\$ 1,822,775.01
	000218	Feasibility Study Aguadilla Airport	Aguadilla	PE	21	\$ 521,680.00	\$ 130,420.00	\$ 652,100.00	-	\$ 652,100.00
	200277	TIGER Project - Caparra Interchange	Guaynabo	C	20	\$ 3,600,000.00	\$ 900,000.00	\$ 4,500,000.00	-	\$ 4,500,000.00
	220124	RFP NorthWest Corridor Hatillo-Aguadilla	Hatillo-Aguadilla	PE	18	\$ 800,000.00	\$ 200,000.00	\$ 1,000,000.00	-	\$ 1,000,000.00
	520131	DTL Phase 2	San Juan - Caguas - Trujillo Alto	C	6	\$ 4,004,000.00	\$ 1,001,000.00	\$ 5,005,000.00	-	\$ 5,005,000.00
	001870	DTL Phase 3	San Juan - Caguas - Trujillo Alto	C	7	\$ 8,333,066.72	\$ 2,083,266.68	\$ 10,416,333.40	-	\$ 10,416,333.40
ZP-30	301127	Geometric and Safety Improvements, PR-3	Carolina	C	2	\$ 797,826.85	\$ 199,456.71	\$ 997,283.56	-	\$ 997,283.56
	301141	Safety Improvements PR-3	Carolina - Rio Grande	C	3	\$ 5,144,832.00	\$ 1,286,208.00	\$ 6,431,040.00	-	\$ 6,431,040.00
	520131	DTL Phase 2	San Juan - Caguas - Trujillo Alto	C	6	\$ 5,600,000.00	\$ 1,400,000.00	\$ 7,000,000.00	-	\$ 7,000,000.00
	001870	DTL Phase 3	San Juan - Caguas - Trujillo Alto	C	7	\$ 5,757,684.52	\$ 1,439,421.13	\$ 7,197,105.65	-	\$ 7,197,105.65
	003510	SJ Traffic Signal System & PR-1 Improvements	San Juan	C	4	\$ 1,430,192.00	\$ 357,548.00	\$ 1,787,740.00	-	\$ 1,787,740.00
Grand Total						\$ 67,673,950.85	\$ 16,918,487.71	\$ 84,592,438.56	\$ 936,852.57	\$ 85,529,291.13

PUERTO RICO DEPARTMENT OF TRANSPORTATION AND PUBLIC WORKS
 PUERTO RICO HIGHWAY AND TRANSPORTATION AUTHORITY
 STATEWIDE TRANSPORTATION IMPROVEMENT PROGRAM
 FISCAL YEARS 2017-2020**
DEOBLIGATED PROJECTS TO BE REOBLIGATED

Legend:
 F - Federal Funds
 TC - Toll Credits Funds
 S - State /Local Funds
 T - Total Funds

Núm.	AC-Code / Oracle # / Fed # / Program Code	Description	Town	Phase	Fed. Past Obligations /	TIP Fiscal Year				Future Investment	Total Est. Cost	Remarks		
						2017	2018	2019	2020					
1	AC-200200 P000002400 0002073 MP-2E, ZP-20	Design and NEPA Int. PR-2 and PR-114	Mayaguez	NEPA	F	-	-	-	-	-	-	-		
					TC	-	-	-	-	-	-			
					S	-	-	-	-	-	-			
					T	-	-	-	-	-	-			
				Pre-Engineering	F	-	-	-	-	-	-	-	-	-
					TC	-	-	-	-	-	-	-	-	-
					S	-	-	-	-	-	-	-	-	-
					T	-	-	-	-	-	-	-	-	-
				Design	F	-	-	902,919	-	-	-	-	-	902,919
					TC	-	-	225,730	-	-	-	-	-	225,730
					S	-	-	709,895	-	-	-	-	-	709,895
					T	-	-	1,838,543	-	-	-	-	-	1,838,543
				ROW	F	-	-	-	-	-	-	1,600,000	1,600,000	ROW programmed in the STIP
					TC	-	-	-	-	-	-	400,000	400,000	
					S	-	-	-	-	-	-	-	-	
					T	-	-	-	-	-	-	2,000,000	2,000,000	
Construction	F	-	-	-	-	-	-	16,606,000	16,606,000	Estimated Time of Completion 2023				
	TC	-	-	-	-	-	-	4,151,500	4,151,500					
	S	-	-	-	-	-	-	1,092,500	1,092,500					
	T	-	-	-	-	-	-	21,850,000	21,850,000					
Total Estimated Project Cost						-	-	1,838,543	-	-	23,850,000	25,688,543		
2	AC-301127 F000003327 0003041 MP-3E, ZP-30	Geometric and Safety Improvements, Highway PR-3 Intersection with UPR Hospital	Carolina	NEPA	F	-	-	-	-	-	-	-		
					TC	-	-	-	-	-	-			
					S	-	-	-	-	-	-			
					T	-	-	-	-	-	-			
				Pre-Engineering	F	-	-	-	-	-	-	-	-	
					TC	-	-	-	-	-	-	-	-	
					S	-	-	-	-	-	-	-	-	
					T	-	-	-	-	-	-	-	-	
				Design	F	-	-	-	-	-	-	-	-	
					TC	-	-	-	-	-	-	-	-	
					S	-	-	-	-	-	-	-	-	
					T	-	-	-	-	-	-	-	-	
				ROW	F	-	-	-	-	-	-	-	-	
					TC	-	-	-	-	-	-	-	-	
					S	-	-	-	-	-	-	-	-	
					T	-	-	-	-	-	-	-	-	
Construction	F	-	-	2,559,478	-	-	-	-	2,559,478					
	TC	-	-	639,870	-	-	-	-	639,870					
	S	-	-	-	-	-	-	-	-					
	T	-	-	3,199,348	-	-	-	-	3,199,348					
Total Estimated Project Cost						-	-	3,199,348	-	-	3,199,348			

PUERTO RICO DEPARTMENT OF TRANSPORTATION AND PUBLIC WORKS
 PUERTO RICO HIGHWAY AND TRANSPORTATION AUTHORITY
 STATEWIDE TRANSPORTATION IMPROVEMENT PROGRAM
 FISCAL YEARS 2017-2020**
DEOBLIGATED PROJECTS TO BE REOBLIGATED

Legend:
 F - Federal Funds
 TC - Toll Credits Funds
 S - State /Local Funds
 T - Total Funds

Núm.	AC-Code / Oracle # / Fed # / Program Code	Description	Town	Phase	Fed. Past Obligations /	TIP Fiscal Year				Future Investment	Total Est. Cost	Remarks
						2017	2018	2019	2020			
3	AC-301141 F00003341 0003047 ZP-30	Safety Improvements PR-3	Carolina Rio Grande	NEPA	F	-	-	-	-	-	-	-
					TC	-	-	-	-	-	-	
					S	-	-	-	-	-	-	
					T	-	-	-	-	-	-	
				Pre-Engineering	F	-	-	-	-	-	-	
					TC	-	-	-	-	-	-	
					S	-	-	-	-	-	-	
					T	-	-	-	-	-	-	
				Design	F	-	-	-	-	-	-	
					TC	-	-	-	-	-	-	
					S	-	-	-	-	-	-	
					T	-	-	-	-	-	-	
				ROW	F	-	-	-	-	-	-	
					TC	-	-	-	-	-	-	
					S	-	-	-	-	-	-	
					T	-	-	-	-	-	-	
Construction	F	-	-	5,144,832	-	-	5,144,832					
	TC	-	-	1,286,208	-	-	1,286,208					
	S	-	-	-	-	-	-					
	T	-	-	6,431,040	-	-	6,431,040					
Total Estimated Project Cost						-	-	6,431,040	-	-	6,431,040	
4	AC-003510 F000035010 0035001 ZP-30	San Juan Island Traffic Signal System and PR-1 Improvements	San Juan	NEPA	F	-	-	-	-	-	-	
					TC	-	-	-	-	-	-	
					S	-	-	-	-	-	-	
					T	-	-	-	-	-	-	
				Pre-Engineering	F	-	-	-	-	-	-	
					TC	-	-	-	-	-	-	
					S	-	-	-	-	-	-	
					T	-	-	-	-	-	-	
				Design	F	-	-	-	-	-	-	
					TC	-	-	-	-	-	-	
					S	-	-	-	-	-	-	
					T	-	-	-	-	-	-	
				ROW	F	-	-	-	-	-	-	
					TC	-	-	-	-	-	-	
					S	-	-	-	-	-	-	
					T	-	-	-	-	-	-	
Construction	F	-	-	1,430,192	-	-	1,430,192					
	TC	-	-	357,548	-	-	357,548					
	S	-	-	-	-	-	-					
	T	-	-	1,787,740	-	-	1,787,740					
Total Estimated Project Cost						-	-	1,787,740	-	-	1,787,740	

PUERTO RICO DEPARTMENT OF TRANSPORTATION AND PUBLIC WORKS
 PUERTO RICO HIGHWAY AND TRANSPORTATION AUTHORITY
 STATEWIDE TRANSPORTATION IMPROVEMENT PROGRAM
 FISCAL YEARS 2017-2020**
DEOBLIGATED PROJECTS TO BE REOBLIGATED

Legend:
 F - Federal Funds
 TC - Toll Credits Funds
 S - State /Local Funds
 T - Total Funds

Núm.	AC-Code / Oracle # / Fed # / Program Code	Description	Town	Phase	Fed. Past Obligations /	TIP Fiscal Year				Future Investment	Total Est. Cost	Remarks	
						2017	2018	2019	2020				
5	AC-520120 B000522120 0052035 / 0052043 ZP-20	Implementation of Preventive Maintenance Protocol for Bridges 2267, 2271,2335,2370 and 2372 on Highway PR-52	Ponce	NEPA	F	-	-	-	-	-	-	-	
					TC	-	-	-	-	-	-		
					S	-	-	-	-	-	-		
					T	-	-	-	-	-	-		
				Pre-Engineering	F	-	-	-	-	-	-	-	-
					TC	-	-	-	-	-	-		
					S	-	-	-	-	-	-		
					T	-	-	-	-	-	-		
				Design	F	-	-	-	-	-	-	-	-
					TC	-	-	-	-	-	-		
					S	-	-	-	-	-	-		
					T	-	-	-	-	-	-		
				ROW	F	-	-	-	-	-	-	-	-
					TC	-	-	-	-	-	-		
					S	-	-	-	-	-	-		
					T	-	-	-	-	-	-		
Construction	F	-	-	9,600,000	-	-	-	9,600,000					
	TC	-	-	2,400,000	-	-	-	2,400,000					
	S	-	-	240,000	-	-	-	240,000					
	T	-	-	12,240,000	-	-	-	12,240,000					
Total Estimated Project Cost						-	-	12,240,000	-	-	12,240,000		
6	AC-520131 T000522131 0052044 ZP-10, ZP-20, ZP-30	Congestion Managed Lanes Dynamic Toll Operations PR- 52 km. 9.16 to km 13.96 - Phase 2		NEPA	F	-	-	-	-	-	-		
					TC	-	-	-	-	-	-		
					S	-	-	-	-	-	-		
					T	-	-	-	-	-	-		
				Pre-Engineering	F	-	-	-	-	-	-	-	
					TC	-	-	-	-	-	-		
					S	-	-	-	-	-	-		
					T	-	-	-	-	-	-		
				Design	F	-	-	-	-	-	-	-	
					TC	-	-	-	-	-	-		
					S	-	-	-	-	-	-		
					T	-	-	-	-	-	-		
				ROW	F	-	-	-	-	-	-	-	
					TC	-	-	-	-	-	-		
					S	-	-	-	-	-	-		
					T	-	-	-	-	-	-		
Construction	F	-	-	19,619,944	-	-	-	19,619,944					
	TC	-	-	4,904,986	-	-	-	4,904,986					
	S	-	-	-	-	-	-						
	T	-	-	24,524,930	-	-	-	24,524,930					
Total Estimated Project Cost						-	-	24,524,930	-	-	24,524,930		

PUERTO RICO DEPARTMENT OF TRANSPORTATION AND PUBLIC WORKS
 PUERTO RICO HIGHWAY AND TRANSPORTATION AUTHORITY
 STATEWIDE TRANSPORTATION IMPROVEMENT PROGRAM
 FISCAL YEARS 2017-2020**
DEOBLIGATED PROJECTS TO BE REOBLIGATED

Legend:
 F - Federal Funds
 TC - Toll Credits Funds
 S - State /Local Funds
 T - Total Funds

Núm.	AC-Code / Oracle # / Fed # / Program Code	Description	Town	Phase	Fed. Past Obligations /	TIP Fiscal Year				Future Investment	Total Est. Cost	Remarks		
						2017	2018	2019	2020					
7	AC-001870 T000018070 0052045 MP-3E, ZP-10 ZP-20, ZP-30	Congestion Managed Lanes Dynamic Toll Operations PR- 52 km 4.7 to km. 6.4 - Phase 3		NEPA	F	-	-	-	-	-	-	-		
					TC	-	-	-	-	-	-			
					S	-	-	-	-	-	-			
					T	-	-	-	-	-	-			
		Unit 1 - From Station 45+00 to Station 52+00		Pre-Engineering	F	-	-	-	-	-	-	-	-	
					TC	-	-	-	-	-	-			
					S	-	-	-	-	-	-			
					T	-	-	-	-	-	-			
		Unit 2 - From Station 52+00 to Station 57+00		Design	F	-	-	-	-	-	-	-	-	
					TC	-	-	-	-	-	-			
					S	-	-	-	-	-	-			
					T	-	-	-	-	-	-			
		Unit 3 - From Station 57+00 to Station 63+00		ROW	F	-	-	-	-	-	-	-	-	
					TC	-	-	-	-	-	-			
					S	-	-	-	-	-	-			
					T	-	-	-	-	-	-			
Unit 4 - From Station 123+80 to Station 151+66		Construction	F	-	-	19,388,451	-	-	-	19,388,451	-			
			TC	-	-	4,847,113	-	-	-	4,847,113	-			
			S	-	-	-	-	-	-	-	-			
			T	-	-	24,235,564	-	-	-	24,235,564	-			
Total Estimated Project Cost						-	-	24,235,564	-	-	24,235,564			
8	AC-012327 B000123027 0123013	Rehabilitation and Scour Mitigation of Bridge 1355, Highway PR-132	Adjuntas	NEPA	F	-	-	-	-	-	-	-		
					TC	-	-	-	-	-	-			
					S	-	-	-	-	-	-			
					T	-	-	-	-	-	-			
				Pre-Engineering	F	-	-	-	-	-	-	-	-	-
					TC	-	-	-	-	-	-	-		
					S	-	-	-	-	-	-			
					T	-	-	-	-	-	-			
				Design	F	-	-	72,000	-	-	-	-	72,000	-
					TC	-	-	18,000	-	-	-	-	18,000	-
					S	-	-	-	-	-	-	-	-	
					T	-	-	90,000	-	-	-	90,000	-	
				ROW	F	-	-	-	-	-	-	-	-	-
					TC	-	-	-	-	-	-	-	-	
					S	-	-	-	-	-	-	-	-	
					T	-	-	-	-	-	-	-	-	
Construction	F	-	-	-	-	-	-	464,675	464,675	-				
	TC	-	-	-	-	-	-	116,169	116,169	-				
	S	-	-	-	-	-	-	-	-					
	T	-	-	-	-	-	-	580,843	580,843	-				
Total Estimated Project Cost						-	-	90,000	-	-	580,843	670,843		

PUERTO RICO DEPARTMENT OF TRANSPORTATION AND PUBLIC WORKS
 PUERTO RICO HIGHWAY AND TRANSPORTATION AUTHORITY
 STATEWIDE TRANSPORTATION IMPROVEMENT PROGRAM
 FISCAL YEARS 2017-2020**
DEOBLIGATED PROJECTS TO BE REOBLIGATED

Legend:
 F - Federal Funds
 TC - Toll Credits Funds
 S - State /Local Funds
 T - Total Funds

Núm.	AC-Code / Oracle # / Fed # / Program Code	Description	Town	Phase	Fed. Past Obligations /	TIP Fiscal Year				Future Investment	Total Est. Cost	Remarks
						2017	2018	2019	2020			
9	AC-013934 B000139034 0139018 ZP-10	Rehabilitation of Bridge 284 Over Waterway, Highway PR- 139 km 22.8	Ponce	NEPA	F	-	-	-	-	-	-	-
					TC	-	-	-	-	-	-	
					S	-	-	-	-	-	-	
					T	-	-	-	-	-	-	
				Pre-Engineering	F	-	-	-	-	-	-	-
					TC	-	-	-	-	-	-	
					S	-	-	-	-	-	-	
					T	-	-	-	-	-	-	
				Design	F	-	-	-	-	-	-	-
					TC	-	-	-	-	-	-	
					S	-	-	-	-	-	-	
					T	-	-	-	-	-	-	
				ROW	F	-	-	-	-	-	-	-
					TC	-	-	-	-	-	-	
					S	-	-	-	-	-	-	
					T	-	-	-	-	-	-	
Construction	F	-	-	89,234	-	-	89,234					
	TC	-	-	22,308	-	-	22,308					
	S	-	-	-	-	-	-					
	T	-	-	111,542	-	-	111,542					
Total Estimated Project Cost						-	-	111,542	-	-	111,542	
10	AC-014076 B000140076 0140027 MP-1E, ZP-10	Replacement of Bridge 1828, Highway PR-140	Barceloneta	NEPA	F	-	-	-	-	-	-	
					TC	-	-	-	-	-	-	
					S	-	-	-	-	-	-	
					T	-	-	-	-	-	-	
				Pre-Engineering	F	-	-	-	-	-	-	
					TC	-	-	-	-	-	-	
					S	-	-	-	-	-	-	
					T	-	-	-	-	-	-	
				Design	F	-	-	-	-	-	-	
					TC	-	-	-	-	-	-	
					S	-	-	-	-	-	-	
					T	-	-	-	-	-	-	
				ROW	F	-	-	-	-	-	-	
					TC	-	-	-	-	-	-	
					S	-	-	-	-	-	-	
					T	-	-	-	-	-	-	
Construction	F	-	-	36,507	-	-	36,507					
	TC	-	-	9,127	-	-	9,127					
	S	-	-	-	-	-	-					
	T	-	-	45,634	-	-	45,634					
Total Estimated Project Cost						-	-	45,634	-	-	45,634	

PUERTO RICO DEPARTMENT OF TRANSPORTATION AND PUBLIC WORKS
 PUERTO RICO HIGHWAY AND TRANSPORTATION AUTHORITY
 STATEWIDE TRANSPORTATION IMPROVEMENT PROGRAM
 FISCAL YEARS 2017-2020**
DEOBLIGATED PROJECTS TO BE REOBLIGATED

Legend:
 F - Federal Funds
 TC - Toll Credits Funds
 S - State /Local Funds
 T - Total Funds

Núm.	AC-Code / Oracle # / Fed # / Program Code	Description	Town	Phase	Fed. Past Obligations /	TIP Fiscal Year				Future Investment	Total Est. Cost	Remarks
						2017	2018	2019	2020			
11	AC-014514 B000145014 0145007 ZP-10	Replacement of Bridge 1130, Highway PR-145	Ciales	NEPA	F	-	-	-	-	-	-	-
					TC	-	-	-	-	-	-	
					S	-	-	-	-	-	-	
					T	-	-	-	-	-	-	
				Pre-Engineering	F	-	-	-	-	-	-	-
					TC	-	-	-	-	-	-	
					S	-	-	-	-	-	-	
					T	-	-	-	-	-	-	
				Design	F	-	-	-	-	-	-	-
					TC	-	-	-	-	-	-	
					S	-	-	-	-	-	-	
					T	-	-	-	-	-	-	
				ROW	F	-	-	-	-	-	-	-
					TC	-	-	-	-	-	-	
					S	-	-	-	-	-	-	
					T	-	-	-	-	-	-	
				Construction	F	-	-	180,916	-	-	180,916	
TC	-	-	45,229		-	-	45,229					
S	-	-	-		-	-	-					
T	-	-	226,145		-	-	226,145					
Total Estimated Project Cost						-	-	226,145	-	-	226,145	
12	AC-800319 B009999319 0150008 ZP-10	Replacement of Bridge Over Descalabrado River, Highway PR-150	Coamo	NEPA	F	-	-	-	-	-	-	-
					TC	-	-	-	-	-	-	
					S	-	-	-	-	-	-	
					T	-	-	-	-	-	-	
				Pre-Engineering	F	-	-	-	-	-	-	
					TC	-	-	-	-	-	-	
					S	-	-	-	-	-	-	
					T	-	-	-	-	-	-	
				Design	F	-	-	-	-	-	-	
					TC	-	-	-	-	-	-	
					S	-	-	-	-	-	-	
					T	-	-	-	-	-	-	
				ROW	F	-	-	-	-	-	-	
					TC	-	-	-	-	-	-	
					S	-	-	-	-	-	-	
					T	-	-	-	-	-	-	
				Construction	F	-	-	279,537	-	-	279,537	
TC	-	-	69,884		-	-	69,884					
S	-	-	-		-	-	-					
T	-	-	349,422		-	-	349,422					
Total Estimated Project Cost						-	-	349,422	-	-	349,422	

PUERTO RICO DEPARTMENT OF TRANSPORTATION AND PUBLIC WORKS
 PUERTO RICO HIGHWAY AND TRANSPORTATION AUTHORITY
 STATEWIDE TRANSPORTATION IMPROVEMENT PROGRAM
 FISCAL YEARS 2017-2020**
DEOBLIGATED PROJECTS TO BE REOBLIGATED

Legend:
 F - Federal Funds
 TC - Toll Credits Funds
 S - State /Local Funds
 T - Total Funds

Núm.	AC-Code / Oracle # / Fed # / Program Code	Description	Town	Phase	Fed. Past Obligations /	TIP Fiscal Year				Future Investment	Total Est. Cost	Remarks	
						2017	2018	2019	2020				
13	AC-017417 B000174017 0174011 ZP-10	Replacement of Bridge 2479, Highway PR-174 km 14.0	Bayamon	NEPA	F	-	-	-	-	-	-	-	
					TC	-	-	-	-	-	-		
					S	-	-	-	-	-	-		
					T	-	-	-	-	-	-		
				Pre-Engineering	F	-	-	-	-	-	-	-	-
					TC	-	-	-	-	-	-	-	
					S	-	-	-	-	-	-		
					T	-	-	-	-	-	-		
				Design	F	-	-	240,000	-	-	-	-	240,000
					TC	-	-	60,000	-	-	-	-	60,000
					S	-	-	-	-	-	-	-	-
					T	-	-	300,000	-	-	-	-	300,000
				ROW	F	-	-	-	-	-	-	-	-
					TC	-	-	-	-	-	-	-	-
					S	-	-	-	-	-	-	-	-
					T	-	-	-	-	-	-	-	-
Construction	F	-	-	-	-	-	-	4,147,650	4,147,650				
	TC	-	-	-	-	-	-	1,036,913	1,036,913				
	S	-	-	-	-	-	-	-	-				
	T	-	-	-	-	-	-	5,184,563	5,184,563				
Total Estimated Project Cost						-	-	300,000	-	-	5,184,563	5,484,563	
14	AC-062305 B000623005 0623001 ZP-10	Rehabilitation of Bridge 1199, Highway PR-623 km 1.8	Arecibo	NEPA	F	-	-	-	-	-	-	-	
					TC	-	-	-	-	-	-		
					S	-	-	-	-	-	-		
					T	-	-	-	-	-	-		
				Pre-Engineering	F	-	-	-	-	-	-	-	-
					TC	-	-	-	-	-	-	-	
					S	-	-	-	-	-	-		
					T	-	-	-	-	-	-		
				Design	F	-	-	90,730	-	-	-	-	90,730
					TC	-	-	22,682	-	-	-	-	22,682
					S	-	-	-	-	-	-	-	-
					T	-	-	113,412	-	-	-	-	113,412
				ROW	F	-	-	-	-	-	-	-	-
					TC	-	-	-	-	-	-	-	-
					S	-	-	-	-	-	-	-	-
					T	-	-	-	-	-	-	-	-
Construction	F	-	-	-	-	-	-	449,906	449,906				
	TC	-	-	-	-	-	-	112,477	112,477				
	S	-	-	-	-	-	-	-	-				
	T	-	-	-	-	-	-	562,383	562,383				
Total Estimated Project Cost						-	-	113,412	-	-	562,383	675,795	

PUERTO RICO DEPARTMENT OF TRANSPORTATION AND PUBLIC WORKS
 PUERTO RICO HIGHWAY AND TRANSPORTATION AUTHORITY
 STATEWIDE TRANSPORTATION IMPROVEMENT PROGRAM
 FISCAL YEARS 2017-2020**
DEOBLIGATED PROJECTS TO BE REOBLIGATED

Legend:
 F - Federal Funds
 TC - Toll Credits Funds
 S - State /Local Funds
 T - Total Funds

Núm.	AC-Code / Oracle # / Fed # / Program Code	Description	Town	Phase	Fed. Past Obligations /	TIP Fiscal Year				Future Investment	Total Est. Cost	Remarks
						2017	2018	2019	2020			
15	AC-992904 B009929004 9929001 ZP-10	Replacement of Bridge 1851, Highway PR-9929	San Lorenzo	NEPA	F	-	-	-	-	-	-	-
					TC	-	-	-	-	-	-	
					S	-	-	-	-	-	-	
					T	-	-	-	-	-	-	
				Pre-Engineering	F	-	-	-	-	-	-	
					TC	-	-	-	-	-	-	
					S	-	-	-	-	-	-	
					T	-	-	-	-	-	-	
				Design	F	-	-	-	-	-	-	
					TC	-	-	-	-	-	-	
					S	-	-	-	-	-	-	
					T	-	-	-	-	-	-	
				ROW	F	-	-	-	-	-	-	
					TC	-	-	-	-	-	-	
					S	-	-	-	-	-	-	
					T	-	-	-	-	-	-	
Construction	F	-	-	134,714	-	-	134,714					
	TC	-	-	33,679	-	-	33,679					
	S	-	-	-	-	-	-					
	T	-	-	168,393	-	-	168,393					
Total Estimated Project Cost						-	-	168,393	-	-	168,393	
16	AC-801271 B010014271 9999122 ZP-10	Replacement of Bridge 172 over Descalabrado River, Highway PR-14	Coamo	NEPA	F	-	-	-	-	-	-	-
					TC	-	-	-	-	-	-	
					S	-	-	-	-	-	-	
					T	-	-	-	-	-	-	
				Pre-Engineering	F	-	-	-	-	-	-	
					TC	-	-	-	-	-	-	
					S	-	-	-	-	-	-	
					T	-	-	-	-	-	-	
				Design	F	-	-	-	-	-	-	
					TC	-	-	-	-	-	-	
					S	-	-	-	-	-	-	
					T	-	-	-	-	-	-	
				ROW	F	-	-	-	-	-	-	
					TC	-	-	-	-	-	-	
					S	-	-	-	-	-	-	
					T	-	-	-	-	-	-	
Construction	F	-	-	964,895	-	-	964,895					
	TC	-	-	241,224	-	-	241,224					
	S	-	-	-	-	-	-					
	T	-	-	1,206,119	-	-	1,206,119					
Total Estimated Project Cost						-	-	1,206,119	-	-	1,206,119	

PUERTO RICO DEPARTMENT OF TRANSPORTATION AND PUBLIC WORKS
 PUERTO RICO HIGHWAY AND TRANSPORTATION AUTHORITY
 STATEWIDE TRANSPORTATION IMPROVEMENT PROGRAM
 FISCAL YEARS 2017-2020**
DEOBLIGATED PROJECTS TO BE REOBLIGATED

Legend:
 F - Federal Funds
 TC - Toll Credits Funds
 S - State /Local Funds
 T - Total Funds

Núm.	AC-Code / Oracle # / Fed # / Program Code	Description	Town	Phase	Fed. Past Obligations /	TIP Fiscal Year				Future Investment	Total Est. Cost	Remarks		
						2017	2018	2019	2020					
17	AC-800478 B009999478 9999207 ZP-10	Replacement of Bridge 631 over Cofresi Crrek PR-200R km. 0.1 and NO. 1133 Unknown Creek Progreso ST. PR-200	Vieques	NEPA	F	-	-	-	-	-	-	-		
					TC	-	-	-	-	-	-			
					S	-	-	-	-	-	-			
					T	-	-	-	-	-	-			
				Pre-Engineering	F	-	-	-	-	-	-	-	-	-
					TC	-	-	-	-	-	-	-	-	-
					S	-	-	-	-	-	-	-	-	-
					T	-	-	-	-	-	-	-	-	-
				Design	F	-	-	267,243	-	-	-	-	-	267,243
					TC	-	-	66,811	-	-	-	-	-	66,811
					S	-	-	-	-	-	-	-	-	-
					T	-	-	334,054	-	-	-	-	-	334,054
				ROW	F	-	-	-	-	-	-	-	-	-
					TC	-	-	-	-	-	-	-	-	-
					S	-	-	-	-	-	-	-	-	-
T	-	-	-		-	-	-	-	-	-				
Construction	F	-	-	-	-	-	-	1,419,200	-	1,419,200				
	TC	-	-	-	-	-	-	354,800	-	354,800				
	S	-	-	-	-	-	-	-	-	-				
	T	-	-	-	-	-	-	1,774,000	-	1,774,000				
Total Estimated Project Cost						-	-	334,054	-	-	1,774,000	2,108,054		
18	AC-220124 T000022224 9999238 ZP-20	RFP Northwest Corridor Access Modification, Management and Financial Plan		NEPA	F	-	-	-	-	-	-	-		
					TC	-	-	-	-	-	-			
					S	-	-	-	-	-	-			
					T	-	-	-	-	-	-			
				Pre-Engineering	F	-	-	800,000	-	-	-	-	-	800,000
					TC	-	-	200,000	-	-	-	-	-	200,000
					S	-	-	-	-	-	-	-	-	-
					T	-	-	1,000,000	-	-	-	-	-	1,000,000
				Design	F	-	-	-	-	-	-	-	-	-
					TC	-	-	-	-	-	-	-	-	-
					S	-	-	-	-	-	-	-	-	-
					T	-	-	-	-	-	-	-	-	-
				ROW	F	-	-	-	-	-	-	-	-	-
					TC	-	-	-	-	-	-	-	-	-
					S	-	-	-	-	-	-	-	-	-
T	-	-	-		-	-	-	-	-	-				
Construction	F	-	-	-	-	-	-	-	-	-				
	TC	-	-	-	-	-	-	-	-	-				
	S	-	-	-	-	-	-	-	-	-				
	T	-	-	-	-	-	-	-	-	-				
Total Estimated Project Cost						-	-	1,000,000	-	-	-	1,000,000		

PUERTO RICO DEPARTMENT OF TRANSPORTATION AND PUBLIC WORKS
 PUERTO RICO HIGHWAY AND TRANSPORTATION AUTHORITY
 STATEWIDE TRANSPORTATION IMPROVEMENT PROGRAM
 FISCAL YEARS 2017-2020**
DEOBLIGATED PROJECTS TO BE REOBLIGATED

Legend:
 F - Federal Funds
 TC - Toll Credits Funds
 S - State /Local Funds
 T - Total Funds

Núm.	AC-Code / Oracle # / Fed # / Program Code	Description	Town	Phase	Fed. Past Obligations /	TIP Fiscal Year				Future Investment	Total Est. Cost	Remarks
						2017	2018	2019	2020			
19	AC-800494 L009999494 9999225 MP-2E, ZP-20	Traffic Signal Systems Preventive Maintenance and Emergency Repair Services PR- 2	Moca Hormigueros	NEPA	F	-	-	-	-	-	-	-
					TC	-	-	-	-	-	-	
					S	-	-	-	-	-	-	
					T	-	-	-	-	-	-	
				Pre-Engineering	F	-	-	-	-	-	-	-
					TC	-	-	-	-	-	-	
					S	-	-	-	-	-	-	
					T	-	-	-	-	-	-	
				Design	F	-	-	-	-	-	-	-
					TC	-	-	-	-	-	-	
					S	-	-	-	-	-	-	
					T	-	-	-	-	-	-	
				ROW	F	-	-	-	-	-	-	-
					TC	-	-	-	-	-	-	
					S	-	-	-	-	-	-	
					T	-	-	-	-	-	-	
Construction	F	-	-	1,749,840	-	-	-	1,749,840				
	TC	-	-	437,460	-	-	-	437,460				
	S	-	-	-	-	-	-	-				
	T	-	-	2,187,300	-	-	-	2,187,300				
Total Estimated Project Cost						-	-	2,187,300	-	-	2,187,300	
20	AC-200277 M000002477 TIGER	Tiger Project - Caparra Interchange Improvements - State Funding to be Paid with Federal Funds	Guaynabo	NEPA	F	-	-	-	-	-	-	-
					TC	-	-	-	-	-	-	
					S	-	-	-	-	-	-	
					T	-	-	-	-	-	-	
				Pre-Engineering	F	-	-	-	-	-	-	-
					TC	-	-	-	-	-	-	
					S	-	-	-	-	-	-	
					T	-	-	-	-	-	-	
				Design	F	-	-	-	-	-	-	-
					TC	-	-	-	-	-	-	
					S	-	-	-	-	-	-	
					T	-	-	-	-	-	-	
				ROW	F	-	-	-	-	-	-	-
					TC	-	-	-	-	-	-	
					S	-	-	-	-	-	-	
					T	-	-	-	-	-	-	
Construction	F	-	-	3,600,000	-	-	-	3,600,000				
	TC	-	-	900,000	-	-	-	900,000				
	S	-	-	-	-	-	-	-				
	T	-	-	4,500,000	-	-	-	4,500,000				
Total Estimated Project Cost						-	-	4,500,000	-	-	4,500,000	

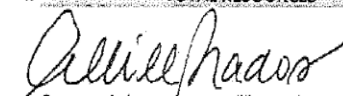
PUERTO RICO DEPARTMENT OF TRANSPORTATION AND PUBLIC WORKS
 PUERTO RICO HIGHWAY AND TRANSPORTATION AUTHORITY
 STATEWIDE TRANSPORTATION IMPROVEMENT PROGRAM
 FISCAL YEARS 2017-2020**
DEOBLIGATED PROJECTS TO BE REOBLIGATED


Legend:
 F - Federal Funds
 TC - Toll Credits Funds
 S - State /Local Funds
 T - Total Funds

Núm.	AC-Code / Oracle # / Fed # / Program Code	Description	Town	Phase	Fed. Past Obligations /	TIP Fiscal Year				Future Investment	Total Est. Cost	Remarks
						2017	2018	2019	2020			
				NEPA	F -	-	-	-	-	-	-	
					TC -	-	-	-	-	-	-	
					S -	-	-	-	-	-	-	
					T							
				Pre-Engineering	F	636,331	-	521,680	-	-	1,158,011	Additional Funding to be used from the available balance of the the deobligated projects.
					TC	156,605	-	130,420	-	-	287,025	
					S	203,405	-	-	-	203,405		
					T	996,340		652,100			1,648,440	
				Design	F	-	-	-	-	-	-	
					TC	-	-	-	-	-	-	
					S	-	-	-	-	-	-	
					T							
				ROW	F	-	-	-	-	800,000	800,000	Programmed in the STIP for FY 2019
					TC	-	-	-	-	200,000	200,000	
					S	-	-	-	-	-	-	
					T					1,000,000	1,000,000	
				Construction	F	-	-	-	-	3,800,000	-	Programmed in the STIP under "Future Investment"
					TC	-	-	-	-	950,000	-	
					S	-	-	-	-	250,000	-	
					T					5,000,000	5,000,000	
Total Estimated Project Cost						996,340	-	652,100	-	-	6,000,000	7,648,440

PUERTO RICO HIGHWAY AND TRANSPORTATION AUTHORITY
INVESTMENT PROGRAM (IN THOUSANDS)

RESOURCES					
	2015-2016	2016-2017	2017-2018	2018-2019	2019-2020
1 GASOLINE TAX REVENUE	\$ 158,000	-	\$ 146,000	\$ 145,000	\$ 146,000
2 DIESEL OIL TAXES	9,000	-	12,000	12,000	12,000
3 MOTOR VEHICLE LICENSE FEES	92,600	60,000	93,000	93,000	93,000
4 TOLL REVENUES	128,400	128,000	137,000	138,000	140,000
5 PETROLEUM TAX REVENUE	177,220	140,000	135,000	126,000	126,000
6 CIGARETTE TAXES	20,000	20,000	20,000	20,000	20,000
7 INVESTMENT INCOME	10,000	-	-	-	-
8 TOTAL REVENUES FROM TAXES AND INTEREST	595,220	348,000	543,000	534,000	537,000
9 FEDERAL AID - FHWA & EARMARKED PROJECTS	130,000	130,000	135,000	140,000	145,000
10 FEDERAL AID-FTA FOR TREN URBANO MAINTENANCE	15,000	20,000	20,000	20,000	20,000
11 TOTAL FEDERAL FUNDS	145,000	150,000	155,000	160,000	165,000
12 LOCAL APPROPRIATIONS	10,000	-	-	-	-
13 TOTAL FEDERAL AND LOCAL FUNDS	155,000	150,000	155,000	160,000	165,000
14 TRANSIT REVENUES	12,000	10,000	10,200	10,404	10,612
15 ELECTRONIC TOLL FINES	10,000	10,000	10,200	10,404	10,612
16 OTHER INCOME	25,800	5,300	5,406	5,514	5,624
17 TOTAL OTHER INCOME	47,800	25,300	25,806	26,322	26,849
18 TOTAL REVENUES	\$ 798,020	\$ 523,300	\$ 723,806	\$ 720,322	\$ 728,849
PROGRAM EXPENDITURES					
	2015-2016	2016-2017	2017-2018	2018-2019	2019-2020
19 RIGHT OF WAY	\$ 10,000	\$ 10,000	\$ 10,000	\$ 10,000	\$ 10,000
20 DESIGN	10,000	10,000	10,000	10,000	10,000
21 CONSTRUCTION LOCAL	14,200	15,000	15,000	15,000	15,000
23 CONSTRUCTION FEDERAL (FHWA)	130,000	130,000	135,000	140,000	145,000
24 SUB TOTAL	164,200	165,000	170,000	175,000	180,000
25 SALARIES AND FRINGE BENEFITS	47,848	47,475	48,425	49,393	50,381
27 OTHER OPERATIONAL EXPENSES	5,800	3,525	3,596	3,667	3,741
28 OPERATIONAL CONSTRUCTION PROGRAM	53,648	51,000	52,020	53,060	54,122
29 LITIGATION RESERVE	8,800	8,000	8,160	8,863	9,520
30 RIGHT OF WAY PAYMENTS	27,000	21,000	16,960	15,299	13,605
31 TOTAL CONSTRUCTION PROGRAM	253,648	245,000	247,140	249,223	251,247
32 SALARIES AND FRINGE BENEFITS	46,902	44,056	44,937	45,836	46,753
33 OTHER OPERATIONAL EXPENSES	16,325	12,566	12,817	13,074	13,335
34 TREN URBANO AND FEEDER BUSES	81,754	78,974	80,553	82,165	83,808
35 AUTOPISTAS	35,525	32,704	33,358	34,025	34,706
36 TOTAL OPERATIONAL COSTS	180,506	168,300	171,666	175,099	178,601
37 TOTAL CONSTRUCTION AND OPERATIONAL COSTS	\$ 434,154	\$ 413,300	\$ 418,806	\$ 424,322	\$ 429,849
DEBT SERVICE					
	2015-2016	2016-2017	2017-2018	2018-2019	2019-2020
38 EXISTING DEBT SERVICE (Principal)	\$ 102,926	-	-	-	-
39 EXISTING DEBT SERVICE (Interest)	244,263	-	195,000	186,000	189,000
41 TOTAL BOND DEBT SERVICE	347,189	-	195,000	186,000	189,000
42 INTEREST ON GDB LINES OF CREDIT	-	110,000	110,000	110,000	110,000
43 TOTAL DEBT SERVICE	347,189	110,000	305,000	296,000	299,000
44 TOTAL FINANCING EXPENDITURES	347,189	110,000	305,000	296,000	299,000
45 TOTAL EXPENDITURES	\$ 781,343	\$ 523,300	\$ 723,806	\$ 720,322	\$ 728,849
46 FINANCING	16,677	-	-	-	-
47 TOTAL RESOURCES	\$ 798,020	\$ 523,300	\$ 723,806	\$ 720,322	\$ 728,849


 Recomendado por Carmen Villar Prados
 Director Ejecutivo


 Preparado por Cesar Gandiaga
 Director Ejecutivo Auxiliar de Administracion y Finanzas

6/3/16

Las cifras presentadas son estimados basadas en la experiencia y en los datos que tenemos a la mano al preparar este documento.

Esta tabla de Inversion es valida para los años aquí presentados siempre que los ingresos legislados que son estimados se materializen.
 Si por alguna razon la Autoridad no recibe alguno o la totalidad de los ingresos legislados esta tabla tendria que ser ajustada a esa nueva realidad.